

Copa Catalana Promovelocitat-Zuera

PromoRACC 1

Circuito de Zuera 1,700 km

Classificació FINAL

Pos.	Núm.	Nom i Cognoms	Llicència	Club	Carrera 1	Carrera 2	Total Punts
1	44	ALBERTON ESCUDE, XAVIER	144176-T	Mc Tortosa	20	25	45
2	57	NAVARRETE VICO, RAUL	144069-B	MC Terres de Pon	25	13	38
3	29	MOLINA MESA, ADRIAN	144443-B	MC Circuit Mçra	16	20	36
4	66	LOPEZ MALO, JAVIER	144380-B	Pisto B.Montseny	13	16	29
5	33	PEREZ CEBRIAN, JOSE	223988-M	111 School Motor	9	11	20
6	5	REYES FEBRER, JOSE	68135-IB	Mc. Balear	10	10	20
7	8	RAMIREZ CUESTA, ETHAN	279801-SS	Fly Group Mc.	7	9	16
8	63	ESPINOS ALEMANY, JORDI	251204-CS	CM Arnau Racing	11	0	11
9	12	GODINO GOMEZ, ADELA	144519-B	MC C.Taul,	8	0	8

Copa Catalana Promovelocitat-Zuera

classificat per voltes

PromoRACC 1

Circuito de Zuera 1,700 km

Carrera 1

21/11/2021 11:10

Cursa (12:00 i 2 Voltes) started at 11:15:30

Posició	Nº	Nom	Voltes	Total Ts	Dif	Millor Tm	Motocicleta	Llicència	Club	Punts
1	57	NAVARRETE VICO, RAUL	12	15:12.597		1:15.398	OHVALE	144069-B	MC Terres de Pr	25
2	44	ALBERTON ESCUDE, XAVIER	12	15:18.885	6.288	1:15.848	OHVALE	144176-T	Mc Tortosa	20
3	29	MOLINA MESA, ADRIAN	12	15:20.542	7.945	1:15.673	OHVALE	144443-B	MC Circuit Mçra	16
4	66	LOPEZ MALO, JAVIER	12	15:20.570	7.973	1:15.620	OHVALE	144380-B	Pisto B.Montser	13
5	63	ESPINOS ALEMANY, JORDI	12	15:37.466	24.869	1:16.634	OHVALE	251204-CS	CM Arnau Racin	11
6	5	REYES FEBRER, JOSE	12	15:53.734	41.137	1:17.973	OHVALE	68135-IB	Mc. Balear	10
7	33	PEREZ CEBRIAN, JOSE	12	15:54.172	41.575	1:18.630	OHVALE	223988-M	111 School Mot	9
8	12	GODINO GOMEZ, ADELA	11	16:41.635	1 Volta	1:28.911	OHVALE	144519-B	MC C.Taul,	8
9	8	RAMIREZ CUESTA, ETHAN	10	16:15.439	2 Voltes	1:22.274	OHVALE	279801-SS	Fly Group Mc.	7

Marge de victòria	Velocitat mitja	Millor temps de volta	Millor vel.	Millor volta per
6.288	80,474	1:15.398	81,169	57 - NAVARRETE VICO, RAUL

Cap de cronometratge / Director de Cursa / President del Jurat Orbits

Copa Catalana Promovelocitat-Zuera

Volta a volta


PromoRACC 1

Circuito de Zuera 1,700 km

Carrera 1

21/11/2021 11:10

Cursa (12:00 i 2 Voltes) started at 11:15:30



Competidors	Voltes												
	0	1	2	3	4	5	6	7	8	9	10	11	12
NAVARRETE VICO, RAUL (57)	1	57	57	57	57	57	57	57	57	57	57	57	57
MOLINA MESA, ADRIAN (29)	2	29	29	29	44	44	44	44	44	44	44	44	44
LOPEZ MALO, JAVIER (66)	3	66	66	44	29	29	29	29	29	29	29	29	29
ESPINOS ALEMANY, JORDI (63)	4	63	44	66	66	66	66	66	66	66	66	66	66
ALBERTON ESCUDE, XAVIER (44)	5	44	5	5	63	63	63	63	63	63	63	63	63
REYES FEBRER, JOSE (5)	6	5	33	33	5	5	33	33	33	33	33	33	5
PEREZ CEBRIAN, JOSE (33)	7	33	63	63	33	33	5	5	5	5	5	5	33
RAMIREZ CUESTA, ETHAN (8)	8	8	8	8	8	8	8	12	12	12	12	12	12
GODINO GOMEZ, ADELA (12)	9	12	12	12	12	12	12	8	8	8	8	8	8

Copa Catalana Promovelocitat-Zuera

PromoRACC 1

Circuito de Zuera 1,700 km

Carrera 1

21/11/2021 11:10

Cursa (12:00 i 2 Voltes) started at 11:15:30

Lap	Lap Tm	Diff	Time of Day
(57) NAVARRETE VICO, RAUL			
1	1:18.714	+3.316	11:16:50.140
2	1:15.620	+0.222	11:18:05.760
3	1:15.554	+0.156	11:19:21.314
4	1:15.475	+0.077	11:20:36.789
5	1:15.410	+0.012	11:21:52.199
6	1:15.460	+0.062	11:23:07.659
7	1:15.398		11:24:23.057
8	1:15.450	+0.052	11:25:38.507
9	1:15.550	+0.152	11:26:54.057
10	1:15.762	+0.364	11:28:09.819
11	1:15.918	+0.520	11:29:25.737
12	1:17.261	+1.863	11:30:42.998

Lap	Lap Tm	Diff	Time of Day
(44) ALBERTON ESCUDE, XAVIER			
1	1:19.255	+3.407	11:16:51.657
2	1:16.668	+0.820	11:18:08.325
3	1:16.368	+0.520	11:19:24.693
4	1:16.026	+0.178	11:20:40.719
5	1:16.206	+0.358	11:21:56.925
6	1:16.141	+0.293	11:23:13.066
7	1:16.130	+0.282	11:24:29.196
8	1:15.848		11:25:45.044
9	1:15.886	+0.038	11:27:00.930
10	1:16.033	+0.185	11:28:16.963
11	1:16.358	+0.510	11:29:33.321
12	1:15.965	+0.117	11:30:49.286

Lap	Lap Tm	Diff	Time of Day
(29) MOLINA MESA, ADRIAN			
1	1:19.893	+4.220	11:16:51.444
2	1:16.783	+1.110	11:18:08.227
3	1:17.681	+2.008	11:19:25.908
4	1:16.822	+1.149	11:20:42.730
5	1:16.386	+0.713	11:21:59.116
6	1:16.036	+0.363	11:23:15.152
7	1:16.461	+0.788	11:24:31.613
8	1:16.180	+0.507	11:25:47.793
9	1:15.727	+0.054	11:27:03.520
10	1:15.712	+0.039	11:28:19.232
11	1:16.038	+0.365	11:29:35.270
12	1:15.673		11:30:50.943

Lap	Lap Tm	Diff	Time of Day
(66) LOPEZ MALO, JAVIER			
1	1:19.535	+3.915	11:16:51.579
2	1:16.966	+1.346	11:18:08.545
3	1:17.440	+1.820	11:19:25.985
4	1:16.866	+1.246	11:20:42.851
5	1:16.288	+0.668	11:21:59.139
6	1:16.222	+0.602	11:23:15.361
7	1:16.341	+0.721	11:24:31.702
8	1:16.184	+0.564	11:25:47.886
9	1:15.935	+0.315	11:27:03.821
10	1:15.620		11:28:19.441
11	1:15.848	+0.228	11:29:35.289
12	1:15.682	+0.062	11:30:50.971

Lap	Lap Tm	Diff	Time of Day
(63) ESPINOS ALEMANY, JORDI			
1	1:24.035	+7.401	11:16:56.294
2	1:17.852	+1.218	11:18:14.146
3	1:18.036	+1.402	11:19:32.182
4	1:17.434	+0.800	11:20:49.616
5	1:17.067	+0.433	11:22:06.683
6	1:16.634		11:23:23.317
7	1:17.152	+0.518	11:24:40.469
8	1:18.355	+1.721	11:25:58.824

Lap	Lap Tm	Diff	Time of Day
9	1:17.357	+0.723	11:27:16.181
10	1:17.604	+0.970	11:28:33.785
11	1:17.101	+0.467	11:29:50.886
12	1:16.981	+0.347	11:31:07.867

Lap	Lap Tm	Diff	Time of Day
(5) REYES FEBRER, JOSE			
1	1:21.055	+3.082	11:16:53.650
2	1:20.036	+2.063	11:18:13.686
3	1:19.204	+1.231	11:19:32.890
4	1:19.741	+1.768	11:20:52.631
5	1:19.958	+1.985	11:22:12.589
6	1:18.713	+0.740	11:23:31.302
7	1:18.902	+0.929	11:24:50.204
8	1:19.393	+1.420	11:26:09.597
9	1:19.366	+1.393	11:27:28.963
10	1:17.973		11:28:46.936
11	1:19.122	+1.149	11:30:06.058
12	1:18.077	+0.104	11:31:24.135

Lap	Lap Tm	Diff	Time of Day
(33) PEREZ CEBRIAN, JOSE			
1	1:21.496	+2.866	11:16:54.232
2	1:19.692	+1.062	11:18:13.924
3	1:19.888	+1.258	11:19:33.812
4	1:19.078	+0.448	11:20:52.890
5	1:19.474	+0.844	11:22:12.364
6	1:18.845	+0.215	11:23:31.209
7	1:18.932	+0.302	11:24:50.141
8	1:19.182	+0.552	11:26:09.323
9	1:18.904	+0.274	11:27:28.227
10	1:18.630		11:28:46.857
11	1:19.040	+0.410	11:30:05.897
12	1:18.676	+0.046	11:31:24.573

Lap	Lap Tm	Diff	Time of Day
(12) GODINO GOMEZ, ADELA			
1	1:31.555	+2.644	11:17:04.882
2	1:30.433	+1.522	11:18:35.315
3	1:30.770	+1.859	11:20:06.085
4	1:30.910	+1.999	11:21:36.995
5	1:30.883	+1.972	11:23:07.878
6	1:31.084	+2.173	11:24:38.962
7	1:31.769	+2.858	11:26:10.731
8	1:30.339	+1.428	11:27:41.070
9	1:29.444	+0.533	11:29:10.514
10	1:28.911		11:30:39.425
11	1:32.611	+3.700	11:32:12.036

Lap	Lap Tm	Diff	Time of Day
(8) RAMIREZ CUESTA, ETHAN			
1	1:28.649	+6.375	11:17:01.475
2	1:24.358	+2.084	11:18:25.833
3	1:24.013	+1.739	11:19:49.846
4	1:23.936	+1.662	11:21:13.782
5	1:23.540	+1.266	11:22:37.322
6	1:26.933	+4.659	11:24:04.255
7	3:34.200	+2:11.926	11:27:38.455
8	1:22.671	+0.397	11:29:01.126
9	1:22.274		11:30:23.400
10	1:22.440	+0.166	11:31:45.840

Copa Catalana Promovelocitat-Zuera

classificat per voltes

PromoRACC 1

Circuito de Zuera 1,700 km

Carrera 2

21/11/2021 12:50

Cursa (12:00 i 2 Voltes) started at 12:58:00

Posició	Nº	Nom	Voltes	Total Ts	Dif	Millor Tm	Motocicleta	Llicència	Club	Punts
1	44	ALBERTON ESCUDE, XAVIER	12	15:13.772		1:15.203	OHVALE	144176-T	Mc Tortosa	25
2	29	MOLINA MESA, ADRIAN	12	15:13.832	0.060	1:15.556	OHVALE	144443-B	MC Circuit Mçra	20
3	66	LOPEZ MALO, JAVIER	12	15:16.867	3.095	1:15.719	OHVALE	144380-B	Pisto B.Montser	16
4	57	NAVARRETE VICO, RAUL	12	15:20.265	6.493	1:15.872	OHVALE	144069-B	MC Terres de Pc	13
5	33	PEREZ CEBRIAN, JOSE	12	15:48.010	34.238	1:18.150	OHVALE	223988-M	111 School Mot	11
6	5	REYES FEBRER, JOSE	12	16:17.242	1:03.470	1:18.428	OHVALE	68135-IB	Mc. Balear	10
7	8	RAMIREZ CUESTA, ETHAN	12	16:25.786	1:12.014	1:21.143	OHVALE	279801-SS	Fly Group Mc.	9
No classificat (50% = 6 Voltes)										
NT	63	ESPINOS ALEMANY, JORDI	9	11:50.592	NT	1:17.680	OHVALE	251204-CS	CM Arnau Racin	0
NT	12	GODINO GOMEZ, ADELA	1	1:32.924	NT	1:30.068	OHVALE	144519-B	MC C.Taul,	0

Marge de victòria	Velocitat mitja	Millor temps de volta	Millor vel.	Millor volta per
0.060	80,370	1:15.203	81,380	44 - ALBERTON ESCUDE, XAVIER

Cap de cronometratge / Director de Cursa / President del Jurat Orbits

Copa Catalana Promovelocitat-Zuera

Volta a volta


PromoRACC 1

Circuito de Zuera 1,700 km

Carrera 2

21/11/2021 12:50

Cursa (12:00 i 2 Voltes) started at 12:58:00



Competidors	Voltes													
	0	1	2	3	4	5	6	7	8	9	10	11	12	
NAVARRETE VICO, RAUL (57)	1	57	57	57	57	29	29	29	29	29	44	44	44	44
MOLINA MESA, ADRIAN (29)	2	29	29	29	29	57	57	57	44	44	29	29	29	29
ALBERTON ESCUDE, XAVIER (44)	3	44	66	66	66	44	44	44	57	57	66	66	66	66
ESPINOS ALEMANY, JORDI (63)	4	63	44	44	44	66	66	66	66	66	57	57	57	57
LOPEZ MALO, JAVIER (66)	5	66	63	63	63	63	63	63	63	63	33	33	33	33
PEREZ CEBRIAN, JOSE (33)	6	33	5	33	33	33	33	33	33	33	5	5	5	5
REYES FEBRER, JOSE (5)	7	5	33	5	5	5	5	5	5	5	8	8	8	8
RAMIREZ CUESTA, ETHAN (8)	8	8	8	8	8	8	8	8	8	8				
GODINO GOMEZ, ADELA (12)	9	12	12											

Copa Catalana Promovelocitat-Zuera

PromoRACC 1

Circuito de Zuera 1,700 km

Carrera 2

21/11/2021 12:50

Cursa (12:00 i 2 Voltes) started at 12:58:00

Lap	Lap Tm	Diff	Time of Day
(44) ALBERTON ESCUDE, XAVIER			
1	1:18.823	+3.620	12:59:20.912
2	1:16.187	+0.984	13:00:37.099
3	1:16.188	+0.985	13:01:53.287
4	1:15.452	+0.249	13:03:08.739
5	1:15.999	+0.796	13:04:24.738
6	1:15.917	+0.714	13:05:40.655
7	1:15.773	+0.570	13:06:56.428
8	1:15.203		13:08:11.631
9	1:15.602	+0.399	13:09:27.233
10	1:15.641	+0.438	13:10:42.874
11	1:15.786	+0.583	13:11:58.660
12	1:15.701	+0.498	13:13:14.361

Lap	Lap Tm	Diff	Time of Day
(29) MOLINA MESA, ADRIAN			
1	1:18.714	+3.158	12:59:20.442
2	1:16.109	+0.553	13:00:36.551
3	1:16.068	+0.512	13:01:52.619
4	1:15.727	+0.171	13:03:08.346
5	1:15.883	+0.327	13:04:24.229
6	1:15.838	+0.282	13:05:40.067
7	1:15.875	+0.319	13:06:55.942
8	1:15.621	+0.065	13:08:11.563
9	1:15.823	+0.267	13:09:27.386
10	1:15.894	+0.338	13:10:43.280
11	1:15.585	+0.029	13:11:58.865
12	1:15.556		13:13:14.421

Lap	Lap Tm	Diff	Time of Day
(66) LOPEZ MALO, JAVIER			
1	1:18.299	+2.580	12:59:20.453
2	1:16.497	+0.778	13:00:36.950
3	1:16.218	+0.499	13:01:53.168
4	1:15.916	+0.197	13:03:09.084
5	1:15.969	+0.250	13:04:25.053
6	1:16.102	+0.383	13:05:41.155
7	1:15.719		13:06:56.874
8	1:16.053	+0.334	13:08:12.927
9	1:16.158	+0.439	13:09:29.085
10	1:16.365	+0.646	13:10:45.450
11	1:15.921	+0.202	13:12:01.371
12	1:16.085	+0.366	13:13:17.456

Lap	Lap Tm	Diff	Time of Day
(57) NAVARRETE VICO, RAUL			
1	1:18.584	+2.712	12:59:19.993
2	1:16.200	+0.328	13:00:36.193
3	1:15.913	+0.041	13:01:52.106
4	1:16.279	+0.407	13:03:08.385
5	1:16.303	+0.431	13:04:24.688
6	1:15.872		13:05:40.560
7	1:16.172	+0.300	13:06:56.732
8	1:15.959	+0.087	13:08:12.691
9	1:16.654	+0.782	13:09:29.345
10	1:16.517	+0.645	13:10:45.862
11	1:16.511	+0.639	13:12:02.373
12	1:18.481	+2.609	13:13:20.854

Lap	Lap Tm	Diff	Time of Day
(33) PEREZ CEBRIAN, JOSE			
1	1:21.743	+3.593	12:59:24.229
2	1:19.010	+0.860	13:00:43.239
3	1:18.607	+0.457	13:02:01.846
4	1:18.567	+0.417	13:03:20.413
5	1:18.171	+0.021	13:04:38.584
6	1:18.150		13:05:56.734
7	1:18.352	+0.202	13:07:15.086
8	1:18.189	+0.039	13:08:33.275

Lap	Lap Tm	Diff	Time of Day
9	1:18.245	+0.095	13:09:51.520
10	1:18.756	+0.606	13:11:10.276
11	1:18.920	+0.770	13:12:29.196
12	1:19.403	+1.253	13:13:48.599

Lap	Lap Tm	Diff	Time of Day
(5) REYES FEBRER, JOSE			
1	1:21.429	+3.001	12:59:23.988
2	1:19.597	+1.169	13:00:43.585
3	1:18.428		13:02:02.013
4	1:18.583	+0.155	13:03:20.596
5	1:32.671	+14.243	13:04:53.267
6	1:20.815	+2.387	13:06:14.082
7	1:20.198	+1.770	13:07:34.280
8	1:20.694	+2.266	13:08:54.974
9	1:20.525	+2.097	13:10:15.499
10	1:20.597	+2.169	13:11:36.096
11	1:20.521	+2.093	13:12:56.617
12	1:21.214	+2.786	13:14:17.831

Lap	Lap Tm	Diff	Time of Day
(8) RAMIREZ CUESTA, ETHAN			
1	1:25.366	+4.223	12:59:28.000
2	1:22.118	+0.975	13:00:50.118
3	1:22.008	+0.865	13:02:12.126
4	1:21.704	+0.561	13:03:33.830
5	1:21.910	+0.767	13:04:55.740
6	1:21.631	+0.488	13:06:17.371
7	1:21.670	+0.527	13:07:39.041
8	1:21.738	+0.595	13:09:00.779
9	1:21.401	+0.258	13:10:22.180
10	1:21.428	+0.285	13:11:43.608
11	1:21.143		13:13:04.751
12	1:21.624	+0.481	13:14:26.375

Lap	Lap Tm	Diff	Time of Day
(63) ESPINOS ALEMANY, JORDI			
1	1:19.889	+2.209	12:59:22.023
2	1:17.729	+0.049	13:00:39.752
3	1:18.425	+0.745	13:01:58.177
4	1:17.692	+0.012	13:03:15.869
5	1:17.680		13:04:33.549
6	1:19.100	+1.420	13:05:52.649
7	1:19.239	+1.559	13:07:11.888
8	1:19.810	+2.130	13:08:31.698
9	1:19.483	+1.803	13:09:51.181


Lap	Lap Tm	Time of Day
(12) GODINO GOMEZ, ADELA		
1	1:30.068	12:59:33.513

Copa Catalana Promovelocitat-Zuera

PromoRACC 1

Circuito de Zuera 1,700 km

Entrenaments Qualificatius



Posició	Nº	Nom	Millor Ts total	R1. Millor Tm	R2. Millor Tm	classe
1	57	NAVARRETE VICO, RAUL	1:15.307	1:15.581	1:15.307	PromoRACC-1
2	29	MOLINA MESA, ADRIAN	1:16.942	1:18.231	1:16.942	PromoRACC-1
3	44	ALBERTON ESCUDE, XAVIER	1:16.965	1:17.641	1:16.965	PromoRACC-1
4	63	ESPINOS ALEMANY, JORDI	1:17.475	1:19.019	1:17.475	PromoRACC-1
5	66	LOPEZ MALO, JAVIER	1:18.533	1:19.298	1:18.533	PromoRACC-1
6	33	PEREZ CEBRIAN, JOSE	1:18.866	1:19.937	1:18.866	PromoRACC-1
7	5	REYES FEBRER, JOSE	1:20.808	1:23.811	1:20.808	PromoRACC-1
8	8	RAMIREZ CUESTA, ETHAN	1:25.761	1:31.054	1:25.761	PromoRACC-1
9	12	GODINO GOMEZ, ADELA	1:31.394	1:32.357	1:31.394	PromoRACC-1

Copa Catalana Promovelocitat-Zuera

Ordenat per la volta més ràpida

PromoRACC 1

Circuito de Zuera 1,700 km

Entrenaments Qualificatius 1a. Sèrie

21/11/2021 09:00

Classificació (10:00 Temps) started at 9:00:15

Posició	Nº	Nom	Millor Tm	En volta	Dif	2º Millor	Club	Motocicleta	classe
1	57	NAVARRETE VICO, RAUL	1:15.581	2		1:15.594	MC Terres de Ponent	OHVALE	PromoRACC-1
2	44	ALBERTON ESCUDE, XAVIER	1:17.641	7	2.060	1:18.065	Mc Tortosa	OHVALE	PromoRACC-1
3	29	MOLINA MESA, ADRIAN	1:18.231	6	2.650	1:18.319	MC Circuit Móra	OHVALE	PromoRACC-1
4	63	ESPINOS ALEMANY, JORDI	1:19.019	2	3.438	1:20.444	CM Arnau Racing	OHVALE	PromoRACC-1
5	66	LOPEZ MALO, JAVIER	1:19.298	3	3.717	1:19.610	Pisto B.Montseny	OHVALE	PromoRACC-1
6	33	PEREZ CEBRIAN, JOSE	1:19.937	6	4.356	1:20.236	111 School Motors	OHVALE	PromoRACC-1
7	5	REYES FEBRER, JOSE	1:23.811	3	8.230	1:26.546	Mc. Balear	OHVALE	PromoRACC-1
8	8	RAMIREZ CUESTA, ETHAN	1:31.054	4	15.473	1:38.446	Fly Group Mc.	OHVALE	PromoRACC-1
9	12	GODINO GOMEZ, ADELA	1:32.357	5	16.776	1:32.977	MC C.Taulí,	OHVALE	PromoRACC-1

Copa Catalana Promovelocitat-Zuera

PromoRACC 1

Circuito de Zuera 1,700 km

Entrenaments Qualificatius 1a. Sèrie

21/11/2021 09:00

Classificació (10:00 Temps) started at 9:00:15

Lap	Lap Tm	Diff	Time of Day
(57) NAVARRETE VICO, RAUL			
1	1:18.809	+3.228	9:03:24.670
2	1:15.581		9:04:40.251
3	1:15.594	+0.013	9:05:55.845

Lap	Lap Tm	Diff	Time of Day
(44) ALBERTON ESCUDE, XAVIER			
1	1:19.552	+1.911	9:02:49.811
2	1:18.702	+1.061	9:04:08.513
3	1:18.519	+0.878	9:05:27.032
4	1:18.065	+0.424	9:06:45.097
5	1:18.169	+0.528	9:08:03.266
6	1:18.692	+1.051	9:09:21.958
7	1:17.641		9:10:39.599

Lap	Lap Tm	Diff	Time of Day
(29) MOLINA MESA, ADRIAN			
1	1:20.344	+2.113	9:03:14.065
2	1:19.500	+1.269	9:04:33.565
3	1:18.972	+0.741	9:05:52.537
4	1:19.471	+1.240	9:07:12.008
5	1:18.319	+0.088	9:08:30.327
6	1:18.231		9:09:48.558
7	1:18.675	+0.444	9:11:07.233

Lap	Lap Tm	Diff	Time of Day
(63) ESPINOS ALEMANY, JORDI			
1	1:21.591	+2.572	9:03:25.531
2	1:19.019		9:04:44.550
3	1:22.469	+3.450	9:06:07.019
4	3:56.310	+2:37.291	9:10:03.329
5	1:20.444	+1.425	9:11:23.773

Lap	Lap Tm	Diff	Time of Day
(66) LOPEZ MALO, JAVIER			
1	1:21.229	+1.931	9:03:28.661
2	1:19.610	+0.312	9:04:48.271
3	1:19.298		9:06:07.569
4	1:20.373	+1.075	9:07:27.942
5	1:20.445	+1.147	9:08:48.387
6	1:19.732	+0.434	9:10:08.119
7	1:20.489	+1.191	9:11:28.608

Lap	Lap Tm	Diff	Time of Day
(33) PEREZ CEBRIAN, JOSE			
1	1:22.420	+2.483	9:03:25.251
2	1:20.838	+0.901	9:04:46.089
3	1:21.408	+1.471	9:06:07.497
4	1:20.350	+0.413	9:07:27.847
5	1:20.236	+0.299	9:08:48.083
6	1:19.937		9:10:08.020
7	1:20.506	+0.569	9:11:28.526

Lap	Lap Tm	Diff	Time of Day
(5) REYES FEBRER, JOSE			
1	4:26.844	+3:03.033	9:06:31.603
2	1:26.838	+3.027	9:07:58.441
3	1:23.811		9:09:22.252
4	1:26.546	+2.735	9:10:48.798

Lap	Lap Tm	Diff	Time of Day
(8) RAMIREZ CUESTA, ETHAN			
1	1:43.276	+12.222	9:04:05.827
2	1:38.446	+7.392	9:05:44.273
3	4:19.705	+2:48.651	9:10:03.978
4	1:31.054		9:11:35.032

Lap	Lap Tm	Diff	Time of Day
(12) GODINO GOMEZ, ADELA			
1	1:41.196	+8.839	9:03:43.552
2	1:35.278	+2.921	9:05:18.830
3	1:34.149	+1.792	9:06:52.979
4	1:32.977	+0.620	9:08:25.956

Lap	Lap Tm	Diff	Time of Day
5	1:32.357		9:09:58.313
6	1:34.028	+1.671	9:11:32.341

Lap	Lap Tm	Diff	Time of Day
-----	--------	------	-------------

Copa Catalana Promovelocitat-Zuera

Ordenat per la volta més ràpida

PromoRACC 1

Circuito de Zuera 1,700 km

Entrenaments Qualificatius 2a. Sèrie

21/11/2021 09:45

Classificació (10:00 Temps) started at 9:44:36

Posició	Nº	Nom	Millor Tm	En volta	Dif	2º Millor	Club	Motocicleta	classe
1	57	NAVARRETE VICO, RAUL	1:15.307	2		1:15.556	MC Terres de Ponent	OHVALE	PromoRACC-1
2	29	MOLINA MESA, ADRIAN	1:16.942	4	1.635	1:17.046	MC Circuit Móra	OHVALE	PromoRACC-1
3	44	ALBERTON ESCUDE, XAVIER	1:16.965	6	1.658	1:17.053	Mc Tortosa	OHVALE	PromoRACC-1
4	63	ESPINOS ALEMANY, JORDI	1:17.475	4	2.168	1:17.681	CM Arnau Racing	OHVALE	PromoRACC-1
5	66	LOPEZ MALO, JAVIER	1:18.533	4	3.226	1:18.643	Pisto B.Montseny	OHVALE	PromoRACC-1
6	33	PEREZ CEBRIAN, JOSE	1:18.866	4	3.559	1:19.107	111 School Motors	OHVALE	PromoRACC-1
7	5	REYES FEBRER, JOSE	1:20.808	4	5.501	1:21.050	Mc. Balear	OHVALE	PromoRACC-1
8	8	RAMIREZ CUESTA, ETHAN	1:25.761	3	10.454	1:26.410	Fly Group Mc.	OHVALE	PromoRACC-1
9	12	GODINO GOMEZ, ADELA	1:31.394	2	16.087	1:31.486	MC C.Taulí,	OHVALE	PromoRACC-1

Copa Catalana Promovelocitat-Zuera

PromoRACC 1

Circuito de Zuera 1,700 km

Entrenaments Qualificatius 2a. Sèrie

21/11/2021 09:45

Classificació (10:00 Temps) started at 9:44:36

Lap	Lap Tm	Diff	Time of Day
(57) NAVARRETE VICO, RAUL			
1	1:15.842	+0.535	9:48:25.470
2	1:15.307		9:49:40.777
3	1:15.556	+0.249	9:50:56.333
4	1:17.631	+2.324	9:52:13.964
5	1:23.981	+8.674	9:53:37.945

Lap	Lap Tm	Diff	Time of Day
(29) MOLINA MESA, ADRIAN			
1	1:17.917	+0.975	9:47:47.954
2	1:17.173	+0.231	9:49:05.127
3	1:17.046	+0.104	9:50:22.173
4	1:16.942		9:51:39.115
5	1:18.216	+1.274	9:52:57.331
6	1:17.230	+0.288	9:54:14.561
7	1:18.371	+1.429	9:55:32.932

Lap	Lap Tm	Diff	Time of Day
(44) ALBERTON ESCUDE, XAVIER			
1	1:19.618	+2.653	9:47:37.109
2	1:18.070	+1.105	9:48:55.179
3	1:18.202	+1.237	9:50:13.381
4	1:17.178	+0.213	9:51:30.559
5	1:17.533	+0.568	9:52:48.092
6	1:16.965		9:54:05.057
7	1:17.053	+0.088	9:55:22.110

Lap	Lap Tm	Diff	Time of Day
(63) ESPINOS ALEMANY, JORDI			
1	1:19.221	+1.746	9:48:36.342
2	1:19.129	+1.654	9:49:55.471
3	1:17.704	+0.229	9:51:13.175
4	1:17.475		9:52:30.650
5	1:17.888	+0.413	9:53:48.538
6	1:17.681	+0.206	9:55:06.219

Lap	Lap Tm	Diff	Time of Day
(66) LOPEZ MALO, JAVIER			
1	1:19.318	+0.785	9:51:32.810
2	1:18.756	+0.223	9:52:51.566
3	1:18.643	+0.110	9:54:10.209
4	1:18.533		9:55:28.742

Lap	Lap Tm	Diff	Time of Day
(33) PEREZ CEBRIAN, JOSE			
1	1:19.902	+1.036	9:48:09.197
2	1:19.312	+0.446	9:49:28.509
3	1:19.436	+0.570	9:50:47.945
4	1:18.866		9:52:06.811
5	1:19.132	+0.266	9:53:25.943
6	1:19.107	+0.241	9:54:45.050

Lap	Lap Tm	Diff	Time of Day
(5) REYES FEBRER, JOSE			
1	1:23.171	+2.363	9:48:18.256
2	1:21.833	+1.025	9:49:40.089
3	1:21.090	+0.282	9:51:01.179
4	1:20.808		9:52:21.987
5	1:21.050	+0.242	9:53:43.037
6	1:22.247	+1.439	9:55:05.284

Lap	Lap Tm	Diff	Time of Day
(8) RAMIREZ CUESTA, ETHAN			
1	1:26.410	+0.649	9:48:43.703
2	3:32.225	+2:06.464	9:52:15.928
3	1:25.761		9:53:41.689
4	1:27.079	+1.318	9:55:08.768

Lap	Lap Tm	Diff	Time of Day
(12) GODINO GOMEZ, ADELA			
1	1:32.049	+0.655	9:47:54.414
2	1:31.394		9:49:25.808
3	1:31.678	+0.284	9:50:57.486

Lap	Lap Tm	Diff	Time of Day
4	1:31.871	+0.477	9:52:29.357
5	1:31.486	+0.092	9:54:00.843
6	1:32.460	+1.066	9:55:33.303

Lap	Lap Tm	Diff	Time of Day
-----	--------	------	-------------

Copa Catalana Promovelocitat-Zuera

PromoRACC 2

Circuito de Zuera 1,700 km

Classificació FINAL

Pos.	Núm.	Nom i Cognoms	Llicència	Club	Carrera 1	Carrera 2	Total Punts
1	12	OBIOL FOLCH, CESC	144500-T	Simonety School	25	25	50
2	45	DA SILVA COELHO, ERIC	11805-AN	Independiente	20	20	40
3	38	CAMARENA HONRUBIA, PAU	250961-V	Circuito del Motor	13	16	29
4	17	GARCIA RUIZ, UNAI	144079-B	Simonety School	16	13	29
5	98	SILVEN PITA, EDGAR	195752-C	DSVK	10	11	21
6	27	GUTIERREZ AZNAREZ, BRYAN	144527-T	MC Circuit Mçra	11	9	20
7	23	REMESAL LOMAS, ALEX	144418-T	Simonety School	9	10	19
8	2	CARBONNEL, TRISTAN	144455-B	Roccois MC	8	8	16
9	96	GONZALEZ PANIAGUA, AXEL GABRIEL	195751-C	DSVK	7	7	14
10	13	INACIO CABA, ALEXANDRE MIGUEL	24222-SE	Independiente	6	6	12
11	7	MARTINEZ PASTOR, FERRAN	144785-T	MC Circuit Mçra	5	5	10
12	4	CUBELES BERNAL, VICTOR	54975-Z	A.D. Cronosport	4	--	4

Copa Catalana Promovelocitat-Zuera

classificat per voltes

PromoRACC 2

Circuito de Zuera 1,700 km

Carrera 1

21/11/2021 11:35

Cursa (10:00 i 2 Voltes) started at 11:41:31

Posició	Nº	Nom	Voltes	Total Ts	Dif	Millor Tm	Motocicleta	Llicència	Club	Punts
1	12	OBIOL FOLCH, CESC	10	12:49.759		1:16.338	OHVALE	144500-T	Simonety Schoc	25
2	45	DA SILVA COELHO, ERIC	10	12:49.875	0.116	1:15.955	OHVALE	11805-AN	Independiente	20
3	17	GARCIA RUIZ, UNAI	10	12:53.206	3.447	1:16.502	OHVALE	144079-B	Simonety Schoc	16
4	38	CAMARENA HONRUBIA, PAU	10	12:53.264	3.505	1:16.707	OHVALE	250961-V	Circuito del Mot	13
5	27	GUTIERREZ AZNAREZ, BRYAN	10	13:06.055	16.296	1:17.798	OHVALE	144527-T	MC Circuit Mçra	11
6	98	SILVEN PITA, EDGAR	10	13:06.069	16.310	1:17.544	OHVALE	195752-C	DSVK	10
7	23	REMESAL LOMAS, ALEX	10	13:06.175	16.416	1:17.563	OHVALE	144418-T	Simonety Schoc	9
8	2	CARBONNEL , TRISTAN	10	13:15.498	25.739	1:18.809	OHVALE	144455-B	Roccois MC	8
9	96	GONZALEZ PANIAGUA, AXEL GABRIE	10	13:40.160	50.401	1:20.930	OHVALE	195751-C	DSVK	7
10	13	INACIO CABA, ALEXANDRE MIGUEL	10	13:46.795	57.036	1:21.961	OHVALE	24222-SE	Independiente	6
11	7	MARTINEZ PASTOR, FERRAN	10	13:50.908	1:01.149	1:21.775	OHVALE	144785-T	MC Circuit Mçra	5
12	4	CUBELES BERNAL, VICTOR	6	12:58.942	4 Voltes	1:22.454	OHVALE	54975-Z	A.D. Cronosport	4

Marge de victòria	Velocitat mitja	Millor temps de volta	Millor vel.	Millor volta per
0.116	79,505	1:15.955	80,574	45 - DA SILVA COELHO, ERIC

Cap de cronometratge / Director de Cursa / President del Jurat

Orbits

www.mylaps.com

Llicenciat a: PDE RACING

Copa Catalana Promovelocitat-Zuera

Volta a volta

PromoRACC 2

Circuito de Zuera 1,700 km

Carrera 1

21/11/2021 11:35

Cursa (10:00 i 2 Voltes) started at 11:41:31

Competidors	Voltes										
	0	1	2	3	4	5	6	7	8	9	10
OBIOL FOLCH, CESC (12)	1	12	12	12	12	12	12	45	45	45	12
CAMARENA HONRUBIA, PAU (38)	2	38	38	38	38	45	45	45	12	12	45
GARCIA RUIZ, UNAI (17)	3	17	17	17	17	38	38	17	38	38	17
DA SILVA COELHO, ERIC (45)	4	45	27	45	45	17	17	38	17	17	38
SILVEN PITA, EDGAR (98)	5	98	45	27	27	27	23	98	23	98	27
GUTIERREZ AZNAREZ, BRYAN (27)	6	27	98	98	98	98	98	23	98	27	98
REMESAL LOMAS, ALEX (23)	7	23	23	23	23	23	27	27	27	23	23
GONZALEZ PANIAGUA, AXEL GABRIEL (96)	8	96	2	2	2	2	2	2	2	2	2
CARBONNEL , TRISTAN (2)	9	2	96	96	96	96	96	96	96	96	96
INACIO CABA, ALEXANDRE MIGUEL (13)	10	13	13	13	13	13	13	13	13	13	13
MARTINEZ PASTOR, FERRAN (7)	11	7	7	7	7	7	7	7	7	7	7
CUBELES BERNAL, VICTOR (4)	12	4	4	4	4	4	4	4	4	4	4

Copa Catalana Promovelocitat-Zuera

PromoRACC 2

Circuito de Zuera 1,700 km

Carrera 1

21/11/2021 11:35

Cursa (10:00 i 2 Voltes) started at 11:41:31

Lap	Lap Tm	Diff	Time of Day
(12) OBIOL FOLCH, CESC			
1	1:19.137	+2.799	11:42:51.937
2	1:16.484	+0.146	11:44:08.421
3	1:16.880	+0.542	11:45:25.301
4	1:16.502	+0.164	11:46:41.803
5	1:16.654	+0.316	11:47:58.457
6	1:16.958	+0.620	11:49:15.415
7	1:16.990	+0.652	11:50:32.405
8	1:16.445	+0.107	11:51:48.850
9	1:16.401	+0.063	11:53:05.251
10	1:16.338		11:54:21.589

Lap	Lap Tm	Diff	Time of Day
(45) DA SILVA COELHO, ERIC			
1	1:20.385	+4.430	11:42:54.028
2	1:16.861	+0.906	11:44:10.889
3	1:15.955		11:45:26.844
4	1:16.348	+0.393	11:46:43.192
5	1:16.034	+0.079	11:47:59.226
6	1:16.429	+0.474	11:49:15.655
7	1:16.676	+0.721	11:50:32.331
8	1:16.451	+0.496	11:51:48.782
9	1:16.400	+0.445	11:53:05.182
10	1:16.523	+0.568	11:54:21.705

Lap	Lap Tm	Diff	Time of Day
(17) GARCIA RUIZ, UNAI			
1	1:19.792	+3.290	11:42:53.167
2	1:16.980	+0.478	11:44:10.147
3	1:16.502		11:45:26.649
4	1:17.224	+0.722	11:46:43.873
5	1:16.589	+0.087	11:48:00.462
6	1:16.761	+0.259	11:49:17.223
7	1:17.593	+1.091	11:50:34.816
8	1:16.824	+0.322	11:51:51.640
9	1:16.562	+0.060	11:53:08.202
10	1:16.834	+0.332	11:54:25.036

Lap	Lap Tm	Diff	Time of Day
(38) CAMARENA HONRUBIA, PAU			
1	1:18.993	+2.286	11:42:52.357
2	1:16.876	+0.169	11:44:09.233
3	1:17.031	+0.324	11:45:26.264
4	1:17.193	+0.486	11:46:43.457
5	1:16.817	+0.110	11:48:00.274
6	1:16.973	+0.266	11:49:17.247
7	1:17.382	+0.675	11:50:34.629
8	1:16.707		11:51:51.336
9	1:16.748	+0.041	11:53:08.084
10	1:17.010	+0.303	11:54:25.094

Lap	Lap Tm	Diff	Time of Day
(27) GUTIERREZ AZNAREZ, BRYAN			
1	1:19.889	+2.091	11:42:53.854
2	1:18.243	+0.445	11:44:12.097
3	1:18.589	+0.791	11:45:30.686
4	1:18.647	+0.849	11:46:49.333
5	1:18.988	+1.190	11:48:08.321
6	1:18.068	+0.270	11:49:26.389
7	1:17.929	+0.131	11:50:44.318
8	1:17.798		11:52:02.116
9	1:17.807	+0.009	11:53:19.923
10	1:17.962	+0.164	11:54:37.885

Lap	Lap Tm	Diff	Time of Day
(98) SILVEN PITA, EDGAR			
1	1:20.893	+3.349	11:42:54.644
2	1:17.544		11:44:12.188
3	1:18.605	+1.061	11:45:30.793
4	1:18.633	+1.089	11:46:49.426

Lap	Lap Tm	Diff	Time of Day
5	1:18.728	+1.184	11:48:08.154
6	1:17.936	+0.392	11:49:26.090
7	1:18.015	+0.471	11:50:44.105
8	1:17.992	+0.448	11:52:02.097
9	1:17.954	+0.410	11:53:20.051
10	1:17.848	+0.304	11:54:37.899

Lap	Lap Tm	Diff	Time of Day
(23) REMESAL LOMAS, ALEX			
1	1:22.401	+4.838	11:42:56.383
2	1:17.665	+0.102	11:44:14.048
3	1:17.563		11:45:31.611
4	1:17.901	+0.338	11:46:49.512
5	1:18.622	+1.059	11:48:08.134
6	1:17.977	+0.414	11:49:26.111
7	1:17.985	+0.422	11:50:44.096
8	1:18.216	+0.653	11:52:02.312
9	1:17.816	+0.253	11:53:20.128
10	1:17.877	+0.314	11:54:38.005

Lap	Lap Tm	Diff	Time of Day
(2) CARBONNEL, TRISTAN			
1	1:22.068	+3.259	11:42:56.530
2	1:18.886	+0.077	11:44:15.416
3	1:19.347	+0.538	11:45:34.763
4	1:19.198	+0.389	11:46:53.961
5	1:18.809		11:48:12.770
6	1:18.934	+0.125	11:49:31.704
7	1:18.811	+0.002	11:50:50.515
8	1:18.819	+0.010	11:52:09.334
9	1:18.873	+0.064	11:53:28.207
10	1:19.121	+0.312	11:54:47.328

Lap	Lap Tm	Diff	Time of Day
(96) GONZALEZ PANIAGUA, AXEL GABRIEL			
1	1:24.248	+3.318	11:42:58.613
2	1:21.964	+1.034	11:44:20.577
3	1:21.498	+0.568	11:45:42.075
4	1:21.682	+0.752	11:47:03.757
5	1:21.798	+0.868	11:48:25.555
6	1:20.930		11:49:46.485
7	1:21.032	+0.102	11:51:07.517
8	1:21.440	+0.510	11:52:28.957
9	1:21.437	+0.507	11:53:50.394
10	1:21.596	+0.666	11:55:11.990

Lap	Lap Tm	Diff	Time of Day
(13) INACIO CABA, ALEXANDRE MIGUEL			
1	1:24.707	+2.746	11:42:59.535
2	1:22.169	+0.208	11:44:21.704
3	1:22.010	+0.049	11:45:43.714
4	1:22.157	+0.196	11:47:05.871
5	1:21.985	+0.024	11:48:27.856
6	1:22.163	+0.202	11:49:50.019
7	1:22.094	+0.133	11:51:12.113
8	1:22.422	+0.461	11:52:34.535
9	1:21.961		11:53:56.496
10	1:22.129	+0.168	11:55:18.625

Lap	Lap Tm	Diff	Time of Day
(7) MARTINEZ PASTOR, FERRAN			
1	1:24.598	+2.823	11:42:59.991
2	1:22.173	+0.398	11:44:22.164
3	1:21.775		11:45:43.939
4	1:22.253	+0.478	11:47:06.192
5	1:21.904	+0.129	11:48:28.096
6	1:22.270	+0.495	11:49:50.366
7	1:22.187	+0.412	11:51:12.553
8	1:22.113	+0.338	11:52:34.666
9	1:25.432	+3.657	11:54:00.098
10	1:22.640	+0.865	11:55:22.738

Copa Catalana Promovelocitat-Zuera

classificat per voltes

PromoRACC 2

Circuito de Zuera 1,700 km

Carrera 2

21/11/2021 13:15

Cursa (10:00 i 2 Voltes) started at 13:24:46

Posició	Nº	Nom	Voltes	Total Ts	Dif	Millor Tm	Motocicleta	Llicència	Club	Punts
1	12	OBIOL FOLCH, CESC	10	12:49.129		1:15.913	OHVALE	144500-T	Simonety Schoc	25
2	45	DA SILVA COELHO, ERIC	10	12:49.165	0.036	1:16.162	OHVALE	11805-AN	Independiente	20
3	38	CAMARENA HONRUBIA, PAU	10	12:49.478	0.349	1:16.186	OHVALE	250961-V	Circuito del Mot	16
4	17	GARCIA RUIZ, UNAI	10	13:01.011	11.882	1:16.612	OHVALE	144079-B	Simonety Schoc	13
5	98	SILVEN PITA, EDGAR	10	13:02.681	13.552	1:17.500	OHVALE	195752-C	DSVK	11
6	23	REMESAL LOMAS, ALEX	10	13:03.168	14.039	1:17.444	OHVALE	144418-T	Simonety Schoc	10
7	27	GUTIERREZ AZNAREZ, BRYAN	10	13:03.300	14.171	1:17.410	OHVALE	144527-T	MC Circuit Mçra	9
8	2	CARBONNEL , TRISTAN	10	13:07.590	18.461	1:17.721	OHVALE	144455-B	Roccois MC	8
9	96	GONZALEZ PANIAGUA, AXEL GABRIE	10	13:37.246	48.117	1:20.793	OHVALE	195751-C	DSVK	7
10	13	INACIO CABA, ALEXANDRE MIGUEL	10	13:45.663	56.534	1:21.822	OHVALE	24222-SE	Independiente	6
11	7	MARTINEZ PASTOR, FERRAN	10	14:00.095	1:10.966	1:22.023	OHVALE	144785-T	MC Circuit Mçra	5

Marge de victòria	Velocitat mitja	Millor temps de volta	Millor vel.	Millor volta per
0.036	79,571	1:15.913	80,619	12 - OBIOL FOLCH, CESC

Cap de cronometratge / Director de Cursa / President del Jurat Orbits

Copa Catalana Promovelocitat-Zuera

Volta a volta

PromoRACC 2

Circuito de Zuera 1,700 km

Carrera 2

21/11/2021 13:15

Cursa (10:00 i 2 Voltes) started at 13:24:46

Competidors	Voltes											
	0	1	2	3	4	5	6	7	8	9	10	
CAMARENA HONRUBIA, PAU (38)	1	38	38	38	45	45	45	45	45	45	45	12
OBIOL FOLCH, CESC (12)	2	12	12	45	38	38	38	38	38	38	12	45
GARCIA RUIZ, UNAI (17)	3	17	45	12	12	12	12	12	12	12	38	38
DA SILVA COELHO, ERIC (45)	4	45	98	27	27	27	98	98	17	17	17	17
SILVEN PITA, EDGAR (98)	5	98	27	98	98	98	27	23	98	27	27	98
REMESAL LOMAS, ALEX (23)	6	23	23	17	17	23	23	27	27	98	98	23
GUTIERREZ AZNAREZ, BRYAN (27)	7	27	17	23	23	17	17	17	23	23	23	27
CARBONNEL, TRISTAN (2)	8	2	2	2	2	2	2	2	2	2	2	2
GONZALEZ PANIAGUA, AXEL GABRIEL (96)	9	96	96	96	96	96	96	96	96	96	96	96
INACIO CABA, ALEXANDRE MIGUEL (13)	10	13	13	13	13	13	13	13	13	13	13	13
MARTINEZ PASTOR, FERRAN (7)	11	7	7	7	7	7	7	7	7	7	7	7

Copa Catalana Promovelocitat-Zuera

PromoRACC 2

Circuito de Zuera 1,700 km

Carrera 2

21/11/2021 13:15

Cursa (10:00 i 2 Voltes) started at 13:24:46

Lap	Lap Tm	Diff	Time of Day
(12) OBIOL FOLCH, CESC			
1	1:19.149	+3.236	13:26:07.080
2	1:17.736	+1.823	13:27:24.816
3	1:16.659	+0.746	13:28:41.475
4	1:16.457	+0.544	13:29:57.932
5	1:16.456	+0.543	13:31:14.388
6	1:16.339	+0.426	13:32:30.727
7	1:16.406	+0.493	13:33:47.133
8	1:16.237	+0.324	13:35:03.370
9	1:15.913		13:36:19.283
10	1:16.293	+0.380	13:37:35.576

Lap	Lap Tm	Diff	Time of Day
(45) DA SILVA COELHO, ERIC			
1	1:19.291	+3.129	13:26:07.449
2	1:16.857	+0.695	13:27:24.306
3	1:16.781	+0.619	13:28:41.087
4	1:16.559	+0.397	13:29:57.646
5	1:16.308	+0.146	13:31:13.954
6	1:16.407	+0.245	13:32:30.361
7	1:16.326	+0.164	13:33:46.687
8	1:16.162		13:35:02.849
9	1:16.374	+0.212	13:36:19.223
10	1:16.389	+0.227	13:37:35.612

Lap	Lap Tm	Diff	Time of Day
(38) CAMARENA HONRUBIA, PAU			
1	1:19.108	+2.922	13:26:07.038
2	1:17.183	+0.997	13:27:24.221
3	1:16.933	+0.747	13:28:41.154
4	1:16.683	+0.497	13:29:57.837
5	1:16.186		13:31:14.023
6	1:16.602	+0.416	13:32:30.625
7	1:16.465	+0.279	13:33:47.090
8	1:16.279	+0.093	13:35:03.369
9	1:16.330	+0.144	13:36:19.699
10	1:16.226	+0.040	13:37:35.925

Lap	Lap Tm	Diff	Time of Day
(17) GARCIA RUIZ, UNAI			
1	1:20.744	+4.132	13:26:08.813
2	1:17.944	+1.332	13:27:26.757
3	1:17.871	+1.259	13:28:44.628
4	1:18.078	+1.466	13:30:02.706
5	1:18.385	+1.773	13:31:21.091
6	1:17.784	+1.172	13:32:38.875
7	1:17.601	+0.989	13:33:56.476
8	1:17.146	+0.534	13:35:13.622
9	1:16.612		13:36:30.234
10	1:17.224	+0.612	13:37:47.458

Lap	Lap Tm	Diff	Time of Day
(98) SILVEN PITA, EDGAR			
1	1:20.039	+2.539	13:26:08.347
2	1:18.274	+0.774	13:27:26.621
3	1:17.680	+0.180	13:28:44.301
4	1:18.087	+0.587	13:30:02.388
5	1:18.214	+0.714	13:31:20.602
6	1:17.926	+0.426	13:32:38.528
7	1:17.957	+0.457	13:33:56.485
8	1:17.566	+0.066	13:35:14.051
9	1:17.577	+0.077	13:36:31.628
10	1:17.500		13:37:49.128

Lap	Lap Tm	Diff	Time of Day
(23) REMESAL LOMAS, ALEX			
1	1:20.423	+2.979	13:26:08.809
2	1:18.262	+0.818	13:27:27.071
3	1:17.868	+0.424	13:28:44.939
4	1:17.573	+0.129	13:30:02.512

Lap	Lap Tm	Diff	Time of Day
5	1:18.391	+0.947	13:31:20.903
6	1:17.689	+0.245	13:32:38.592
7	1:18.265	+0.821	13:33:56.857
8	1:17.511	+0.067	13:35:14.368
9	1:17.444		13:36:31.812
10	1:17.803	+0.359	13:37:49.615

Lap	Lap Tm	Diff	Time of Day
(27) GUTIERREZ AZNAREZ, BRYAN			
1	1:19.905	+2.495	13:26:08.432
2	1:18.160	+0.750	13:27:26.592
3	1:17.561	+0.151	13:28:44.153
4	1:18.098	+0.688	13:30:02.251
5	1:18.455	+1.045	13:31:20.706
6	1:17.907	+0.497	13:32:38.613
7	1:18.022	+0.612	13:33:56.635
8	1:17.410		13:35:14.045
9	1:17.465	+0.055	13:36:31.510
10	1:18.237	+0.827	13:37:49.747

Lap	Lap Tm	Diff	Time of Day
(2) CARBONNEL, TRISTAN			
1	1:20.613	+2.892	13:26:09.497
2	1:18.064	+0.343	13:27:27.561
3	1:17.865	+0.144	13:28:45.426
4	1:17.721		13:30:03.147
5	1:18.519	+0.798	13:31:21.666
6	1:17.934	+0.213	13:32:39.600
7	1:18.166	+0.445	13:33:57.766
8	1:18.408	+0.687	13:35:16.174
9	1:18.907	+1.186	13:36:35.081
10	1:18.956	+1.235	13:37:54.037

Lap	Lap Tm	Diff	Time of Day
(96) GONZALEZ PANIAGUA, AXEL GABRIEL			
1	1:23.732	+2.939	13:26:12.713
2	1:21.268	+0.475	13:27:33.981
3	1:20.814	+0.021	13:28:54.795
4	1:20.879	+0.086	13:30:15.674
5	1:21.732	+0.939	13:31:37.406
6	1:21.389	+0.596	13:32:58.795
7	1:21.422	+0.629	13:34:20.217
8	1:20.793		13:35:41.010
9	1:21.577	+0.784	13:37:02.587
10	1:21.106	+0.313	13:38:23.693

Lap	Lap Tm	Diff	Time of Day
(13) INACIO CABA, ALEXANDRE MIGUEL			
1	1:24.840	+3.018	13:26:14.131
2	1:21.913	+0.091	13:27:36.044
3	1:21.952	+0.130	13:28:57.996
4	1:22.252	+0.430	13:30:20.248
5	1:21.822		13:31:42.070
6	1:22.024	+0.202	13:33:04.094
7	1:21.931	+0.109	13:34:26.025
8	1:22.296	+0.474	13:35:48.321
9	1:21.912	+0.090	13:37:10.233
10	1:21.877	+0.055	13:38:32.110


Lap	Lap Tm	Diff	Time of Day
(7) MARTINEZ PASTOR, FERRAN			
1	1:25.647	+3.624	13:26:15.121
2	1:22.023		13:27:37.144
3	1:22.232	+0.209	13:28:59.376
4	1:22.119	+0.096	13:30:21.495
5	1:23.261	+1.238	13:31:44.756
6	1:24.166	+2.143	13:33:08.922
7	1:24.018	+1.995	13:34:32.940
8	1:24.505	+2.482	13:35:57.445
9	1:24.350	+2.327	13:37:21.795
10	1:24.747	+2.724	13:38:46.542

Copa Catalana Promovelocitat-Empuriabrav

PromoRACC 2

Karting Empuriabrava 0,680 km

Entrenaments Qualificatius



Posició	Nº	Nom	Millor Ts total	R1. Millor Tm	R2. Millor Tm	classe
1	12	OBIOL FOLCH, CESC	40.869	40.949	40.869	PromoRACC-2
2	98	SILVEN PITA, EDGAR	41.166	41.166	41.244	PromoRACC-2
3	27	GUTIERREZ AZNAREZ, BRYAN	41.468	41.468	41.571	PromoRACC-2
4	23	REMESAL LOMAS, ALEX	41.473	41.473	41.808	PromoRACC-2
5	17	GARCIA RUIZ, UNAI	41.909	41.988	41.909	PromoRACC-2
6	4	ORDOÑEZ VIVES, ALEIX	45.077	45.077	45.472	PromoRACC-2
7	7	MARTINEZ PASTOR, FERRAN	45.331	45.331	45.859	PromoRACC-2

Copa Catalana Promovelocitat-Zuera

Ordenat per la volta més ràpida

PromoRACC 2

Circuito de Zuera 1,700 km

Entrenaments Qualificatius 1a. Sèrie

21/11/2021 09:15

Classificació (10:00 Temps) started at 9:14:37

Posició	Nº	Nom	Millor Tm	En volta	Dif	2º Millor	Club	Motocicleta	classe
1	12	OBIOL FOLCH, CESC	1:17.516	7		1:17.524	Simonety School	OHVALE	PromoRACC-2
2	38	CAMARENA HONRUBIA, PAU	1:17.617	3	0.101	1:17.644	Circuito del Motor	OHVALE	PromoRACC-2
3	17	GARCIA RUIZ, UNAI	1:18.065	6	0.549	1:18.226	Simonety School	OHVALE	PromoRACC-2
4	98	SILVEN PITA, EDGAR	1:18.445	7	0.929	1:18.880	DSVK	OHVALE	PromoRACC-2
5	45	DA SILVA COELHO, ERIC	1:18.594	5	1.078	1:18.680	Independiente	OHVALE	PromoRACC-2
6	27	GUTIERREZ AZNAREZ, BRYAN	1:19.686	6	2.170	1:19.955	MC Circuit Mçra	OHVALE	PromoRACC-2
7	2	CARBONNEL , TRISTAN	1:19.867	5	2.351	1:20.250	Roccois MC	OHVALE	PromoRACC-2
8	23	REMESAL LOMAS, ALEX	1:22.543	4	5.027	1:27.024	Simonety School	OHVALE	PromoRACC-2
9	4	CUBELES BERNAL, VICTOR	1:22.690	5	5.174	1:22.866	A.D. Cronosport	OHVALE	PromoRACC-2
10	7	MARTINEZ PASTOR, FERRAN	1:24.161	4	6.645	1:25.215	MC Circuit Mçra	OHVALE	PromoRACC-2
11	13	INACIO CABA, ALEXANDRE MIGUEL	1:24.172	4	6.656	1:24.329	Independiente	OHVALE	PromoRACC-2
12	96	GONZALEZ PANIAGUA, AXEL GABRIEL	1:24.263	5	6.747	1:24.270	DSVK	OHVALE	PromoRACC-2

Copa Catalana Promovelocitat-Zuera

PromoRACC 2

Circuito de Zuera 1,700 km

Entrenaments Qualificatius 1a. Sèrie

21/11/2021 09:15

Classificació (10:00 Temps) started at 9:14:37

Lap	Lap Tm	Diff	Time of Day
(12) OBIOL FOLCH, CESC			
1	1:19.067	+1.551	9:17:53.853
2	1:17.791	+0.275	9:19:11.644
3	1:17.717	+0.201	9:20:29.361
4	1:17.828	+0.312	9:21:47.189
5	1:17.700	+0.184	9:23:04.889
6	1:17.524	+0.008	9:24:22.413
7	1:17.516		9:25:39.929

Lap	Lap Tm	Diff	Time of Day
(38) CAMARENA HONRUBIA, PAU			
1	1:19.569	+1.952	9:18:04.779
2	1:18.159	+0.542	9:19:22.938
3	1:17.617		9:20:40.555
4	1:21.714	+4.097	9:22:02.269
5	1:17.911	+0.294	9:23:20.180
6	1:17.644	+0.027	9:24:37.824
7	1:21.053	+3.436	9:25:58.877

Lap	Lap Tm	Diff	Time of Day
(17) GARCIA RUIZ, UNAI			
1	1:19.949	+1.884	9:18:49.158
2	1:20.203	+2.138	9:20:09.361
3	1:18.342	+0.277	9:21:27.703
4	1:18.226	+0.161	9:22:45.929
5	1:18.359	+0.294	9:24:04.288
6	1:18.065		9:25:22.353

Lap	Lap Tm	Diff	Time of Day
(98) SILVEN PITA, EDGAR			
1	1:20.668	+2.223	9:18:00.003
2	1:20.286	+1.841	9:19:20.289
3	1:20.133	+1.688	9:20:40.422
4	1:19.473	+1.028	9:21:59.895
5	1:18.946	+0.501	9:23:18.841
6	1:18.880	+0.435	9:24:37.721
7	1:18.445		9:25:56.166

Lap	Lap Tm	Diff	Time of Day
(45) DA SILVA COELHO, ERIC			
1	1:19.596	+1.002	9:18:02.901
2	1:18.872	+0.278	9:19:21.773
3	1:18.714	+0.120	9:20:40.487
4	1:19.258	+0.664	9:21:59.745
5	1:18.594		9:23:18.339
6	1:19.088	+0.494	9:24:37.427
7	1:18.680	+0.086	9:25:56.107

Lap	Lap Tm	Diff	Time of Day
(27) GUTIERREZ AZNAREZ, BRYAN			
1	1:22.641	+2.955	9:17:44.781
2	1:21.914	+2.228	9:19:06.695
3	1:20.503	+0.817	9:20:27.198
4	1:19.955	+0.269	9:21:47.153
5	1:20.743	+1.057	9:23:07.896
6	1:19.686		9:24:27.582
7	1:20.046	+0.360	9:25:47.628

Lap	Lap Tm	Diff	Time of Day
(2) CARBONNEL , TRISTAN			
1	1:20.686	+0.819	9:18:00.146
2	3:46.242	+2:26.375	9:21:46.388
3	1:21.277	+1.410	9:23:07.665
4	1:20.250	+0.383	9:24:27.915
5	1:19.867		9:25:47.782

Lap	Lap Tm	Diff	Time of Day
(23) REMESAL LOMAS, ALEX			
1	1:37.741	+15.198	9:18:48.051
2	1:34.557	+12.014	9:20:22.608
3	1:31.623	+9.080	9:21:54.231
4	1:22.543		9:23:16.774

Lap	Lap Tm	Diff	Time of Day
5	1:27.024	+4.481	9:24:43.798
(4) CUBELES BERNAL, VICTOR			
1	1:24.999	+2.309	9:18:14.090
2	1:23.552	+0.862	9:19:37.642
3	1:23.133	+0.443	9:21:00.775
4	1:22.866	+0.176	9:22:23.641
5	1:22.690		9:23:46.331
6	1:22.874	+0.184	9:25:09.205

Lap	Lap Tm	Diff	Time of Day
(7) MARTINEZ PASTOR, FERRAN			
1	1:29.145	+4.984	9:18:38.794
2	3:37.407	+2:13.246	9:22:16.201
3	1:25.215	+1.054	9:23:41.416
4	1:24.161		9:25:05.577

Lap	Lap Tm	Diff	Time of Day
(13) INACIO CABA, ALEXANDRE MIGUEL			
1	1:33.809	+9.637	9:18:39.027
2	3:37.175	+2:13.003	9:22:16.202
3	1:24.329	+0.157	9:23:40.531
4	1:24.172		9:25:04.703

Lap	Lap Tm	Diff	Time of Day
(96) GONZALEZ PANIAGUA, AXEL GABRIEL			
1	1:27.032	+2.769	9:18:28.684
2	1:26.126	+1.863	9:19:54.810
3	1:25.199	+0.936	9:21:20.009
4	1:24.739	+0.476	9:22:44.748
5	1:24.263		9:24:09.011
6	1:24.270	+0.007	9:25:33.281

Copa Catalana Promovelocitat-Zuera

Ordenat per la volta més ràpida

PromoRACC 2

Circuito de Zuera 1,700 km

Entrenaments Qualificatius 2a. Sèrie

21/11/2021 10:00

Classificació (10:00 Temps) started at 9:59:35

Posició	Nº	Nom	Millor Tm	En volta	Dif	2º Millor	Club	Motocicleta	classe
1	12	OBIOL FOLCH, CESC	1:16.667	7		1:16.712	Simonety School	OHVALE	PromoRACC-2
2	17	GARCIA RUIZ, UNAI	1:16.925	6	0.258	1:17.140	Simonety School	OHVALE	PromoRACC-2
3	38	CAMARENA HONRUBIA, PAU	1:17.058	6	0.391	1:17.315	Circuito del Motor	OHVALE	PromoRACC-2
4	45	DA SILVA COELHO, ERIC	1:17.212	5	0.545	1:17.357	Independiente	OHVALE	PromoRACC-2
5	23	REMESAL LOMAS, ALEX	1:17.926	6	1.259	1:17.971	Simonety School	OHVALE	PromoRACC-2
6	98	SILVEN PITA, EDGAR	1:17.959	5	1.292	1:18.455	DSVK	OHVALE	PromoRACC-2
7	27	GUTIERREZ AZNAREZ, BRYAN	1:18.133	5	1.466	1:18.270	MC Circuit Mçra	OHVALE	PromoRACC-2
8	2	CARBONNEL , TRISTAN	1:19.462	5	2.795	1:19.508	Roccois MC	OHVALE	PromoRACC-2
9	96	GONZALEZ PANIAGUA, AXEL GABRIEL	1:21.042	3	4.375	1:21.377	DSVK	OHVALE	PromoRACC-2
10	4	CUBELES BERNAL, VICTOR	1:21.495	6	4.828	1:21.690	A.D. Cronosport	OHVALE	PromoRACC-2
11	13	INACIO CABA, ALEXANDRE MIGUEL	1:22.370	3	5.703	1:23.079	Independiente	OHVALE	PromoRACC-2
12	7	MARTINEZ PASTOR, FERRAN	1:22.804	3	6.137	1:23.355	MC Circuit Mçra	OHVALE	PromoRACC-2

Copa Catalana Promovelocitat-Zuera

PromoRACC 2

Circuito de Zuera 1,700 km

Entrenaments Qualificatius 2a. Sèrie

21/11/2021 10:00

Classificació (10:00 Temps) started at 9:59:35

Lap	Lap Tm	Diff	Time of Day
(12) OBIOL FOLCH, CESC			
1	1:17.837	+1.170	10:02:21.165
2	1:17.486	+0.819	10:03:38.651
3	1:16.712	+0.045	10:04:55.363
4	1:18.330	+1.663	10:06:13.693
5	1:16.766	+0.099	10:07:30.459
6	1:17.050	+0.383	10:08:47.509
7	1:16.667		10:10:04.176

Lap	Lap Tm	Diff	Time of Day
(17) GARCIA RUIZ, UNAI			
1	1:19.735	+2.810	10:02:24.558
2	1:17.620	+0.695	10:03:42.178
3	1:17.140	+0.215	10:04:59.318
4	1:17.861	+0.936	10:06:17.179
5	1:17.563	+0.638	10:07:34.742
6	1:16.925		10:08:51.667
7	1:17.432	+0.507	10:10:09.099

Lap	Lap Tm	Diff	Time of Day
(38) CAMARENA HONRUBIA, PAU			
1	1:19.455	+2.397	10:02:23.342
2	1:17.403	+0.345	10:03:40.745
3	1:17.746	+0.688	10:04:58.491
4	1:17.784	+0.726	10:06:16.275
5	1:17.315	+0.257	10:07:33.590
6	1:17.058		10:08:50.648
7	1:18.280	+1.222	10:10:08.928

Lap	Lap Tm	Diff	Time of Day
(45) DA SILVA COELHO, ERIC			
1	1:18.790	+1.578	10:02:17.318
2	1:17.667	+0.455	10:03:34.985
3	1:17.595	+0.383	10:04:52.580
4	1:17.442	+0.230	10:06:10.022
5	1:17.212		10:07:27.234
6	1:17.357	+0.145	10:08:44.591
7	1:17.501	+0.289	10:10:02.092

Lap	Lap Tm	Diff	Time of Day
(23) REMESAL LOMAS, ALEX			
1	1:21.725	+3.799	10:02:27.646
2	1:21.100	+3.174	10:03:48.746
3	1:19.267	+1.341	10:05:08.013
4	1:18.567	+0.641	10:06:26.580
5	1:18.228	+0.302	10:07:44.808
6	1:17.926		10:09:02.734
7	1:17.971	+0.045	10:10:20.705

Lap	Lap Tm	Diff	Time of Day
(98) SILVEN PITA, EDGAR			
1	1:19.182	+1.223	10:02:17.675
2	1:18.710	+0.751	10:03:36.385
3	1:18.820	+0.861	10:04:55.205
4	1:18.512	+0.553	10:06:13.717
5	1:17.959		10:07:31.676
6	1:18.455	+0.496	10:08:50.131
7	1:18.766	+0.807	10:10:08.897

Lap	Lap Tm	Diff	Time of Day
(27) GUTIERREZ AZNAREZ, BRYAN			
1	1:19.968	+1.835	10:02:21.131
2	1:18.739	+0.606	10:03:39.870
3	1:18.964	+0.831	10:04:58.834
4	1:18.270	+0.137	10:06:17.104
5	1:18.133		10:07:35.237
6	1:18.567	+0.434	10:08:53.804
7	1:19.422	+1.289	10:10:13.226

Lap	Lap Tm	Diff	Time of Day
(2) CARBONNEL, TRISTAN			
1	1:20.278	+0.816	10:02:15.347

Lap	Lap Tm	Diff	Time of Day
2	1:19.768	+0.306	10:03:35.115
3	1:20.193	+0.731	10:04:55.308
4	3:07.438	+1:47.976	10:08:02.746
5	1:19.462		10:09:22.208
6	1:19.508	+0.046	10:10:41.716

Lap	Lap Tm	Diff	Time of Day
(96) GONZALEZ PANIAGUA, AXEL GABRIEL			
1	1:24.217	+3.175	10:02:27.543
2	1:22.122	+1.080	10:03:49.665
3	1:21.042		10:05:10.707
4	1:21.589	+0.547	10:06:32.296
5	1:21.566	+0.524	10:07:53.862
6	1:21.633	+0.591	10:09:15.495
7	1:21.377	+0.335	10:10:36.872

Lap	Lap Tm	Diff	Time of Day
(4) CUBELES BERNAL, VICTOR			
1	1:23.777	+2.282	10:02:28.628
2	1:21.848	+0.353	10:03:50.476
3	1:21.783	+0.288	10:05:12.259
4	1:25.365	+3.870	10:06:37.624
5	1:21.741	+0.246	10:07:59.365
6	1:21.495		10:09:20.860
7	1:21.690	+0.195	10:10:42.550

Lap	Lap Tm	Diff	Time of Day
(13) INACIO CABA, ALEXANDRE MIGUEL			
1	1:23.459	+1.089	10:02:26.545
2	1:23.079	+0.709	10:03:49.624
3	1:22.370		10:05:11.994
4	1:23.359	+0.989	10:06:35.353

Lap	Lap Tm	Diff	Time of Day
(7) MARTINEZ PASTOR, FERRAN			
1	1:23.355	+0.551	10:02:24.559
2	1:24.297	+1.493	10:03:48.856
3	1:22.804		10:05:11.660
4	1:23.586	+0.782	10:06:35.246
5	1:23.688	+0.884	10:07:58.934
6	1:23.765	+0.961	10:09:22.699
7	1:23.626	+0.822	10:10:46.325

Copa Catalana Promovelocitat-Zuera

PromoRACC 3

Circuito de Zuera 1,700 km

Classificació FINAL

Pos.	Núm.	Nom i Cognoms	Llicència	Club	Carrera 1	Carrera 2	Total Punts
1	41	PEREZ ALBESSARD, ALEX	144319-T	Simonety School	25	20	45
2	12	LLAO REINA, JAIRO	144036-B	Simonety School	16	25	41
3	5	SANCHEZ SOCIAS, ALEJANDRO	144141-B	Simonety School	20	16	36
4	21	MIDDELMANN CASTAN, LEO	145472-B	MC Terres de Pon	13	13	26

Copa Catalana Promovelocitat-Zuera

classificat per voltes

PromoRACC 3

Circuito de Zuera 1,700 km

Carrera 1

21/11/2021 12:00

Cursa (8:00 i 2 Voltes) started at 12:02:51

Posició	Nº	Nom	Voltes	Total Ts	Dif	Millor Tm	Motocicleta	Llicència	Club	Punts
1	41	PEREZ ALBESSARD, ALEX	8	11:43.776		1:26.864	POLINI	144319-T	Simonety Schoc	25
2	5	SANCHEZ SOCIAS, ALEJANDRO	8	12:06.729	22.953	1:29.382	POLINI	144141-B	Simonety Schoc	20
3	12	LLAO REINA, JAIRO	8	12:16.566	32.790	1:29.368	POLINI	144036-B	Simonety Schoc	16
4	21	MIDDELMANN CASTAN, LEO	6	12:28.449	2 Voltes	2:02.258	POLINI	145472-B	MC Terres de Pc	13

Marge de victòria	Velocitat mitja	Millor temps de volta	Millor vel.	Millor volta per
22.953	69,568	1:26.864	70,455	41 - PEREZ ALBESSARD, ALEX

Cap de cronometratge / Director de Cursa / President del Jurat

Orbits

Copa Catalana Promovelocitat-Zuera

Volta a volta

PromoRACC 3

Circuito de Zuera 1,700 km

Carrera 1

21/11/2021 12:00

Cursa (8:00 i 2 Voltes) started at 12:02:51

Competidors

Voltes

	0	1	2	3	4	5	6	7	8
1 LLAO REINA, JAIRO (12)	12	41	41	41	41	41	41	41	41
2 PEREZ ALBESSARD, ALEX (41)	41	12	12	5	5	5	5	5	5
3 SANCHEZ SOCIAS, ALEJANDRO (5)	5	5	5	12	12	12	12	12	12
4 MIDDELMANN CASTAN, LEO (21)	21	21	21	21	21	21	21		

Copa Catalana Promovelocitat-Zuera

PromoRACC 3

Circuito de Zuera 1,700 km

Carrera 1

21/11/2021 12:00

Cursa (8:00 i 2 Voltes) started at 12:02:51

Lap	Lap Tm	Diff	Time of Day
(41) PEREZ ALBESSARD, ALEX			
1	1:28.897	+2.033	12:04:21.922
2	1:26.864		12:05:48.786
3	1:27.192	+0.328	12:07:15.978
4	1:27.365	+0.501	12:08:43.343
5	1:27.173	+0.309	12:10:10.516
6	1:28.077	+1.213	12:11:38.593
7	1:28.108	+1.244	12:13:06.701
8	1:28.558	+1.694	12:14:35.259

Lap	Lap Tm	Diff	Time of Day
(5) SANCHEZ SOCIAS, ALEJANDRO			
1	1:32.934	+3.552	12:04:26.706
2	1:29.382		12:05:56.088
3	1:29.567	+0.185	12:07:25.655
4	1:30.049	+0.667	12:08:55.704
5	1:30.242	+0.860	12:10:25.946
6	1:30.202	+0.820	12:11:56.148
7	1:30.362	+0.980	12:13:26.510
8	1:31.702	+2.320	12:14:58.212

Lap	Lap Tm	Diff	Time of Day
(12) LLAO REINA, JAIRO			
1	1:34.134	+4.766	12:04:26.489
2	1:29.368		12:05:55.857
3	1:29.888	+0.520	12:07:25.745
4	1:29.998	+0.630	12:08:55.743
5	1:30.871	+1.503	12:10:26.614
6	1:31.655	+2.287	12:11:58.269
7	1:34.218	+4.850	12:13:32.487
8	1:35.562	+6.194	12:15:08.049

Lap	Lap Tm	Diff	Time of Day
(21) MIDDELMANN CASTAN, LEO			
1	2:06.104	+3.846	12:05:00.326
2	2:03.871	+1.613	12:07:04.197
3	2:05.760	+3.502	12:09:09.957
4	2:04.335	+2.077	12:11:14.292
5	2:02.258		12:13:16.550
6	2:03.382	+1.124	12:15:19.932

Lap	Lap Tm	Diff	Time of Day
-----	--------	------	-------------

Lap	Lap Tm	Diff	Time of Day
-----	--------	------	-------------

Copa Catalana Promovelocitat-Zuera

classificat per voltes

PromoRACC 3

Circuito de Zuera 1,700 km

Carrera 2

21/11/2021 13:40

Cursa (8:00 i 2 Voltes) started at 13:44:31

Posició	Nº	Nom	Voltes	Total Ts	Dif	Millor Tm	Motocicleta	Llicència	Club	Punts
1	12	LLAO REINA, JAIRO	8	11:39.671		1:26.446	POLINI	144036-B	Simonety Schoc	25
2	41	PEREZ ALBESSARD, ALEX	8	11:40.014	0.343	1:26.652	POLINI	144319-T	Simonety Schoc	20
3	5	SANCHEZ SOCIAS, ALEJANDRO	8	12:20.921	41.250	1:30.765	POLINI	144141-B	Simonety Schoc	16
4	21	MIDDELMANN CASTAN, LEO	6	12:12.393	2 Voltes	1:59.900	POLINI	145472-B	MC Terres de Pc	13

Marge de victòria	Velocitat mitja	Millor temps de volta	Millor vel.	Millor volta per
0.343	69,976	1:26.446	70,796	12 - LLAO REINA, JAIRO

Cap de cronometratge / Director de Cursa / President del Jurat

Orbits

Copa Catalana Promovelocitat-Zuera

Volta a volta

PromoRACC 3

Circuito de Zuera 1,700 km

Carrera 2

21/11/2021 13:40

Cursa (8:00 i 2 Voltes) started at 13:44:31

Competidors

Voltes

	0	1	2	3	4	5	6	7	8
PEREZ ALBESSARD, ALEX (41)	41	41	41	41	41	41	41	41	12
LLAO REINA, JAIRO (12)	12	12	12	12	12	12	12	12	41
SANCHEZ SOCIAS, ALEJANDRO (5)	5	5	5	5	5	5	5	5	5
MIDDELMANN CASTAN, LEO (21)	21	21	21	21	21	21	21		

Copa Catalana Promovelocitat-Zuera

PromoRACC 3

Circuito de Zuera 1,700 km

Carrera 2

21/11/2021 13:40

Cursa (8:00 i 2 Voltes) started at 13:44:31

Lap	Lap Tm	Diff	Time of Day
(12) LLAO REINA, JAIRO			
1	1:29.707	+3.261	13:46:03.387
2	1:27.026	+0.580	13:47:30.413
3	1:26.893	+0.447	13:48:57.306
4	1:26.628	+0.182	13:50:23.934
5	1:27.111	+0.665	13:51:51.045
6	1:27.071	+0.625	13:53:18.116
7	1:26.446		13:54:44.562
8	1:27.011	+0.565	13:56:11.573

Lap	Lap Tm	Diff	Time of Day
(41) PEREZ ALBESSARD, ALEX			
1	1:30.090	+3.438	13:46:02.939
2	1:27.242	+0.590	13:47:30.181
3	1:26.804	+0.152	13:48:56.985
4	1:26.874	+0.222	13:50:23.859
5	1:26.652		13:51:50.511
6	1:26.906	+0.254	13:53:17.417
7	1:26.849	+0.197	13:54:44.266
8	1:27.650	+0.998	13:56:11.916

Lap	Lap Tm	Diff	Time of Day
(5) SANCHEZ SOCIAS, ALEJANDRO			
1	1:32.201	+1.436	13:46:06.301
2	1:30.765		13:47:37.066
3	1:31.105	+0.340	13:49:08.171
4	1:31.615	+0.850	13:50:39.786
5	1:32.369	+1.604	13:52:12.155
6	1:33.516	+2.751	13:53:45.671
7	1:33.116	+2.351	13:55:18.787
8	1:34.036	+3.271	13:56:52.823

Lap	Lap Tm	Diff	Time of Day
(21) MIDDELMANN CASTAN, LEO			
1	2:03.177	+3.277	13:46:37.853
2	2:01.290	+1.390	13:48:39.143
3	2:00.977	+1.077	13:50:40.120
4	2:02.559	+2.659	13:52:42.679
5	2:01.716	+1.816	13:54:44.395
6	1:59.900		13:56:44.295

Lap Lap Tm Diff Time of Day

Lap Lap Tm Diff Time of Day

Copa Catalana Promovelocitat-Zuera

PromoRACC 3

Circuito de Zuera 1,700 km

Entrenaments Qualificatius

Posició	Nº	Nom	Millor Ts total	R1. Millor Tm	R2. Millor Tm	classe
1	41	PEREZ ALBESSARD, ALEX	1:27.536	1:27.536	1:28.493	PromoRACC-3 4.2
2	12	LLAO REINA, JAIRO	1:28.314	1:28.314	1:28.429	PromoRACC-3 4.2
3	5	SANCHEZ SOCIAS, ALEJANDRO	1:30.236	1:30.255	1:30.236	PromoRACC-3 4.2
4	21	MIDDELMANN CASTAN, LEO	2:10.470	2:17.638	2:10.470	PromoRACC-3 4.2

Copa Catalana Promovelocitat-Zuera

Ordenat per la volta més ràpida

PromoRACC 3

Circuito de Zuera 1,700 km

Entrenaments Qualificatius 1a. Sèrie

21/11/2021 09:30

Classificació (10:00 Temps) started at 9:29:35

Posició	Nº	Nom	Millor Tm	En volta	Dif	2º Millor	Club	Motocicleta	classe
1	41	PEREZ ALBESSARD, ALEX	1:27.536	2		1:28.057	Simonety School	POLINI	PromoRACC-3 4.2
2	12	LLAO REINA, JAIRO	1:28.314	4	0.778	1:28.530	Simonety School	POLINI	PromoRACC-3 4.2
3	5	SANCHEZ SOCIAS, ALEJANDRO	1:30.255	4	2.719	1:30.619	Simonety School	POLINI	PromoRACC-3 4.2
4	21	MIDDELMANN CASTAN, LEO	2:17.638	4	50.102	2:20.191	MC Terres de Ponè	POLINI	PromoRACC-3 4.2

Copa Catalana Promovelocitat-Zuera

PromoRACC 3

Circuito de Zuera 1,700 km

Entrenaments Qualificatius 1a. Sèrie

21/11/2021 09:30

Classificació (10:00 Temps) started at 9:29:35

Lap	Lap Tm	Diff	Time of Day
(41) PEREZ ALBESSARD, ALEX			
1	1:28.102	+0.566	9:33:09.432
2	1:27.536		9:34:36.968
3	1:28.057	+0.521	9:36:05.025
4	1:28.770	+1.234	9:37:33.795
5	1:28.620	+1.084	9:39:02.415
6	1:28.722	+1.186	9:40:31.137

Lap	Lap Tm	Diff	Time of Day
(12) LLAO REINA, JAIRO			
1	1:29.514	+1.200	9:33:34.665
2	1:28.530	+0.216	9:35:03.195
3	1:29.815	+1.501	9:36:33.010
4	1:28.314		9:38:01.324
5	1:29.701	+1.387	9:39:31.025
6	1:28.862	+0.548	9:40:59.887

Lap	Lap Tm	Diff	Time of Day
(5) SANCHEZ SOCIAS, ALEJANDRO			
1	1:32.921	+2.666	9:33:01.000
2	1:31.702	+1.447	9:34:32.702
3	1:33.131	+2.876	9:36:05.833
4	1:30.255		9:37:36.088
5	1:30.619	+0.364	9:39:06.707
6	1:31.183	+0.928	9:40:37.890

Lap	Lap Tm	Diff	Time of Day
(21) MIDDELMANN CASTAN, LEO			
1	2:20.191	+2.553	9:34:20.819
2	2:22.516	+4.878	9:36:43.335
3	2:23.895	+6.257	9:39:07.230
4	2:17.638		9:41:24.868

Lap Lap Tm Diff Time of Day

Lap Lap Tm Diff Time of Day

Copa Catalana Promovelocitat-Zuera

Ordenat per la volta més ràpida

PromoRACC 3

Circuito de Zuera 1,700 km

Entrenaments Qualificatius 2a. Sèrie

21/11/2021 10:15

Classificació (10:00 Temps) started at 10:14:34

Posició	Nº	Nom	Millor Tm	En volta	Dif	2º Millor	Club	Motocicleta	classe
1	12	LLAO REINA, JAIRO	1:28.429	4		1:28.741	Simonety School	POLINI	PromoRACC-3 4.2
2	41	PEREZ ALBESSARD, ALEX	1:28.493	4	0.064	1:28.527	Simonety School	POLINI	PromoRACC-3 4.2
3	5	SANCHEZ SOCIAS, ALEJANDRO	1:30.236	1	1.807	1:30.372	Simonety School	POLINI	PromoRACC-3 4.2
4	21	MIDDELMANN CASTAN, LEO	2:10.470	2	42.041	2:10.748	MC Terres de Pone	POLINI	PromoRACC-3 4.2

Copa Catalana Promovelocitat-Zuera

PromoRACC 3

Circuito de Zuera 1,700 km

Entrenaments Qualificatius 2a. Sèrie

21/11/2021 10:15

Classificació (10:00 Temps) started at 10:14:34

Lap	Lap Tm	Diff	Time of Day
(12) LLAO REINA, JAIRO			
1	1:37.000	+8.571	10:18:45.102
2	1:28.766	+0.337	10:20:13.868
3	1:28.897	+0.468	10:21:42.765
4	1:28.429		10:23:11.194
5	1:28.741	+0.312	10:24:39.935

(41) PEREZ ALBESSARD, ALEX			
1	1:28.527	+0.034	10:20:13.783
2	1:29.085	+0.592	10:21:42.868
3	1:28.610	+0.117	10:23:11.478
4	1:28.493		10:24:39.971

(5) SANCHEZ SOCIAS, ALEJANDRO			
1	1:30.236		10:19:23.757
2	1:30.671	+0.435	10:20:54.428
3	1:30.542	+0.306	10:22:24.970
4	1:30.372	+0.136	10:23:55.342
5	1:31.529	+1.293	10:25:26.871

(21) MIDDELMANN CASTAN, LEO			
1	2:15.183	+4.713	10:19:14.997
2	2:10.470		10:21:25.467
3	2:10.748	+0.278	10:23:36.215
4	2:11.372	+0.902	10:25:47.587

Lap	Lap Tm	Diff	Time of Day
-----	--------	------	-------------

Lap	Lap Tm	Diff	Time of Day
-----	--------	------	-------------