


Copa Catalana Supermotard - El Pla

Pit Bikes PROTOS/SERIES/MINI

Karting El Pla de Sant Tirs 1,000 km

Classificació FINAL



Posició	Núm.	Pilot	Llicència	Club	Carrera 1	Carrera 2	Total punts
---------	------	-------	-----------	------	-----------	-----------	-------------

Mini-Pit 2

1	62	PEÑAFIEL ITURRALDE, RUBEN	145684-T	Mc Vendrell	25	25	50
2	11	BORRELL RUE, IAN	144935-B	CEP 100xHora	20	20	40

Protos

1	119	PEREZ ROMERO, MIGUEL ANGEL	885022-GI	MC Motoformació	25	25	50
2	48	BERMUDEZ SANCHEZ, EDGAR	884152-B	MC Terres de Ponent	20	20	40
3	26	PRIETO VICTORIA, IVAN	884600-GI	Pm Figueres	16	16	32

160-Serie

1	9	LOZA CABRERA, ALEX	885661-GI	Independiente	25	25	50
2	2	MAZA, SERGI	145070-GI		20	20	40
3	89	PLASENCIA SERRANO, JOEL	884978-GI		16	16	32
4	73	BERGADA SERRA, LLUC	144449-B	Esc. Osona	10	13	23
5	27	CASTAGNO, ALVARO			13	10	23
6	19	SUMAYA TORRENTE, JOSE MARIA	8845569-L		11	11	22
7	37	GONZALEZ MILLAN, IVAN	884501-B	MC Motoformació	9	9	18

Copa Catalana Supermotard - El Pla

classificat per voltes

Pit Bikes PROTOS/SERIES/MINI

Karting El Pla de Sant Tirs 1,000 km

Carrera - Primera Màniga

19/09/2021 12:05

Cursa (12:00 i 2 Voltes) started at 12:07:12

Posició	Nº	Nom	Llicència	Voltes	Total Ts	Dif	Club	Punts
1	119	PEREZ ROMERO, MIGUEL ANGEL	885022-GI	18	13:59.545		MC Motoformació	25
2	9	LOZA CABRERA, ALEX	885661-GI	18	14:01.247	1.702	Independiente	25
3	2	MAZA, SERGI	145070-GI	18	14:09.517	9.972		20
4	89	PLASENCIA SERRANO, JOEL	884978-GI	18	14:29.489	29.944		16
5	48	BERMUDEZ SANCHEZ, EDGAR	884152-B	18	14:38.569	39.024	MC Terres de Ponent	20
6	27	CASTAGNO, ALVARO		17	14:00.806	1 Volta		13
7	19	SUMAYA TORRENTE, JOSE MARIA	8845569-L	17	14:01.010	1 Volta		11
8	73	BERGADA SERRA, LLUC	144449-B	17	14:03.775	1 Volta	Esc. Osona	10
9	26	PRIETO VICTORIA, IVAN	884600-GI	17	14:39.512	1 Volta	Pm Figueres	16
10	37	GONZALEZ MILLAN, IVAN	884501-B	16	14:03.421	2 Voltes	MC Motoformació	9
11	62	PEÑAFIEL ITURRALDE, RUBEN	145684-T	16	14:10.096	2 Voltes	Mc Vendrell	25
12	11	BORRELL RUE, IAN	144935-B	14	14:13.568	4 Voltes	CEP 100xHora	20

Marge de victòria

Velocitat mitja

Millor temps de volta Millor vel.

Millor volta per

1.702

77,185

45.332

79,414

119 - PEREZ ROMERO, MIGUEL

Cap de cronometratge / Director de Cursa / President del Jurat

Orbits

Copa Catalana Supermotard - El Pla

classificat per voltes

Pit Bikes PROTOS/SERIES/MINI

Karting El Pla de Sant Tirs 1,000 km

Carrera - Primera Màniga

19/09/2021 12:05

Cursa (12:00 i 2 Voltes) started at 12:07:12

Posició	Nº	Nom	Llicència	Voltes	Total Ts	Dif	Club	Punts
Mini-Pit 2								
1	62	PEÑAFIEL ITURRALDE, RUBEN	145684-T	16	14:10.096		Mc Vendrell	25
2	11	BORRELL RUE, IAN	144935-B	14	14:13.568	2 Voltes	CEP 100xHora	20
Protos								
1	119	PEREZ ROMERO, MIGUEL ANGEL	885022-GI	18	13:59.545		MC Motoformació	25
2	48	BERMUDEZ SANCHEZ, EDGAR	884152-B	18	14:38.569	39.024	MC Terres de Ponent	20
3	26	PRIETO VICTORIA, IVAN	884600-GI	17	14:39.512	1 Volta	Pm Figueres	16
160-Serie								
1	9	LOZA CABRERA, ALEX	885661-GI	18	14:01.247		Independiente	25
2	2	MAZA, SERGI	145070-GI	18	14:09.517	8.270		20
3	89	PLASENCIA SERRANO, JOEL	884978-GI	18	14:29.489	28.242		16
4	27	CASTAGNO, ALVARO		17	14:00.806	1 Volta		13
5	19	SUMAYA TORRENTE, JOSE MARIA	8845569-L	17	14:01.010	1 Volta		11
6	73	BERGADA SERRA, LLUC	144449-B	17	14:03.775	1 Volta	Esc. Osona	10
7	37	GONZALEZ MILLAN, IVAN	884501-B	16	14:03.421	2 Voltes	MC Motoformació	9

Marge de victòria	Velocitat mitja	Millor temps de volta	Millor vel.	Millor volta per
1.702	77,185	45.332	79,414	119 - PEREZ ROMERO, MIGUEL

Cap de cronometratge / Director de Cursa / President del Jurat

Orbits

Copa Catalana Supermotard - El Pla

Volta a volta


Pit Bikes PROTOS/SERIES/MINI

Karting El Pla de Sant Tirs 1,000 km

Carrera - Primera Màniga

19/09/2021 12:05

Cursa (12:00 i 2 Voltes) started at 12:07:12



Competidors	Voltes																		
	0	1	2	3	4	5	6	7	8	9	10	11	12	13	14	15	16	17	18
LOZA CABRERA, ALEX (9)	1	9	9	9	119	119	119	119	119	119	119	119	119	119	119	119	119	119	119
PEREZ ROMERO, MIGUEL ANGEL (119)	2	119	119	119	9	9	9	9	9	9	9	9	9	9	9	9	9	9	9
MAZA, SERGI (2)	3	2	2	2	2	2	2	2	2	2	2	2	2	2	2	2	2	2	2
PLASENCIA SERRANO, JOEL (89)	4	89	48	48	48	48	48	89	89	89	89	89	89	89	89	89	89	89	89
BERMUDEZ SANCHEZ, EDGAR (48)	5	48	89	89	89	89	89	48	48	48	48	48	48	48	48	48	48	48	48
CASTAGNO, ALVARO (27)	6	27	27	27	27	27	27	27	27	27	27	27	27	27	27	27	27	27	27
SUMAYA TORRENTE, JOSE MARIA (19)	7	19	19	19	19	19	19	19	19	19	19	19	19	19	19	19	19	19	19
GONZALEZ MILLAN, IVAN (37)	8	37	73	73	73	73	73	73	73	73	73	73	73	73	73	73	73	73	73
PEÑAFIEL ITURRALDE, RUBEN (62)	9	62	37	37	37	37	37	37	37	37	26	26	26	26	26	26	26	26	26
BERGADA SERRA, LLUC (73)	10	73	62	62	62	62	26	62	62	26	37	37	37	37	37	37	37	37	37
PRIETO VICTORIA, IVAN (26)	11	26	26	26	26	26	62	26	26	62	62	62	62	62	62	62	62	62	62
BORRELL RUE, IAN (11)	12	11	11	11	11	11	11	11	11	11	11	11	11	11	11	11	11	11	11

Copa Catalana Supermotard - El Pla

Pit Bikes PROTOS/SERIES/MINI

Karting El Pla de Sant Tirs 1,000 km

Carrera - Primera Màniga

19/09/2021 12:05

Cursa (12:00 i 2 Voltes) started at 12:07:12

Lap	Lap Tm	Diff	Time of Day
(119) PEREZ ROMERO, MIGUEL ANGEL			
1	48.123	+2.791	12:08:02.149
2	45.332		12:08:47.481
3	45.876	+0.544	12:09:33.357
4	45.536	+0.204	12:10:18.893
5	45.630	+0.298	12:11:04.523
6	46.470	+1.138	12:11:50.993
7	45.623	+0.291	12:12:36.616
8	45.816	+0.484	12:13:22.432
9	45.429	+0.097	12:14:07.861
10	45.402	+0.070	12:14:53.263
11	45.967	+0.635	12:15:39.230
12	46.005	+0.673	12:16:25.235
13	45.395	+0.063	12:17:10.630
14	45.724	+0.392	12:17:56.354
15	46.236	+0.904	12:18:42.590
16	46.952	+1.620	12:19:29.542
17	52.102	+6.770	12:20:21.644
18	50.881	+5.549	12:21:12.525
(9) LOZA CABRERA, ALEX			
1	47.569	+2.067	12:08:01.505
2	45.817	+0.315	12:08:47.322
3	46.598	+1.096	12:09:33.920
4	45.769	+0.267	12:10:19.689
5	45.502		12:11:05.191
6	47.061	+1.559	12:11:52.252
7	45.693	+0.191	12:12:37.945
8	46.350	+0.848	12:13:24.295
9	46.202	+0.700	12:14:10.497
10	46.272	+0.770	12:14:56.769
11	47.275	+1.773	12:15:44.044
12	46.580	+1.078	12:16:30.624
13	46.596	+1.094	12:17:17.220
14	46.508	+1.006	12:18:03.728
15	46.286	+0.784	12:18:50.014
16	46.908	+1.406	12:19:36.922
17	47.463	+1.961	12:20:24.385
18	49.842	+4.340	12:21:14.227
(2) MAZA, SERGI			
1	50.590	+4.479	12:08:04.694
2	47.143	+1.032	12:08:51.837
3	46.538	+0.427	12:09:38.375
4	46.154	+0.043	12:10:24.529
5	46.111		12:11:10.640
6	47.532	+1.421	12:11:58.172
7	46.910	+0.799	12:12:45.082
8	46.416	+0.305	12:13:31.498
9	46.657	+0.546	12:14:18.155
10	47.616	+1.505	12:15:05.771
11	46.525	+0.414	12:15:52.296
12	48.191	+2.080	12:16:40.487
13	46.797	+0.686	12:17:27.284
14	46.375	+0.264	12:18:13.659
15	46.885	+0.774	12:19:00.544
16	46.714	+0.603	12:19:47.258
17	46.496	+0.385	12:20:33.754
18	48.743	+2.632	12:21:22.497
(89) PLASENCIA SERRANO, JOEL			
1	50.675	+3.196	12:08:04.890
2	48.230	+0.751	12:08:53.120
3	47.520	+0.041	12:09:40.640
4	47.563	+0.084	12:10:28.203

Lap	Lap Tm	Diff	Time of Day
5	47.479		12:11:15.682
6	48.756	+1.277	12:12:04.438
7	47.924	+0.445	12:12:52.362
8	47.878	+0.399	12:13:40.240
9	47.578	+0.099	12:14:27.818
10	47.729	+0.250	12:15:15.547
11	47.696	+0.217	12:16:03.243
12	50.905	+3.426	12:16:54.148
13	48.153	+0.674	12:17:42.301
14	48.760	+1.281	12:18:31.061
15	47.901	+0.422	12:19:18.962
16	47.936	+0.457	12:20:06.898
17	47.654	+0.175	12:20:54.552
18	47.917	+0.438	12:21:42.469
(48) BERMUDEZ SANCHEZ, EDGAR			
1	50.335	+3.146	12:08:04.704
2	47.747	+0.558	12:08:52.451
3	47.189		12:09:39.640
4	47.264	+0.075	12:10:26.904
5	47.470	+0.281	12:11:14.374
6	49.947	+2.758	12:12:04.321
7	51.063	+3.874	12:12:55.384
8	49.323	+2.134	12:13:44.707
9	48.670	+1.481	12:14:33.377
10	48.383	+1.194	12:15:21.760
11	48.284	+1.095	12:16:10.044
12	48.497	+1.308	12:16:58.541
13	48.269	+1.080	12:17:46.810
14	49.454	+2.265	12:18:36.264
15	48.278	+1.089	12:19:24.542
16	48.017	+0.828	12:20:12.559
17	48.541	+1.352	12:21:01.100
18	50.449	+3.260	12:21:51.549
(27) CASTAGNO, ALVARO			
1	51.856	+3.056	12:08:06.456
2	49.179	+0.379	12:08:55.635
3	49.337	+0.537	12:09:44.972
4	49.029	+0.229	12:10:34.001
5	49.288	+0.488	12:11:23.289
6	49.507	+0.707	12:12:12.796
7	49.335	+0.535	12:13:02.131
8	49.464	+0.664	12:13:51.595
9	49.118	+0.318	12:14:40.713
10	48.800		12:15:29.513
11	48.950	+0.150	12:16:18.463
12	48.857	+0.057	12:17:07.320
13	48.874	+0.074	12:17:56.194
14	48.915	+0.115	12:18:45.109
15	49.790	+0.990	12:19:34.899
16	49.252	+0.452	12:20:24.151
17	49.635	+0.835	12:21:13.786
(19) SUMAYA TORRENTE, JOSE MARIA			
1	53.129	+4.827	12:08:07.862
2	48.735	+0.433	12:08:56.597
3	48.531	+0.229	12:09:45.128
4	49.148	+0.846	12:10:34.276
5	49.155	+0.853	12:11:23.431
6	49.486	+1.184	12:12:12.917
7	49.317	+1.015	12:13:02.234
8	50.461	+2.159	12:13:52.695
9	48.302		12:14:40.997
10	48.660	+0.358	12:15:29.657
11	48.973	+0.671	12:16:18.630

Lap	Lap Tm	Diff	Time of Day
12	48.745	+0.443	12:17:07.375
13	49.256	+0.954	12:17:56.631
14	48.598	+0.296	12:18:45.229
15	49.809	+1.507	12:19:35.038
16	49.233	+0.931	12:20:24.271
17	49.719	+1.417	12:21:13.990
(73) BERGADA SERRA, LLUC			
1	53.310	+4.950	12:08:08.323
2	52.001	+3.641	12:09:00.324
3	51.281	+2.921	12:09:51.605
4	49.474	+1.114	12:10:41.079
5	49.203	+0.843	12:11:30.282
6	49.580	+1.220	12:12:19.862
7	48.934	+0.574	12:13:08.796
8	49.186	+0.826	12:13:57.982
9	48.854	+0.494	12:14:46.836
10	48.360		12:15:35.196
11	48.454	+0.094	12:16:23.650
12	48.893	+0.533	12:17:12.543
13	48.536	+0.176	12:18:01.079
14	48.396	+0.036	12:18:49.475
15	49.226	+0.866	12:19:38.701
16	49.536	+1.176	12:20:28.237
17	48.518	+0.158	12:21:16.755
(26) PRIETO VICTORIA, IVAN			
1	56.075	+6.983	12:08:11.291
2	55.106	+6.014	12:09:06.397
3	51.273	+2.181	12:09:57.670
4	50.390	+1.298	12:10:48.060
5	50.945	+1.853	12:11:39.005
6	51.536	+2.444	12:12:30.541
7	54.440	+5.348	12:13:24.981
8	53.695	+4.603	12:14:18.676
9	51.766	+2.674	12:15:10.442
10	50.431	+1.339	12:16:00.873
11	49.894	+0.802	12:16:50.767
12	50.326	+1.234	12:17:41.093
13	50.272	+1.180	12:18:31.365
14	49.092		12:19:20.457
15	50.014	+0.922	12:20:10.471
16	51.711	+2.619	12:21:02.182
17	50.310	+1.218	12:21:52.492
(37) GONZALEZ MILLAN, IVAN			
1	55.049	+3.501	12:08:09.810
2	51.862	+0.314	12:09:01.672
3	51.548		12:09:53.220
4	51.937	+0.389	12:10:45.157
5	52.017	+0.469	12:11:37.174
6	52.479	+0.931	12:12:29.653
7	54.652	+3.104	12:13:24.305
8	52.844	+1.296	12:14:17.149
9	52.505	+0.957	12:15:09.654
10	52.859	+1.311	12:16:02.513
11	52.226	+0.678	12:16:54.739
12	52.259	+0.711	12:17:46.998
13	52.047	+0.499	12:18:39.045
14	52.801	+1.253	12:19:31.846
15	52.072	+0.524	12:20:23.918
16	52.483	+0.935	12:21:16.401
(62) PEÑAFIEL ITURRALDE, RUBEN			
1	55.289	+3.337	12:08:10.168
2	52.080	+0.128	12:09:02.248

Cap de cronometratge / Director de Cursa / President del Jurat

Orbits

Copa Catalana Supermotard - El Pla

Pit Bikes PROTOS/SERIES/MINI

Karting El Pla de Sant Tirs 1,000 km

Carrera - Primera Màniga

19/09/2021 12:05

Cursa (12:00 i 2 Voltes) started at 12:07:12

Lap	Lap Tm	Diff	Time of Day
3	51.952		12:09:54.200
4	52.172	+0.220	12:10:46.372
5	52.201	+0.249	12:11:38.573
6	52.839	+0.887	12:12:31.412
7	53.142	+1.190	12:13:24.554
8	53.667	+1.715	12:14:18.221
9	52.667	+0.715	12:15:10.888
10	51.955	+0.003	12:16:02.843
11	53.796	+1.844	12:16:56.639
12	53.451	+1.499	12:17:50.090
13	53.746	+1.794	12:18:43.836
14	53.389	+1.437	12:19:37.225
15	52.925	+0.973	12:20:30.150
16	52.926	+0.974	12:21:23.076

(11) BORRELL RUE, IAN

Lap	Lap Tm	Diff	Time of Day
1	59.030	+3.997	12:08:14.319
2	55.033		12:09:09.352
3	55.266	+0.233	12:10:04.618
4	55.688	+0.655	12:11:00.306
5	2:00.885	+1:05.852	12:13:01.191
6	56.730	+1.697	12:13:57.921
7	56.608	+1.575	12:14:54.529
8	55.783	+0.750	12:15:50.312
9	55.685	+0.652	12:16:45.997
10	55.998	+0.965	12:17:41.995
11	57.037	+2.004	12:18:39.032
12	55.633	+0.600	12:19:34.665
13	55.981	+0.948	12:20:30.646
14	55.902	+0.869	12:21:26.548

Lap Lap Tm Diff Time of Day

Lap Lap Tm Diff Time of Day

Copa Catalana Supermotard - El Pla

classificat per voltes

Pit Bikes PROTOS/SERIES/MINI

Karting El Pla de Sant Tirs 1,000 km

Carrera - Segona Màniga

19/09/2021 13:05

Cursa (12:00 i 2 Voltes) started at 13:17:07

Posició	Nº	Nom	Llicència	Voltes	Total Ts	Dif	Club	Punts
1	119	PEREZ ROMERO, MIGUEL ANGEL	885022-GI	18	13:51.822		MC Motoformació	25
2	9	LOZA CABRERA, ALEX	885661-GI	18	14:00.963	9.141	Independiente	25
3	2	MAZA, SERGI	145070-GI	18	14:09.738	17.916		20
4	48	BERMUDEZ SANCHEZ, EDGAR	884152-B	18	14:25.877	34.055	MC Terres de Ponent	20
5	89	PLASENCIA SERRANO, JOEL	884978-GI	18	14:30.779	38.957		16
6	73	BERGADA SERRA, LLUC	144449-B	18	14:40.130	48.308	Esc. Osona	13
7	19	SUMAYA TORRENTE, JOSE MARIA	8845569-L	17	13:54.983	1 Volta		11
8	27	CASTAGNO, ALVARO		17	13:58.789	1 Volta		10
9	26	PRIETO VICTORIA, IVAN	884600-GI	17	14:24.135	1 Volta	Pm Figueres	16
10	37	GONZALEZ MILLAN, IVAN	884501-B	16	13:56.597	2 Voltes	MC Motoformació	9
11	62	PEÑAFIEL ITURRALDE, RUBEN	145684-T	16	14:32.099	2 Voltes	Mc Vendrell	25
12	11	BORRELL RUE, IAN	144935-B	15	13:54.307	3 Voltes	CEP 100xHora	20

Marge de victòria	Velocitat mitja	Millor temps de volta	Millor vel.	Millor volta per
9.141	77,901	45.094	79,833	119 - PEREZ ROMERO, MIGUEL /

Cap de cronometratge / Director de Cursa / President del Jurat

Orbits

Copa Catalana Supermotard - El Pla

classificat per voltes

Pit Bikes PROTOS/SERIES/MINI

Karting El Pla de Sant Tirs 1,000 km

Carrera - Segona Màniga

19/09/2021 13:05

Cursa (12:00 i 2 Voltes) started at 13:17:07

Posició	Nº	Nom	Llicència	Voltes	Total Ts	Dif	Club	Punts
Mini-Pit 2								
1	62	PEÑAFIEL ITURRALDE, RUBEN	145684-T	16	14:32.099		Mc Vendrell	25
2	11	BORRELL RUE, IAN	144935-B	15	13:54.307	1 Volta	CEP 100xHora	20
Protos								
1	119	PEREZ ROMERO, MIGUEL ANGEL	885022-GI	18	13:51.822		MC Motoformació	25
2	48	BERMUDEZ SANCHEZ, EDGAR	884152-B	18	14:25.877	34.055	MC Terres de Ponent	20
3	26	PRIETO VICTORIA, IVAN	884600-GI	17	14:24.135	1 Volta	Pm Figueres	16
160-Serie								
1	9	LOZA CABRERA, ALEX	885661-GI	18	14:00.963		Independiente	25
2	2	MAZA, SERGI	145070-GI	18	14:09.738	8.775		20
3	89	PLASENCIA SERRANO, JOEL	884978-GI	18	14:30.779	29.816		16
4	73	BERGADA SERRA, LLUC	144449-B	18	14:40.130	39.167	Esc. Osona	13
5	19	SUMAYA TORRENTE, JOSE MARIA	8845569-L	17	13:54.983	1 Volta		11
6	27	CASTAGNO, ALVARO		17	13:58.789	1 Volta		10
7	37	GONZALEZ MILLAN, IVAN	884501-B	16	13:56.597	2 Voltes	MC Motoformació	9

Marge de victòria	Velocitat mitja	Millor temps de volta	Millor vel.	Millor volta per
9.141	77,901	45.094	79,833	119 - PEREZ ROMERO, MIGUEL

Cap de cronometratge / Director de Cursa / President del Jurat

Orbits

Copa Catalana Supermotard - El Pla

Volta a volta


Pit Bikes PROTOS/SERIES/MINI

Karting El Pla de Sant Tirs 1,000 km

Carrera - Segona Màniga

19/09/2021 13:05

Cursa (12:00 i 2 Voltes) started at 13:17:07



Competidors	Voltes																		
	0	1	2	3	4	5	6	7	8	9	10	11	12	13	14	15	16	17	18
LOZA CABRERA, ALEX (9)	1	9	9	9	9	119	119	119	119	119	119	119	119	119	119	119	119	119	119
PEREZ ROMERO, MIGUEL ANGEL (119)	2	119	119	119	119	9	9	9	9	9	9	9	9	9	9	9	9	9	9
MAZA, SERGI (2)	3	2	2	2	2	2	2	2	2	2	2	2	2	2	2	2	2	2	2
PLASENCIA SERRANO, JOEL (89)	4	89	48	48	48	48	48	48	48	48	48	48	48	48	48	48	48	48	48
BERMUDEZ SANCHEZ, EDGAR (48)	5	48	89	89	89	89	89	89	89	89	89	89	89	89	89	89	89	89	89
CASTAGNO, ALVARO (27)	6	27	19	19	19	19	19	19	19	19	19	19	19	19	19	19	19	73	73
SUMAYA TORRENTE, JOSE MARIA (19)	7	19	27	27	27	27	27	27	27	73	73	73	73	73	73	73	19	19	
BERGADA SERRA, LLUC (73)	8	73	73	73	73	73	73	73	27	27	27	27	27	27	27	27	27	27	27
GONZALEZ MILLAN, IVAN (37)	9	37	37	37	37	26	26	26	26	26	26	26	26	26	26	26	26	26	26
PEÑAFIEL ITURRALDE, RUBEN (62)	10	62	62	26	26	37	37	37	37	37	37	37	37	37	37	37	37	37	37
BORRELL RUE, IAN (11)	11	11	26	62	62	62	62	62	62	62	62	62	62	62	62	62	62	62	62
PRIETO VICTORIA, IVAN (26)	12	26	11	11	11	11	11	11	11	11	11	11	11	11	11	11	11	11	11

Copa Catalana Supermotard - El Pla

Pit Bikes PROTOS/SERIES/MINI

Karting El Pla de Sant Tirs 1,000 km

Carrera - Segona Màniga

19/09/2021 13:05

Cursa (12:00 i 2 Voltes) started at 13:17:07

Lap	Lap Tm	Diff	Time of Day
(119) PEREZ ROMERO, MIGUEL ANGEL			
1	48.366	+3.272	13:17:56.354
2	46.009	+0.915	13:18:42.363
3	45.268	+0.174	13:19:27.631
4	45.094		13:20:12.725
5	45.478	+0.384	13:20:58.203
6	46.433	+1.339	13:21:44.636
7	46.002	+0.908	13:22:30.638
8	45.907	+0.813	13:23:16.545
9	45.816	+0.722	13:24:02.361
10	45.846	+0.752	13:24:48.207
11	46.132	+1.038	13:25:34.339
12	45.698	+0.604	13:26:20.037
13	45.940	+0.846	13:27:05.977
14	45.899	+0.805	13:27:51.876
15	47.334	+2.240	13:28:39.210
16	46.201	+1.107	13:29:25.411
17	45.995	+0.901	13:30:11.406
18	48.351	+3.257	13:30:59.757

Lap	Lap Tm	Diff	Time of Day
(9) LOZA CABRERA, ALEX			
1	47.781	+2.056	13:17:55.716
2	46.022	+0.297	13:18:41.738
3	45.740	+0.015	13:19:27.478
4	46.095	+0.370	13:20:13.573
5	45.981	+0.256	13:20:59.554
6	45.725		13:21:45.279
7	46.163	+0.438	13:22:31.442
8	46.234	+0.509	13:23:17.676
9	46.723	+0.998	13:24:04.399
10	46.708	+0.983	13:24:51.107
11	46.561	+0.836	13:25:37.668
12	46.860	+1.135	13:26:24.528
13	47.021	+1.296	13:27:11.549
14	47.971	+2.246	13:27:59.520
15	46.972	+1.247	13:28:46.492
16	46.987	+1.262	13:29:33.479
17	47.167	+1.442	13:30:20.646
18	48.252	+2.527	13:31:08.898

Lap	Lap Tm	Diff	Time of Day
(2) MAZA, SERGI			
1	49.883	+3.661	13:17:57.876
2	46.222		13:18:44.098
3	46.488	+0.266	13:19:30.586
4	46.382	+0.160	13:20:16.968
5	46.301	+0.079	13:21:03.269
6	46.398	+0.176	13:21:49.667
7	46.538	+0.316	13:22:36.205
8	47.015	+0.793	13:23:23.220
9	46.734	+0.512	13:24:09.954
10	46.893	+0.671	13:24:56.847
11	47.172	+0.950	13:25:44.019
12	46.967	+0.745	13:26:30.986
13	48.604	+2.382	13:27:19.590
14	47.211	+0.989	13:28:06.801
15	48.210	+1.988	13:28:55.011
16	47.135	+0.913	13:29:42.146
17	47.332	+1.110	13:30:29.478
18	48.195	+1.973	13:31:17.673

Lap	Lap Tm	Diff	Time of Day
(48) BERMUDEZ SANCHEZ, EDGAR			
1	50.144	+3.006	13:17:58.447
2	47.183	+0.045	13:18:45.630
3	47.139	+0.001	13:19:32.769
4	48.222	+1.084	13:20:20.991

Lap	Lap Tm	Diff	Time of Day
5	47.685	+0.547	13:21:08.676
6	47.138		13:21:55.814
7	48.061	+0.923	13:22:43.875
8	47.698	+0.560	13:23:31.573
9	48.765	+1.627	13:24:20.338
10	47.685	+0.547	13:25:08.023
11	47.506	+0.368	13:25:55.529
12	47.575	+0.437	13:26:43.104
13	48.245	+1.107	13:27:31.349
14	48.419	+1.281	13:28:19.768
15	49.443	+2.305	13:29:09.211
16	47.945	+0.807	13:29:57.156
17	48.194	+1.056	13:30:45.350
18	48.462	+1.324	13:31:33.812

Lap	Lap Tm	Diff	Time of Day
(89) PLASENCIA SERRANO, JOEL			
1	50.928	+3.219	13:17:59.146
2	47.924	+0.215	13:18:47.070
3	47.972	+0.263	13:19:35.042
4	47.822	+0.113	13:20:22.864
5	48.256	+0.547	13:21:11.120
6	47.709		13:21:58.829
7	48.112	+0.403	13:22:46.941
8	48.198	+0.489	13:23:35.139
9	48.094	+0.385	13:24:23.233
10	48.090	+0.381	13:25:11.323
11	47.838	+0.129	13:25:59.161
12	48.143	+0.434	13:26:47.304
13	48.545	+0.836	13:27:35.849
14	48.674	+0.965	13:28:24.523
15	48.338	+0.629	13:29:12.861
16	48.286	+0.577	13:30:01.147
17	48.490	+0.781	13:30:49.637
18	49.077	+1.368	13:31:38.714

Lap	Lap Tm	Diff	Time of Day
(73) BERGADA SERRA, LLUC			
1	52.629	+4.988	13:18:01.171
2	49.424	+1.783	13:18:50.595
3	49.173	+1.532	13:19:39.768
4	48.906	+1.265	13:20:28.674
5	48.837	+1.196	13:21:17.511
6	48.937	+1.296	13:22:06.448
7	48.804	+1.163	13:22:55.252
8	47.672	+0.031	13:23:42.924
9	49.729	+2.088	13:24:32.653
10	49.424	+1.783	13:25:22.077
11	47.849	+0.208	13:26:09.926
12	47.662	+0.021	13:26:57.588
13	47.976	+0.335	13:27:45.564
14	48.893	+1.252	13:28:34.457
15	48.909	+1.268	13:29:23.366
16	47.641		13:30:11.007
17	48.324	+0.683	13:30:59.331
18	48.734	+1.093	13:31:48.065

Lap	Lap Tm	Diff	Time of Day
(19) SUMAYA TORRENTE, JOSE MARIA			
1	52.313	+3.929	13:18:00.790
2	48.905	+0.521	13:18:49.695
3	48.771	+0.387	13:19:38.466
4	48.683	+0.299	13:20:27.149
5	49.012	+0.628	13:21:16.161
6	48.775	+0.391	13:22:04.936
7	48.730	+0.346	13:22:53.666
8	48.775	+0.391	13:23:42.441
9	48.780	+0.396	13:24:31.221
10	48.416	+0.032	13:25:19.637

Lap	Lap Tm	Diff	Time of Day
11	48.645	+0.261	13:26:08.282
12	48.770	+0.386	13:26:57.052
13	48.384		13:27:45.436
14	48.814	+0.430	13:28:34.250
15	49.024	+0.640	13:29:23.274
16	48.464	+0.080	13:30:11.738
17	51.180	+2.796	13:31:02.918

Lap	Lap Tm	Diff	Time of Day
(27) CASTAGNO, ALVARO			
1	52.525	+3.855	13:18:00.990
2	49.487	+0.817	13:18:50.477
3	49.139	+0.469	13:19:39.616
4	48.948	+0.278	13:20:28.564
5	48.834	+0.164	13:21:17.398
6	48.932	+0.262	13:22:06.330
7	48.834	+0.164	13:22:55.164
8	49.120	+0.450	13:23:44.284
9	49.447	+0.777	13:24:33.731
10	49.234	+0.564	13:25:22.965
11	48.670		13:26:11.635
12	48.981	+0.311	13:27:00.616
13	49.365	+0.695	13:27:49.981
14	49.219	+0.549	13:28:39.200
15	49.242	+0.572	13:29:28.442
16	49.221	+0.551	13:30:17.663
17	49.061	+0.391	13:31:06.724

Lap	Lap Tm	Diff	Time of Day
(26) PRIETO VICTORIA, IVAN			
1	55.618	+6.237	13:18:05.160
2	51.698	+2.317	13:18:56.858
3	50.652	+1.271	13:19:47.510
4	49.901	+0.520	13:20:37.411
5	50.269	+0.888	13:21:27.680
6	50.329	+0.948	13:22:18.009
7	50.000	+0.619	13:23:08.009
8	49.381		13:23:57.390
9	49.883	+0.502	13:24:47.273
10	50.736	+1.355	13:25:38.009
11	50.884	+1.503	13:26:28.893
12	53.718	+4.337	13:27:22.611
13	49.712	+0.331	13:28:12.323
14	50.054	+0.673	13:29:02.377
15	49.722	+0.341	13:29:52.099
16	50.336	+0.955	13:30:42.435
17	49.635	+0.254	13:31:32.070

Lap	Lap Tm	Diff	Time of Day
(37) GONZALEZ MILLAN, IVAN			
1	55.541	+4.470	13:18:04.287
2	51.984	+0.913	13:18:56.271
3	51.071		13:19:47.342
4	51.949	+0.878	13:20:39.291
5	51.444	+0.373	13:21:30.735
6	51.075	+0.004	13:22:21.810
7	51.328	+0.257	13:23:13.138
8	52.407	+1.336	13:24:05.545
9	51.718	+0.647	13:24:57.263
10	51.792	+0.721	13:25:49.055
11	52.031	+0.960	13:26:41.086
12	52.891	+1.820	13:27:33.977
13	53.105	+2.034	13:28:27.082
14	52.235	+1.164	13:29:19.317
15	53.255	+2.184	13:30:12.572
16	51.960	+0.889	13:31:04.532

Lap	Lap Tm	Diff	Time of Day
(62) PEÑAFIEL ITURRALDE, RUBEN			
1	55.998	+3.090	13:18:05.042

Copa Catalana Supermotard - El Pla

Pit Bikes PROTOS/SERIES/MINI

Karting El Pla de Sant Tirs 1,000 km

Carrera - Segona Màniga

19/09/2021 13:05

Cursa (12:00 i 2 Voltes) started at 13:17:07

Lap	Lap Tm	Diff	Time of Day
2	53.746	+0.838	13:18:58.788
3	53.172	+0.264	13:19:51.960
4	53.945	+1.037	13:20:45.905
5	53.809	+0.901	13:21:39.714
6	56.306	+3.398	13:22:36.020
7	53.789	+0.881	13:23:29.809
8	56.642	+3.734	13:24:26.451
9	56.779	+3.871	13:25:23.230
10	52.908		13:26:16.138
11	54.150	+1.242	13:27:10.288
12	53.795	+0.887	13:28:04.083
13	53.696	+0.788	13:28:57.779
14	52.995	+0.087	13:29:50.774
15	55.084	+2.176	13:30:45.858
16	54.176	+1.268	13:31:40.034

(11) BORRELL RUE, IAN

1	59.344	+5.021	13:18:08.462
2	56.729	+2.406	13:19:05.191
3	55.423	+1.100	13:20:00.614
4	55.225	+0.902	13:20:55.839
5	56.268	+1.945	13:21:52.107
6	54.883	+0.560	13:22:46.990
7	55.239	+0.916	13:23:42.229
8	55.176	+0.853	13:24:37.405
9	56.184	+1.861	13:25:33.589
10	54.680	+0.357	13:26:28.269
11	55.242	+0.919	13:27:23.511
12	54.887	+0.564	13:28:18.398
13	54.637	+0.314	13:29:13.035
14	54.884	+0.561	13:30:07.919
15	54.323		13:31:02.242

Lap Lap Tm Diff Time of Day

Lap Lap Tm Diff Time of Day

Copa Catalana Supermotard - El Pla

Ordenat per la volta més ràpida

Pit Bikes PROTO/SERIES/MINI

Karting El Pla de Sant Tirs 1,000 km

Entrenaments Lliures

19/09/2021 09:30

Classificació (10:00 Temps) started at 9:34:30

osició	Nº	Nom	Millor Tm	Dif	Diferència	En volta	Club	classe
1	37	GONZALEZ MILLAN, IVAN	55.827			6	MC Motoformació	160-Serie
2	62	PEÑAFIEL ITURRALDE, RUBEN	57.305	1.478	1.478	7	Mc Vendrell	Mini-Pit 2
3	11	BORRELL RUE, IAN	59.273	3.446	1.968	5	CEP 100xHora	Mini-Pit 2
4	73	BERGADA SERRA, LLUC	1:05.467	9.640	6.194	2	Esc. Osona	160-Serie
5	89	PLASENCIA SERRANO, JOEL	1:07.821	11.994	2.354	1		160-Serie

Copa Catalana Supermotard - El Pla

Pit Bikes PROTOS/SERIES/MINI

Karting El Pla de Sant Tirs 1,000 km

Entrenaments Lliures

19/09/2021 09:30

Classificació (10:00 Temps) started at 9:34:30

Lap	Lap Tm	Diff	Time of Day
(37) GONZALEZ MILLAN, IVAN			
1	1:09.240	+13.413	9:38:35.847
2	1:01.844	+6.017	9:39:37.691
3	58.607	+2.780	9:40:36.298
4	1:00.187	+4.360	9:41:36.485
5	56.310	+0.483	9:42:32.795
6	55.827		9:43:28.622
7	56.976	+1.149	9:44:25.598
(62) PEÑAFIEL ITURRALDE, RUBEN			
1	1:07.362	+10.057	9:35:50.726
2	1:01.750	+4.445	9:36:52.476
3	59.195	+1.890	9:37:51.671
4	1:00.173	+2.868	9:38:51.844
5	58.504	+1.199	9:39:50.348
6	57.355	+0.050	9:40:47.703
7	57.305		9:41:45.008
8	1:00.291	+2.986	9:42:45.299
(11) BORRELL RUE, IAN			
1	1:39.239	+39.966	9:36:23.377
2	1:06.558	+7.285	9:37:29.935
3	1:05.510	+6.237	9:38:35.445
4	1:01.255	+1.982	9:39:36.700
5	59.273		9:40:35.973
6	1:01.327	+2.054	9:41:37.300
(73) BERGADA SERRA, LLUC			
1	1:16.282	+10.815	9:41:10.068
2	1:05.467		9:42:15.535
3	1:37.085	+31.618	9:43:52.620
(89) PLASENCIA SERRANO, JOEL			
1	1:07.821		9:43:27.078

Lap	Lap Tm	Diff	Time of Day
-----	--------	------	-------------


Lap	Lap Tm	Diff	Time of Day
-----	--------	------	-------------

Copa Catalana Supermotard - El Pla

Pit Bikes PROTOS/SERIES/MINI

Karting El Pla de Sant Tirs 1,000 km

Entrenaments Qualificatius



sició	Nº	Nom	Moto	Millor Ts total	R1. Millor Tm	22. Millor Tm	Club	classe
1	119	PEREZ ROMERO, MIGUEL ANGEL	SIN MARCA	45.395	46.174	45.395	MC Motoformació	Protos
2	2	MAZA, SERGI		45.983	47.118	45.983		160-Serie
3	9	LOZA CABRERA, ALEX	SIN MARCA	45.998	46.727	45.998	Independiente	160-Serie
4	89	PLASENCIA SERRANO, JOEL		47.511	47.818	47.511		160-Serie
5	48	BERMUDEZ SANCHEZ, EDGAR	SIN MARCA	47.672	49.087	47.672	MC Terres de Ponent	Protos
6	27	CASTAGNO, ALVARO		48.910	50.033	48.910		160-Serie
7	19	SUMAYA TORRENTE, JOSE MARIA		49.159	50.580	49.159		160-Serie
8	73	BERGADA SERRA, LLUC	SIN MARCA	50.378	50.378	1:03.438	Esc. Osona	160-Serie
9	37	GONZALEZ MILLAN, IVAN	SIN MARCA	52.193	52.859	52.193	MC Motoformació	160-Serie
10	62	PEÑAFIEL ITURRALDE, RUBEN	IMR	52.201	52.222	52.201	Mc Vendrell	Mini-Pit 2
11	26	PRIETO VICTORIA, IVAN	SIN MARCA	52.356	55.173	52.356	Pm Figueres	Protos
12	11	BORRELL RUE, IAN	MALCOR R	54.626	56.291	54.626	CEP 100xHora	Mini-Pit 2

Copa Catalana Supermotard - El Pla

Ordenat per la volta més ràpida

Pit Bikes PROTOS/SERIES/MINI

Karting El Pla de Sant Tirs 1,000 km

Entrenaments Qualificatius 1

19/09/2021 10:30

Classificació (10:00 Temps) started at 10:28:53

posició	Nº	Nom	Millor Tm	Dif	Diferència	En volta	Club	classe
1	119	PEREZ ROMERO, MIGUEL ANGEL	46.174			10	MC Motoformació	Protos
2	9	LOZA CABRERA, ALEX	46.727	0.553	0.553	11	Independiente	160-Serie
3	2	MAZA, SERGI	47.118	0.944	0.391	9		160-Serie
4	89	PLASENCIA SERRANO, JOEL	47.818	1.644	0.700	8		160-Serie
5	48	BERMUDEZ SANCHEZ, EDGAR	49.087	2.913	1.269	9	MC Terres de Ponent	Protos
6	27	CASTAGNO, ALVARO	50.033	3.859	0.946	9		160-Serie
7	73	BERGADA SERRA, LLUC	50.378	4.204	0.345	7	Esc. Osona	160-Serie
8	19	SUMAYA TORRENTE, JOSE MARIA	50.580	4.406	0.202	6		160-Serie
9	62	PEÑAFIEL ITURRALDE, RUBEN	52.222	6.048	1.642	4	Mc Vendrell	Mini-Pit 2
10	37	GONZALEZ MILLAN, IVAN	52.859	6.685	0.637	6	MC Motoformació	160-Serie
11	26	PRIETO VICTORIA, IVAN	55.173	8.999	2.314	6	Pm Figueres	Protos
12	11	BORRELL RUE, IAN	56.291	10.117	1.118	6	CEP 100xHora	Mini-Pit 2

Copa Catalana Supermotard - El Pla

Pit Bikes PROTOS/SERIES/MINI

Karting El Pla de Sant Tirs 1,000 km

Entrenaments Qualificatius 1

19/09/2021 10:30

Classificació (10:00 Temps) started at 10:28:53

Lap	Lap Tm	Diff	Time of Day
(119) PEREZ ROMERO, MIGUEL ANGEL			
1	56.163	+9.989	10:30:06.199
2	54.764	+8.590	10:31:00.963
3	48.404	+2.230	10:31:49.367
4	46.551	+0.377	10:32:35.918
5	46.591	+0.417	10:33:22.509
6	47.675	+1.501	10:34:10.184
7	46.320	+0.146	10:34:56.504
8	50.613	+4.439	10:35:47.117
9	48.986	+2.812	10:36:36.103
10	46.174		10:37:22.277
11	46.309	+0.135	10:38:08.586
12	46.535	+0.361	10:38:55.121

Lap	Lap Tm	Diff	Time of Day
(9) LOZA CABRERA, ALEX			
1	56.602	+9.875	10:30:07.814
2	53.351	+6.624	10:31:01.165
3	48.818	+2.091	10:31:49.983
4	48.753	+2.026	10:32:38.736
5	1:00.053	+13.326	10:33:38.789
6	1:17.735	+31.008	10:34:56.524
7	50.405	+3.678	10:35:46.929
8	48.064	+1.337	10:36:34.993
9	47.153	+0.426	10:37:22.146
10	46.959	+0.232	10:38:09.105
11	46.727		10:38:55.832

Lap	Lap Tm	Diff	Time of Day
(2) MAZA, SERGI			
1	53.851	+6.733	10:29:55.700
2	49.874	+2.756	10:30:45.574
3	48.532	+1.414	10:31:34.106
4	48.659	+1.541	10:32:22.765
5	47.592	+0.474	10:33:10.357
6	47.763	+0.645	10:33:58.120
7	47.671	+0.553	10:34:45.791
8	47.875	+0.757	10:35:33.666
9	47.118		10:36:20.784
10	47.761	+0.643	10:37:08.545
11	2:39.633	+1:52.515	10:39:48.178

Lap	Lap Tm	Diff	Time of Day
(89) PLASENCIA SERRANO, JOEL			
1	58.790	+10.972	10:30:03.951
2	56.978	+9.160	10:31:00.929
3	53.276	+5.458	10:31:54.205
4	51.541	+3.723	10:32:45.746
5	50.823	+3.005	10:33:36.569
6	49.662	+1.844	10:34:26.231
7	48.319	+0.501	10:35:14.550
8	47.818		10:36:02.368
9	1:25.702	+37.884	10:37:28.070
10	48.796	+0.978	10:38:16.866
11	48.560	+0.742	10:39:05.426

Lap	Lap Tm	Diff	Time of Day
(48) BERMUDEZ SANCHEZ, EDGAR			
1	55.679	+6.592	10:30:07.354
2	52.136	+3.049	10:30:59.490
3	50.834	+1.747	10:31:50.324
4	50.803	+1.716	10:32:41.127
5	1:05.062	+15.975	10:33:46.189
6	55.094	+6.007	10:34:41.283
7	49.565	+0.478	10:35:30.848
8	52.111	+3.024	10:36:22.959
9	49.087		10:37:12.046
10	49.598	+0.511	10:38:01.644
11	49.420	+0.333	10:38:51.064

Lap	Lap Tm	Diff	Time of Day
(27) CASTAGNO, ALVARO			
1	1:05.061	+15.028	10:30:20.433
2	58.254	+8.221	10:31:18.687
3	54.273	+4.240	10:32:12.960
4	52.375	+2.342	10:33:05.335
5	53.403	+3.370	10:33:58.738
6	1:02.960	+12.927	10:35:01.698
7	50.920	+0.887	10:35:52.618
8	50.649	+0.616	10:36:43.267
9	50.033		10:37:33.300
10	1:17.011	+26.978	10:38:50.311
11	53.114	+3.081	10:39:43.425

Lap	Lap Tm	Diff	Time of Day
(73) BERGADA SERRA, LLUC			
1	59.746	+9.368	10:30:36.007
2	53.688	+3.310	10:31:29.695
3	54.973	+4.595	10:32:24.668
4	51.311	+0.933	10:33:15.979
5	50.875	+0.497	10:34:06.854
6	53.184	+2.806	10:35:00.038
7	50.378		10:35:50.416
8	55.755	+5.377	10:36:46.171
9	59.129	+8.751	10:37:45.300
10	50.686	+0.308	10:38:35.986
11	51.039	+0.661	10:39:27.025

Lap	Lap Tm	Diff	Time of Day
(19) SUMAYA TORRENTE, JOSE MARIA			
1	58.781	+8.201	10:34:17.230
2	52.988	+2.408	10:35:10.218
3	51.237	+0.657	10:36:01.455
4	51.387	+0.807	10:36:52.842
5	50.642	+0.062	10:37:43.484
6	50.580		10:38:34.064
7	59.312	+8.732	10:39:33.376

Lap	Lap Tm	Diff	Time of Day
(62) PEÑAFIEL ITURRALDE, RUBEN			
1	1:03.746	+11.524	10:30:09.669
2	53.518	+1.296	10:31:03.187
3	54.251	+2.029	10:31:57.438
4	52.222		10:32:49.660
5	52.714	+0.492	10:33:42.374
6	52.463	+0.241	10:34:34.837

Lap	Lap Tm	Diff	Time of Day
(37) GONZALEZ MILLAN, IVAN			
1	1:04.875	+12.016	10:30:20.946
2	56.074	+3.215	10:31:17.020
3	54.028	+1.169	10:32:11.048
4	53.923	+1.064	10:33:04.971
5	53.574	+0.715	10:33:58.545
6	52.859		10:34:51.404
7	53.921	+1.062	10:35:45.325
8	54.116	+1.257	10:36:39.441
9	53.643	+0.784	10:37:33.084
10	53.779	+0.920	10:38:26.863
11	53.237	+0.378	10:39:20.100

Lap	Lap Tm	Diff	Time of Day
(26) PRIETO VICTORIA, IVAN			
1	1:10.515	+15.342	10:30:25.615
2	1:01.591	+6.418	10:31:27.206
3	1:01.939	+6.766	10:32:29.145
4	1:01.277	+6.104	10:33:30.422
5	56.436	+1.263	10:34:26.858
6	55.173		10:35:22.031
7	56.380	+1.207	10:36:18.411
8	58.494	+3.321	10:37:16.905

Lap	Lap Tm	Diff	Time of Day
9	57.597	+2.424	10:38:14.502
10	55.212	+0.039	10:39:09.714

Lap	Lap Tm	Diff	Time of Day
(11) BORRELL RUE, IAN			
1	59.451	+3.160	10:30:03.246
2	57.597	+1.306	10:31:00.843
3	57.723	+1.432	10:31:58.566
4	57.172	+0.881	10:32:55.738
5	58.012	+1.721	10:33:53.750
6	56.291		10:34:50.041
7	56.819	+0.528	10:35:46.860
8	56.994	+0.703	10:36:43.854
9	57.180	+0.889	10:37:41.034
10	57.273	+0.982	10:38:38.307
11	56.899	+0.608	10:39:35.206

Copa Catalana Supermotard - El Pla

Ordenat per la volta més ràpida

Pit Bikes PROTOS/SERIES/MINI

Karting El Pla de Sant Tirs 1,000 km

Entrenaments Qualificatius 2

19/09/2021 11:15

Classificació (10:00 Temps) started at 11:15:31

posició	Nº	Nom	Millor Tm	Dif	Diferència	En volta	Club	classe
1	119	PEREZ ROMERO, MIGUEL ANGEL	45.395			5	MC Motoformació	Protos
2	2	MAZA, SERGI	45.983	0.588	0.588	12		160-Serie
3	9	LOZA CABRERA, ALEX	45.998	0.603	0.015	5	Independiente	160-Serie
4	89	PLASENCIA SERRANO, JOEL	47.511	2.116	1.513	8		160-Serie
5	48	BERMUDEZ SANCHEZ, EDGAR	47.672	2.277	0.161	4	MC Terres de Ponent	Protos
6	27	CASTAGNO, ALVARO	48.910	3.515	1.238	10		160-Serie
7	19	SUMAYA TORRENTE, JOSE MARIA	49.159	3.764	0.249	7		160-Serie
8	37	GONZALEZ MILLAN, IVAN	52.193	6.798	3.034	8	MC Motoformació	160-Serie
9	62	PEÑAFIEL ITURRALDE, RUBEN	52.201	6.806	0.008	8	Mc Vendrell	Mini-Pit 2
10	26	PRIETO VICTORIA, IVAN	52.356	6.961	0.155	11	Pm Figueres	Protos
11	11	BORRELL RUE, IAN	54.626	9.231	2.270	7	CEP 100xHora	Mini-Pit 2
12	73	BERGADA SERRA, LLUC	1:03.438	18.043	8.812	1	Esc. Osona	160-Serie

Copa Catalana Supermotard - El Pla

Pit Bikes PROTOS/SERIES/MINI

Karting El Pla de Sant Tirs 1,000 km

Entrenaments Qualificatius 2

19/09/2021 11:15

Classificació (10:00 Temps) started at 11:15:31

Lap	Lap Tm	Diff	Time of Day
(119) PEREZ ROMERO, MIGUEL ANGEL			
1	52.667	+7.272	11:16:50.159
2	50.593	+5.198	11:17:40.752
3	48.953	+3.558	11:18:29.705
4	45.663	+0.268	11:19:15.368
5	45.395		11:20:00.763
6	46.504	+1.109	11:20:47.267
7	45.401	+0.006	11:21:32.668
8	1:13.278	+27.883	11:22:45.946
9	49.549	+4.154	11:23:35.495
10	45.435	+0.040	11:24:20.930
11	47.030	+1.635	11:25:07.960

Lap	Lap Tm	Diff	Time of Day
(2) MAZA, SERGI			
1	52.081	+6.098	11:16:30.617
2	48.158	+2.175	11:17:18.775
3	47.845	+1.862	11:18:06.620
4	47.318	+1.335	11:18:53.938
5	47.534	+1.551	11:19:41.472
6	46.554	+0.571	11:20:28.026
7	47.475	+1.492	11:21:15.501
8	47.988	+2.005	11:22:03.489
9	46.534	+0.551	11:22:50.023
10	46.498	+0.515	11:23:36.521
11	46.190	+0.207	11:24:22.711
12	45.983		11:25:08.694
13	49.682	+3.699	11:25:58.376

Lap	Lap Tm	Diff	Time of Day
(9) LOZA CABRERA, ALEX			
1	52.925	+6.927	11:16:50.786
2	50.712	+4.714	11:17:41.498
3	48.815	+2.817	11:18:30.313
4	46.257	+0.259	11:19:16.570
5	45.998		11:20:02.568
6	46.313	+0.315	11:20:48.881
7	46.767	+0.769	11:21:35.648
8	48.049	+2.051	11:22:23.697
9	47.966	+1.968	11:23:11.663
10	48.161	+2.163	11:23:59.824
11	46.177	+0.179	11:24:46.001
12	46.462	+0.464	11:25:32.463

Lap	Lap Tm	Diff	Time of Day
(89) PLASENCIA SERRANO, JOEL			
1	54.706	+7.195	11:16:42.361
2	50.698	+3.187	11:17:33.059
3	49.829	+2.318	11:18:22.888
4	48.897	+1.386	11:19:11.785
5	48.228	+0.717	11:20:00.013
6	48.696	+1.185	11:20:48.709
7	48.295	+0.784	11:21:37.004
8	47.511		11:22:24.515
9	49.041	+1.530	11:23:13.556
10	48.405	+0.894	11:24:01.961
11	49.176	+1.665	11:24:51.137
12	47.901	+0.390	11:25:39.038

Lap	Lap Tm	Diff	Time of Day
(48) BERMUDEZ SANCHEZ, EDGAR			
1	51.226	+3.554	11:16:45.745
2	50.318	+2.646	11:17:36.063
3	48.446	+0.774	11:18:24.509
4	47.672		11:19:12.181
5	52.896	+5.224	11:20:05.077
6	48.364	+0.692	11:20:53.441
7	48.388	+0.716	11:21:41.829
8	48.272	+0.600	11:22:30.101

Lap	Lap Tm	Diff	Time of Day
9	57.739	+10.067	11:23:27.840
10	47.918	+0.246	11:24:15.758
11	48.377	+0.705	11:25:04.135
12	57.280	+9.608	11:26:01.415

Lap	Lap Tm	Diff	Time of Day
(27) CASTAGNO, ALVARO			
1	53.823	+4.913	11:16:35.869
2	50.255	+1.345	11:17:26.124
3	49.674	+0.764	11:18:15.798
4	49.572	+0.662	11:19:05.370
5	49.379	+0.469	11:19:54.749
6	49.782	+0.872	11:20:44.531
7	49.719	+0.809	11:21:34.250
8	50.062	+1.152	11:22:24.312
9	49.821	+0.911	11:23:14.133
10	48.910		11:24:03.043
11	51.025	+2.115	11:24:54.068
12	49.396	+0.486	11:25:43.464

Lap	Lap Tm	Diff	Time of Day
(19) SUMAYA TORRENTE, JOSE MARIA			
1	51.976	+2.817	11:16:33.226
2	50.501	+1.342	11:17:23.727
3	50.002	+0.843	11:18:13.729
4	49.667	+0.508	11:19:03.396
5	49.479	+0.320	11:19:52.875
6	49.919	+0.760	11:20:42.794
7	49.159		11:21:31.953
8	49.946	+0.787	11:22:21.899
9	49.611	+0.452	11:23:11.510
10	50.245	+1.086	11:24:01.755
11	49.408	+0.249	11:24:51.163
12	49.470	+0.311	11:25:40.633

Lap	Lap Tm	Diff	Time of Day
(37) GONZALEZ MILLAN, IVAN			
1	56.861	+4.668	11:16:44.930
2	55.377	+3.184	11:17:40.307
3	53.241	+1.048	11:18:33.548
4	54.240	+2.047	11:19:27.788
5	52.635	+0.442	11:20:20.423
6	52.195	+0.002	11:21:12.618
7	53.119	+0.926	11:22:05.737
8	52.193		11:22:57.930
9	54.670	+2.477	11:23:52.600

Lap	Lap Tm	Diff	Time of Day
(62) PEÑAFIEL ITURRALDE, RUBEN			
1	56.075	+3.874	11:16:39.302
2	1:02.138	+9.937	11:17:41.440
3	52.832	+0.631	11:18:34.272
4	53.720	+1.519	11:19:27.992
5	52.556	+0.355	11:20:20.548
6	52.275	+0.074	11:21:12.823
7	53.040	+0.839	11:22:05.863
8	52.201		11:22:58.064

Lap	Lap Tm	Diff	Time of Day
(26) PRIETO VICTORIA, IVAN			
1	1:02.914	+10.558	11:16:48.989
2	1:00.778	+8.422	11:17:49.767
3	57.333	+4.977	11:18:47.100
4	55.188	+2.832	11:19:42.288
5	53.650	+1.294	11:20:35.938
6	54.025	+1.669	11:21:29.963
7	58.098	+5.742	11:22:28.061
8	54.248	+1.892	11:23:22.309
9	58.026	+5.670	11:24:20.335
10	53.009	+0.653	11:25:13.344
11	52.356		11:26:05.700

Lap	Lap Tm	Diff	Time of Day
(11) BORRELL RUE, IAN			
1	58.191	+3.565	11:16:39.292
2	57.983	+3.357	11:17:37.275
3	55.401	+0.775	11:18:32.676
4	55.143	+0.517	11:19:27.819
5	55.221	+0.595	11:20:23.040
6	54.964	+0.338	11:21:18.004
7	54.626		11:22:12.630
8	54.748	+0.122	11:23:07.378
9	55.027	+0.401	11:24:02.405
10	54.648	+0.022	11:24:57.053
11	54.833	+0.207	11:25:51.886

Lap	Lap Tm	Diff	Time of Day
(73) BERGADA SERRA, LLUC			
1	1:03.438		11:16:37.403