


## Copa Catalana Supermotard - Mora d'Ebre

PIT BKES PROTOS

Circuit de Mora d'Ebre 1,700 km

Classificació FINAL



Posició	Núm.	Pilot	Llicència	Club	Carrera 1	Carrera 2	Total punts
---------	------	-------	-----------	------	-----------	-----------	-------------

Protos

1	21	BERTA VIÑALES, DEAN	144224-GI	Minimotos Manfer Castelló	25	25	50
2	48	BERMUDEZ SANCHEZ, EDGAR	884152-B	MC Terres de Ponent	20	20	40
3	92	PAREJA, FERRAN	884680-B	MC Circuit Móra	16	16	32
4	74	SANCHEZ PIZARRO, ANGEL	884659-B	MC Circuit Móra	11	13	24
5	26	PRIETO VICTORIA, IVAN	884600-GI	Pm Figueres	10	11	21
6	28	ZAMARRA BERMUDO, ADRIA	884660-B	MC Circuit Móra	13	7	20
7	24	HERAS PASCUAL, ELOY	884571-GI	Pm Figueres	9	10	19
8	39	BARRIONUEVO GARCIA, JERONI	884574-GI	Pm Figueres	8	9	17
9	7	MEDRANO, JAVIER	884605-B	Mc Motoformacio	7	8	15

160-Serie

1	2	MAZA SOQUEIRO, SERGI	145070-GI	Minimotos Manfer Castelló	25	25	50
2	19	SUMALLA TORRENTE, JOSE M	884569-L	Mc Lleida	20	20	40
3	73	BERGADA SERRA, LLUC	144449-B	Esc. Osona	16	16	32
4	27	CASTAGNO, ALVARO	884080-B		13	13	26
5	37	GONZALEZ MILLAN, IVAN	884501-B	MC Motoformació	11	11	22

## Copa Catalana Supermotard - Mora d'Ebre

classificat per voltes

PIT BKES PROTOS

Circuit de Mora d'Ebre 1,700 km

Carrera - Primera Màniga

14/03/2021 12:45

Cursa (12:00 i 2 Voltes) started at 13:28:03

Posició	Nº	Nom	Llicència	Voltes	Total Ts	Dif	Clu□	Punts
1	21	BERTA VIÑALES, DEAN	144224-GI	15	14:52.438		Minimotos Manfer Castelló	25
2	2	MAZA SOQUEIRO, SERGI	145070-GI	15	15:01.750	9.312	Minimotos Manfer Castelló	25
3	48	BERMUDEZ SANCHEZ, EDGAR	884152-B	15	15:05.619	13.181	MC Terres de Ponent	20
4	92	PAREJA, FERRAN	884680-B	15	15:12.380	19.942	MC Circuit Móra	16
5	28	ZAMARRA BERMUDO, ADRIA	884660-B	15	15:13.580	21.142	MC Circuit Móra	13
6	19	SUMALLA TORRENTE, JOSE M	884569-L	15	15:36.520	44.082	Mc Lleida	20
7	74	SANCHEZ PIZARRO, ANGEL	884659-B	15	15:39.772	47.334	MC Circuit Móra	11
8	73	BERGADA SERRA, LLUC	144449-B	15	15:41.354	48.916	Esc. Osona	16
9	26	PRIETO VICTORIA, IVAN	884600-GI	14	15:08.573	1 Volta	Pm Figueres	10
10	24	HERAS PASCUAL, ELOY	884571-GI	14	15:12.223	1 Volta	Pm Figueres	9
11	39	BARRIONUEVO GARCIA, JERONI	884574-GI	14	15:13.988	1 Volta	Pm Figueres	8
12	27	CASTAGNO, ALVARO	884080-B	14	15:14.563	1 Volta		13
13	7	MEDRANO, JAVIER	884605-B	14	15:42.379	1 Volta	Mc Motoformacio	7
14	37	GONZALEZ MILLAN, IVAN	884501-B	13	14:59.389	2 Voltes	MC Motoformació	11

Marge de victòria

Velocitat mitja

Millor temps de volta

Millor vel.

Millor volta per

9.312

102,864

58.427

104,746


21 - BERTA VIÑALES, DEAN

Cap de cronometratge / Director de Cursa / President del Jurat

Orbits

**Copa Catalana Supermotard - Mora d'Ebre**

classificat per voltes

<b>PIT BKES PROTOS</b>	<b>Circuit de Mora d'Ebre 1,700 km</b>	
<b>Carrera - Primera Màniga</b>	<b>14/03/2021 12:45</b>	
<b>Cursa (12:00 i 2 Voltes) started at 13:28:03</b>		

Posició	Nº	Nom	Llicència	Voltes	Total Ts	Dif	Clu	Punts
<b>Protos</b>								
1	21	BERTA VIÑALES, DEAN	144224-GI	15	14:52.438		Minimotos Manfer Castelló	25
2	48	BERMUDEZ SANCHEZ, EDGAR	884152-B	15	15:05.619	13.181	MC Terres de Ponent	20
3	92	PAREJA, FERRAN	884680-B	15	15:12.380	19.942	MC Circuit Móra	16
4	28	ZAMARRA BERMUDO, ADRIA	884660-B	15	15:13.580	21.142	MC Circuit Móra	13
5	74	SANCHEZ PIZARRO, ANGEL	884659-B	15	15:39.772	47.334	MC Circuit Móra	11
6	26	PRIETO VICTORIA, IVAN	884600-GI	14	15:08.573	1 Volta	Pm Figueres	10
7	24	HERAS PASCUAL, ELOY	884571-GI	14	15:12.223	1 Volta	Pm Figueres	9
8	39	BARRIONUEVO GARCIA, JERONI	884574-GI	14	15:13.988	1 Volta	Pm Figueres	8
9	7	MEDRANO, JAVIER	884605-B	14	15:42.379	1 Volta	Mc Motoformació	7
<b>160-Serie</b>								
1	2	MAZA SOQUEIRO, SERGI	145070-GI	15	15:01.750		Minimotos Manfer Castelló	25
2	19	SUMALLA TORRENTE, JOSE M	884569-L	15	15:36.520	34.770	Mc Lleida	20
3	73	BERGADA SERRA, LLUC	144449-B	15	15:41.354	39.604	Esc. Osona	16
4	27	CASTAGNO, ALVARO	884080-B	14	15:14.563	1 Volta		13
5	37	GONZALEZ MILLAN, IVAN	884501-B	13	14:59.389	2 Voltes	MC Motoformació	11

<b>Marge de victòria</b>	<b>Velocitat mitja</b>	<b>Millor temps de volta</b>	<b>Millor vel.</b>	<b>Millor volta per</b>
9.312	102,864	58.427	104,746	21 - BERTA VIÑALES, DEAN

Cap de cronometratge / Director de Cursa / President del Jurat Orbits

## Copa Catalana Supermotard - Mora d'Ebre

Volta a volta

**PIT BKES PROTOS**

Circuit de Mora d'Ebre 1,700 km

**Carrera - Primera Màniga**

14/03/2021 12:45

**Cursa (12:00 i 2 Voltes) started at 13:28:03**

**Competidors**

**Voltes**

	0	1	2	3	4	5	6	7	8	9	10	11	12	13	14	15
1 MAZA SOQUEIRO, SERGI □□	2	48	48	48	48	21	21	21	21	21	21	21	21	21	21	21
2 PAREJA, FERRAN □2□	92	92	92	2	21	48	48	48	2	2	2	2	2	2	2	2
3 SANCHEZ PIZARRO, ANGEL □4□	74	2	2	21	2	2	2	2	48	48	48	48	48	48	48	48
4 BERMUDEZ SANCHEZ, EDGAR □8□	48	74	21	92	92	92	92	92	92	92	92	92	92	28	28	92
5 SUMALLA TORRENTE, JOSE M □9□	19	21	28	28	28	28	28	28	28	28	28	28	28	92	92	28
6 BERTA VIÑALES, DEAN □1□	21	28	74	74	74	74	74	19	19	19	19	19	19	19	19	19
7 ZAMARRA BERMUDO, ADRIA □8□	28	19	19	19	19	19	19	74	74	74	74	74	74	74	74	74
8 BERGADA SERRA, LLUC □3□	73	73	73	73	73	73	73	73	73	73	73	73	73	73	73	73
9 HERAS PASCUAL, ELOY □4□	24	27	27	27	27	27	26	26	26	26	26	26	26	26	26	26
10 CASTAGNO, ALVARO □7□	27	24	24	24	24	26	27	27	27	27	27	39	39	39	24	24
11 BARRIONUEVO GARCIA, JERONI □9□	39	26	39	39	26	24	24	39	39	39	39	27	24	24	39	39
12 PRIETO VICTORIA, IVAN □6□	26	39	26	26	39	39	39	24	24	24	24	24	27	27	27	27
13 GONZALEZ MILLAN, IVAN □7□	37	37	37	37	7	7	7	7	7	7	7	7	7	7	7	7
14 MEDRANO, JAVIER □□	7	7	7	7	37	37	37	37	37	37	37	37	37	37	37	37

Cap de cronometratge / Director de Cursa / President del Jurat

Orbits

## Copa Catalana Supermotard - Mora d'Ebre

PIT BKES PROTOS

Circuit de Mora d'Ebre 1,700 km

Carrera - Primera Màniga

14/03/2021 12:45

Cursa (12:00 i 2 Voltes) started at 13:28:03

Lap	Lap Tm	Diff	Time of Day
<b>01</b> CBERTA VIÑALES, DEAN			
1	1:06.449	0.022	3:29:12.155
2	59.285	0.858	3:30:11.440
3	59.521	0.094	3:31:10.961
4	58.445	0.018	3:32:09.406
5	58.633	0.206	3:33:08.039
6	58.449	0.022	3:34:06.488
7	58.811	0.384	3:35:05.299
8	59.267	0.840	3:36:04.566
9	58.898	0.471	3:37:03.464
10	58.427		3:38:01.891
11	58.539	0.112	3:39:00.430
12	59.289	0.862	3:39:59.719
13	58.481	0.054	3:40:58.200
14	58.453	0.026	3:41:56.653
15	59.377	0.950	3:42:56.030
<b>02</b> MAZA SOQUEIRO, SERGI			
1	1:05.067	0.031	3:29:10.413
2	1:00.346	0.310	3:30:10.759
3	59.311	0.275	3:31:10.070
4	59.645	0.609	3:32:09.715
5	59.424	0.388	3:33:09.139
6	59.662	0.626	3:34:08.801
7	59.471	0.435	3:35:08.272
8	1:00.165	0.129	3:36:08.437
9	59.655	0.619	3:37:08.092
10	59.523	0.487	3:38:07.615
11	59.284	0.248	3:39:06.899
12	59.036		3:40:05.935
13	59.706	0.670	3:41:05.641
14	59.985	0.949	3:42:05.626
15	59.716	0.680	3:43:05.342
<b>03</b> BERMUDEZ SANCHEZ, EDGAR			
1	1:03.880	0.473	3:29:09.498
2	59.565	0.158	3:30:09.063
3	59.884	0.477	3:31:08.947
4	59.622	0.215	3:32:08.569
5	59.831	0.424	3:33:08.400
6	59.407		3:34:07.807
7	59.422	0.015	3:35:07.229
8	1:01.879	0.272	3:36:09.108
9	59.818	0.411	3:37:08.926
10	59.736	0.329	3:38:08.662
11	59.789	0.382	3:39:08.451
12	59.823	0.416	3:40:08.274
13	1:00.849	0.442	3:41:09.123
14	59.904	0.497	3:42:09.027
15	1:00.184	0.777	3:43:09.211
<b>04</b> PAREJA, FERRAN			
1	1:04.711	0.739	3:29:10.117
2	1:00.447	0.475	3:30:10.564
3	1:00.765	0.793	3:31:11.329
4	1:00.222	0.250	3:32:11.551
5	1:00.437	0.465	3:33:11.988
6	1:00.453	0.481	3:34:12.441
7	1:00.510	0.538	3:35:12.951
8	1:00.976	0.004	3:36:13.927
9	1:00.893	0.921	3:37:14.820
10	1:00.392	0.420	3:38:15.212
11	1:00.285	0.313	3:39:15.497
12	1:00.070	0.098	3:40:15.567
13	1:00.146	0.174	3:41:15.713

Lap	Lap Tm	Diff	Time of Day
14	59.972		3:42:15.685
15	1:00.287	0.315	3:43:15.972
<b>05</b> ZAMARRA BERMUDO, ADRIA			
1	1:06.428	0.790	3:29:12.187
2	1:02.312	0.674	3:30:14.499
3	1:00.211	0.573	3:31:14.710
4	1:00.087	0.449	3:32:14.797
5	1:00.253	0.615	3:33:15.050
6	59.882	0.244	3:34:14.932
7	1:00.135	0.497	3:35:15.067
8	1:00.214	0.576	3:36:15.281
9	1:00.554	0.916	3:37:15.835
10	1:00.484	0.846	3:38:16.319
11	59.676	0.038	3:39:15.995
12	59.876	0.238	3:40:15.871
13	59.806	0.168	3:41:15.677
14	59.638		3:42:15.315
15	1:01.857	0.219	3:43:17.172
<b>06</b> SUMALLA TORRENTE, JOSE M			
1	1:06.539	0.480	3:29:12.217
2	1:03.210	0.151	3:30:15.427
3	1:01.512	0.453	3:31:16.939
4	1:01.059		3:32:17.998
5	1:01.163	0.104	3:33:19.161
6	1:03.520	0.461	3:34:22.681
7	1:01.474	0.415	3:35:24.155
8	1:01.824	0.765	3:36:25.979
9	1:01.978	0.919	3:37:27.957
10	1:01.484	0.425	3:38:29.441
11	1:02.073	0.104	3:39:31.514
12	1:02.237	0.178	3:40:33.751
13	1:02.052	0.993	3:41:35.803
14	1:02.190	0.131	3:42:37.993
15	1:02.119	0.060	3:43:40.112
<b>07</b> SANCHEZ PIZARRO, ANGEL			
1	1:06.552	0.284	3:29:12.045
2	1:02.463	0.195	3:30:14.508
3	1:01.505	0.237	3:31:16.013
4	1:01.520	0.252	3:32:17.533
5	1:01.268		3:33:18.801
6	1:03.549	0.281	3:34:22.350
7	1:03.187	0.919	3:35:25.537
8	1:02.641	0.373	3:36:28.178
9	1:02.627	0.359	3:37:30.805
10	1:02.331	0.063	3:38:33.136
11	1:02.996	0.728	3:39:36.132
12	1:02.343	0.075	3:40:38.475
13	1:01.704	0.436	3:41:40.179
14	1:01.796	0.528	3:42:41.975
15	1:01.389	0.121	3:43:43.364
<b>08</b> BERGADA SERRA, LLUC			
1	1:06.868	0.709	3:29:12.711
2	1:03.129	0.970	3:30:15.840
3	1:02.045	0.886	3:31:17.885
4	1:01.159		3:32:19.044
5	1:01.499	0.340	3:33:20.543
6	1:02.415	0.256	3:34:22.958
7	1:02.879	0.720	3:35:25.837
8	1:02.542	0.383	3:36:28.379
9	1:02.681	0.522	3:37:31.060
10	1:02.269	0.110	3:38:33.329
11	1:03.107	0.948	3:39:36.436

Lap	Lap Tm	Diff	Time of Day
12	1:03.814	0.655	3:40:40.250
13	1:01.752	0.593	3:41:42.002
14	1:01.588	0.429	3:42:43.590
15	1:01.356	0.197	3:43:44.946
<b>09</b> PRIETO VICTORIA, IVAN			
1	1:09.269	0.016	3:29:16.381
2	1:06.485	0.232	3:30:22.866
3	1:05.379	0.126	3:31:28.245
4	1:04.344	0.091	3:32:32.589
5	1:03.977	0.724	3:33:36.566
6	1:03.582	0.329	3:34:40.148
7	1:03.629	0.376	3:35:43.777
8	1:03.265	0.012	3:36:47.042
9	1:03.253		3:37:50.295
10	1:03.631	0.378	3:38:53.926
11	1:05.233	0.980	3:39:59.159
12	1:04.160	0.907	3:41:03.319
13	1:03.723	0.470	3:42:07.042
14	1:05.123	0.870	3:43:12.165
<b>10</b> HERAS PASCUAL, ELOY			
1	1:08.898	0.808	3:29:15.213
2	1:04.723	0.633	3:30:19.936
3	1:05.596	0.506	3:31:25.532
4	1:06.895	0.805	3:32:32.427
5	1:05.383	0.293	3:33:37.810
6	1:04.161	0.071	3:34:41.971
7	1:05.193	0.103	3:35:47.164
8	1:04.121	0.031	3:36:51.285
9	1:04.593	0.503	3:37:55.878
10	1:05.762	0.672	3:39:01.640
11	1:04.175	0.085	3:40:05.815
12	1:03.746	0.656	3:41:09.561
13	1:03.164	0.074	3:42:12.725
14	1:03.090		3:43:15.815
<b>11</b> BARRIONUEVO GARCIA, JERONI			
1	1:09.310	0.372	3:29:16.417
2	1:06.220	0.282	3:30:22.637
3	1:05.483	0.545	3:31:28.120
4	1:05.693	0.755	3:32:33.813
5	1:04.184	0.246	3:33:37.997
6	1:04.061	0.123	3:34:42.058
7	1:04.397	0.459	3:35:46.455
8	1:04.492	0.554	3:36:50.947
9	1:04.327	0.389	3:37:55.274
10	1:04.768	0.830	3:39:00.042
11	1:04.001	0.063	3:40:04.043
12	1:04.035	0.097	3:41:08.078
13	1:03.938		3:42:12.016
14	1:05.564	0.626	3:43:17.580
<b>12</b> CASTAGNO, ALVARO			
1	1:08.027	0.191	3:29:14.583
2	1:04.990	0.154	3:30:19.573
3	1:05.471	0.635	3:31:25.044
4	1:05.509	0.673	3:32:30.553
5	1:05.193	0.357	3:33:35.746
6	1:05.591	0.755	3:34:41.337
7	1:05.004	0.168	3:35:46.341
8	1:04.182	0.346	3:36:50.523
9	1:04.098	0.262	3:37:54.621
10	1:04.920	0.084	3:38:59.541
11	1:05.531	0.695	3:40:05.072
12	1:04.994	0.158	3:41:10.066

Cap de cronometratge / Director de Cursa / President del Jurat

Orbits

## Copa Catalana Supermotard - Mora d'Ebre

PIT BKES PROTOS

Circuit de Mora d'Ebre 1,700 km

Carrera - Primera Màniga

14/03/2021 12:45

Cursa (12:00 i 2 Voltes) started at 13:28:03

Lap	Lap Tm	Diff	Time of Day
13	<b>1:03.836</b>		13:42:13.902
14	<b>1:04.253</b>	00.417	13:43:18.155

06 MEDRANO, JAVIER

Lap	Lap Tm	Diff	Time of Day
1	<b>1:09.714</b>	04.632	13:29:19.520
2	<b>1:08.404</b>	03.322	13:30:27.924
3	<b>1:08.422</b>	03.340	13:31:36.346
4	<b>1:07.396</b>	02.314	13:32:43.742
5	<b>1:05.123</b>	00.041	13:33:48.865
6	<b>1:05.849</b>	00.767	13:34:54.714
7	<b>1:05.737</b>	00.655	13:36:00.451
8	<b>1:10.371</b>	05.289	13:37:10.822
9	<b>1:06.681</b>	01.599	13:38:17.503
10	<b>1:05.452</b>	00.370	13:39:22.955
11	<b>1:05.596</b>	00.514	13:40:28.551
12	<b>1:05.082</b>		13:41:33.633
13	<b>1:05.227</b>	00.145	13:42:38.860
14	<b>1:07.111</b>	02.029	13:43:45.971

07 GONZALEZ MILLAN, IVAN

Lap	Lap Tm	Diff	Time of Day
1	<b>1:11.353</b>	03.062	13:29:18.700
2	<b>1:09.008</b>	00.717	13:30:27.708
3	<b>1:08.452</b>	00.161	13:31:36.160
4	<b>1:08.967</b>	00.676	13:32:45.127
5	<b>1:08.299</b>	00.008	13:33:53.426
6	<b>1:08.583</b>	00.292	13:35:02.009
7	<b>1:09.398</b>	01.107	13:36:11.407
8	<b>1:08.859</b>	00.568	13:37:20.266
9	<b>1:08.751</b>	00.460	13:38:29.017
10	<b>1:08.377</b>	00.086	13:39:37.394
11	<b>1:08.785</b>	00.494	13:40:46.179
12	<b>1:08.291</b>		13:41:54.470
13	<b>1:08.511</b>	00.220	13:43:02.981

Cap de cronometratge / Director de Cursa / President del Jurat

Orbits

## Copa Catalana Supermotard - Mora d'Ebre

classificat per voltes

PIT BKES PROTOS

Circuit de Mora d'Ebre 1,700 km

Carrera - Segona Màniga

14/03/2021 14:25

Cursa (12:00 i 2 Voltes) started at 15:26:37

Posició	Nº	Nom	Llicència	Voltes	Total Ts	Dif	Clu□	Punts
1	21	BERTA VIÑALES, DEAN	144224-GI	15	14:46.268		Minimotos Manfer Castelló	25
2	2	MAZA SOQUEIRO, SERGI	145070-GI	15	14:59.155	12.887	Minimotos Manfer Castelló	25
3	48	BERMUDEZ SANCHEZ, EDGAR	884152-B	15	15:04.844	18.576	MC Terres de Ponent	20
4	92	PAREJA, FERRAN	884680-B	15	15:09.507	23.239	MC Circuit Móra	16
5	19	SUMALLA TORRENTE, JOSE M	884569-L	15	15:20.269	34.001	Mc Lleida	20
6	73	BERGADA SERRA, LLUC	144449-B	15	15:22.547	36.279	Esc. Osona	16
7	74	SANCHEZ PIZARRO, ANGEL	884659-B	15	15:43.890	57.622	MC Circuit Móra	13
8	26	PRIETO VICTORIA, IVAN	884600-GI	14	14:57.014	1 Volta	Pm Figueres	11
9	24	HERAS PASCUAL, ELOY	884571-GI	14	15:04.983	1 Volta	Pm Figueres	10
10	27	CASTAGNO, ALVARO	884080-B	14	15:09.862	1 Volta		13
11	39	BARRIONUEVO GARCIA, JERONI	884574-GI	14	15:27.419	1 Volta	Pm Figueres	9
12	7	MEDRANO, JAVIER	884605-B	14	15:39.548	1 Volta	Mc Motoformacio	8
13	37	GONZALEZ MILLAN, IVAN	884501-B	14	15:48.082	1 Volta	MC Motoformació	11
14	28	ZAMARRA BERMUDO, ADRIA	884660-B	13	14:49.496	2 Voltes	MC Circuit Móra	7

Marge de victòria

Velocitat mitja

Millor temps de volta

Millor vel.

Millor volta per

12.887

103,580

57.997

105,523

21 - BERTA VIÑALES, DEAN

Cap de cronometratge / Director de Cursa / President del Jurat

Orbits

## Copa Catalana Supermotard - Mora d'Ebre

classificat per voltes

PIT BKES PROTOS

Circuit de Mora d'Ebre 1,700 km

Carrera - Segona Màniga

14/03/2021 14:25

Cursa (12:00 i 2 Voltes) started at 15:26:37

ició	Nº	Nom	Llicència	Voltes	Total Ts	Dif	Clu□	Punts
Protos								
1	21	BERTA VINALES, DEAN	144224-GI	15	14:46.268		Minimotos Manfer Castelló	25
2	48	BERMUDEZ SANCHEZ, EDGAR	884152-B	15	15:04.844	18.576	MC Terres de Ponent	20
3	92	PAREJA, FERRAN	884680-B	15	15:09.507	23.239	MC Circuit Móra	16
4	74	SANCHEZ PIZARRO, ANGEL	884659-B	15	15:43.890	57.622	MC Circuit Móra	13
5	26	PRIETO VICTORIA, IVAN	884600-GI	14	14:57.014	1 Volta	Pm Figueres	11
6	24	HERAS PASCUAL, ELOY	884571-GI	14	15:04.983	1 Volta	Pm Figueres	10
7	39	BARRIONUEVO GARCIA, JERONI	884574-GI	14	15:27.419	1 Volta	Pm Figueres	9
8	7	MEDRANO, JAVIER	884605-B	14	15:39.548	1 Volta	Mc Motoformacio	8
9	28	ZAMARRA BERMUDO, ADRIA	884660-B	13	14:49.496	2 Voltes	MC Circuit Móra	7
160-Serie								
1	2	MAZA SOQUEIRO, SERGI	145070-GI	15	14:59.155		Minimotos Manfer Castelló	25
2	19	SUMALLA TORRENTE, JOSE M	884569-L	15	15:20.269	21.114	Mc Lleida	20
3	73	BERGADA SERRA, LLUC	144449-B	15	15:22.547	23.392	Esc. Osona	16
4	27	CASTAGNO, ALVARO	884080-B	14	15:09.862	1 Volta		13
5	37	GONZALEZ MILLAN, IVAN	884501-B	14	15:48.082	1 Volta	MC Motoformació	11

Marge de victòria	Velocitat mitja	Millor temps de volta	Millor vel.	Millor volta per
12.887	103,580	57.997	105,523	21 - BERTA VIÑALES, DEAN

Cap de cronometratge / Director de Cursa / President del Jurat

Orbits



## Copa Catalana Supermotard - Mora d'Ebre

Volta a volta

PIT BKES PROTOS

Circuit de Mora d'Ebre 1,700 km

Carrera - Segona Màniga

14/03/2021 14:25

Cursa (12:00 i 2 Voltes) started at 15:26:37

### Competidors

	Voltes															
	0	1	2	3	4	5	6	7	8	9	10	11	12	13	14	15
MAZA SOQUEIRO, SERGI [2]	1	2	92	2	21	21	21	21	21	21	21	21	21	21	21	21
PAREJA, FERRAN [2]	2	92	2	21	2	2	2	2	2	2	2	2	2	2	2	2
BERTA VIÑALES, DEAN [1]	3	21	48	92	48	48	92	48	48	48	48	48	48	48	48	48
BERGADA SERRA, LLUC [3]	4	73	21	48	92	92	48	92	92	92	92	92	92	92	92	92
BERMUDEZ SANCHEZ, EDGAR [8]	5	48	73	28	28	28	28	73	73	73	73	73	19	19	19	19
ZAMARRA BERMUDO, ADRIA [28]	6	28	28	73	73	73	73	19	19	19	19	19	73	73	73	73
SANCHEZ PIZARRO, ANGEL [4]	7	74	19	19	19	19	19	74	74	74	74	74	74	74	74	74
SUMALLA TORRENTE, JOSE M [9]	8	19	74	74	74	74	74	26	26	26	26	26	26	26	26	26
HERAS PASCUAL, ELOY [4]	9	24	27	27	27	27	26	27	27	27	27	27	24	24	24	24
CASTAGNO, ALVARO [7]	10	27	24	24	24	26	27	24	24	24	24	24	27	27	27	27
GONZALEZ MILLAN, IVAN [7]	11	37	26	26	26	24	24	39	39	39	39	39	39	39	39	39
BARRIONUEVO GARCIA, JERONI [9]	12	39	37	37	37	37	39	37	37	37	37	37	7	7	7	7
PRIETO VICTORIA, IVAN [6]	13	26	39	39	39	39	37	7	7	7	7	7	37	37	37	37
MEDRANO, JAVIER [7]	14	7	7	7	7	7	7	28	28	28	28	28	28	28	28	28

Cap de cronometratge / Director de Cursa / President del Jurat

Orbits

## Copa Catalana Supermotard - Mora d'Ebre

PIT BKES PROTOS

Circuit de Mora d'Ebre 1,700 km

Carrera - Segona Màniga

14/03/2021 14:25

Cursa (12:00 i 2 Voltes) started at 15:26:37

Lap	Lap Tm	Diff	Time of Day
<b>01</b> <b>BERTA VIÑALES, DEAN</b>			
1	1:03.434	05.437	15:27:41.657
2	59.853	01.856	15:28:41.510
3	58.463	00.466	15:29:39.973
4	58.339	00.342	15:30:38.312
5	58.294	00.297	15:31:36.606
6	58.359	00.362	15:32:34.965
7	58.625	00.628	15:33:33.590
8	59.098	01.101	15:34:32.688
9	59.240	01.243	15:35:31.928
10	57.997		15:36:29.925
11	58.574	00.577	15:37:28.499
12	58.971	00.974	15:38:27.470
13	58.802	00.805	15:39:26.272
14	58.234	00.237	15:40:24.506
15	59.692	01.695	15:41:24.198

Lap	Lap Tm	Diff	Time of Day
<b>02</b> <b>MAZA SOQUEIRO, SERGI</b>			
1	1:03.164	03.970	15:27:41.094
2	59.798	00.604	15:28:40.892
3	59.460	00.266	15:29:40.352
4	59.438	00.244	15:30:39.790
5	59.508	00.314	15:31:39.298
6	59.749	00.555	15:32:39.047
7	59.557	00.363	15:33:38.604
8	59.331	00.137	15:34:37.935
9	1:00.781	01.587	15:35:38.716
10	59.307	00.113	15:36:38.023
11	59.687	00.493	15:37:37.710
12	59.194		15:38:36.904
13	1:00.287	01.093	15:39:37.191
14	59.554	00.360	15:40:36.745
15	1:00.340	01.146	15:41:37.085

Lap	Lap Tm	Diff	Time of Day
<b>03</b> <b>BERMUDEZ SANCHEZ, EDGAR</b>			
1	1:02.848	03.516	15:27:41.227
2	1:00.702	01.370	15:28:41.929
3	59.540	00.208	15:29:41.469
4	1:00.212	00.880	15:30:41.681
5	1:00.760	01.428	15:31:42.441
6	1:00.100	00.768	15:32:42.541
7	59.928	00.596	15:33:42.469
8	59.332		15:34:41.801
9	59.499	00.167	15:35:41.300
10	1:00.198	00.866	15:36:41.498
11	1:00.164	00.832	15:37:41.662
12	1:00.047	00.715	15:38:41.709
13	1:00.396	01.064	15:39:42.105
14	1:00.173	00.841	15:40:42.278
15	1:00.496	01.164	15:41:42.774

Lap	Lap Tm	Diff	Time of Day
<b>02</b> <b>PAREJA, FERRAN</b>			
1	1:02.791	03.352	15:27:40.869
2	1:00.861	01.422	15:28:41.730
3	1:00.712	01.273	15:29:42.442
4	59.973	00.534	15:30:42.415
5	1:00.017	00.578	15:31:42.432
6	1:00.812	01.373	15:32:43.244
7	1:00.004	00.565	15:33:43.248
8	59.439		15:34:42.687
9	59.981	00.542	15:35:42.668
10	1:01.151	01.712	15:36:43.819
11	1:00.584	01.145	15:37:44.403
12	1:01.180	01.741	15:38:45.583
13	1:00.697	01.258	15:39:46.280

Lap	Lap Tm	Diff	Time of Day
14	1:00.765	01.326	15:40:47.045
15	1:00.392	00.953	15:41:47.437

Lap	Lap Tm	Diff	Time of Day
<b>09</b> <b>SUMALLA TORRENTE, JOSE M</b>			
1	1:05.545	05.414	15:27:44.003
2	1:00.886	00.755	15:28:44.889
3	1:00.620	00.489	15:29:45.509
4	1:01.133	01.002	15:30:46.642
5	1:01.210	01.079	15:31:47.852
6	1:00.616	00.485	15:32:48.468
7	1:00.951	00.820	15:33:49.419
8	1:00.515	00.384	15:34:49.934
9	1:00.858	00.727	15:35:50.792
10	1:00.131		15:36:50.923
11	1:02.021	01.890	15:37:52.944
12	1:00.845	00.714	15:38:53.789
13	1:00.856	00.725	15:39:54.645
14	1:01.418	01.287	15:40:56.063
15	1:02.136	02.005	15:41:58.199

Lap	Lap Tm	Diff	Time of Day
<b>03</b> <b>BERGADA SERRA, LLUC</b>			
1	1:03.932	03.259	15:27:42.309
2	1:00.770	00.097	15:28:43.079
3	1:00.861	00.188	15:29:43.940
4	1:01.005	00.332	15:30:44.945
5	1:00.673		15:31:45.618
6	1:00.968	00.295	15:32:46.586
7	1:00.680	00.007	15:33:47.266
8	1:00.751	00.078	15:34:48.017
9	1:01.264	00.591	15:35:49.281
10	1:00.900	00.227	15:36:50.181
11	1:03.991	03.318	15:37:54.172
12	1:00.846	00.173	15:38:55.018
13	1:01.183	00.510	15:39:56.201
14	1:02.547	01.874	15:40:58.748
15	1:01.729	01.056	15:42:00.477

Lap	Lap Tm	Diff	Time of Day
<b>04</b> <b>SANCHEZ PIZARRO, ANGEL</b>			
1	1:06.503	04.709	15:27:44.959
2	1:04.066	02.272	15:28:49.025
3	1:02.017	00.223	15:29:51.042
4	1:02.164	00.370	15:30:53.206
5	1:01.929	00.135	15:31:55.135
6	1:02.420	00.626	15:32:57.555
7	1:01.794		15:33:59.349
8	1:02.198	00.404	15:35:01.547
9	1:02.678	00.884	15:36:04.225
10	1:03.201	01.407	15:37:07.426
11	1:02.612	00.818	15:38:10.038
12	1:02.419	00.625	15:39:12.457
13	1:02.585	00.791	15:40:15.042
14	1:02.574	00.780	15:41:17.616
15	1:04.204	02.410	15:42:21.820

Lap	Lap Tm	Diff	Time of Day
<b>06</b> <b>PRIETO VICTORIA, IVAN</b>			
1	1:08.643	05.591	15:27:48.271
2	1:03.755	00.703	15:28:52.026
3	1:03.162	00.110	15:29:55.188
4	1:03.942	00.890	15:30:59.130
5	1:03.480	00.428	15:32:02.610
6	1:03.652	00.600	15:33:06.262
7	1:05.467	02.415	15:34:11.729
8	1:03.629	00.577	15:35:15.358
9	1:03.382	00.330	15:36:18.740
10	1:03.052		15:37:21.792
11	1:03.319	00.267	15:38:25.111

Lap	Lap Tm	Diff	Time of Day
12	1:03.231	00.179	15:39:28.342
13	1:03.061	00.009	15:40:31.403
14	1:03.541	00.489	15:41:34.944

Lap	Lap Tm	Diff	Time of Day
<b>04</b> <b>CHERAS PASCUAL, ELOY</b>			
1	1:07.692	04.211	15:27:46.366
2	1:04.701	01.220	15:28:51.067
3	1:03.940	00.459	15:29:55.007
4	1:04.928	01.447	15:30:59.935
5	1:04.408	00.927	15:32:04.343
6	1:04.646	01.165	15:33:08.989
7	1:05.486	02.005	15:34:14.475
8	1:04.165	00.684	15:35:18.640
9	1:04.602	01.121	15:36:23.242
10	1:04.719	01.238	15:37:27.961
11	1:03.871	00.390	15:38:31.832
12	1:03.532	00.051	15:39:35.364
13	1:04.068	00.587	15:40:39.432
14	1:03.481		15:41:42.913

Lap	Lap Tm	Diff	Time of Day
<b>07</b> <b>CASTAGNO, ALVARO</b>			
1	1:07.308	03.381	15:27:46.334
2	1:04.052	00.125	15:28:50.386
3	1:03.927		15:29:54.313
4	1:04.679	00.752	15:30:58.992
5	1:04.629	00.702	15:32:03.621
6	1:04.954	01.027	15:33:08.575
7	1:04.698	00.771	15:34:13.273
8	1:04.854	00.927	15:35:18.127
9	1:04.541	00.614	15:36:22.668
10	1:04.864	00.937	15:37:27.532
11	1:05.934	02.007	15:38:33.466
12	1:05.507	01.580	15:39:38.973
13	1:04.684	00.757	15:40:43.657
14	1:04.135	00.208	15:41:47.792

Lap	Lap Tm	Diff	Time of Day
<b>09</b> <b>BARRIONUEVO GARCIA, JERONI</b>			
1	1:10.298	05.542	15:27:49.903
2	1:09.465	04.709	15:28:59.368
3	1:05.963	01.207	15:30:05.331
4	1:05.457	00.701	15:31:10.788
5	1:06.096	01.340	15:32:16.884
6	1:04.946	00.190	15:33:21.830
7	1:04.775	00.019	15:34:26.605
8	1:05.475	00.719	15:35:32.080
9	1:04.756		15:36:36.836
10	1:05.161	00.405	15:37:41.997
11	1:06.113	01.357	15:38:48.110
12	1:05.791	01.035	15:39:53.901
13	1:05.542	00.786	15:40:59.443
14	1:05.906	01.150	15:42:05.349

Lap	Lap Tm	Diff	Time of Day
<b>02</b> <b>MEDRANO, JAVIER</b>			
1	1:09.263	04.313	15:27:59.188
2	1:05.810	00.860	15:29:04.998
3	1:05.822	00.872	15:30:10.820
4	1:05.198	00.248	15:31:16.018
5	1:04.952	00.002	15:32:20.970
6	1:05.378	00.428	15:33:26.348
7	1:06.419	01.469	15:34:32.767
8	1:07.815	02.865	15:35:40.582
9	1:06.784	01.834	15:36:47.366
10	1:08.107	03.157	15:37:55.473
11	1:06.202	01.252	15:39:01.675
12	1:05.191	00.241	15:40:06.866
13	1:05.662	00.712	15:41:12.528

## Copa Catalana Supermotard - Mora d'Ebre

PIT BKES PROTOS

Circuit de Mora d'Ebre 1,700 km

Carrera - Segona Màniga

14/03/2021 14:25

Cursa (12:00 i 2 Voltes) started at 15:26:37

Lap	Lap Tm	Diff	Time of Day
14	<b>1:04.950</b>		15:42:17.478
<b>37</b> GONZALEZ MILLAN, IVAN			
1	1:09.715	0.077	15:27:49.230
2	1:07.452	0.814	15:28:56.682
3	1:06.947	0.309	15:30:03.629
4	1:07.006	0.368	15:31:10.635
5	<b>1:06.638</b>		15:32:17.273
6	1:07.890	1.252	15:33:25.163
7	1:07.410	0.772	15:34:32.573
8	1:07.325	0.687	15:35:39.898
9	1:07.358	0.720	15:36:47.256
10	1:07.847	1.209	15:37:55.103
11	1:08.143	1.505	15:39:03.246
12	1:08.005	1.367	15:40:11.251
13	1:07.464	0.826	15:41:18.715
14	1:07.297	0.659	15:42:26.012

<b>38</b> ZAMARRA BERMUDO, ADRIA			
1	1:04.158	4.617	15:27:42.596
2	1:00.412	0.871	15:28:43.008
3	<b>59.541</b>		15:29:42.549
4	1:00.250	0.709	15:30:42.799
5	59.834	0.293	15:31:42.633
6	1:52.455	2.914	15:33:35.088
7	1:14.837	5.296	15:34:49.925
8	1:07.372	7.831	15:35:57.297
9	1:13.869	4.328	15:37:11.166
10	1:04.391	4.850	15:38:15.557
11	1:03.052	3.511	15:39:18.609
12	1:01.847	2.306	15:40:20.456
13	1:06.970	7.429	15:41:27.426

Lap	Lap Tm	Diff	Time of Day

Lap	Lap Tm	Diff	Time of Day

## Copa Catalana Supermotard - Mora d'Ebre

PIT BKES PROTOS

Circuit de Mora d'Ebre 1,700 km

Entrenaments Qualificatius

ió	Nº	Nom	Moto	lor Ts total	1. Millor Tm	Millor Tm	Club	classe
1	21	BERTA VIÑALES, DEAN	YCF	58.247	58.557	58.247	Minimotos Manfer Cas	Protos
2	2	MAZA SOQUEIRO, SERGI	MANFER	58.919	59.430	58.919	Minimotos Manfer Cas	160-Serie
3	48	BERMUDEZ SANCHEZ, EDGAR	SIN MARCA	59.258	1:00.357	59.258	MC Terres de Ponent	Protos
4	28	ZAMARRA BERMUDO, ADRIA	MALCOR RA	59.424	1:00.633	59.424	MC Circuit Móra	Protos
5	92	PAREJA, FERRAN		59.822	1:00.774	59.822	MC Circuit Móra	Protos
6	74	SANCHEZ PIZARRO, ANGEL	SIN MARCA	1:00.548	1:02.255	1:00.548	MC Circuit Móra	Protos
7	19	SUMALLA TORRENTE, JOSE M	SIN MARCA	1:00.945	1:02.021	1:00.945	Mc Lleida	160-Serie
8	73	BERGADA SERRA, LLUC	SIN MARCA	1:01.128	1:02.114	1:01.128	Esc. Osona	160-Serie
9	24	HERAS PASCUAL, ELOY	IMR	1:03.657	1:03.983	1:03.657	Pm Figueres	Protos
10	26	PRIETO VICTORIA, IVAN	MALCOR RA	1:04.105	1:04.926	1:04.105	Pm Figueres	Protos
11	27	CASTAGNO, ALVARO		1:04.239	1:05.424	1:04.239		160-Serie
12	7	MEDRANO, JAVIER		1:04.830		1:04.830	Mc Motoformacio	Protos
13	39	BARRIONUEVO GARCIA, JERONI	MALCOR RA	1:05.752	1:06.908	1:05.752	Pm Figueres	Protos
14	37	GONZALEZ MILLAN, IVAN	SIN MARCA	1:08.913	1:11.656	1:08.913	MC Motoformació	160-Serie

Cap de cronometratge / Director de Cursa / President del Jurat

Orbits

**Copa Catalana Supermotard - Mora d'Ebre**

**Ordenat per la volta més ràpida**

**PIT BKES PROTOS**

**Circuit de Mora d'Ebre 1,700 km**

**Entrenaments Qualificatius 1**

**14/03/2021 10:00**

**Classificació (10:00 Temps) started at 9:55:14**

posició	Nº	Nom	Millor Tm	Dif	Diferència	En volta	Club	classe
1	21	BERTA VIÑALES, DEAN	58.557			10	Minimotos Manfer Cas	Protos
2	2	MAZA SOQUEIRO, SERGI	59.430	0.873	0.873	6	Minimotos Manfer Cas	160-Serie
3	48	BERMUDEZ SANCHEZ, EDGAR	1:00.357	1.800	0.927	8	MC Terres de Ponent	Protos
4	28	ZAMARRA BERMUDO, ADRIA	1:00.633	2.076	0.276	5	MC Circuit Móra	Protos
5	92	PAREJA, FERRAN	1:00.774	2.217	0.141	9	MC Circuit Móra	Protos
6	19	SUMALLA TORRENTE, JOSE M	1:02.021	3.464	1.247	3	Mc Lleida	160-Serie
7	73	BERGADA SERRA, LLUC	1:02.114	3.557	0.093	7	Esc. Osona	160-Serie
8	74	SANCHEZ PIZARRO, ANGEL	1:02.255	3.698	0.141	6	MC Circuit Móra	Protos
9	24	HERAS PASCUAL, ELOY	1:03.983	5.426	1.728	6	Pm Figueres	Protos
10	26	PRIETO VICTORIA, IVAN	1:04.926	6.369	0.943	5	Pm Figueres	Protos
11	27	CASTAGNO, ALVARO	1:05.424	6.867	0.498	4		160-Serie
12	39	BARRIONUEVO GARCIA, JERONI	1:06.908	8.351	1.484	4	Pm Figueres	Protos
13	37	GONZALEZ MILLAN, IVAN	1:11.656	13.099	4.748	7	MC Motoformació	160-Serie
14	7	MEDRANO, JAVIER				0	Mc Motoformacio	Protos

## Copa Catalana Supermotard - Mora d'Ebre

PIT BKES PROTOS

Circuit de Mora d'Ebre 1,700 km

Entrenaments Qualificatius 1

14/03/2021 10:00

Classificació (10:00 Temps) started at 9:55:14

Lap	Lap Tm	Diff	Time of Day
<b>01</b> BERTA VIÑALES, DEAN			
1	1:01.103	0.546	9:57:06.669
2	59.797	0.240	9:58:06.466
3	59.171	0.614	9:59:05.637
4	1:00.824	0.267	10:00:06.461
5	59.650	0.093	10:01:06.111
6	59.045	0.488	10:02:05.156
7	58.701	0.144	10:03:03.857
8	58.793	0.236	10:04:02.650
9	59.783	0.226	10:05:02.433
10	58.557		10:06:00.990

Lap	Lap Tm	Diff	Time of Day
<b>02</b> MAZA SOQUEIRO, SERGI			
1	1:02.193	0.763	9:57:08.713
2	1:00.966	0.536	9:58:09.679
3	1:00.553	0.123	9:59:10.232
4	1:01.549	0.119	10:00:11.781
5	1:00.003	0.573	10:01:11.784
6	59.430		10:02:11.214
7	1:00.703	0.273	10:03:11.917
8	59.499	0.069	10:04:11.416
9	59.595	0.165	10:05:11.011
10	1:05.376	0.946	10:06:16.387

Lap	Lap Tm	Diff	Time of Day
<b>08</b> BERMUDEZ SANCHEZ, EDGAR			
1	1:01.307	0.950	9:57:07.972
2	1:00.914	0.557	9:58:08.886
3	1:00.452	0.095	9:59:09.338
4	1:02.643	0.286	10:00:11.981
5	1:00.769	0.412	10:01:12.750
6	1:00.435	0.078	10:02:13.185
7	1:01.577	0.220	10:03:14.762
8	1:00.357		10:04:15.119
9	1:00.836	0.479	10:05:15.955

Lap	Lap Tm	Diff	Time of Day
<b>08</b> ZAMARRA BERMUDO, ADRIA			
1	1:04.095	0.462	9:57:32.848
2	1:03.181	0.548	9:58:36.029
3	1:01.462	0.829	9:59:37.491
4	1:01.291	0.658	10:00:38.782
5	1:00.633		10:01:39.415
6	1:01.588	0.955	10:02:41.003
7	1:01.091	0.458	10:03:42.094
8	1:01.193	0.560	10:04:43.287
9	1:01.916	0.283	10:05:45.203

Lap	Lap Tm	Diff	Time of Day
<b>02</b> PAREJA, FERRAN			
1	1:03.741	0.967	9:57:17.168
2	1:01.629	0.855	9:58:18.797
3	1:01.311	0.537	9:59:20.108
4	1:00.809	0.035	10:00:20.917
5	1:01.532	0.758	10:01:22.449
6	1:00.975	0.201	10:02:23.424
7	1:00.967	0.193	10:03:24.391
8	1:01.802	0.028	10:04:26.193
9	1:00.774		10:05:26.967

Lap	Lap Tm	Diff	Time of Day
<b>09</b> SUMALLA TORRENTE, JOSE M			
1	1:03.910	0.889	10:00:05.997
2	1:02.469	0.448	10:01:08.466
3	1:02.021		10:02:10.487
4	1:03.257	0.236	10:03:13.744
5	1:16.422	0.401	10:04:30.166
6	1:02.042	0.021	10:05:32.208

Lap	Lap Tm	Diff	Time of Day
<b>03</b> BERGADA SERRA, LLUC			
1	1:05.475	0.361	9:59:02.468
2	1:10.415	0.301	10:00:12.883
3	1:03.868	0.754	10:01:16.751
4	1:03.436	0.322	10:02:20.187
5	1:03.561	0.447	10:03:23.748
6	1:03.172	0.058	10:04:26.920
7	1:02.114		10:05:29.034

Lap	Lap Tm	Diff	Time of Day
<b>04</b> SANCHEZ PIZARRO, ANGEL			
1	1:03.438	0.183	9:57:12.746
2	1:03.479	0.224	9:58:16.225
3	1:03.913	0.658	9:59:20.138
4	1:02.692	0.437	10:00:22.830
5	1:03.189	0.934	10:01:26.019
6	1:02.255		10:02:28.274
7	1:03.046	0.791	10:03:31.320
8	1:02.560	0.305	10:04:33.880
9	1:02.761	0.506	10:05:36.641

Lap	Lap Tm	Diff	Time of Day
<b>04</b> HERAS PASCUAL, ELOY			
1	1:08.888	0.905	9:57:31.196
2	1:04.987	0.004	9:58:36.183
3	1:04.418	0.435	9:59:40.601
4	1:05.047	0.064	10:00:45.648
5	1:04.382	0.399	10:01:50.030
6	1:03.983		10:02:54.013
7	1:04.723	0.740	10:03:58.736
8	1:05.127	0.144	10:05:03.863
9	1:04.164	0.181	10:06:08.027

Lap	Lap Tm	Diff	Time of Day
<b>06</b> PRIETO VICTORIA, IVAN			
1	1:11.600	0.674	9:57:45.265
2	1:07.151	0.225	9:58:52.416
3	1:06.973	0.047	9:59:59.389
4	1:05.740	0.814	10:01:05.129
5	1:04.926		10:02:10.055
6	1:05.406	0.480	10:03:15.461
7	1:17.220	0.294	10:04:32.681

Lap	Lap Tm	Diff	Time of Day
<b>07</b> CASTAGNO, ALVARO			
1	1:10.292	0.868	9:59:38.255
2	1:06.832	0.408	10:00:45.087
3	1:06.599	0.175	10:01:51.686
4	1:05.424		10:02:57.110
5	1:05.740	0.316	10:04:02.850
6	1:05.544	0.120	10:05:08.394
7	1:06.990	0.566	10:06:15.384

Lap	Lap Tm	Diff	Time of Day
<b>09</b> BARRIONUEVO GARCIA, JERONI			
1	1:15.114	0.206	9:57:39.679
2	1:11.516	0.608	9:58:51.195
3	1:08.147	0.239	9:59:59.342
4	1:06.908		10:01:06.250
5	1:42.655	0.574	10:02:48.905

Lap	Lap Tm	Diff	Time of Day
<b>07</b> GONZALEZ MILLAN, IVAN			
1	1:16.647	0.991	9:57:45.311
2	1:15.780	0.124	9:59:01.091
3	1:14.008	0.352	10:00:15.099
4	1:12.959	0.303	10:01:28.058
5	1:13.054	0.398	10:02:41.112
6	1:11.990	0.334	10:03:53.102
7	1:11.656		10:05:04.758
8	1:11.739	0.083	10:06:16.497

## Copa Catalana Supermotard - Mora d'Ebre

Ordenat per la volta més ràpida

PIT BKES PROTOS

Circuit de Mora d'Ebre 1,700 km

Entrenaments Qualificatius 2

14/03/2021 11:15

Classificació (10:00 Temps) started at 11:20:21

ició	Nº	Nom	Millor Tm	Dif	Diferència	En volta	Club	classe
1	21	BERTA VIÑALES, DEAN	58.247			4	Minimotos Manfer Castell	Protos
2	2	MAZA SOQUEIRO, SERGI	58.919	0.672	0.672	6	Minimotos Manfer Castell	160-Serie
3	48	BERMUDEZ SANCHEZ, EDGAR	59.258	1.011	0.339	7	MC Terres de Ponent	Protos
4	28	ZAMARRA BERMUDO, ADRIA	59.424	1.177	0.166	4	MC Circuit Móra	Protos
5	92	PAREJA, FERRAN	59.822	1.575	0.398	5	MC Circuit Móra	Protos
6	74	SANCHEZ PIZARRO, ANGEL	1:00.548	2.301	0.726	4	MC Circuit Móra	Protos
7	19	SUMALLA TORRENTE, JOSE M	1:00.945	2.698	0.397	4	Mc Lleida	160-Serie
8	73	BERGADA SERRA, LLUC	1:01.128	2.881	0.183	9	Esc. Osona	160-Serie
9	24	HERAS PASCUAL, ELOY	1:03.657	5.410	2.529	5	Pm Figueres	Protos
10	26	PRIETO VICTORIA, IVAN	1:04.105	5.858	0.448	6	Pm Figueres	Protos
11	27	CASTAGNO, ALVARO	1:04.239	5.992	0.134	4		160-Serie
12	7	MEDRANO, JAVIER	1:04.830	6.583	0.591	3	Mc Motoformacio	Protos
13	39	BARRIONUEVO GARCIA, JERONI	1:05.752	7.505	0.922	5	Pm Figueres	Protos
14	37	GONZALEZ MILLAN, IVAN	1:08.913	10.666	3.161	5	MC Motoformació	160-Serie

## Copa Catalana Supermotard - Mora d'Ebre

PIT BKES PROTOS

Circuit de Mora d'Ebre 1,700 km

Entrenaments Qualificatius 2

14/03/2021 11:15

Classificació (10:00 Temps) started at 11:20:21

Lap	Lap Tm	Diff	Time of Day
<b>01</b> BERTA VIÑALES, DEAN			
1	59.420	0.173	11:22:25.881
2	58.529	0.282	11:23:24.410
3	58.332	0.085	11:24:22.742
4	58.247		11:25:20.989
5	58.250	0.003	11:26:19.239
6	58.392	0.145	11:27:17.631
7	58.612	0.365	11:28:16.243
8	58.280	0.033	11:29:14.523
9	58.440	0.193	11:30:12.963
10	59.108	0.861	11:31:12.071

Lap	Lap Tm	Diff	Time of Day
<b>02</b> MAZA SOQUEIRO, SERGI			
1	1:00.994	0.075	11:22:27.123
2	59.816	0.897	11:23:26.939
3	59.484	0.565	11:24:26.423
4	59.172	0.253	11:25:25.595
5	1:00.490	0.571	11:26:26.085
6	58.919		11:27:25.004
7	59.726	0.807	11:28:24.730
8	59.395	0.476	11:29:24.125
9	1:01.383	0.464	11:30:25.508

Lap	Lap Tm	Diff	Time of Day
<b>03</b> BERMUDEZ SANCHEZ, EDGAR			
1	1:00.616	0.358	11:22:28.770
2	59.871	0.613	11:23:28.641
3	59.575	0.317	11:24:28.216
4	59.427	0.169	11:25:27.643
5	1:00.695	0.437	11:26:28.338
6	59.739	0.481	11:27:28.077
7	59.258		11:28:27.335
8	59.676	0.418	11:29:27.011
9	59.784	0.526	11:30:26.795

Lap	Lap Tm	Diff	Time of Day
<b>04</b> ZAMARRA BERMUDO, ADRIA			
1	1:00.619	0.195	11:22:30.775
2	1:00.106	0.682	11:23:30.881
3	1:00.187	0.763	11:24:31.068
4	59.424		11:25:30.492
5	59.786	0.362	11:26:30.278
6	1:00.048	0.624	11:27:30.326
7	59.457	0.033	11:28:29.783
8	59.789	0.365	11:29:29.572
9	59.638	0.214	11:30:29.210

Lap	Lap Tm	Diff	Time of Day
<b>05</b> PAREJA, FERRAN			
1	1:03.072	0.250	11:22:53.223
2	1:01.016	0.194	11:23:54.239
3	1:00.430	0.608	11:24:54.669
4	1:00.876	0.054	11:25:55.545
5	59.822		11:26:55.367
6	1:00.237	0.415	11:27:55.604
7	2:41.030	0.41208	11:30:36.634

Lap	Lap Tm	Diff	Time of Day
<b>06</b> SANCHEZ PIZARRO, ANGEL			
1	1:01.232	0.684	11:22:30.718
2	1:01.090	0.542	11:23:31.808
3	1:00.907	0.359	11:24:32.715
4	1:00.548		11:25:33.263
5	1:01.404	0.856	11:26:34.667
6	1:03.476	0.928	11:27:38.143
7	1:01.368	0.820	11:28:39.511
8	1:01.719	0.171	11:29:41.230
9	1:01.703	0.155	11:30:42.933

Lap	Lap Tm	Diff	Time of Day
<b>07</b> SUMALLA TORRENTE, JOSE M			
1	1:01.332	0.387	11:22:28.958
2	1:01.325	0.380	11:23:30.283
3	1:01.223	0.278	11:24:31.506
4	1:00.945		11:25:32.451
5	1:05.418	0.473	11:26:37.869
6	1:11.873	0.928	11:27:49.742
7	1:03.515	0.570	11:28:53.257
8	1:02.353	0.408	11:29:55.610
9	1:02.182	0.237	11:30:57.792

Lap	Lap Tm	Diff	Time of Day
<b>08</b> BERGADA SERRA, LLUC			
1	1:02.900	0.772	11:22:41.878
2	1:01.582	0.454	11:23:43.460
3	1:01.619	0.491	11:24:45.079
4	1:01.793	0.665	11:25:46.872
5	1:01.244	0.116	11:26:48.116
6	1:01.480	0.352	11:27:49.596
7	1:04.323	0.195	11:28:53.919
8	1:03.483	0.355	11:29:57.402
9	1:01.128		11:30:58.530

Lap	Lap Tm	Diff	Time of Day
<b>09</b> CHERAS PASCUAL, ELOY			
1	1:05.820	0.163	11:22:44.862
2	1:03.955	0.298	11:23:48.817
3	1:03.886	0.229	11:24:52.703
4	1:03.897	0.240	11:25:56.600
5	1:03.657		11:27:00.257
6	1:03.940	0.283	11:28:04.197
7	1:04.010	0.353	11:29:08.207
8	1:04.024	0.367	11:30:12.231
9	1:03.821	0.164	11:31:16.052

Lap	Lap Tm	Diff	Time of Day
<b>10</b> PRIETO VICTORIA, IVAN			
1	1:09.733	0.628	11:22:52.775
2	1:05.798	0.693	11:23:58.573
3	1:05.350	0.245	11:25:03.923
4	1:04.342	0.237	11:26:08.265
5	1:04.426	0.321	11:27:12.691
6	1:04.105		11:28:16.796
7	1:59.355	0.5250	11:30:16.151

Lap	Lap Tm	Diff	Time of Day
<b>11</b> CASTAGNO, ALVARO			
1	1:09.320	0.081	11:22:54.507
2	1:06.214	0.975	11:24:00.721
3	1:04.680	0.441	11:25:05.401
4	1:04.239		11:26:09.640
5	1:04.633	0.394	11:27:14.273
6	1:04.751	0.512	11:28:19.024
7	1:04.578	0.339	11:29:23.602
8	1:04.457	0.218	11:30:28.059

Lap	Lap Tm	Diff	Time of Day
<b>12</b> MEDRANO, JAVIER			
1	1:06.529	0.699	11:25:21.224
2	1:05.670	0.840	11:26:26.894
3	1:04.830		11:27:31.724
4	1:04.930	0.100	11:28:36.654
5	1:05.496	0.666	11:29:42.150
6	1:05.020	0.190	11:30:47.170

Lap	Lap Tm	Diff	Time of Day
<b>13</b> BARRIONUEVO GARCIA, JERONI			
1	1:09.265	0.513	11:22:54.300
2	1:08.314	0.562	11:24:02.614
3	1:07.653	0.901	11:25:10.267
4	1:06.373	0.621	11:26:16.640
5	1:05.752		11:27:22.392

Lap	Lap Tm	Diff	Time of Day
<b>14</b> GONZALEZ MILLAN, IVAN			
6	1:06.273	0.521	11:28:28.665
1	1:11.248	0.335	11:22:59.240
2	1:10.964	0.051	11:24:10.204
3	1:10.509	0.596	11:25:20.713
4	1:09.822	0.909	11:26:30.535
5	1:08.913		11:27:39.448
6	1:10.040	0.127	11:28:49.488
7	1:09.337	0.424	11:29:58.825
8	1:09.538	0.625	11:31:08.363




## Copa Catalana Supermotard - Mora d'Ebre

PIT BIKES MINI

Circuit de Mora d'Ebre 1,700 km

Classificació Final



Posició	Núm.	Pilot	Llicència	Club	Carrera 1	Carrera 2	Total punts
1	62	PEÑAFIEL ITURRALDE, RUBEN	145112-T	Mc Vendrell	25	25	50
2	11	BORRELL RUE, IAN	144935-B	CEP 100xHora	20	20	40

## Copa Catalana Supermotard - Mora d'Ebre

classificat per voltes

**PIT BIKES MINI**

Circuit de Mora d'Ebre 1,700 km

**Carrera - Primera Màniga**

14/03/2021 12:25

**Cursa (10:00 i 2 Voltes) started at 13:08:24**

Íció	Nº	No	Llicència	Volte	Total T	Di	CI	P
1	62	PEÑAFIEL ITURRALDE, RUBEN	145112-T	12	13:26.942			25
2	11	BORRELL RUE, IAN	144935-B	10	13:29.124	2 Volte	CEP 100xHora	20

**Marge de victòria**

**Velocitat mitja**

**Millor temps de volta**

**Millor vel.**

**Millor volta per**

2 Volte

91,010

46.323

132,116

62 - PEÑAFIEL ITURRALDE, RUBEN

Cap de cronometratge / Director de Cursa / President del Jurat

Orbits

## Copa Catalana Supermotard - Mora d'Ebre

Volta a volta

**PIT BIKES MINI**

Circuit de Mora d'Ebre 1,700 km

Carrera - Primera Màniga

14/03/2021 12:25

Cursa (10:00 i 2 Voltes) started at 13:08:24

Competidors	Voltes													
	0	1	2	3	4	5	6	7	8	9	10	11	12	
PEÑAFIEL ITURRALDE, RUBEN [B2]	1	62	62	62	62	62	62	62	62	62	62	62	62	62
BORRELL RUE, IAN [I1]	2	11	11	11	11	11	11	11	11	11	11	11	11	11

Cap de cronometratge / Director de Cursa / President del Jurat

Orbits

## Copa Catalana Supermotard - Mora d'Ebre

PIT BIKES MINI

Circuit de Mora d'Ebre 1,700 km

Carrera - Primera Màniga

14/03/2021 12:25

Cursa (10:00 i 2 Voltes) started at 13:08:24

Lap	Lap Tm	Diff	Time of Day	Lap	Lap Tm	Diff	Time of Day	Lap	Lap Tm	Diff	Time of Day
<b>02</b> <b>PEÑAFIEL ITURRALDE, RUBEN</b>											
1	<b>46.323</b>		13:09:13.911								
2	<b>1:10.613</b>	04.290	13:10:24.524								
3	<b>1:08.676</b>	02.353	13:11:33.200								
4	<b>1:07.526</b>	01.203	13:12:40.726								
5	<b>1:07.883</b>	01.560	13:13:48.609								
6	<b>1:08.676</b>	02.353	13:14:57.285								
7	<b>1:08.588</b>	02.265	13:16:05.873								
8	<b>1:08.829</b>	02.506	13:17:14.702								
9	<b>1:08.738</b>	02.415	13:18:23.440								
10	<b>1:08.481</b>	02.158	13:19:31.921								
11	<b>1:08.877</b>	02.554	13:20:40.798								
12	<b>1:10.769</b>	04.446	13:21:51.567								
<b>01</b> <b>BORRELL RUE, IAN</b>											
1	<b>1:26.059</b>	09.236	13:09:53.648								
2	<b>1:24.981</b>	08.158	13:11:18.629								
3	<b>1:21.678</b>	04.855	13:12:40.307								
4	<b>1:20.551</b>	03.728	13:14:00.858								
5	<b>1:18.006</b>	01.183	13:15:18.864								
6	<b>1:18.639</b>	01.816	13:16:37.503								
7	<b>1:20.502</b>	03.679	13:17:58.005								
8	<b>1:19.939</b>	03.116	13:19:17.944								
9	<b>1:18.982</b>	02.159	13:20:36.926								
10	<b>1:16.823</b>		13:21:53.749								

Cap de cronometratge / Director de Cursa / President del Jurat

Orbits

## Copa Catalana Supermotard - Mora d'Ebre

classificat per voltes

**PIT BIKES MINI**

Circuit de Mora d'Ebre 1,700 km

**Carrera - Segona Màniga**

14/03/2021 14:05

**Cursa (10:00 i 2 Voltes) started at 15:08:30**

Íció	Nº	No	Llicència	Volte	Total T	Di	Cl	P
1	62	PEÑAFIEL ITURRALDE, RUBEN	145112-T	11	L2:51.437			25
2	11	BORRELL RUE, IAN	144935-B	10	L3:11.210	1 Volta	CEP 100xHora	20

**Marge de victòria**

**Velocitat mitja**

**Millor temps de volta**

**Millor vel.**

**Millor volta per**

1 Volta

87,266

1:08.687

89,100

62 - PEÑAFIEL ITURRALDE, RUBEN

Cap de cronometratge / Director de Cursa / President del Jurat

Orbits

## Copa Catalana Supermotard - Mora d'Ebre

Volta a volta

PIT BIKES MINI

Circuit de Mora d'Ebre 1,700 km

Carrera - Segona Màniga

14/03/2021 14:05

Cursa (10:00 i 2 Voltes) started at 15:08:30

Competidors	Voltes											
	0	1	2	3	4	5	6	7	8	9	10	11
PEÑAFIEL ITURRALDE, RUBEN [B2]	1	62	62	62	62	62	62	62	62	62	62	62
BORRELL RUE, IAN [I1]	2	11	11	11	11	11	11	11	11	11	11	11

Cap de cronometratge / Director de Cursa / President del Jurat

Orbits



## Copa Catalana Supermotard - Mora d'Ebre

**PIT BIKES MINI**

Circuit de Mora d'Ebre 1,700 km

**Entrenaments Qualificatius**

ió	Nº	Nom	Moto	lor Ts total	1. Millor Tm	Millor Tm	Club	classe
1	62	PEÑAFIEL ITURRALDE, RUBEN	IMR	1:09.489	1:09.578	1:09.489	Mc Vendrell	Mini-Pit 2
2	11	BORRELL RUE, IAN	MALCOR RAC	1:17.554	1:18.763	1:17.554	CEP 100xHora	Mini-Pit 2

Cap de cronometratge / Director de Cursa / President del Jurat

Orbits



## Copa Catalana Supermotard - Mora d'Ebre

Ordenat per la volta més ràpida

PIT BIKES MINI

Circuit de Mora d'Ebre 1,700 km

Entrenaments Qualificatius 1

14/03/2021 09:45

Classificació (10:00 Temps) started at 9:42:29

posició	Nº	Nom	Millor Tm	Dif	Diferència	En volta	Club	classe
1	62	PEÑAFIEL ITURRALDE, RUBEN	1:09.578			8	Mc Vendrell	Mini-Pit 2
2	11	BORRELL RUE, IAN	1:18.763	9.185	9.185	5	CEP 100xHora	Mini-Pit 2

## Copa Catalana Supermotard - Mora d'Ebre

PIT BIKES MINI

Circuit de Mora d'Ebre 1,700 km

Entrenaments Qualificatius 1

14/03/2021 09:45

Classificació (10:00 Temps) started at 9:42:29

Lap	Lap Tm	Diff	Time of Day
<b>#2</b> PEÑAFIEL ITURRALDE, RUBEN			
1	1:13.928	#.350	9:44:59.759
2	1:10.748	1.170	9:46:10.507
3	1:10.589	1.011	9:47:21.096
4	1:11.631	2.053	9:48:32.727
5	1:11.159	1.581	9:49:43.886
6	1:10.403	0.825	9:50:54.289
7	1:10.306	0.728	9:52:04.595
8	<b>1:09.578</b>		9:53:14.173

Lap	Lap Tm	Diff	Time of Day
<b>#1</b> BORRELL RUE, IAN			
1	1:22.357	B.594	9:45:17.287
2	1:20.743	1.980	9:46:38.030
3	1:20.609	1.846	9:47:58.639
4	1:20.325	1.562	9:49:18.964
5	<b>1:18.763</b>		9:50:37.727
6	1:19.173	0.410	9:51:56.900
7	1:18.923	0.160	9:53:15.823

Lap	Lap Tm	Diff	Time of Day
-----	--------	------	-------------

Lap	Lap Tm	Diff	Time of Day
-----	--------	------	-------------

## Copa Catalana Supermotard - Mora d'Ebre

Ordenat per la volta més ràpida

PIT BIKES MINI

Circuit de Mora d'Ebre 1,700 km

Entrenaments Qualificatius 2

14/03/2021 11:00

Classificació (10:00 Temps) started at 11:00:01

ició	Nº	Nom	Millor Tm	Dif	Diferència	En volta	Club	classe
1	62	PEÑAFIEL ITURRALDE, RUBEN	1:09.489			3	Mc Vendrell	Mini-Pit 2
2	11	BORRELL RUE, IAN	1:17.554	8.065	8.065	6	CEP 100xHora	Mini-Pit 2

