

Copa Catalana Promovelocitat-Móra d'Ebre

PromoRACC 1

Circuit de Móra d'Ebre 1,400 km

Classificació FINAL

Pos.	Núm.	Nom i Cognoms	Llicència	Club	Carrera 1	Carrera 2	Total Punts
1	49	RODRIGUEZ ALVAREZ, IZAN	90043-VA	MC Vallisoletano	20	25	45
2	21	ARAGON OYA, ARNAU	142767-B	MC Circuit Móra	25	20	45
3	57	NAVARRETE VICO, RAUL	142192-B	P.M.B.	16	13	29
4	23	SANCHEZ MELENDEZ, GONZALO	142800-B	P.M.B.	8	16	24
5	26	CALVET CEBOLLA, CHRISTIAN	143197-T	CEM Constantí	11	11	22
6	93	SERRA GINESTA, MAX	142156-L	Ch Agramunt	13	9	22
7	77	MORA CIUCUR, JOEL	141866-B	MC Circuit Móra	9	10	19
8	7	SIMO ALCOBA, GUERAU	142595-L	Lleides Motorspor	10	7	17
9	13	GAYA HERNANDEZ, JORDI	142757-L	Mc. Segre	7	8	15
10	5	GODINO GOMEZ, RAMON	142276-B	Amv Torroella	6	6	12
11	66	LOPEZ MALO, JAVIER	143009-B	Pisto B.Montseny	5	0	5

Cap de cronometratge / Director de Cursa / President del Jurat

Orbits



Copa Catalana Promovelocitat-Móra d'Ebre

classificat per voltes

PromoRACC 1

Circuit de Móra d'Ebre 1,400 km

Primera Cursa

02/08/2020 11:35

Cursa (12:00 i 2 Voltes) started at 11:34:26

Posició	Nº	Nom	Voltes	Total Ts	Dif	Millor Tm	Motocicleta	Llicència	Club	Punts
1	21	ARAGON OYA, ARNAU	14	13:59.971		59.344	OHVALE	142767-B	MC Circuit Móra	25
2	49	RODRIGUEZ ALVAREZ, IZAN	14	14:00.470	0.499	59.257	OHVALE	90043-VA	MC Vallisoletanc	20
3	57	NAVARRETE VICO, RAUL	14	14:07.551	7.580	59.816	OHVALE	142192-B	P.M.B.	16
4	93	SERRA GINESTA, MAX	14	14:23.719	23.748	1:00.744	OHVALE	142156-L	Ch Agramunt	13
5	26	CALVET CEBOLLA, CHRISTIAN	14	14:25.488	25.517	1:00.496	OHVALE	143197-T	CEM Constantí	11
6	7	SIMO ALCOBA, GUERAU	14	14:27.276	27.305	1:00.977	OHVALE	142595-L	Lleides Motorsp	10
7	77	MORA CIUCUR, JOEL	14	14:32.217	32.246	1:01.290	OHVALE	141866-B	MC Circuit Móra	9
8	23	SANCHEZ MELENDEZ, GONZALO	14	14:36.778	36.807	59.689	OHVALE	142800-B	P.M.B.	8
9	13	GAYA HERNANDEZ, JORDI	14	14:50.284	50.313	1:02.048	SIN MARCA	142757-L	Mc. Segre	7
10	5	GODINO GOMEZ, RAMON	14	14:54.903	54.932	1:03.102	OHVALE	142276-B	Amv Torroella	6
11	66	LOPEZ MALO, JAVIER	14	15:04.560	1:04.589	1:02.949	OHVALE	143009-B	Pisto B.Montser	5

Marge de victòria

Velocitat mitja

Millor temps de volta Millor vel.

Millor volta per

0.499

84,003

59.257

85,053

49 - RODRIGUEZ ALVAREZ, IZAN

Cap de cronometratge / Director de Cursa / President del Jurat

Orbits

Copa Catalana Promovelocitat-Móra d'Ebre

Volta a volta


PromoRACC 1

Circuit de Móra d'Ebre 1,400 km

Primera Cursa

02/08/2020 11:35

Cursa (12:00 i 2 Voltes) started at 11:34:26



Competidors

Voltes

	0	1	2	3	4	5	6	7	8	9	10	11	12	13	14
ARAGON OYA, ARNAU (21)	1	21	49	49	49	49	49	49	21	21	21	21	21	21	21
RODRIGUEZ ALVAREZ, IZAN (49)	2	49	23	23	21	21	21	21	49	49	49	49	49	49	49
NAVARRETE VICO, RAUL (57)	3	57	21	21	23	57	57	57	23	23	23	57	57	57	57
SANCHEZ MELENDEZ, GONZALO (23)	4	23	57	57	57	23	23	23	57	57	57	93	93	93	93
SERRA GINESTA, MAX (93)	5	93	93	93	93	93	93	93	93	93	93	7	7	26	26
GAYA HERNANDEZ, JORDI (13)	6	13	7	7	7	7	7	7	7	7	7	26	26	7	7
CALVET CEBOLLA, CHRISTIAN (26)	7	26	13	13	13	13	13	26	26	26	26	77	77	77	77
SIMO ALCOBA, GUERAU (7)	8	7	26	26	26	26	26	13	77	77	77	13	23	23	23
GODINO GOMEZ, RAMON (5)	9	5	5	77	77	77	77	77	13	13	13	23	13	13	13
LOPEZ MALO, JAVIER (66)	10	66	77	5	66	5	5	5	5	5	5	5	5	5	5
MORA CIUCUR, JOEL (77)	11	77	66	66	5	66	66	66	66	66	66	66	66	66	66



Copa Catalana Promovelocitat-Móra d'Ebre

PromoRACC 1

Circuit de Móra d'Ebre 1,400 km

Primera Cursa

02/08/2020 11:35

Cursa (12:00 i 2 Voltes) started at 11:34:26

Lap	Lap Tm	Diff	Time of Day
(21) ARAGON OYA, ARNAU			
1	1:02.559	+3.215	11:35:30.190
2	1:00.021	+0.677	11:36:30.211
3	59.979	+0.635	11:37:30.190
4	59.344		11:38:29.534
5	59.669	+0.325	11:39:29.203
6	59.642	+0.298	11:40:28.845
7	59.582	+0.238	11:41:28.427
8	59.536	+0.192	11:42:27.963
9	59.620	+0.276	11:43:27.583
10	59.635	+0.291	11:44:27.218
11	59.820	+0.476	11:45:27.038
12	59.577	+0.233	11:46:26.615
13	59.907	+0.563	11:47:26.522
14	59.760	+0.416	11:48:26.282

Lap	Lap Tm	Diff	Time of Day
(49) RODRIGUEZ ALVAREZ, IZAN			
1	1:01.669	+2.412	11:35:29.388
2	59.539	+0.282	11:36:28.927
3	59.598	+0.341	11:37:28.525
4	59.665	+0.408	11:38:28.190
5	59.292	+0.035	11:39:27.482
6	59.257		11:40:26.739
7	1:01.466	+2.209	11:41:28.205
8	1:00.111	+0.854	11:42:28.316
9	59.645	+0.388	11:43:27.961
10	59.326	+0.069	11:44:27.287
11	1:00.072	+0.815	11:45:27.359
12	59.583	+0.326	11:46:26.942
13	59.613	+0.356	11:47:26.555
14	1:00.226	+0.969	11:48:26.781

Lap	Lap Tm	Diff	Time of Day
(57) NAVARRETE VICO, RAUL			
1	1:02.868	+3.052	11:35:30.814
2	1:00.044	+0.228	11:36:30.858
3	1:00.050	+0.234	11:37:30.908
4	59.937	+0.121	11:38:30.845
5	1:00.047	+0.231	11:39:30.892
6	59.816		11:40:30.708
7	1:00.351	+0.535	11:41:31.059
8	1:00.058	+0.242	11:42:31.117
9	1:00.434	+0.618	11:43:31.551
10	1:00.040	+0.224	11:44:31.591
11	1:00.048	+0.232	11:45:31.639
12	1:00.522	+0.706	11:46:32.161
13	1:00.492	+0.676	11:47:32.653
14	1:01.209	+1.393	11:48:33.862

Lap	Lap Tm	Diff	Time of Day
(93) SERRA GINESTA, MAX			
1	1:03.188	+2.444	11:35:31.394
2	1:00.744		11:36:32.138
3	1:00.935	+0.191	11:37:33.073
4	1:01.754	+1.010	11:38:34.827
5	1:01.455	+0.711	11:39:36.282
6	1:01.252	+0.508	11:40:37.534
7	1:02.540	+1.796	11:41:40.074
8	1:01.192	+0.448	11:42:41.266
9	1:01.438	+0.694	11:43:42.704
10	1:01.421	+0.677	11:44:44.125
11	1:01.649	+0.905	11:45:45.774
12	1:01.775	+1.031	11:46:47.549
13	1:01.166	+0.422	11:47:48.715
14	1:01.315	+0.571	11:48:50.030

Lap	Lap Tm	Diff	Time of Day
(26) CALVET CEBOLLA, CHRISTIAN			

Lap	Lap Tm	Diff	Time of Day
1	1:04.830	+4.334	11:35:33.340
2	1:01.485	+0.989	11:36:34.825
3	1:02.042	+1.546	11:37:36.867
4	1:02.470	+1.974	11:38:39.337
5	1:02.105	+1.609	11:39:41.442
6	1:02.619	+2.123	11:40:44.061
7	1:02.286	+1.790	11:41:46.347
8	1:00.934	+0.438	11:42:47.281
9	1:00.721	+0.225	11:43:48.002
10	1:00.656	+0.160	11:44:48.658
11	1:00.572	+0.076	11:45:49.230
12	1:01.453	+0.957	11:46:50.683
13	1:00.496		11:47:51.179
14	1:00.620	+0.124	11:48:51.799

Lap	Lap Tm	Diff	Time of Day
(7) SIMO ALCOBA, GUERAU			
1	1:03.590	+2.613	11:35:32.143
2	1:00.977		11:36:33.120
3	1:02.067	+1.090	11:37:35.187
4	1:01.628	+0.651	11:38:36.815
5	1:01.592	+0.615	11:39:38.407
6	1:01.720	+0.743	11:40:40.127
7	1:01.099	+0.122	11:41:41.226
8	1:02.174	+1.197	11:42:43.400
9	1:01.964	+0.987	11:43:45.364
10	1:01.816	+0.839	11:44:47.180
11	1:01.812	+0.835	11:45:48.992
12	1:01.670	+0.693	11:46:50.662
13	1:01.256	+0.279	11:47:51.918
14	1:01.669	+0.692	11:48:53.587

Lap	Lap Tm	Diff	Time of Day
(77) MORA CIUCUR, JOEL			
1	1:05.989	+4.699	11:35:34.838
2	1:02.565	+1.275	11:36:37.403
3	1:01.451	+0.161	11:37:38.854
4	1:01.713	+0.423	11:38:40.567
5	1:01.306	+0.016	11:39:41.873
6	1:02.492	+1.202	11:40:44.365
7	1:02.562	+1.272	11:41:46.927
8	1:02.310	+1.020	11:42:49.237
9	1:01.324	+0.034	11:43:50.561
10	1:01.352	+0.062	11:44:51.913
11	1:01.290		11:45:53.203
12	1:01.626	+0.336	11:46:54.829
13	1:01.684	+0.394	11:47:56.513
14	1:02.015	+0.725	11:48:58.528

Lap	Lap Tm	Diff	Time of Day
(23) SANCHEZ MELENDEZ, GONZALO			
1	1:02.017	+2.328	11:35:30.149
2	59.999	+0.310	11:36:30.148
3	1:00.289	+0.600	11:37:30.437
4	1:00.555	+0.866	11:38:30.992
5	1:00.051	+0.362	11:39:31.043
6	59.689		11:40:30.732
7	59.944	+0.255	11:41:30.676
8	1:00.274	+0.585	11:42:30.950
9	1:00.127	+0.438	11:43:31.077
10	1:00.195	+0.506	11:44:31.272
11	1:30.399	+30.710	11:46:01.671
12	1:00.770	+1.081	11:47:02.441
13	1:00.353	+0.664	11:48:02.794
14	1:00.295	+0.606	11:49:03.089

Lap	Lap Tm	Diff	Time of Day
(13) GAYA HERNANDEZ, JORDI			
1	1:04.116	+2.068	11:35:32.603
2	1:02.064	+0.016	11:36:34.667

Lap	Lap Tm	Diff	Time of Day
3	1:02.048		11:37:36.715
4	1:02.449	+0.401	11:38:39.164
5	1:02.139	+0.091	11:39:41.303
6	1:02.611	+0.563	11:40:43.914
7	1:02.713	+0.665	11:41:46.627
8	1:02.797	+0.749	11:42:49.424
9	1:03.143	+1.095	11:43:52.567
10	1:04.673	+2.625	11:44:57.240
11	1:04.378	+2.330	11:46:01.618
12	1:04.623	+2.575	11:47:06.241
13	1:04.973	+2.925	11:48:11.214
14	1:05.381	+3.333	11:49:16.595

Lap	Lap Tm	Diff	Time of Day
(5) GODINO GOMEZ, RAMON			
1	1:05.693	+2.591	11:35:34.411
2	1:04.173	+1.071	11:36:38.584
3	1:03.954	+0.852	11:37:42.538
4	1:03.701	+0.599	11:38:46.239
5	1:03.177	+0.075	11:39:49.416
6	1:03.247	+0.145	11:40:52.663
7	1:03.102		11:41:55.765
8	1:03.548	+0.446	11:42:59.313
9	1:03.424	+0.322	11:44:02.737
10	1:03.644	+0.542	11:45:06.381
11	1:03.606	+0.504	11:46:09.987
12	1:04.128	+1.026	11:47:14.115
13	1:03.388	+0.286	11:48:17.503
14	1:03.711	+0.609	11:49:21.214

Lap	Lap Tm	Diff	Time of Day
(66) LOPEZ MALO, JAVIER			
1	1:06.471	+3.522	11:35:35.302
2	1:03.670	+0.721	11:36:38.972
3	1:03.522	+0.573	11:37:42.494
4	1:04.606	+1.657	11:38:47.100
5	1:03.535	+0.586	11:39:50.635
6	1:02.949		11:40:53.584
7	1:04.062	+1.113	11:41:57.646
8	1:04.111	+1.162	11:43:01.757
9	1:04.477	+1.528	11:44:06.234
10	1:04.853	+1.904	11:45:11.087
11	1:04.681	+1.732	11:46:15.768
12	1:05.043	+2.094	11:47:20.811
13	1:05.248	+2.299	11:48:26.059
14	1:04.812	+1.863	11:49:30.871

Copa Catalana Promovelocitat-Móra d'Ebre

classificat per voltes

PromoRACC 1

Circuit de Móra d'Ebre 1,400 km

Segona Cursa

02/08/2020 12:50

Cursa (12:00 i 3 Voltes) started at 12:49:50

Posició	Nº	Nom	Voltes	Total Ts	Dif	Millor Tm	Motocicleta	Llicència	Club	Punts
1	49	RODRIGUEZ ALVAREZ, IZAN	15	15:01.799		59.493	OHVALE	90043-VA	MC Vallisoletanc	25
2	21	ARAGON OYA, ARNAU	15	15:07.655	5.856	59.883	OHVALE	142767-B	MC Circuit Móra	20
3	23	SANCHEZ MELENDEZ, GONZALO	15	15:10.055	8.256	1:00.060	OHVALE	142800-B	P.M.B.	16
4	57	NAVARRETE VICO, RAUL	15	15:11.002	9.203	1:00.177	OHVALE	142192-B	P.M.B.	13
5	26	CALVET CEBOLLA, CHRISTIAN	15	15:18.614	16.815	1:00.336	OHVALE	143197-T	CEM Constantí	11
6	77	MORA CIUCUR, JOEL	15	15:23.743	21.944	1:00.859	OHVALE	141866-B	MC Circuit Móra	10
7	93	SERRA GINESTA, MAX	15	15:23.977	22.178	1:00.877	OHVALE	142156-L	Ch Agramunt	9
8	13	GAYA HERNANDEZ, JORDI	15	15:41.258	39.459	1:01.845	SIN MARCA	142757-L	Mc. Segre	8
9	7	SIMO ALCOBA, GUERAU	15	15:41.263	39.464	1:01.710	OHVALE	142595-L	Lleides Motorsp	7
10	5	GODINO GOMEZ, RAMON	15	16:04.034	1:02.235	1:03.567	OHVALE	142276-B	Amv Torroella	6

No classificat (50% = 8 Voltes)

NT	66	LOPEZ MALO, JAVIER		2.690	NT		OHVALE	143009-B	Pisto B.Montser	0
----	----	--------------------	--	-------	----	--	--------	----------	-----------------	---

Marge de victòria	Velocitat mitja	Millor temps de volta	Millor vel.	Millor volta per
5.856	83,832	59.493	84,716	49 - RODRIGUEZ ALVAREZ, IZAN

Cap de cronometratge / Director de Cursa / President del Jurat

Orbits

Copa Catalana Promovelocitat-Móra d'Ebre

Volta a volta


PromoRACC 1

Circuit de Móra d'Ebre 1,400 km

Segona Cursa

02/08/2020 12:50

Cursa (12:00 i 3 Voltes) started at 12:49:50



Competidors	Voltes															
	0	1	2	3	4	5	6	7	8	9	10	11	12	13	14	15
RODRIGUEZ ALVAREZ, IZAN (49)	1	49	49	49	49	49	49	49	49	49	49	49	49	49	49	49
ARAGON OYA, ARNAU (21)	2	21	21	21	21	21	21	21	21	21	21	21	21	21	21	21
NAVARRETE VICO, RAUL (57)	3	57	23	23	23	23	23	23	23	23	23	23	23	23	23	23
SANCHEZ MELENDEZ, GONZALO (23)	4	23	57	57	57	57	57	57	57	57	57	57	57	57	57	57
SERRA GINESTA, MAX (93)	5	93	93	93	26	26	26	26	26	26	26	26	26	26	26	26
CALVET CEBOLLA, CHRISTIAN (26)	6	26	77	77	93	93	93	93	93	93	93	93	77	77	77	77
MORA CIUCUR, JOEL (77)	7	77	26	26	77	77	77	77	77	77	77	77	93	93	93	93
LOPEZ MALO, JAVIER (66)	8	66	13	13	13	13	13	13	13	13	13	13	13	13	13	13
SIMO ALCOBA, GUERAU (7)	9	7	7	7	7	7	7	7	7	7	7	7	7	7	7	7
GODINO GOMEZ, RAMON (5)	10	5	5	5	5	5	5	5	5	5	5	5	5	5	5	5
GAYA HERNANDEZ, JORDI (13)	11	13														



Copa Catalana Promovelocitat-Móra d'Ebre

PromoRACC 1

Circuit de Móra d'Ebre 1,400 km

Segona Cursa

02/08/2020 12:50

Cursa (12:00 i 3 Voltes) started at 12:49:50

Lap	Lap Tm	Diff	Time of Day
(49) RODRIGUEZ ALVAREZ, IZAN			
1	1:01.948	+2.455	12:50:54.416
2	59.897	+0.404	12:51:54.313
3	1:00.010	+0.517	12:52:54.323
4	59.697	+0.204	12:53:54.020
5	59.738	+0.245	12:54:53.758
6	59.587	+0.094	12:55:53.345
7	59.676	+0.183	12:56:53.021
8	59.597	+0.104	12:57:52.618
9	59.798	+0.305	12:58:52.416
10	59.493		12:59:51.909
11	59.764	+0.271	13:00:51.673
12	1:00.075	+0.582	13:01:51.748
13	59.837	+0.344	13:02:51.585
14	59.761	+0.268	13:03:51.346
15	1:01.227	+1.734	13:04:52.573

Lap	Lap Tm	Diff	Time of Day
(21) ARAGON OYA, ARNAU			
1	1:02.097	+2.214	12:50:54.735
2	1:00.032	+0.149	12:51:54.767
3	1:00.236	+0.353	12:52:55.003
4	1:00.075	+0.192	12:53:55.078
5	1:00.169	+0.286	12:54:55.247
6	59.938	+0.055	12:55:55.185
7	1:00.041	+0.158	12:56:55.226
8	59.883		12:57:55.109
9	1:00.168	+0.285	12:58:55.277
10	1:00.404	+0.521	12:59:55.681
11	1:00.441	+0.558	13:00:56.122
12	1:00.618	+0.735	13:01:56.740
13	1:00.661	+0.778	13:02:57.401
14	1:00.586	+0.703	13:03:57.987
15	1:00.442	+0.559	13:04:58.429

Lap	Lap Tm	Diff	Time of Day
(23) SANCHEZ MELENDEZ, GONZALO			
1	1:02.269	+2.209	12:50:55.279
2	1:00.287	+0.227	12:51:55.566
3	1:00.316	+0.256	12:52:55.882
4	1:00.138	+0.078	12:53:56.020
5	1:00.312	+0.252	12:54:56.332
6	1:00.470	+0.410	12:55:56.802
7	1:00.175	+0.115	12:56:56.977
8	1:00.435	+0.375	12:57:57.412
9	1:00.517	+0.457	12:58:57.929
10	1:00.610	+0.550	12:59:58.539
11	1:00.455	+0.395	13:00:58.994
12	1:00.663	+0.603	13:01:59.657
13	1:00.060		13:02:59.717
14	1:00.423	+0.363	13:04:00.140
15	1:00.689	+0.629	13:05:00.829

Lap	Lap Tm	Diff	Time of Day
(57) NAVARRETE VICO, RAUL			
1	1:02.871	+2.694	12:50:55.667
2	1:00.400	+0.223	12:51:56.067
3	1:00.403	+0.226	12:52:56.470
4	1:00.302	+0.125	12:53:56.772
5	1:00.345	+0.168	12:54:57.117
6	1:00.243	+0.066	12:55:57.360
7	1:00.177		12:56:57.537
8	1:00.256	+0.079	12:57:57.793
9	1:00.377	+0.200	12:58:58.170
10	1:00.701	+0.524	12:59:58.871
11	1:00.700	+0.523	13:00:59.571
12	1:00.315	+0.138	13:01:59.886
13	1:00.297	+0.120	13:03:00.183

Lap	Lap Tm	Diff	Time of Day
14	1:00.443	+0.266	13:04:00.626
15	1:01.150	+0.973	13:05:01.776
(26) CALVET CEBOLLA, CHRISTIAN			
1	1:03.857	+3.521	12:50:57.067
2	1:00.788	+0.452	12:51:57.855
3	1:00.808	+0.472	12:52:58.663
4	1:00.336		12:53:58.999
5	1:00.633	+0.297	12:54:59.632
6	1:00.564	+0.228	12:56:00.196
7	1:00.594	+0.258	12:57:00.790
8	1:00.626	+0.290	12:58:01.416
9	1:00.941	+0.605	12:59:02.357
10	1:00.799	+0.463	13:00:03.156
11	1:01.023	+0.687	13:01:04.179
12	1:01.220	+0.884	13:02:05.399
13	1:01.398	+1.062	13:03:06.797
14	1:01.177	+0.841	13:04:07.974
15	1:01.414	+1.078	13:05:09.388

Lap	Lap Tm	Diff	Time of Day
(77) MORA CIUCUR, JOEL			
1	1:03.504	+2.645	12:50:56.820
2	1:00.940	+0.081	12:51:57.760
3	1:01.573	+0.714	12:52:59.333
4	1:00.944	+0.085	12:54:00.277
5	1:01.029	+0.170	12:55:01.306
6	1:00.859		12:56:02.165
7	1:01.518	+0.659	12:57:03.683
8	1:01.184	+0.325	12:58:04.867
9	1:01.350	+0.491	12:59:06.217
10	1:01.793	+0.934	13:00:08.010
11	1:01.426	+0.567	13:01:09.436
12	1:01.143	+0.284	13:02:10.579
13	1:01.141	+0.282	13:03:11.720
14	1:01.291	+0.432	13:04:13.011
15	1:01.506	+0.647	13:05:14.517

Lap	Lap Tm	Diff	Time of Day
(93) SERRA GINESTA, MAX			
1	1:03.341	+2.464	12:50:56.376
2	1:01.001	+0.124	12:51:57.377
3	1:01.540	+0.663	12:52:58.917
4	1:00.877		12:53:59.794
5	1:00.932	+0.055	12:55:00.726
6	1:01.238	+0.361	12:56:01.964
7	1:01.460	+0.583	12:57:03.424
8	1:01.158	+0.281	12:58:04.582
9	1:01.506	+0.629	12:59:06.088
10	1:01.342	+0.465	13:00:07.430
11	1:02.129	+1.252	13:01:09.559
12	1:01.361	+0.484	13:02:10.920
13	1:01.363	+0.486	13:03:12.283
14	1:01.265	+0.388	13:04:13.548
15	1:01.203	+0.326	13:05:14.751

Lap	Lap Tm	Diff	Time of Day
(13) GAYA HERNANDEZ, JORDI			
1	1:04.242	+2.397	12:50:57.772
2	1:02.566	+0.721	12:52:00.338
3	1:02.821	+0.976	12:53:03.159
4	1:02.447	+0.602	12:54:05.606
5	1:02.516	+0.671	12:55:08.122
6	1:02.658	+0.813	12:56:10.780
7	1:01.845		12:57:12.625
8	1:02.104	+0.259	12:58:14.729
9	1:02.507	+0.662	12:59:17.236
10	1:02.525	+0.680	13:00:19.761
11	1:02.867	+1.022	13:01:22.628

Lap	Lap Tm	Diff	Time of Day
12	1:02.616	+0.771	13:02:25.244
13	1:02.251	+0.406	13:03:27.495
14	1:02.410	+0.565	13:04:29.905
15	1:02.127	+0.282	13:05:32.032
(7) SIMO ALCOBA, GUERAU			
1	1:05.219	+3.509	12:50:58.701
2	1:02.003	+0.293	12:52:00.704
3	1:02.838	+1.128	12:53:03.542
4	1:02.438	+0.728	12:54:05.980
5	1:02.562	+0.852	12:55:08.542
6	1:02.529	+0.819	12:56:11.071
7	1:02.316	+0.606	12:57:13.387
8	1:01.944	+0.234	12:58:15.331
9	1:02.204	+0.494	12:59:17.535
10	1:02.553	+0.843	13:00:20.088
11	1:02.933	+1.223	13:01:23.021
12	1:02.327	+0.617	13:02:25.348
13	1:02.535	+0.825	13:03:27.883
14	1:02.444	+0.734	13:04:30.327
15	1:01.710		13:05:32.037

Lap	Lap Tm	Diff	Time of Day
(5) GODINO GOMEZ, RAMON			
1	1:06.896	+3.329	12:51:00.408
2	1:04.005	+0.438	12:52:04.413
3	1:04.085	+0.518	12:53:08.498
4	1:03.902	+0.335	12:54:12.400
5	1:03.867	+0.300	12:55:16.267
6	1:03.685	+0.118	12:56:19.952
7	1:04.165	+0.598	12:57:24.117
8	1:03.762	+0.195	12:58:27.879
9	1:03.852	+0.285	12:59:31.731
10	1:03.735	+0.168	13:00:35.466
11	1:03.567		13:01:39.033
12	1:03.924	+0.357	13:02:42.957
13	1:03.890	+0.323	13:03:46.847
14	1:04.121	+0.554	13:04:50.968
15	1:03.840	+0.273	13:05:54.808

Cap de cronometratge / Director de Cursa / President del Jurat

Orbits




Copa Catalana Promovelocitat-Móra d'Ebre

PromoRACC 1

Circuit de Móra d'Ebre 1,400 km

Entrenaments Qualificatius



Posició	Nº	Nom	Millor Ts total	R1. Millor Tm	R2. Millor Tm	classe
1	49	RODRIGUEZ ALVAREZ, IZAN	58.852	59.206	58.852	PromoRACC-1
2	21	ARAGON OYA, ARNAU	59.818	59.898	59.818	PromoRACC-1
3	57	NAVARRETE VICO, RAUL	59.856	59.874	59.856	PromoRACC-1
4	26	CALVET CEBOLLA, CHRISTIAN	1:00.151	1:00.151	1:00.440	PromoRACC-1
5	23	SANCHEZ MELENDEZ, GONZALO	1:00.287	1:00.329	1:00.287	PromoRACC-1
6	93	SERRA GINESTA, MAX	1:00.535	1:00.535	1:01.318	PromoRACC-1
7	77	MORA CIUCUR, JOEL	1:00.930	1:00.930	1:00.942	PromoRACC-1
8	7	SIMO ALCOBA, GUERAU	1:01.425	1:01.946	1:01.425	PromoRACC-1
9	13	GAYA HERNANDEZ, JORDI	1:01.803	1:02.010	1:01.803	PromoRACC-1
10	5	GODINO GOMEZ, RAMON	1:03.490	1:04.226	1:03.490	PromoRACC-1
11	66	LOPEZ MALO, JAVIER	1:04.071	1:05.337	1:04.071	PromoRACC-1

Cap de cronometratge / Director de Cursa / President del Jurat

Orbits



Copa Catalana Promovelocitat-Móra d'Ebre

Ordenat per la volta més ràpida

PromoRACC 1

Circuit de Móra d'Ebre 1,400 km

Entrenaments Qualificatius 1a. Sèrie

02/08/2020 09:30

Classificació (10:00 Temps) started at 9:30:00

Posició	Nº	Nom	Millor Tm	En volta	Dif	2º Millor	Club	Motocicleta	classe
1	49	RODRIGUEZ ALVAREZ, IZAN	59.206	7		59.229	MC Vallisoletano	OHVALE	PromoRACC-1
2	57	NAVARRETE VICO, RAUL	59.874	6	0.668	59.916	P.M.B.	OHVALE	PromoRACC-1
3	21	ARAGON OYA, ARNAU	59.898	9	0.692	1:00.119	MC Circuit Móra	OHVALE	PromoRACC-1
4	26	CALVET CEBOLLA, CHRISTIAN	1:00.151	9	0.945	1:00.296	CEM Constantí	OHVALE	PromoRACC-1
5	23	SANCHEZ MELENDEZ, GONZALO	1:00.329	5	1.123	1:00.483	P.M.B.	OHVALE	PromoRACC-1
6	93	SERRA GINESTA, MAX	1:00.535	9	1.329	1:00.918	Ch Agramunt	OHVALE	PromoRACC-1
7	77	MORA CIUCUR, JOEL	1:00.930	7	1.724	1:01.096	MC Circuit Móra	OHVALE	PromoRACC-1
8	7	SIMO ALCOBA, GUERAU	1:01.946	9	2.740	1:02.132	Lleides Motorsport	OHVALE	PromoRACC-1
9	13	GAYA HERNANDEZ, JORDI	1:02.010	7	2.804	1:02.143	Mc. Segre	SIN MARCA	PromoRACC-1
10	5	GODINO GOMEZ, RAMON	1:04.226	6	5.020	1:04.673	Amv Torroella	OHVALE	PromoRACC-1
11	66	LOPEZ MALO, JAVIER	1:05.337	4	6.131	1:05.741	Pisto B.Montseny	OHVALE	PromoRACC-1

Cap de cronometratge / Director de Cursa / President del Jurat

Orbits



Copa Catalana Promovelocitat-Móra d'Ebre

PromoRACC 1

Circuit de Móra d'Ebre 1,400 km

Entrenaments Qualificatius 1a. Sèrie

02/08/2020 09:30

Classificació (10:00 Temps) started at 9:30:00

Lap	Lap Tm	Diff	Time of Day
(49) RODRIGUEZ ALVAREZ, IZAN			
1	1:03.951	+4.745	9:32:39.734
2	1:00.176	+0.970	9:33:39.910
3	59.899	+0.693	9:34:39.809
4	59.229	+0.023	9:35:39.038
5	1:00.630	+1.424	9:36:39.668
6	59.582	+0.376	9:37:39.250
7	59.206		9:38:38.456
8	59.374	+0.168	9:39:37.830
9	59.254	+0.048	9:40:37.084

Lap	Lap Tm	Diff	Time of Day
(57) NAVARRETE VICO, RAUL			
1	1:01.531	+1.657	9:32:18.586
2	1:00.630	+0.756	9:33:19.216
3	1:00.426	+0.552	9:34:19.642
4	1:00.369	+0.495	9:35:20.011
5	1:00.098	+0.224	9:36:20.109
6	59.874		9:37:19.983
7	59.955	+0.081	9:38:19.938
8	59.916	+0.042	9:39:19.854
9	1:00.065	+0.191	9:40:19.919

Lap	Lap Tm	Diff	Time of Day
(21) ARAGON OYA, ARNAU			
1	1:01.590	+1.692	9:32:13.254
2	1:00.671	+0.773	9:33:13.925
3	1:00.614	+0.716	9:34:14.539
4	1:00.401	+0.503	9:35:14.940
5	1:00.172	+0.274	9:36:15.112
6	1:00.119	+0.221	9:37:15.231
7	1:00.847	+0.949	9:38:16.078
8	1:01.043	+1.145	9:39:17.121
9	59.898		9:40:17.019

Lap	Lap Tm	Diff	Time of Day
(26) CALVET CEBOLLA, CHRISTIAN			
1	1:01.301	+1.150	9:32:15.021
2	1:01.257	+1.106	9:33:16.278
3	1:00.849	+0.698	9:34:17.127
4	1:00.507	+0.356	9:35:17.634
5	1:00.674	+0.523	9:36:18.308
6	1:00.394	+0.243	9:37:18.702
7	1:00.296	+0.145	9:38:18.998
8	1:00.432	+0.281	9:39:19.430
9	1:00.151		9:40:19.581

Lap	Lap Tm	Diff	Time of Day
(23) SANCHEZ MELENDEZ, GONZALO			
1	1:01.440	+1.111	9:32:10.798
2	1:00.894	+0.565	9:33:11.692
3	1:00.652	+0.323	9:34:12.344
4	1:00.483	+0.154	9:35:12.827
5	1:00.329		9:36:13.156
6	1:00.913	+0.584	9:37:14.069
7	1:01.487	+1.158	9:38:15.556
8	1:00.709	+0.380	9:39:16.265
9	1:00.589	+0.260	9:40:16.854

Lap	Lap Tm	Diff	Time of Day
(93) SERRA GINESTA, MAX			
1	1:01.202	+0.667	9:32:15.272
2	1:01.321	+0.786	9:33:16.593
3	1:01.002	+0.467	9:34:17.595
4	1:00.918	+0.383	9:35:18.513
5	1:04.479	+3.944	9:36:22.992
6	1:01.453	+0.918	9:37:24.445
7	1:01.519	+0.984	9:38:25.964
8	1:12.455	+11.920	9:39:38.419
9	1:00.535		9:40:38.954

Lap	Lap Tm	Diff	Time of Day
(77) MORA CIUCUR, JOEL			
1	1:02.170	+1.240	9:34:09.729
2	1:01.753	+0.823	9:35:11.482
3	1:01.344	+0.414	9:36:12.826
4	1:01.096	+0.166	9:37:13.922
5	1:02.031	+1.101	9:38:15.953
6	1:01.576	+0.646	9:39:17.529
7	1:00.930		9:40:18.459

Lap	Lap Tm	Diff	Time of Day
(7) SIMO ALCOBA, GUERAU			
1	1:03.942	+1.996	9:32:28.867
2	1:03.131	+1.185	9:33:31.998
3	1:02.666	+0.720	9:34:34.664
4	1:02.344	+0.398	9:35:37.008
5	1:02.504	+0.558	9:36:39.512
6	1:02.132	+0.186	9:37:41.644
7	1:02.642	+0.696	9:38:44.286
8	1:02.276	+0.330	9:39:46.562
9	1:01.946		9:40:48.508


Lap	Lap Tm	Diff	Time of Day
(13) GAYA HERNANDEZ, JORDI			
1	1:04.608	+2.598	9:32:29.048
2	1:03.185	+1.175	9:33:32.233
3	1:02.856	+0.846	9:34:35.089
4	1:02.143	+0.133	9:35:37.232
5	1:02.609	+0.599	9:36:39.841
6	1:02.158	+0.148	9:37:41.999
7	1:02.010		9:38:44.009
8	1:02.194	+0.184	9:39:46.203
9	1:02.531	+0.521	9:40:48.734

Lap	Lap Tm	Diff	Time of Day
(5) GODINO GOMEZ, RAMON			
1	1:06.828	+2.602	9:32:33.152
2	1:05.001	+0.775	9:33:38.153
3	1:04.812	+0.586	9:34:42.965
4	1:04.933	+0.707	9:35:47.898
5	1:04.673	+0.447	9:36:52.571
6	1:04.226		9:37:56.797
7	1:05.362	+1.136	9:39:02.159
8	1:04.944	+0.718	9:40:07.103

Lap	Lap Tm	Diff	Time of Day
(66) LOPEZ MALO, JAVIER			
1	1:06.840	+1.503	9:32:37.269
2	1:05.853	+0.516	9:33:43.122
3	1:05.845	+0.508	9:34:48.967
4	1:05.337		9:35:54.304
5	1:05.741	+0.404	9:37:00.045
6	3:07.845	+2:02.508	9:40:07.890

Cap de cronometratge / Director de Cursa / President del Jurat

Orbits



Copa Catalana Promovelocitat-Móra d'Ebre

Ordenat per la volta més ràpida

PromoRACC 1

Circuit de Móra d'Ebre 1,400 km

Entrenaments Qualificatius 2a. Sèrie

02/08/2020 10:20

Classificació (10:00 Temps) started at 10:20:00

Posició	Nº	Nom	Millor Tm	En volta	Dif	2º Millor	Club	Motocicleta	classe
1	49	RODRIGUEZ ALVAREZ, IZAN	58.852	3		59.069	MC Vallisoletano	OHVALE	PromoRACC-1
2	21	ARAGON OYA, ARNAU	59.818	7	0.966	59.833	MC Circuit Móra	OHVALE	PromoRACC-1
3	57	NAVARRETE VICO, RAUL	59.856	9	1.004	1:00.185	P.M.B.	OHVALE	PromoRACC-1
4	23	SANCHEZ MELENDEZ, GONZALO	1:00.287	1	1.435	1:00.363	P.M.B.	OHVALE	PromoRACC-1
5	26	CALVET CEBOLLA, CHRISTIAN	1:00.440	5	1.588	1:00.461	CEM Constantí	OHVALE	PromoRACC-1
6	77	MORA CIUCUR, JOEL	1:00.942	8	2.090	1:01.298	MC Circuit Móra	OHVALE	PromoRACC-1
7	93	SERRA GINESTA, MAX	1:01.318	5	2.466	1:01.397	Ch Agramunt	OHVALE	PromoRACC-1
8	7	SIMO ALCOBA, GUERAU	1:01.425	8	2.573	1:01.622	Lleides Motorsport	OHVALE	PromoRACC-1
9	13	GAYA HERNANDEZ, JORDI	1:01.803	4	2.951	1:01.917	Mc. Segre	SIN MARCA	PromoRACC-1
10	5	GODINO GOMEZ, RAMON	1:03.490	9	4.638	1:03.584	Amv Torroella	OHVALE	PromoRACC-1
11	66	LOPEZ MALO, JAVIER	1:04.071	3	5.219	1:04.195	Pisto B.Montseny	OHVALE	PromoRACC-1

Cap de cronometratge / Director de Cursa / President del Jurat

Orbits



Copa Catalana Promovelocitat-Móra d'Ebre

PromoRACC 1

Circuit de Móra d'Ebre 1,400 km

Entrenaments Qualificatius 2a. Sèrie

02/08/2020 10:20

Classificació (10:00 Temps) started at 10:20:00

Lap	Lap Tm	Diff	Time of Day
(49) RODRIGUEZ ALVAREZ, IZAN			
1	59.299	+0.447	10:23:00.842
2	59.193	+0.341	10:24:00.035
3	58.852		10:24:58.887
4	59.069	+0.217	10:25:57.956
5	59.395	+0.543	10:26:57.351
6	1:02.153	+3.301	10:27:59.504
7	59.269	+0.417	10:28:58.773
8	1:01.300	+2.448	10:30:00.073
9	1:00.076	+1.224	10:31:00.149

Lap	Lap Tm	Diff	Time of Day
(21) ARAGON OYA, ARNAU			
1	2:14.746	+1:14.928	10:23:40.178
2	1:00.217	+0.399	10:24:40.395
3	59.833	+0.015	10:25:40.228
4	1:00.128	+0.310	10:26:40.356
5	1:00.653	+0.835	10:27:41.009
6	1:00.845	+1.027	10:28:41.854
7	59.818		10:29:41.672
8	1:00.121	+0.303	10:30:41.793

Lap	Lap Tm	Diff	Time of Day
(57) NAVARRETE VICO, RAUL			
1	1:02.831	+2.975	10:22:26.868
2	1:00.887	+1.031	10:23:27.755
3	1:05.298	+5.442	10:24:33.053
4	1:01.551	+1.695	10:25:34.604
5	1:08.808	+8.952	10:26:43.412
6	1:01.112	+1.256	10:27:44.524
7	1:00.185	+0.329	10:28:44.709
8	1:00.411	+0.555	10:29:45.120
9	59.856		10:30:44.976

Lap	Lap Tm	Diff	Time of Day
(23) SANCHEZ MELENDEZ, GONZALO			
1	1:00.287		10:23:02.548
2	1:01.221	+0.934	10:24:03.769
3	1:00.969	+0.682	10:25:04.738
4	1:00.396	+0.109	10:26:05.134
5	1:00.754	+0.467	10:27:05.888
6	1:00.363	+0.076	10:28:06.251
7	1:00.832	+0.545	10:29:07.083
8	1:00.530	+0.243	10:30:07.613

Lap	Lap Tm	Diff	Time of Day
(26) CALVET CEBOLLA, CHRISTIAN			
1	1:03.202	+2.762	10:22:24.318
2	1:03.738	+3.298	10:23:28.056
3	1:03.557	+3.117	10:24:31.613
4	1:02.573	+2.133	10:25:34.186
5	1:00.440		10:26:34.626
6	1:01.088	+0.648	10:27:35.714
7	1:02.113	+1.673	10:28:37.827
8	1:00.461	+0.021	10:29:38.288
9	1:00.507	+0.067	10:30:38.795

Lap	Lap Tm	Diff	Time of Day
(77) MORA CIUCUR, JOEL			
1	1:01.770	+0.828	10:22:25.283
2	1:02.237	+1.295	10:23:27.520
3	1:02.689	+1.747	10:24:30.209
4	1:05.340	+4.398	10:25:35.549
5	1:01.462	+0.520	10:26:37.011
6	1:25.233	+24.291	10:28:02.244
7	1:01.298	+0.356	10:29:03.542
8	1:00.942		10:30:04.484

Lap	Lap Tm	Diff	Time of Day
(93) SERRA GINESTA, MAX			
1	1:06.867	+5.549	10:22:28.422

Lap	Lap Tm	Diff	Time of Day
2	1:01.677	+0.359	10:23:30.099
3	1:11.373	+10.055	10:24:41.472
4	1:01.975	+0.657	10:25:43.447
5	1:01.318		10:26:44.765
6	1:01.397	+0.079	10:27:46.162
7	1:01.504	+0.186	10:28:47.666
8	1:01.487	+0.169	10:29:49.153
9	1:01.671	+0.353	10:30:50.824

Lap	Lap Tm	Diff	Time of Day
(7) SIMO ALCOBA, GUERAU			
1	1:02.409	+0.984	10:22:22.332
2	1:02.791	+1.366	10:23:25.123
3	1:02.899	+1.474	10:24:28.022
4	1:01.861	+0.436	10:25:29.883
5	1:02.933	+1.508	10:26:32.816
6	1:02.897	+1.472	10:27:35.713
7	1:02.500	+1.075	10:28:38.213
8	1:01.425		10:29:39.638
9	1:01.622	+0.197	10:30:41.260


Lap	Lap Tm	Diff	Time of Day
(13) GAYA HERNANDEZ, JORDI			
1	1:02.496	+0.693	10:22:24.801
2	1:02.357	+0.554	10:23:27.158
3	1:02.256	+0.453	10:24:29.414
4	1:01.803		10:25:31.217
5	1:01.917	+0.114	10:26:33.134
6	1:02.174	+0.371	10:27:35.308
7	1:02.695	+0.892	10:28:38.003
8	1:03.041	+1.238	10:29:41.044
9	1:02.814	+1.011	10:30:43.858

Lap	Lap Tm	Diff	Time of Day
(5) GODINO GOMEZ, RAMON			
1	1:05.454	+1.964	10:22:30.878
2	1:05.211	+1.721	10:23:36.089
3	1:05.080	+1.590	10:24:41.169
4	1:04.447	+0.957	10:25:45.616
5	1:03.598	+0.108	10:26:49.214
6	1:03.894	+0.404	10:27:53.108
7	1:03.584	+0.094	10:28:56.692
8	1:03.827	+0.337	10:30:00.519
9	1:03.490		10:31:04.009

Lap	Lap Tm	Diff	Time of Day
(66) LOPEZ MALO, JAVIER			
1	1:04.814	+0.743	10:22:22.079
2	1:04.195	+0.124	10:23:26.274
3	1:04.071		10:24:30.345
4	1:04.814	+0.743	10:25:35.159
5	1:04.788	+0.717	10:26:39.947
6	1:04.687	+0.616	10:27:44.634
7	1:05.587	+1.516	10:28:50.221
8	1:05.838	+1.767	10:29:56.059
9	1:05.609	+1.538	10:31:01.668

Cap de cronometratge / Director de Cursa / President del Jurat

Orbits



Copa Catalana Promovelocitat-Móra d'Ebre

PromoRACC 2

Circuit de Móra d'Ebre 1,400 km

Classificació FINAL

Pos.	Núm.	Nom i Cognoms	Llicència	Club	Carrera 1	Carrera 2	Total Punts
1	44	ALBERTON ESCUDE, XAVIER	142442-T	Mc Tortosa	25	25	50
2	12	OBIOL FOLCH, CESC	142863-T	Simonety School	20	20	40
3	27	GUTIERREZ AZNAREZ, BRYAN	142791-T	P.M.B.	13	16	29
4	29	MOLINA MESA, ADRIAN	142714-B	Esc. Osona	16	13	29
5	5	GALAN BERMEJO, IGNACIO	143229-B-A	P.M.B.	11	11	22
6	35	GINES CORPA, ALEIX	143241-L	Pilotschool	10	10	20
7	71	GODINO GOMEZ, ADELA	142277-B	Amv Torroella	9	9	18
NT	45	DA SILVA COELHO, ERIC	11739-AN	Mc. Les Valls	0	0	0

Cap de cronometratge / Director de Cursa / President del Jurat

Orbits



Copa Catalana Promovelocitat-Móra d'Ebre

classificat per voltes

PromoRACC 2	Circuit de Móra d'Ebre 1,400 km
Primera Cursa	02/08/2020 11:10
Cursa (10:00 i 3 Voltes) started at 11:09:18	

osicic	Nº	Nom	Voltes	Total Ts	Dif	Millor Tm	Motocicleta	Llicència	Club	Punts
1	44	ALBERTON ESCUDE, XAVIER	13	13:20.648		1:00.620	OHVALE	142442-T	Mc Tortosa	25
2	12	OBIOL FOLCH, CESC	13	13:20.785	0.137	1:00.313	OHVALE	142863-T	Simonety Schoc	20
3	29	MOLINA MESA, ADRIAN	13	13:31.152	10.504	1:01.678	OHVALE	142714-B	Esc. Osona	16
4	27	GUTIERREZ AZNAREZ, BRYAN	13	13:31.448	10.800	1:01.596	OHVALE	142791-T	P.M.B.	13
5	5	GALAN BERMEJO, IGNACIO	13	14:03.704	43.056	1:02.680	OHVALE	143229-B-AMI	P.M.B.	11
6	35	GINES CORPA, ALEIX	13	14:18.221	57.573	1:04.326	OHVALE	143241-L	Pilotschool	10
7	71	GODINO GOMEZ, ADELA	11	13:52.613	2 Voltes	1:14.031	OHVALE	142277-B	Amv Torroella	9
No classificat										
NT	45	DA SILVA COELHO, ERIC	7	7:33.985	NT	1:02.252	OHVALE	11739-AN	Mc. Les Valls	0

Notificacions

Num. 35 - Penalitzacio de 10" per avançar-se a la sortida, art. 9.6 del Reg. Esp. FCM

Num. 45 - Penalitzacio de 10" per avançar-se a la sortida, art. 9.6 del Reg. Esp. FCM

Marge de victòria	Velocitat mitja	Millor temps de volta	Millor vel.	Millor volta per
0.137	81,834	1:00.313	83,564	12 - OBIOL FOLCH, CESC

Cap de cronometratge / Director de Cursa / President del Jurat

Orbits

Copa Catalana Promovelocitat-Móra d'Ebre

Volta a volta


PromoRACC 2

Circuit de Móra d'Ebre 1,400 km

Primera Cursa

02/08/2020 11:10

Cursa (10:00 i 3 Voltes) started at 11:09:18



Competidors

Voltes

	0	1	2	3	4	5	6	7	8	9	10	11	12	13	
OBIOL FOLCH, CESC (12)	1	12	12	44	12	12	12	44	44	44	12	12	44	12	44
ALBERTON ESCUDE, XAVIER (44)	2	44	44	12	44	44	44	12	12	12	44	44	12	44	12
GUTIERREZ AZNAREZ, BRYAN (27)	3	27	27	27	27	27	27	29	29	29	29	29	29	29	29
MOLINA MESA, ADRIAN (29)	4	29	29	29	29	29	29	27	27	27	27	27	27	27	27
DA SILVA COELHO, ERIC (45)	5	45	45	45	45	45	45	45	35	35	5	5	5	5	5
GINES CORPA, ALEIX (35)	6	35	35	35	35	35	35	35	5	5	35	35	35	35	35
GODINO GOMEZ, ADELA (71)	7	71	5	5	5	5	5	5	5	71	71	71	71	71	71
GALAN BERMEJO, IGNACIO (5)	8	5	71	71	71	71	71	71	71	71	71	71	71	71	71

Cap de cronometratge / Director de Cursa / President del Jurat

Orbits



Copa Catalana Promovelocitat-Móra d'Ebre

PromoRACC 2

Circuit de Móra d'Ebre 1,400 km

Primera Cursa

02/08/2020 11:10

Cursa (10:00 i 3 Voltes) started at 11:09:18

Lap	Lap Tm	Diff	Time of Day
(44) ALBERTON ESCUDE, XAVIER			
1	1:04.009	+3.389	11:10:24.042
2	1:01.353	+0.733	11:11:25.395
3	1:02.090	+1.470	11:12:27.485
4	1:01.384	+0.764	11:13:28.869
5	1:01.565	+0.945	11:14:30.434
6	1:01.114	+0.494	11:15:31.548
7	1:00.864	+0.244	11:16:32.412
8	1:00.620		11:17:33.032
9	1:01.394	+0.774	11:18:34.426
10	1:01.667	+1.047	11:19:36.093
11	1:01.078	+0.458	11:20:37.171
12	1:01.306	+0.686	11:21:38.477
13	1:00.658	+0.038	11:22:39.135

Lap	Lap Tm	Diff	Time of Day
(12) OBIOL FOLCH, CESC			
1	1:03.450	+3.137	11:10:23.364
2	1:02.141	+1.828	11:11:25.505
3	1:01.712	+1.399	11:12:27.217
4	1:01.581	+1.268	11:13:28.798
5	1:01.614	+1.301	11:14:30.412
6	1:02.050	+1.737	11:15:32.462
7	1:00.313		11:16:32.775
8	1:00.533	+0.220	11:17:33.308
9	1:01.020	+0.707	11:18:34.328
10	1:01.659	+1.346	11:19:35.987
11	1:01.343	+1.030	11:20:37.330
12	1:01.045	+0.732	11:21:38.375
13	1:00.897	+0.584	11:22:39.272

Lap	Lap Tm	Diff	Time of Day
(29) MOLINA MESA, ADRIAN			
1	1:04.626	+2.948	11:10:24.850
2	1:01.715	+0.037	11:11:26.565
3	1:01.807	+0.129	11:12:28.372
4	1:01.678		11:13:30.050
5	1:01.689	+0.011	11:14:31.739
6	1:02.821	+1.143	11:15:34.560
7	1:01.686	+0.008	11:16:36.246
8	1:01.977	+0.299	11:17:38.223
9	1:02.294	+0.616	11:18:40.517
10	1:02.381	+0.703	11:19:42.898
11	1:02.207	+0.529	11:20:45.105
12	1:02.590	+0.912	11:21:47.695
13	1:01.944	+0.266	11:22:49.639

Lap	Lap Tm	Diff	Time of Day
(27) GUTIERREZ AZNAREZ, BRYAN			
1	1:04.109	+2.513	11:10:24.305
2	1:01.729	+0.133	11:11:26.034
3	1:01.979	+0.383	11:12:28.013
4	1:01.596		11:13:29.609
5	1:01.841	+0.245	11:14:31.450
6	1:03.224	+1.628	11:15:34.674
7	1:01.683	+0.087	11:16:36.357
8	1:02.015	+0.419	11:17:38.372
9	1:02.611	+1.015	11:18:40.983
10	1:02.074	+0.478	11:19:43.057
11	1:02.173	+0.577	11:20:45.230
12	1:02.567	+0.971	11:21:47.797
13	1:02.138	+0.542	11:22:49.935

Lap	Lap Tm	Diff	Time of Day
(5) GALAN BERMEJO, IGNACIO			
1	1:09.710	+7.030	11:10:37.840
2	1:03.449	+0.769	11:11:41.289
3	1:03.459	+0.779	11:12:44.748
4	1:02.680		11:13:47.428

Lap	Lap Tm	Diff	Time of Day
5	1:02.751	+0.071	11:14:50.179
6	1:03.290	+0.610	11:15:53.469
7	1:03.104	+0.424	11:16:56.573
8	1:05.678	+2.998	11:18:02.251
9	1:04.937	+2.257	11:19:07.188
10	1:03.854	+1.174	11:20:11.042
11	1:03.528	+0.848	11:21:14.570
12	1:03.581	+0.901	11:22:18.151
13	1:04.040	+1.360	11:23:22.191

Lap	Lap Tm	Diff	Time of Day
(35) GINES CORPA, ALEIX			
1	1:06.557	+2.231	11:10:26.983
2	1:04.326		11:11:31.309
3	1:04.756	+0.430	11:12:36.065
4	1:04.999	+0.673	11:13:41.064
5	1:05.152	+0.826	11:14:46.216
6	1:04.704	+0.378	11:15:50.920
7	1:04.955	+0.629	11:16:55.875
8	1:06.174	+1.848	11:18:02.049
9	1:04.989	+0.663	11:19:07.038
10	1:04.958	+0.632	11:20:11.996
11	1:04.801	+0.475	11:21:16.797
12	1:04.779	+0.453	11:22:21.576
13	1:05.132	+0.806	11:23:26.708

Lap	Lap Tm	Diff	Time of Day
(71) GODINO GOMEZ, ADELA			
1	1:17.893	+3.862	11:10:39.200
2	1:14.691	+0.660	11:11:53.891
3	1:14.500	+0.469	11:13:08.391
4	1:14.524	+0.493	11:14:22.915
5	1:14.779	+0.748	11:15:37.694
6	1:14.031		11:16:51.725
7	1:14.987	+0.956	11:18:06.712
8	1:15.524	+1.493	11:19:22.236
9	1:17.783	+3.752	11:20:40.019
10	1:15.520	+1.489	11:21:55.539
11	1:15.561	+1.530	11:23:11.100

Lap	Lap Tm	Diff	Time of Day
(45) DA SILVA COELHO, ERIC			
1	1:04.979	+2.727	11:10:25.261
2	1:02.252		11:11:27.513
3	1:02.625	+0.373	11:12:30.138
4	1:03.297	+1.045	11:13:33.435
5	1:02.946	+0.694	11:14:36.381
6	1:02.737	+0.485	11:15:39.118
7	1:03.354	+1.102	11:16:42.472

Cap de cronometratge / Director de Cursa / President del Jurat

Orbits



Copa Catalana Promovelocitat-Móra d'Ebre

classificat per voltes

PromoRACC 2

Circuit de Móra d'Ebre 1,400 km

Segona Cursa

02/08/2020 12:25

Cursa (10:00 i 2 Voltes) started at 12:24:43

osicic	Nº	Nom	Voltes	Total Ts	Dif	Millor Tm	Motocicleta	Llicència	Club	Punts
1	44	ALBERTON ESCUDE, XAVIER	12	12:16.780		1:00.641	OHVALE	142442-T	Mc Tortosa	25
2	12	OBIOL FOLCH, CESC	12	12:16.893	0.113	1:00.720	OHVALE	142863-T	Simonety Schoc	20
3	27	GUTIERREZ AZNAREZ, BRYAN	12	12:34.410	17.630	1:01.344	OHVALE	142791-T	P.M.B.	16
4	29	MOLINA MESA, ADRIAN	12	12:34.552	17.772	1:01.413	OHVALE	142714-B	Esc. Osona	13
5	5	GALAN BERMEJO, IGNACIO	12	12:44.791	28.011	1:02.495	OHVALE	143229-B-AMI	P.M.B.	11
6	35	GINES CORPA, ALEIX	12	12:59.517	42.737	1:03.481	OHVALE	143241-L	Pilotschool	10
7	71	GODINO GOMEZ, ADELA	10	12:41.914	2 Voltes	1:13.218	OHVALE	142277-B	Amv Torroella	9
No classificat (75% = 9 Voltes)										
NT	45	DA SILVA COELHO, ERIC	11	11:47.359	NT	1:02.144	OHVALE	11739-AN	Mc. Les Valls	0

Notificacions

Num. 45 - Penalitzacio de 10" per avançar-se a la sortida, art. 9.6 del Reg. Esp. FCM

Marge de victòria	Velocitat mitja	Millor temps de volta	Millor vel.	Millor volta per
0.113	82,087	1:00.641	83,112	44 - ALBERTON ESCUDE, XAVIER

Cap de cronometratge / Director de Cursa / President del Jurat

Orbits

Copa Catalana Promovelocitat-Móra d'Ebre

Volta a volta


PromoRACC 2

Circuit de Móra d'Ebre 1,400 km

Segona Cursa

02/08/2020 12:25

Cursa (10:00 i 2 Voltes) started at 12:24:43



Competidors

Voltes

	0	1	2	3	4	5	6	7	8	9	10	11	12
1 OBIOL FOLCH, CESC (12)	12	12	12	12	44	44	44	44	44	44	44	44	44
2 GUTIERREZ AZNAREZ, BRYAN (27)	27	44	44	44	12	12	12	12	12	12	12	12	12
3 ALBERTON ESCUDE, XAVIER (44)	44	27	27	27	27	27	27	27	27	27	29	29	27
4 MOLINA MESA, ADRIAN (29)	29	29	29	29	29	29	29	29	29	29	27	27	29
5 DA SILVA COELHO, ERIC (45)	45	5	5	45	45	45	45	45	45	45	45	45	5
6 GALAN BERMEJO, IGNACIO (5)	5	35	45	35	5	5	5	5	5	5	5	5	35
7 GINES CORPA, ALEIX (35)	35	45	35	5	35	35	35	35	35	35	35	35	35
8 GODINO GOMEZ, ADELA (71)	71	71	71	71	71	71	71	71	71	71	71	71	71



Copa Catalana Promovelocitat-Móra d'Ebre

PromoRACC 2

Circuit de Móra d'Ebre 1,400 km

Segona Cursa

02/08/2020 12:25

Cursa (10:00 i 2 Voltes) started at 12:24:43

Lap	Lap Tm	Diff	Time of Day
(44) ALBERTON ESCUDE, XAVIER			
1	1:03.675	+3.034	12:25:49.271
2	1:01.007	+0.366	12:26:50.278
3	1:00.896	+0.255	12:27:51.174
4	1:01.548	+0.907	12:28:52.722
5	1:01.033	+0.392	12:29:53.755
6	1:01.040	+0.399	12:30:54.795
7	1:00.772	+0.131	12:31:55.567
8	1:00.970	+0.329	12:32:56.537
9	1:00.861	+0.220	12:33:57.398
10	1:01.179	+0.538	12:34:58.577
11	1:01.171	+0.530	12:35:59.748
12	1:00.641		12:37:00.389

Lap	Lap Tm	Diff	Time of Day
(12) OBIOL FOLCH, CESC			
1	1:03.160	+2.440	12:25:48.490
2	1:01.269	+0.549	12:26:49.759
3	1:01.270	+0.550	12:27:51.029
4	1:01.740	+1.020	12:28:52.769
5	1:01.169	+0.449	12:29:53.938
6	1:00.907	+0.187	12:30:54.845
7	1:00.822	+0.102	12:31:55.667
8	1:00.997	+0.277	12:32:56.664
9	1:00.789	+0.069	12:33:57.453
10	1:01.157	+0.437	12:34:58.610
11	1:01.172	+0.452	12:35:59.782
12	1:00.720		12:37:00.502

Lap	Lap Tm	Diff	Time of Day
(27) GUTIERREZ AZNAREZ, BRYAN			
1	1:03.943	+2.599	12:25:49.502
2	1:02.237	+0.893	12:26:51.739
3	1:02.224	+0.880	12:27:53.963
4	1:02.685	+1.341	12:28:56.648
5	1:02.801	+1.457	12:29:59.449
6	1:03.143	+1.799	12:31:02.592
7	1:02.880	+1.536	12:32:05.472
8	1:03.151	+1.807	12:33:08.623
9	1:03.183	+1.839	12:34:11.806
10	1:02.518	+1.174	12:35:14.324
11	1:01.344		12:36:15.668
12	1:02.351	+1.007	12:37:18.019

Lap	Lap Tm	Diff	Time of Day
(29) MOLINA MESA, ADRIAN			
1	1:04.184	+2.771	12:25:49.827
2	1:02.186	+0.773	12:26:52.013
3	1:02.178	+0.765	12:27:54.191
4	1:08.331	+6.918	12:29:02.522
5	1:02.643	+1.230	12:30:05.165
6	1:01.693	+0.280	12:31:06.858
7	1:01.463	+0.050	12:32:08.321
8	1:01.865	+0.452	12:33:10.186
9	1:01.896	+0.483	12:34:12.082
10	1:02.127	+0.714	12:35:14.209
11	1:01.413		12:36:15.622
12	1:02.539	+1.126	12:37:18.161

Lap	Lap Tm	Diff	Time of Day
(5) GALAN BERMEJO, IGNACIO			
1	1:04.854	+2.359	12:25:50.785
2	1:03.373	+0.878	12:26:54.158
3	1:05.241	+2.746	12:27:59.399
4	1:03.475	+0.980	12:29:02.874
5	1:03.008	+0.513	12:30:05.882
6	1:02.837	+0.342	12:31:08.719
7	1:02.495		12:32:11.214
8	1:02.987	+0.492	12:33:14.201

Lap	Lap Tm	Diff	Time of Day
9	1:03.359	+0.864	12:34:17.560
10	1:03.359	+0.864	12:35:20.919
11	1:02.991	+0.496	12:36:23.910
12	1:04.490	+1.995	12:37:28.400

Lap	Lap Tm	Diff	Time of Day
(35) GINES CORPA, ALEIX			
1	1:05.213	+1.732	12:25:51.422
2	1:04.345	+0.864	12:26:55.767
3	1:03.546	+0.065	12:27:59.313
4	1:03.922	+0.441	12:29:03.235
5	1:03.481		12:30:06.716
6	1:04.279	+0.798	12:31:10.995
7	1:05.022	+1.541	12:32:16.017
8	1:04.875	+1.394	12:33:20.892
9	1:04.954	+1.473	12:34:25.846
10	1:05.129	+1.648	12:35:30.975
11	1:05.473	+1.992	12:36:36.448
12	1:06.678	+3.197	12:37:43.126

Lap	Lap Tm	Diff	Time of Day
(71) GODINO GOMEZ, ADELA			
1	1:20.077	+6.859	12:26:07.909
2	1:18.447	+5.229	12:27:26.356
3	1:17.016	+3.798	12:28:43.372
4	1:16.024	+2.806	12:29:59.396
5	1:14.515	+1.297	12:31:13.911
6	1:13.403	+0.185	12:32:27.314
7	1:15.334	+2.116	12:33:42.648
8	1:15.072	+1.854	12:34:57.720
9	1:14.585	+1.367	12:36:12.305
10	1:13.218		12:37:25.523

Lap	Lap Tm	Diff	Time of Day
(45) DA SILVA COELHO, ERIC			
1	1:05.780	+3.636	12:25:51.683
2	1:03.886	+1.742	12:26:55.569
3	1:03.463	+1.319	12:27:59.032
4	1:03.647	+1.503	12:29:02.679
5	1:02.753	+0.609	12:30:05.432
6	1:02.269	+0.125	12:31:07.701
7	1:02.144		12:32:09.845
8	1:02.737	+0.593	12:33:12.582
9	1:02.946	+0.802	12:34:15.528
10	1:03.013	+0.869	12:35:18.541
11	1:02.427	+0.283	12:36:20.968

Cap de cronometratge / Director de Cursa / President del Jurat

Orbits




Copa Catalana Promovelocitat-Móra d'Ebre

PromoRACC 2

Circuit de Móra d'Ebre 1,400 km

Entrenaments Qualificatius



Posició	Nº	Nom	Millor Ts total	R1. Millor Tm	R2. Millor Tm	classe
1	12	OBIOL FOLCH, CESC	1:00.900	1:00.900	1:01.467	PromoRACC-2
2	44	ALBERTON ESCUDE, XAVIER	1:01.091	1:01.170	1:01.091	PromoRACC-2
3	29	MOLINA MESA, ADRIAN	1:02.053	1:02.168	1:02.053	PromoRACC-2
4	27	GUTIERREZ AZNAREZ, BRYAN	1:02.137	1:02.321	1:02.137	PromoRACC-2
5	45	DA SILVA COELHO, ERIC	1:02.754	1:03.736	1:02.754	PromoRACC-2
6	5	GALAN BERMEJO, IGNACIO	1:03.276	1:03.276	1:03.528	PromoRACC-2
7	35	GINES CORPA, ALEIX	1:04.975	1:05.084	1:04.975	PromoRACC-2
8	71	GODINO GOMEZ, ADELA	1:15.152	1:15.152	1:15.223	PromoRACC-2

Cap de cronometratge / Director de Cursa / President del Jurat

Orbits



Copa Catalana Promovelocitat-Móra d'Ebre

Ordenat per la volta més ràpida

PromoRACC 2

Circuit de Móra d'Ebre 1,400 km

Entrenaments Qualificatius 1a. Sèrie

02/08/2020 09:15

Classificació (10:00 Temps) started at 9:15:00

Posició	Nº	Nom	Millor Tm	En volta	Dif	2º Millor	Club	Motocicleta	classe
1	12	OBIOL FOLCH, CESC	1:00.900	8		1:01.059	Simonety School	OHVALE	PromoRACC-2
2	44	ALBERTON ESCUDE, XAVIER	1:01.170	5	0.270	1:01.191	Mc Tortosa	OHVALE	PromoRACC-2
3	29	MOLINA MESA, ADRIAN	1:02.168	7	1.268	1:02.313	Esc. Osona	OHVALE	PromoRACC-2
4	27	GUTIERREZ AZNAREZ, BRYAN	1:02.321	4	1.421	1:02.584	P.M.B.	OHVALE	PromoRACC-2
5	5	GALAN BERMEJO, IGNACIO	1:03.276	4	2.376	1:03.344	P.M.B.	OHVALE	PromoRACC-2
6	45	DA SILVA COELHO, ERIC	1:03.736	6	2.836	1:03.929	Mc. Les Valls	OHVALE	PromoRACC-2
7	35	GINES CORPA, ALEIX	1:05.084	5	4.184	1:05.638	Pilotschool	OHVALE	PromoRACC-2
8	71	GODINO GOMEZ, ADELA	1:15.152	7	14.252	1:15.976	Amv Torroella	OHVALE	PromoRACC-2

Cap de cronometratge / Director de Cursa / President del Jurat

Orbits



Copa Catalana Promovelocitat-Móra d'Ebre

PromoRACC 2

Circuit de Móra d'Ebre 1,400 km

Entrenaments Qualificatius 1a. Sèrie

02/08/2020 09:15

Classificació (10:00 Temps) started at 9:15:00

Lap	Lap Tm	Diff	Time of Day
(12) OBIOL FOLCH, CESC			
1	1:02.325	+1.425	9:17:29.365
2	1:02.598	+1.698	9:18:31.963
3	1:01.572	+0.672	9:19:33.535
4	1:01.869	+0.969	9:20:35.404
5	1:01.219	+0.319	9:21:36.623
6	1:01.093	+0.193	9:22:37.716
7	1:01.059	+0.159	9:23:38.775
8	1:00.900		9:24:39.675
9	1:01.818	+0.918	9:25:41.493

Lap	Lap Tm	Diff	Time of Day
(44) ALBERTON ESCUDE, XAVIER			
1	1:02.744	+1.574	9:17:25.598
2	1:01.914	+0.744	9:18:27.512
3	1:01.600	+0.430	9:19:29.112
4	1:01.500	+0.330	9:20:30.612
5	1:01.170		9:21:31.782
6	1:01.191	+0.021	9:22:32.973
7	1:01.595	+0.425	9:23:34.568
8	1:01.432	+0.262	9:24:36.000
9	1:01.860	+0.690	9:25:37.860

Lap	Lap Tm	Diff	Time of Day
(29) MOLINA MESA, ADRIAN			
1	1:04.055	+1.887	9:17:28.303
2	1:03.519	+1.351	9:18:31.822
3	1:02.921	+0.753	9:19:34.743
4	1:02.937	+0.769	9:20:37.680
5	1:02.313	+0.145	9:21:39.993
6	1:02.701	+0.533	9:22:42.694
7	1:02.168		9:23:44.862
8	1:02.710	+0.542	9:24:47.572

Lap	Lap Tm	Diff	Time of Day
(27) GUTIERREZ AZNAREZ, BRYAN			
1	1:03.739	+1.418	9:17:34.855
2	1:03.435	+1.114	9:18:38.290
3	1:02.584	+0.263	9:19:40.874
4	1:02.321		9:20:43.195
5	1:02.909	+0.588	9:21:46.104

Lap	Lap Tm	Diff	Time of Day
(5) GALAN BERMEJO, IGNACIO			
1	1:05.125	+1.849	9:17:37.048
2	1:03.880	+0.604	9:18:40.928
3	1:03.344	+0.068	9:19:44.272
4	1:03.276		9:20:47.548
5	1:04.059	+0.783	9:21:51.607
6	1:03.753	+0.477	9:22:55.360
7	1:03.999	+0.723	9:23:59.359
8	1:04.075	+0.799	9:25:03.434

Lap	Lap Tm	Diff	Time of Day
(45) DA SILVA COELHO, ERIC			
1	1:03.929	+0.193	9:17:27.973
2	1:04.482	+0.746	9:18:32.455
3	1:04.401	+0.665	9:19:36.856
4	1:05.809	+2.073	9:20:42.665
5	1:04.115	+0.379	9:21:46.780
6	1:03.736		9:22:50.516
7	1:04.235	+0.499	9:23:54.751
8	1:04.570	+0.834	9:24:59.321
9	1:04.241	+0.505	9:26:03.562

Lap	Lap Tm	Diff	Time of Day
(35) GINES CORPA, ALEIX			
1	1:06.901	+1.817	9:17:38.739
2	1:06.504	+1.420	9:18:45.243
3	3:04.803	+1:59.719	9:21:50.046
4	1:05.638	+0.554	9:22:55.684

Lap	Lap Tm	Diff	Time of Day
5	1:05.084		9:24:00.768
6	1:06.453	+1.369	9:25:07.221

Lap	Lap Tm	Diff	Time of Day
(71) GODINO GOMEZ, ADELA			
1	1:21.919	+6.767	9:18:05.385
2	1:19.443	+4.291	9:19:24.828
3	1:17.675	+2.523	9:20:42.503
4	1:15.976	+0.824	9:21:58.479
5	1:16.053	+0.901	9:23:14.532
6	1:15.980	+0.828	9:24:30.512
7	1:15.152		9:25:45.664

Cap de cronometratge / Director de Cursa / President del Jurat

Orbits



Copa Catalana Promovelocitat-Móra d'Ebre

Ordenat per la volta més ràpida

PromoRACC 2

Circuit de Móra d'Ebre 1,400 km

Entrenaments Qualificatius 2a. Sèrie

02/08/2020 10:05

Classificació (10:00 Temps) started at 10:05:00

Posició	Nº	Nom	Millor Tm	En volta	Dif	2º Millor	Club	Motocicleta	classe
1	44	ALBERTON ESCUDE, XAVIER	1:01.091	3		1:01.159	Mc Tortosa	OHVALE	PromoRACC-2
2	12	OBIOL FOLCH, CESC	1:01.467	6	0.376	1:01.478	Simonety School	OHVALE	PromoRACC-2
3	29	MOLINA MESA, ADRIAN	1:02.053	7	0.962	1:02.433	Esc. Osona	OHVALE	PromoRACC-2
4	27	GUTIERREZ AZNAREZ, BRYAN	1:02.137	3	1.046	1:02.394	P.M.B.	OHVALE	PromoRACC-2
5	45	DA SILVA COELHO, ERIC	1:02.754	7	1.663	1:03.688	Mc. Les Valls	OHVALE	PromoRACC-2
6	5	GALAN BERMEJO, IGNACIO	1:03.528	1	2.437	1:03.536	P.M.B.	OHVALE	PromoRACC-2
7	35	GINES CORPA, ALEIX	1:04.975	5	3.884	1:05.449	Pilotschool	OHVALE	PromoRACC-2
8	71	GODINO GOMEZ, ADELA	1:15.223	7	14.132	1:16.243	Amv Torroella	OHVALE	PromoRACC-2

Cap de cronometratge / Director de Cursa / President del Jurat

Orbits



Copa Catalana Promovelocitat-Móra d'Ebre

PromoRACC 2

Circuit de Móra d'Ebre 1,400 km

Entrenaments Qualificatius 2a. Sèrie

02/08/2020 10:05

Classificació (10:00 Temps) started at 10:05:00

Lap	Lap Tm	Diff	Time of Day
(44) ALBERTON ESCUDE, XAVIER			
1	1:01.853	+0.762	10:07:38.076
2	1:01.454	+0.363	10:08:39.530
3	1:01.091		10:09:40.621
4	1:03.895	+2.804	10:10:44.516
5	1:02.353	+1.262	10:11:46.869
6	1:01.159	+0.068	10:12:48.028
7	1:01.650	+0.559	10:13:49.678
8	1:04.362	+3.271	10:14:54.040

Lap	Lap Tm	Diff	Time of Day
(12) OBIOL FOLCH, CESC			
1	1:01.758	+0.291	10:07:36.033
2	1:01.478	+0.011	10:08:37.511
3	1:02.030	+0.563	10:09:39.541
4	1:03.706	+2.239	10:10:43.247
5	1:02.483	+1.016	10:11:45.730
6	1:01.467		10:12:47.197
7	1:02.243	+0.776	10:13:49.440
8	1:03.847	+2.380	10:14:53.287

Lap	Lap Tm	Diff	Time of Day
(29) MOLINA MESA, ADRIAN			
1	1:04.069	+2.016	10:07:18.008
2	1:02.760	+0.707	10:08:20.768
3	1:02.515	+0.462	10:09:23.283
4	1:02.433	+0.380	10:10:25.716
5	1:02.481	+0.428	10:11:28.197
6	2:31.788	+1:29.735	10:13:59.985
7	1:02.053		10:15:02.038

Lap	Lap Tm	Diff	Time of Day
(27) GUTIERREZ AZNAREZ, BRYAN			
1	1:04.929	+2.792	10:07:17.695
2	1:03.583	+1.446	10:08:21.278
3	1:02.137		10:09:23.415
4	1:02.394	+0.257	10:10:25.809
5	1:02.586	+0.449	10:11:28.395
6	1:05.380	+3.243	10:12:33.775
7	1:03.466	+1.329	10:13:37.241
8	1:03.740	+1.603	10:14:40.981
9	1:03.524	+1.387	10:15:44.505

Lap	Lap Tm	Diff	Time of Day
(45) DA SILVA COELHO, ERIC			
1	1:08.531	+5.777	10:07:27.225
2	1:04.157	+1.403	10:08:31.382
3	1:03.688	+0.934	10:09:35.070
4	1:03.707	+0.953	10:10:38.777
5	1:04.514	+1.760	10:11:43.291
6	1:03.888	+1.134	10:12:47.179
7	1:02.754		10:13:49.933
8	1:03.733	+0.979	10:14:53.666
9	1:08.036	+5.282	10:16:01.702

Lap	Lap Tm	Diff	Time of Day
(5) GALAN BERMEJO, IGNACIO			
1	1:03.528		10:09:26.350
2	1:03.536	+0.008	10:10:29.886
3	1:03.587	+0.059	10:11:33.473
4	1:03.671	+0.143	10:12:37.144
5	1:05.701	+2.173	10:13:42.845
6	1:06.320	+2.792	10:14:49.165

Lap	Lap Tm	Diff	Time of Day
(35) GINES CORPA, ALEIX			
1	1:05.449	+0.474	10:11:08.198
2	1:05.687	+0.712	10:12:13.885
3	1:05.453	+0.478	10:13:19.338
4	1:06.088	+1.113	10:14:25.426
5	1:04.975		10:15:30.401

Lap	Lap Tm	Diff	Time of Day
(71) GODINO GOMEZ, ADELA			
1	1:17.710	+2.487	10:07:58.926
2	1:16.243	+1.020	10:09:15.169
3	1:22.901	+7.678	10:10:38.070
4	1:18.307	+3.084	10:11:56.377
5	1:16.416	+1.193	10:13:12.793
6	1:16.649	+1.426	10:14:29.442
7	1:15.223		10:15:44.665

Cap de cronometratge / Director de Cursa / President del Jurat

Orbits



Copa Catalana Promovelocitat-Móra d'Ebre

PromoRACC 3

Circuit de Móra d'Ebre 1,400 km

Classificació FINAL

Pos.	Núm.	Nom i Cognoms	Llicència	Club	Carrera 1	Carrera 2	Total Punts
1	23	REMESAL LOMAS, ALEX	143010-T	Simonety School	25	25	50
2	4	ORDOÑEZ VIVES, ALEIX	143618-T	MC Circuit Móra	16	20	36
3	41	LLAO REINA, JAIRO	143543-B	Simonety School	13	16	29
4	11	LOPEZ GINES, FELIP	143553-L	Pilotschool	11	13	24
5	14	PEREZ ALBESSARD, ALEX	143614-T	Simonety School	20	0	20

Cap de cronometratge / Director de Cursa / President del Jurat

Orbits



Copa Catalana Promovelocitat-Móra d'Ebre

classificat per voltes

PromoRACC 3

Circuit de Móra d'Ebre 1,400 km

Primera Cursa

02/08/2020 10:45

Cursa (8:00 i 2 Voltes) started at 10:44:03

Posició	Nº	Nom	Voltes	Total Ts	Dif	Millor Tm	Motocicleta	Llicència	Club	Punts
1	23	REMESAL LOMAS, ALEX	9	10:26.661		1:08.656	POLINI	143010-T	Simonety Schoc	25
2	14	PEREZ ALBESSARD, ALEX	9	10:27.611	0.950	1:08.529	POLINI	143614-T	Simonety Schoc	20
3	4	ORDOÑEZ VIVES, ALEIX	9	10:28.030	1.369	1:08.510	POLINI	143618-T	MC Circuit Móra	16
4	41	LLAO REINA, JAIRO	9	10:28.070	1.409	1:08.488	POLINI	143543-B	Simonety Schoc	13
5	11	LOPEZ GINES, FELIP	8	11:51.110	1 Volta	1:26.329	POLINI	143553-L	Pilotschool	11

Marge de victòria

Velocitat mitja

Millor temps de volta Millor vel.

Millor volta per

0.950

72,384

1:08.488

73,590

41 - LLAO REINA, JAIRO

Cap de cronometratge / Director de Cursa / President del Jurat

Orbits

Copa Catalana Promovelocitat-Móra d'Ebre

Volta a volta


PromoRACC 3

Circuit de Móra d'Ebre 1,400 km

Primera Cursa

02/08/2020 10:45

Cursa (8:00 i 2 Voltes) started at 10:44:03



Competidors	Voltes										
	0	1	2	3	4	5	6	7	8	9	
REMESAL LOMAS, ALEX (23)	1	23	23	23	23	23	23	23	23	23	23
LLAO REINA, JAIRO (41)	2	41	14	14	14	14	14	14	14	14	14
PEREZ ALBESSARD, ALEX (14)	3	14	4	4	41	41	41	41	41	41	4
ORDOÑEZ VIVES, ALEIX (4)	4	4	41	41	4	4	4	4	4	4	41
LOPEZ GINES, FELIP (11)	5	11	11	11	11	11	11	11	11	11	11

Cap de cronometratge / Director de Cursa / President del Jurat

Orbits



Copa Catalana Promovelocitat-Móra d'Ebre

PromoRACC 3

Circuit de Móra d'Ebre 1,400 km

Primera Cursa

02/08/2020 10:45

Cursa (8:00 i 2 Voltes) started at 10:44:03

Lap	Lap Tm	Diff	Time of Day
(23) REMESAL LOMAS, ALEX			
1	1:11.754	+3.098	10:45:17.169
2	1:09.485	+0.829	10:46:26.654
3	1:08.898	+0.242	10:47:35.552
4	1:08.811	+0.155	10:48:44.363
5	1:08.656		10:49:53.019
6	1:09.116	+0.460	10:51:02.135
7	1:09.496	+0.840	10:52:11.631
8	1:09.442	+0.786	10:53:21.073
9	1:08.810	+0.154	10:54:29.883

Lap	Lap Tm	Diff	Time of Day
(14) PEREZ ALBESSARD, ALEX			
1	1:11.937	+3.408	10:45:17.713
2	1:09.311	+0.782	10:46:27.024
3	1:08.927	+0.398	10:47:35.951
4	1:08.529		10:48:44.480
5	1:09.227	+0.698	10:49:53.707
6	1:09.050	+0.521	10:51:02.757
7	1:09.432	+0.903	10:52:12.189
8	1:09.197	+0.668	10:53:21.386
9	1:09.447	+0.918	10:54:30.833

Lap	Lap Tm	Diff	Time of Day
(4) ORDOÑEZ VIVES, ALEIX			
1	1:12.317	+3.807	10:45:18.120
2	1:09.417	+0.907	10:46:27.537
3	1:08.822	+0.312	10:47:36.359
4	1:08.510		10:48:44.869
5	1:09.410	+0.900	10:49:54.279
6	1:09.521	+1.011	10:51:03.800
7	1:09.509	+0.999	10:52:13.309
8	1:08.777	+0.267	10:53:22.086
9	1:09.166	+0.656	10:54:31.252

Lap	Lap Tm	Diff	Time of Day
(41) LLAO REINA, JAIRO			
1	1:12.586	+4.098	10:45:18.221
2	1:09.480	+0.992	10:46:27.701
3	1:08.488		10:47:36.189
4	1:08.552	+0.064	10:48:44.741
5	1:09.307	+0.819	10:49:54.048
6	1:09.471	+0.983	10:51:03.519
7	1:08.979	+0.491	10:52:12.498
8	1:09.157	+0.669	10:53:21.655
9	1:09.637	+1.149	10:54:31.292

Lap	Lap Tm	Diff	Time of Day
(11) LOPEZ GINES, FELIP			
1	1:28.932	+2.603	10:45:35.228
2	1:29.842	+3.513	10:47:05.070
3	1:29.465	+3.136	10:48:34.535
4	1:28.792	+2.463	10:50:03.327
5	1:26.329		10:51:29.656
6	1:30.273	+3.944	10:52:59.929
7	1:27.012	+0.683	10:54:26.941
8	1:27.391	+1.062	10:55:54.332

Cap de cronometratge / Director de Cursa / President del Jurat

Orbits



Copa Catalana Promovelocitat-Móra d'Ebre

classificat per voltes

PromoRACC 3

Circuit de Móra d'Ebre 1,400 km

Segona Cursa

02/08/2020 12:00

Cursa (8:00 i 2 Voltes) started at 11:59:11

Posició	Nº	Nom	Voltes	Total Ts	Dif	Millor Tm	Motocicleta	Llicència	Club	Punts
1	23	REMESAL LOMAS, ALEX	9	10:33.576		1:09.103	POLINI	143010-T	Simonety Schoc	25
2	4	ORDOÑEZ VIVES, ALEIX	9	10:38.817	5.241	1:08.552	POLINI	143618-T	MC Circuit Móra	20
3	41	LLAO REINA, JAIRO	9	11:33.739	1:00.163	1:08.459	POLINI	143543-B	Simonety Schoc	16
4	11	LOPEZ GINES, FELIP	7	10:49.305	2 Voltes	1:30.788	POLINI	143553-L	Pilotschool	13

No classificat

NT	14	PEREZ ALBESSARD, ALEX	1	1:15.318	NT	1:12.704	POLINI	143614-T	Simonety Schoc	0
----	----	-----------------------	---	----------	----	----------	--------	----------	----------------	---

Marge de victòria

Velocitat mitja

Millor temps de volta Millor vel.

Millor volta per

5.241

71,594

1:08.459

73,621

41 - LLAO REINA, JAIRO

Cap de cronometratge / Director de Cursa / President del Jurat

Orbits

Copa Catalana Promovelocitat-Móra d'Ebre

Volta a volta


PromoRACC 3

Circuit de Móra d'Ebre 1,400 km

Segona Cursa

02/08/2020 12:00

Cursa (8:00 i 2 Voltes) started at 11:59:11



Competidors	Voltes										
	0	1	2	3	4	5	6	7	8	9	
REMESAL LOMAS, ALEX (23)	1	23	23	23	23	23	23	23	23	23	23
PEREZ ALBESSARD, ALEX (14)	2	14	4	4	4	41	4	4	4	4	4
LLAO REINA, JAIRO (41)	3	41	14	41	41	4	41	41	41	41	41
LOPEZ GINES, FELIP (11)	4	11	41	11	11	11	11	11	11	11	
ORDÓÑEZ VIVES, ALEIX (4)	5	4	11								

Cap de cronometratge / Director de Cursa / President del Jurat

Orbits



Copa Catalana Promovelocitat-Móra d'Ebre

PromoRACC 3

Circuit de Móra d'Ebre 1,400 km

Segona Cursa

02/08/2020 12:00

Cursa (8:00 i 2 Voltes) started at 11:59:11

Lap	Lap Tm	Diff	Time of Day
(23) REMESAL LOMAS, ALEX			
1	1:12.121	+3.018	12:00:25.612
2	1:09.103		12:01:34.715
3	1:09.345	+0.242	12:02:44.060
4	1:09.439	+0.336	12:03:53.499
5	1:09.684	+0.581	12:05:03.183
6	1:09.888	+0.785	12:06:13.071
7	1:10.198	+1.095	12:07:23.269
8	1:10.671	+1.568	12:08:33.940
9	1:10.755	+1.652	12:09:44.695

Lap	Lap Tm	Diff	Time of Day
(4) ORDOÑEZ VIVES, ALEIX			
1	1:11.987	+3.435	12:00:26.334
2	1:08.552		12:01:34.886
3	1:09.260	+0.708	12:02:44.146
4	1:09.770	+1.218	12:03:53.916
5	1:11.238	+2.686	12:05:05.154
6	1:10.246	+1.694	12:06:15.400
7	1:11.506	+2.954	12:07:26.906
8	1:11.573	+3.021	12:08:38.479
9	1:11.457	+2.905	12:09:49.936

Lap	Lap Tm	Diff	Time of Day
(41) LLAO REINA, JAIRO			
1	1:12.779	+4.320	12:00:26.544
2	1:08.459		12:01:35.003
3	1:09.245	+0.786	12:02:44.248
4	1:09.344	+0.885	12:03:53.592
5	2:05.740	+57.281	12:05:59.332
6	1:11.250	+2.791	12:07:10.582
7	1:11.731	+3.272	12:08:22.313
8	1:10.841	+2.382	12:09:33.154
9	1:11.704	+3.245	12:10:44.858

Lap	Lap Tm	Diff	Time of Day
(11) LOPEZ GINES, FELIP			
1	1:32.159	+1.371	12:00:46.494
2	1:33.696	+2.908	12:02:20.190
3	1:32.530	+1.742	12:03:52.720
4	1:30.788		12:05:23.508
5	1:33.452	+2.664	12:06:56.960
6	1:31.649	+0.861	12:08:28.609
7	1:31.815	+1.027	12:10:00.424

Lap	Lap Tm	Diff	Time of Day
(14) PEREZ ALBESSARD, ALEX			
1	1:12.704		12:00:26.437

Cap de cronometratge / Director de Cursa / President del Jurat

Orbits




Copa Catalana Promovelocitat-Móra d'Ebre

PromoRACC 3

Circuit de Móra d'Ebre 1,400 km

Entrenaments Qualificatius



Posició	Nº	Nom	Millor Ts total	R1. Millor Tm	R2. Millor Tm	classe
1	23	REMESAL LOMAS, ALEX	1:08.323	1:09.879	1:08.323	PromoRACC-3 4.2
2	41	LLAO REINA, JAIRO	1:08.399	1:10.571	1:08.399	PromoRACC-3 4.2
3	14	PEREZ ALBESSARD, ALEX	1:09.624	1:11.491	1:09.624	PromoRACC-3 4.2
4	4	ORDOÑEZ VIVES, ALEIX	1:09.666	1:11.610	1:09.666	PromoRACC-3 4.2
5	11	LOPEZ GINES, FELIP	1:30.714	1:33.184	1:30.714	PromoRACC-3 4.2

Cap de cronometratge / Director de Cursa / President del Jurat

Orbits



Copa Catalana Promovelocitat-Móra d'Ebre

Ordenat per la volta més ràpida

PromoRACC 3

Circuit de Móra d'Ebre 1,400 km

Entrenaments Qualificatius 1a. Sèrie

02/08/2020 09:00

Classificació (10:00 Temps) started at 9:00:01

Posició	Nº	Nom	Millor Tm	En volta	Dif	2º Millor	Club	Motocicleta	classe
1	23	REMESAL LOMAS, ALEX	1:09.879	4		1:09.894	Simonety School	POLINI	PromoRACC-3 4.2
2	41	LLAO REINA, JAIRO	1:10.571	4	0.692	1:10.688	Simonety School	POLINI	PromoRACC-3 4.2
3	14	PEREZ ALBESSARD, ALEX	1:11.491	6	1.612	1:12.230	Simonety School	POLINI	PromoRACC-3 4.2
4	4	ORDOÑEZ VIVES, ALEIX	1:11.610	7	1.731	1:12.167	MC Circuit Móra	POLINI	PromoRACC-3 4.2
5	11	LOPEZ GINES, FELIP	1:33.184	3	23.305	1:33.294	Pilotschool	POLINI	PromoRACC-3 4.2

Cap de cronometratge / Director de Cursa / President del Jurat

Orbits



Copa Catalana Promovelocitat-Móra d'Ebre

PromoRACC 3

Circuit de Móra d'Ebre 1,400 km

Entrenaments Qualificatius 1a. Sèrie

02/08/2020 09:00

Classificació (10:00 Temps) started at 9:00:01

Lap	Lap Tm	Diff	Time of Day
(23) REMESAL LOMAS, ALEX			
1	1:12.293	+2.414	9:04:04.883
2	1:10.486	+0.607	9:05:15.369
3	1:10.150	+0.271	9:06:25.519
4	1:09.879		9:07:35.398
5	1:10.312	+0.433	9:08:45.710
6	1:09.894	+0.015	9:09:55.604
7	1:10.062	+0.183	9:11:05.666

Lap	Lap Tm	Diff	Time of Day
(41) LLAO REINA, JAIRO			
1	1:12.248	+1.677	9:02:43.117
2	1:11.176	+0.605	9:03:54.293
3	1:11.140	+0.569	9:05:05.433
4	1:10.571		9:06:16.004
5	1:11.530	+0.959	9:07:27.534
6	1:10.758	+0.187	9:08:38.292
7	1:10.688	+0.117	9:09:48.980
8	1:10.709	+0.138	9:10:59.689

Lap	Lap Tm	Diff	Time of Day
(14) PEREZ ALBESSARD, ALEX			
1	1:13.161	+1.670	9:03:20.355
2	1:12.230	+0.739	9:04:32.585
3	1:13.581	+2.090	9:05:46.166
4	1:12.555	+1.064	9:06:58.721
5	1:12.417	+0.926	9:08:11.138
6	1:11.491		9:09:22.629
7	1:12.416	+0.925	9:10:35.045

Lap	Lap Tm	Diff	Time of Day
(4) ORDOÑEZ VIVES, ALEIX			
1	1:13.210	+1.600	9:03:19.578
2	1:12.652	+1.042	9:04:32.230
3	1:13.537	+1.927	9:05:45.767
4	1:12.667	+1.057	9:06:58.434
5	1:12.313	+0.703	9:08:10.747
6	1:12.167	+0.557	9:09:22.914
7	1:11.610		9:10:34.524

Lap	Lap Tm	Diff	Time of Day
(11) LOPEZ GINES, FELIP			
1	1:37.914	+4.730	9:04:26.333
2	1:33.294	+0.110	9:05:59.627
3	1:33.184		9:07:32.811
4	1:36.082	+2.898	9:09:08.893
5	1:34.497	+1.313	9:10:43.390

Cap de cronometratge / Director de Cursa / President del Jurat

Orbits



Copa Catalana Promovelocitat-Móra d'Ebre

Ordenat per la volta més ràpida

PromoRACC 3

Circuit de Móra d'Ebre 1,400 km

Entrenaments Qualificatius 2a. Sèrie

02/08/2020 09:50

Classificació (10:00 Temps) started at 9:50:01

Posició	Nº	Nom	Millor Tm	En volta	Dif	2º Millor	Club	Motocicleta	classe
1	23	REMESAL LOMAS, ALEX	1:08.323	6		1:08.499	Simonety School	POLINI	PromoRACC-3 4.2
2	41	LLAO REINA, JAIRO	1:08.399	6	0.076	1:08.826	Simonety School	POLINI	PromoRACC-3 4.2
3	14	PEREZ ALBESSARD, ALEX	1:09.624	8	1.301	1:09.681	Simonety School	POLINI	PromoRACC-3 4.2
4	4	ORDOÑEZ VIVES, ALEIX	1:09.666	6	1.343	1:09.719	MC Circuit Móra	POLINI	PromoRACC-3 4.2
5	11	LOPEZ GINES, FELIP	1:30.714	3	22.391	1:31.666	Pilotschool	POLINI	PromoRACC-3 4.2

Cap de cronometratge / Director de Cursa / President del Jurat

Orbits



Copa Catalana Promovelocitat-Móra d'Ebre

PromoRACC 3

Circuit de Móra d'Ebre 1,400 km

Entrenaments Qualificatius 2a. Sèrie

02/08/2020 09:50

Classificació (10:00 Temps) started at 9:50:01

Lap	Lap Tm	Diff	Time of Day
(23) REMESAL LOMAS, ALEX			
1	1:08.956	+0.633	9:52:55.717
2	1:09.842	+1.519	9:54:05.559
3	1:09.080	+0.757	9:55:14.639
4	1:09.201	+0.878	9:56:23.840
5	1:08.499	+0.176	9:57:32.339
6	1:08.323		9:58:40.662
7	1:09.379	+1.056	9:59:50.041
8	1:09.339	+1.016	10:00:59.380

Lap	Lap Tm	Diff	Time of Day
(41) LLAO REINA, JAIRO			
1	1:09.109	+0.710	9:52:56.061
2	1:09.682	+1.283	9:54:05.743
3	1:08.961	+0.562	9:55:14.704
4	1:09.280	+0.881	9:56:23.984
5	1:08.826	+0.427	9:57:32.810
6	1:08.399		9:58:41.209
7	1:09.080	+0.681	9:59:50.289
8	1:09.312	+0.913	10:00:59.601

Lap	Lap Tm	Diff	Time of Day
(14) PEREZ ALBESSARD, ALEX			
1	1:10.473	+0.849	9:52:48.980
2	1:10.786	+1.162	9:53:59.766
3	1:10.255	+0.631	9:55:10.021
4	1:09.858	+0.234	9:56:19.879
5	1:10.089	+0.465	9:57:29.968
6	1:09.681	+0.057	9:58:39.649
7	1:10.017	+0.393	9:59:49.666
8	1:09.624		10:00:59.290

Lap	Lap Tm	Diff	Time of Day
(4) ORDOÑEZ VIVES, ALEIX			
1	1:11.346	+1.680	9:52:49.334
2	1:10.684	+1.018	9:54:00.018
3	1:10.320	+0.654	9:55:10.338
4	1:09.719	+0.053	9:56:20.057
5	1:10.126	+0.460	9:57:30.183
6	1:09.666		9:58:39.849
7	1:10.215	+0.549	9:59:50.064
8	1:09.836	+0.170	10:00:59.900

Lap	Lap Tm	Diff	Time of Day
(11) LOPEZ GINES, FELIP			
1	1:35.335	+4.621	9:55:49.838
2	1:34.865	+4.151	9:57:24.703
3	1:30.714		9:58:55.417
4	1:31.666	+0.952	10:00:27.083

Cap de cronometratge / Director de Cursa / President del Jurat

Orbits

