


## Campionat de Catalunya MX - Salomó

MX Elit-MX1-MX2

Circuit Les Fontanes 2,000 km

Classificació Final



Pos.	Núm.	Nom	Llicència	Club	R1.	R2.	Total Punts
<b>MX 1</b>							
1	14	ALCOVER MAS, MIQUEL	139345-B	Mc. Polea SX	20	25	45
2	90	DALMAU NIETO, CARLOS	140007-GI	Mc VDB	25	16	41
3	279	FERRER ENRIQUEZ, BIEL	140205-B	Xtrem Sitges Mc.	13	20	33
4	4	CABEZAS MOLET, IBAN LLUIS	140256-L-A	Mc. Segre	11	13	24
5	55	TEIXIDO COLOMA, AMOS	139674-B	Mc. Segre	10	11	21
6	78	DARNE SELLABONA, BERNAT	139627-GI	Mc C. Empúries	8	10	18
7	142	CABELLO HEREDIA, ALBERTO	140719-B	Mc. Segre	9	9	18
8	37	FERRER FECED, XAVIER	140061-B	Mc. Segre	16	0	16
9	100	VENDRELL MARTINEZ, ENRIC	139490-B	Mc St.Celoni	7	0	7
<b>MX 2</b>							
1	15	PERALES BOGUÑA, ANGEL	139464-B	CE Pm Vilassar Dalt	25	25	50
2	3	ARRIAZU HERNANDEZ, HUGO	139732-B		20	20	40
NE	25	FONTANALS BENAVENT, MARC	139396-B	Mc Cubelles	0	0	0
NE	73	MELGAREJO GOMEZ, ERIC	139663-B	Amc Martorelles	0	0	0
<b>MX Elit</b>							
1	712	ARCARONS GALI, NIL	139499-B	Mc. Segre	25	25	50
2	45	RIERA ALBAS, LLUIS	139400-B	Rocco ´s MC	20	20	40
3	47	SEGURA VERDAGUER, JOAN PAU	141428-B		16	16	32
4	27	DIAZ LOPEZ, ALEIX	139344-B	Mc St.Celoni	13	13	26
5	40	DAUDEN SERRA, JOSE LUIS	139426-T	Mc Amposta	11	11	22



Campionat de Catalunya MX - Salomó

classificat per voltes

MX Elit-MX1-MX2

Circuit Les Fontanes 2,000 km

Carrera 1

16/06/2019 10:35

Cursa (25:00 i 2 Voltes) started at 10:41:54

Pos.	Núm.	Nom	Voltes	Total Ts	Dif	Millor Tm	Moto	Club	classe	Punts
1	712	ARCARONS GALI, NIL	17	28:56.073		1:35.475	SUZUKI	Mc. Segre	MX Eli	25
2	45	RIERA ALBAS, LLUIS	17	29:50.369	54.296	1:37.837	YAMAHA	Rocco's MC	MX Eli	20
3	47	SEGURA VERDAGUER, JOAN PAU	17	29:54.809	58.736	1:37.617			MX Eli	16
4	15	PERALES BOGUÑA, ANGEL	16	29:02.877	1 Volta	1:40.407	KTM	CE Pm Vilassar	MX 2	25
5	90	DALMAU NIETO, CARLOS	16	29:44.821	1 Volta	1:43.594	KAWASAKI	Mc VDB	MX 1	25
6	14	ALCOVER MAS, MIQUEL	16	29:47.918	1 Volta	1:43.273	HONDA	Mc. Polea SX	MX 1	20
7	37	FERRER FECED, XAVIER	16	29:49.680	1 Volta	1:41.843	SIN MARCA	Mc. Segre	MX 1	16
8	3	ARRIAZU HERNANDEZ, HUGO	16	29:51.041	1 Volta	1:40.516			MX 2	20
9	279	FERRER ENRIQUEZ, BIEL	16	30:06.023	1 Volta	1:43.826	HUSQVARNA	Xtrem Sitges M	MX 1	13
10	27	DIAZ LOPEZ, ALEIX	16	30:07.278	1 Volta	1:43.479	YAMAHA	Mc St.Celoni	MX Eli	13
11	40	DAUDEN SERRA, JOSE LUIS	16	30:21.497	1 Volta	1:42.592	HUSQVARNA	Mc Amposta	MX Eli	11
12	4	CABEZAS MOLET, IBAN LLUIS	15	29:39.903	2 Voltes	1:48.729	SUZUKI	Mc. Segre	MX 1	11
13	55	TEIXIDO COLOMA, AMOS	15	29:49.325	2 Voltes	1:48.648	HELP RACING	Mc. Segre	MX 1	10
14	142	CABELLO HEREDIA, ALBERTO	14	30:19.153	3 Voltes	1:51.042	VESPA	Mc. Segre	MX 1	9
15	78	DARNE SELLABONA, BERNAT	14	30:27.306	3 Voltes	1:49.600	SUZUKI	Mc C. Empúries	MX 1	8
16	100	VENDRELL MARTINEZ, ENRIC	12	29:24.109	5 Voltes	1:47.961	HONDA	Mc St.Celoni	MX 1	7
<b>No classificat</b>										
NE	25	FONTANALS BENAVENT, MARC			NE		KAWASAKI	Mc Cubelles	MX 2	0
NE	73	MELGAREJO GOMEZ, ERIC			NE		SIN MARCA	Amc Martorelle	MX 2	0

Marge de victòria	Velocitat mitja	Millor temps de volta	Millor vel.	Millor volta per
54.296	70,504	1:35.475	75,412	712 - ARCARONS GALI, NIL

Cap de cronometratge / Director de Cursa / President del Jurat

Orbits

# Campionat de Catalunya MX - Salomó

classificat per voltes

MX Elit-MX1-MX2

Circuit Les Fontanes 2,000 km

Carrera 1

16/06/2019 10:35

Cursa (25:00 i 2 Voltes) started at 10:41:54

Pos.	Núm.	Nom	Voltes	Total Ts	Dif	Millor Tm	Moto	Club	classe	Punts
<b>MX 1</b>										
1	90	DALMAU NIETO, CARLOS	16	29:44.821		1:43.594	KAWASAKI	Mc VDB	MX 1	25
2	14	ALCOVER MAS, MIQUEL	16	29:47.918	3.097	1:43.273	HONDA	Mc. Polea SX	MX 1	20
3	37	FERRER FECED, XAVIER	16	29:49.680	4.859	1:41.843	SIN MARCA	Mc. Segre	MX 1	16
4	279	FERRER ENRIQUEZ, BIEL	16	30:06.023	21.202	1:43.826	HUSQVARNA	Xtrem Sitges M	MX 1	13
5	4	CABEZAS MOLET, IBAN LLUIS	15	29:39.903	1 Volta	1:48.729	SUZUKI	Mc. Segre	MX 1	11
6	55	TEIXIDO COLOMA, AMOS	15	29:49.325	1 Volta	1:48.648	HELP RACING	Mc. Segre	MX 1	10
7	142	CABELLO HEREDIA, ALBERTO	14	30:19.153	2 Voltes	1:51.042	VESPA	Mc. Segre	MX 1	9
8	78	DARNE SELLABONA, BERNAT	14	30:27.306	2 Voltes	1:49.600	SUZUKI	Mc C. Empúries	MX 1	8
9	100	VENDRELL MARTINEZ, ENRIC	12	29:24.109	4 Voltes	1:47.961	HONDA	Mc St.Celoni	MX 1	7

## MX 2

1	15	PERALES BOGUÑA, ANGEL	16	29:02.877		1:40.407	KTM	CE Pm Vilassar	MX 2	25
2	3	ARRIAZU HERNANDEZ, HUGO	16	29:51.041	48.164	1:40.516			MX 2	20

## No classificat

NE	25	FONTANALS BENAVENT, MARC			NE		KAWASAKI	Mc Cubelles	MX 2	0
NE	73	MELGAREJO GOMEZ, ERIC			NE		SIN MARCA	Amc Martorelle	MX 2	0

## MX Elit

1	712	ARCARONS GALI, NIL	17	28:56.073		1:35.475	SUZUKI	Mc. Segre	MX Eli	25
2	45	RIERA ALBAS, LLUIS	17	29:50.369	54.296	1:37.837	YAMAHA	Rocco 's MC	MX Eli	20
3	47	SEGURA VERDAGUER, JOAN PAU	17	29:54.809	58.736	1:37.617			MX Eli	16
4	27	DIAZ LOPEZ, ALEIX	16	30:07.278	1 Volta	1:43.479	YAMAHA	Mc St.Celoni	MX Eli	13
5	40	DAUDEN SERRA, JOSE LUIS	16	30:21.497	1 Volta	1:42.592	HUSQVARNA	Mc Amposta	MX Eli	11

Marge de victòria	Velocitat mitja	Millor temps de volta	Millor vel.	Millor volta per
54.296	70,504	1:35.475	75,412	712 - ARCARONS GALI, NIL

Cap de cronometratge / Director de Cursa / President del Jurat

Orbits

# Campionat de Catalunya MX - Salomó

Volta a volta


MX Elit-MX1-MX2

Circuit Les Fontanes 2,000 km

Carrera 1

16/06/2019 10:35

Cursa (25:00 i 2 Voltes) started at 10:41:54



Competidors	Voltes																	
	0	1	2	3	4	5	6	7	8	9	10	11	12	13	14	15	16	17
ARCARONS GALI, NIL (712)	1	712	712	712	712	712	712	712	712	712	712	712	712	712	712	712	712	712
SEGURA VERDAGUER, JOAN PAU (47)	2	47	45	45	45	45	45	45	45	45	45	45	45	45	45	45	45	45
RIERA ALBAS, LLUIS (45)	3	45	47	47	47	47	47	47	47	47	47	47	47	47	47	47	47	47
ARRIAZU HERNANDEZ, HUGO (3)	4	3	3	15	15	15	15	15	15	15	15	15	15	15	15	15	15	15
PERALES BOGUÑA, ANGEL (15)	5	15	15	37	37	37	37	37	37	37	37	37	37	37	90	90	90	90
FERRER FECED, XAVIER (37)	6	37	37	90	90	90	90	90	90	90	90	90	90	90	37	14	14	14
DALMAU NIETO, CARLOS (90)	7	90	90	14	14	14	14	14	14	14	14	14	14	14	14	37	37	37
ALCOVER MAS, MIQUEL (14)	8	14	14	4	4	279	279	279	279	279	279	3	3	3	3	3	3	3
CABEZAS MOLET, IBAN LLUIS (4)	9	4	4	279	279	27	27	27	3	3	3	279	279	279	279	279	279	279
FERRER ENRIQUEZ, BIEL (279)	10	279	279	27	27	4	4	3	27	27	27	27	27	27	27	27	27	27
DIAZ LOPEZ, ALEIX (27)	11	27	27	100	100	100	100	100	40	40	40	40	40	40	40	40	40	40
VENDRELL MARTINEZ, ENRIC (100)	12	100	100	40	40	40	3	40	100	100	4	4	4	4	4	4	4	4
TEIXIDO COLOMA, AMOS (55)	13	55	55	55	3	3	40	4	4	4	55	55	55	55	55	55	55	55
DAUDEN SERRA, JOSE LUIS (40)	14	40	40	78	55	55	55	55	55	55	78	78	78	78	142	142		
CABELLO HEREDIA, ALBERTO (142)	15	142	78	3	78	78	78	78	78	78	100	100	100	142	78	78		
DARNE SELLABONA, BERNAT (78)	16	78	142	142	142	142	142	142	142	142	142	142	142	100				
-	17																	
-	18																	

Cap de cronometratge / Director de Cursa / President del Jurat Orbits





# Campionat de Catalunya MX - Salomó

MX Elit-MX1-MX2

Circuit Les Fontanes 2,000 km

Carrera 1

16/06/2019 10:35

Cursa (25:00 i 2 Voltes) started at 10:41:54

Lap	Lap Tm	Diff	Time of Day
14	<b>1:42.592</b>		11:08:45.939
15	1:44.759	+2.167	11:10:30.698
16	1:44.907	+2.315	11:12:15.605

(4) CABEZAS MOLET, IBAN LLUIS

Lap	Lap Tm	Diff	Time of Day
1	1:48.983	+0.254	10:45:28.103
2	1:49.323	+0.594	10:47:17.426
3	1:49.210	+0.481	10:49:06.636
4	1:51.724	+2.995	10:50:58.360
5	1:50.141	+1.412	10:52:48.501
6	1:54.495	+5.766	10:54:42.996
7	1:56.862	+8.133	10:56:39.858
8	1:53.651	+4.922	10:58:33.509
9	1:55.538	+6.809	11:00:29.047
10	1:54.180	+5.451	11:02:23.227
11	1:50.335	+1.606	11:04:13.562
12	1:51.756	+3.027	11:06:05.318
13	<b>1:48.729</b>		11:07:54.047
14	1:49.124	+0.395	11:09:43.171
15	1:50.840	+2.111	11:11:34.011

(55) TEIXIDO COLOMA, AMOS

Lap	Lap Tm	Diff	Time of Day
1	1:49.926	+1.278	10:45:35.121
2	1:50.795	+2.147	10:47:25.916
3	1:53.346	+4.698	10:49:19.262
4	1:50.669	+2.021	10:51:09.931
5	1:53.077	+4.429	10:53:03.008
6	1:53.415	+4.767	10:54:56.423
7	1:55.230	+6.582	10:56:51.653
8	1:53.317	+4.669	10:58:44.970
9	1:53.330	+4.682	11:00:38.300
10	1:51.742	+3.094	11:02:30.042
11	1:50.511	+1.863	11:04:20.553
12	1:50.348	+1.700	11:06:10.901
13	<b>1:48.648</b>		11:07:59.549
14	1:48.884	+0.236	11:09:48.433
15	1:55.000	+6.352	11:11:43.433

(142) CABELLO HEREDIA, ALBERTO

Lap	Lap Tm	Diff	Time of Day
1	1:53.192	+2.150	10:45:41.405
2	<b>1:51.042</b>		10:47:32.447
3	2:11.967	+20.925	10:49:44.414
4	1:59.376	+8.334	10:51:43.790
5	2:03.244	+12.202	10:53:47.034
6	2:00.760	+9.718	10:55:47.794
7	2:09.215	+18.173	10:57:57.009
8	1:58.559	+7.517	10:59:55.568
9	2:00.788	+9.746	11:01:56.356
10	1:58.313	+7.271	11:03:54.669
11	2:01.100	+10.058	11:05:55.769
12	2:12.023	+20.981	11:08:07.792
13	2:05.484	+14.442	11:10:13.276
14	1:59.985	+8.943	11:12:13.261

(78) DARNE SELLABONA, BERNAT

Lap	Lap Tm	Diff	Time of Day
1	<b>1:49.600</b>		10:45:38.949
2	1:50.073	+0.473	10:47:29.022
3	1:52.237	+2.637	10:49:21.259
4	1:50.659	+1.059	10:51:11.918
5	1:53.520	+3.920	10:53:05.438
6	1:53.703	+4.103	10:54:59.141
7	1:54.590	+4.990	10:56:53.731
8	1:52.798	+3.198	10:58:46.529
9	1:53.028	+3.428	11:00:39.557
10	1:52.153	+2.553	11:02:31.710
11	1:51.514	+1.914	11:04:23.224

Lap	Lap Tm	Diff	Time of Day
12	1:56.457	+6.857	11:06:19.681
13	4:00.963	+2:11.363	11:10:20.644
14	2:00.770	+11.170	11:12:21.414

(100) VENDRELL MARTINEZ, ENRIC

Lap	Lap Tm	Diff	Time of Day
1	<b>1:47.961</b>		10:45:30.916
2	1:49.133	+1.172	10:47:20.049
3	1:49.445	+1.484	10:49:09.494
4	1:49.939	+1.978	10:50:59.433
5	1:50.178	+2.217	10:52:49.611
6	1:51.323	+3.362	10:54:40.934
7	1:49.328	+1.367	10:56:30.262
8	1:48.575	+0.614	10:58:18.837
9	2:26.634	+38.673	11:00:45.471
10	1:49.949	+1.988	11:02:35.420
11	1:48.766	+0.805	11:04:24.186
12	6:54.031	+5:06.070	11:11:18.217

Cap de cronometratge / Director de Cursa / President del Jurat

Orbits





Campionat de Catalunya MX - Salomó

classificat per voltes

MX Elit-MX1-MX2

Circuit Les Fontanes 2,000 km

Carrera 2

16/06/2019 12:35

Cursa (25:00 i 2 Voltes) started at 13:05:16

Pos.	Núm.	Nom	Voltes	Total Ts	Dif	Millor Tm	Moto	Club	classe	Punts
1	712	ARCARONS GALI, NIL	18	28:58.493		1:29.580	SUZUKI	Mc. Segre	MX Eli	25
2	45	RIERA ALBAS, LLUIS	18	29:55.111	56.618	1:32.280	YAMAHA	Rocco's MC	MX Eli	20
3	47	SEGURA VERDAGUER, JOAN PAU	18	29:57.157	58.664	1:32.620			MX Eli	16
4	15	PERALES BOGUÑA, ANGEL	17	29:15.032	1 Volta	1:35.448	KTM	CE Pm Vilassar	MX 2	25
5	3	ARRIAZU HERNANDEZ, HUGO	17	29:26.195	1 Volta	1:35.612			MX 2	20
6	27	DIAZ LOPEZ, ALEIX	17	30:16.997	1 Volta	1:38.583	YAMAHA	Mc St.Celoni	MX Eli	13
7	14	ALCOVER MAS, MIQUEL	17	30:20.319	1 Volta	1:38.753	HONDA	Mc. Polea SX	MX 1	25
8	279	FERRER ENRIQUEZ, BIEL	17	30:25.559	1 Volta	1:38.904	HUSQVARNA	Xtrem Sitges M	MX 1	20
9	40	DAUDEN SERRA, JOSE LUIS	16	29:07.381	2 Voltes	1:40.224	HUSQVARNA	Mc Amposta	MX Eli	11
10	90	DALMAU NIETO, CARLOS	16	29:44.806	2 Voltes	1:39.366	KAWASAKI	Mc VDB	MX 1	16
11	4	CABEZAS MOLET, IBAN LLUIS	16	30:32.637	2 Voltes	1:43.424	SUZUKI	Mc. Segre	MX 1	13
12	55	TEIXIDO COLOMA, AMOS	16	30:42.050	2 Voltes	1:46.122	HELP RACINC	Mc. Segre	MX 1	11
13	78	DARNE SELLABONA, BERNAT	15	29:04.721	3 Voltes	1:45.776	SUZUKI	Mc C. Empúries	MX 1	10
14	142	CABELLO HEREDIA, ALBERTO	15	29:48.159	3 Voltes	1:47.042	VESPA	Mc. Segre	MX 1	9

No classificat

NT	37	FERRER FECED, XAVIER		1:45.330	NT		SIN MARCA	Mc. Segre	MX 1	0
NE	100	VENDRELL MARTINEZ, ENRIC			NE		HONDA	Mc St.Celoni	MX 1	0
NE	25	FONTANALS BENAVENT, MARC			NE		KAWASAKI	Mc Cubelles	MX 2	0
NE	73	MELGAREJO GOMEZ, ERIC			NE		SIN MARCA	Amc Martorelle	MX 2	0

Marge de victòria	Velocitat mitja	Millor temps de volta	Millor vel.	Millor volta per
56.618	74,547	1:29.580	80,375	712 - ARCARONS GALI, NIL

Cap de cronometratge / Director de Cursa / President del Jurat

Orbits

# Campionat de Catalunya MX - Salomó

classificat per voltes

MX Elit-MX1-MX2	Circuit Les Fontanes 2,000 km
Carrera 2	16/06/2019 12:35
Cursa (25:00 i 2 Voltes) started at 13:05:16	

Pos.	Núm.	Nom	Voltes	Total Ts	Dif	Millor Tm	Moto	Club	classe	Punts
<b>MX 1</b>										
1	14	ALCOVER MAS, MIQUEL	17	30:20.319		1:38.753	HONDA	Mc. Polea SX	MX 1	25
2	279	FERRER ENRIQUEZ, BIEL	17	30:25.559	5.240	1:38.904	HUSQVARNA	Xtrem Sitges M	MX 1	20
3	90	DALMAU NIETO, CARLOS	16	29:44.806	1 Volta	1:39.366	KAWASAKI	Mc VDB	MX 1	16
4	4	CABEZAS MOLET, IBAN LLUIS	16	30:32.637	1 Volta	1:43.424	SUZUKI	Mc. Segre	MX 1	13
5	55	TEIXIDO COLOMA, AMOS	16	30:42.050	1 Volta	1:46.122	HELP RACING	Mc. Segre	MX 1	11
6	78	DARNE SELLABONA, BERNAT	15	29:04.721	2 Voltes	1:45.776	SUZUKI	Mc C. Empúries	MX 1	10
7	142	CABELLO HEREDIA, ALBERTO	15	29:48.159	2 Voltes	1:47.042	VESPA	Mc. Segre	MX 1	9

**No classificat**

NT	37	FERRER FECED, XAVIER		1:45.330	NT		SIN MARCA	Mc. Segre	MX 1	0
NE	100	VENDRELL MARTINEZ, ENRIC			NE		HONDA	Mc St.Celoni	MX 1	0

**MX 2**

1	15	PERALES BOGUÑA, ANGEL	17	29:15.032		1:35.448	KTM	CE Pm Vilassar	MX 2	25
2	3	ARRIAZU HERNANDEZ, HUGO	17	29:26.195	11.163	1:35.612			MX 2	20

**No classificat**

NE	25	FONTANALS BENAVENT, MARC			NE		KAWASAKI	Mc Cubelles	MX 2	0
NE	73	MELGAREJO GOMEZ, ERIC			NE		SIN MARCA	Amc Martorelle:	MX 2	0

**MX Elit**

1	712	ARCARONS GALI, NIL	18	28:58.493		1:29.580	SUZUKI	Mc. Segre	MX Eli	25
2	45	RIERA ALBAS, LLUIS	18	29:55.111	56.618	1:32.280	YAMAHA	Rocco 's MC	MX Eli	20
3	47	SEGURA VERDAGUER, JOAN PAU	18	29:57.157	58.664	1:32.620			MX Eli	16
4	27	DIAZ LOPEZ, ALEIX	17	30:16.997	1 Volta	1:38.583	YAMAHA	Mc St.Celoni	MX Eli	13
5	40	DAUDEN SERRA, JOSE LUIS	16	29:07.381	2 Voltes	1:40.224	HUSQVARNA	Mc Amposta	MX Eli	11

Marge de victòria	Velocitat mitja	Millor temps de volta	Millor vel.	Millor volta per
56.618	74,547	1:29.580	80,375	712 - ARCARONS GALI, NIL

Cap de cronometratge / Director de Cursa / President del Jurat Orbits



# Campionat de Catalunya MX - Salomó

Volta a volta

MX Elit-MX1-MX2

Circuit Les Fontanes 2,000 km

Carrera 2

16/06/2019 12:35

Cursa (25:00 i 2 Voltes) started at 13:05:16

Competidors	Voltes																		
	0	1	2	3	4	5	6	7	8	9	10	11	12	13	14	15	16	17	18
ARCARONS GALI, NIL (712)	1	712	712	712	712	712	712	712	712	712	712	712	712	712	712	712	712	712	712
RIERA ALBAS, LLUIS (45)	2	45	45	45	45	45	45	45	45	47	47	47	47	47	45	47	47	45	45
SEGURA VERDAGUER, JOAN PAU (47)	3	47	47	47	47	47	47	47	47	45	45	45	45	45	47	45	45	47	47
PERALES BOGUÑA, ANGEL (15)	4	15	15	15	15	15	15	15	15	15	15	15	15	15	15	15	15	15	15
ARRIAZU HERNANDEZ, HUGO (3)	5	3	3	3	3	3	3	3	3	3	3	3	3	3	3	3	3	3	3
DALMAU NIETO, CARLOS (90)	6	90	90	27	27	27	27	27	27	27	27	27	27	27	27	27	27	27	27
FERRER ENRIQUEZ, BIEL (279)	7	279	27	279	279	279	279	279	279	14	14	14	14	14	14	14	14	14	14
DIAZ LOPEZ, ALEIX (27)	8	27	279	14	14	14	14	14	14	14	279	279	279	279	279	279	279	279	279
FERRER FECED, XAVIER (37)	9	37	14	40	40	40	40	40	40	40	40	40	40	40	40	40	40	40	40
DAUDEN SERRA, JOSE LUIS (40)	10	40	40	4	4	4	4	4	4	4	90	90	90	90	90	90	90	90	90
TEIXIDO COLOMA, AMOS (55)	11	55	4	55	55	55	90	90	90	90	4	4	4	4	4	4	4	4	4
ALCOVER MAS, MIQUEL (14)	12	14	55	78	78	78	55	55	55	55	55	55	55	55	55	55	55	55	55
CABEZAS MOLET, IBAN LLUIS (4)	13	4	142	142	90	90	78	78	78	78	78	78	78	78	78	78	78	78	78
CABELLO HEREDIA, ALBERTO (142)	14	142	78	90	142	142	142	142	142	142	142	142	142	142	142	142	142	142	142
DARNE SELLABONA, BERNAT (78)	15	78																	
-	16																		
-	17																		
-	18																		





# Campionat de Catalunya MX - Salomó

MX Elit-MX1-MX2

Circuit Les Fontanes 2,000 km

Carrera 2

16/06/2019 12:35

Cursa (25:00 i 2 Voltes) started at 13:05:16

Lap	Lap Tm	Diff	Time of Day
6	1:44.319	+0.895	13:17:28.379
7	1:46.299	+2.875	13:19:14.678
8	1:46.302	+2.878	13:21:00.980
9	1:50.880	+7.456	13:22:51.860
10	1:51.215	+7.791	13:24:43.075
11	1:50.330	+6.906	13:26:33.405
12	1:49.857	+6.433	13:28:23.262
13	1:48.887	+5.463	13:30:12.149
14	1:49.652	+6.228	13:32:01.801
15	1:53.523	+10.099	13:33:55.324
16	1:53.429	+10.005	13:35:48.753

Lap	Lap Tm	Diff	Time of Day
-----	--------	------	-------------

Lap	Lap Tm	Diff	Time of Day
-----	--------	------	-------------

(55) TEIXIDO COLOMA, AMOS

1	1:47.741	+1.619	13:08:51.837
2	1:47.689	+1.567	13:10:39.526
3	1:46.122		13:12:25.648
4	1:46.289	+0.167	13:14:11.937
5	1:48.796	+2.674	13:16:00.733
6	1:46.954	+0.832	13:17:47.687
7	1:47.730	+1.608	13:19:35.417
8	1:47.795	+1.673	13:21:23.212
9	1:49.328	+3.206	13:23:12.540
10	1:48.076	+1.954	13:25:00.616
11	1:48.666	+2.544	13:26:49.282
12	1:49.225	+3.103	13:28:38.507
13	1:48.198	+2.076	13:30:26.705
14	1:53.828	+7.706	13:32:20.533
15	1:49.392	+3.270	13:34:09.925
16	1:48.241	+2.119	13:35:58.166

(78) DARNE SELLABONA, BERNAT

1	1:46.576	+0.800	13:08:54.390
2	1:46.081	+0.305	13:10:40.471
3	1:45.776		13:12:26.247
4	1:46.362	+0.586	13:14:12.609
5	1:49.437	+3.661	13:16:02.046
6	1:48.295	+2.519	13:17:50.341
7	1:48.066	+2.290	13:19:38.407
8	1:49.500	+3.724	13:21:27.907
9	1:49.829	+4.053	13:23:17.736
10	1:49.415	+3.639	13:25:07.151
11	1:48.331	+2.555	13:26:55.482
12	1:48.855	+3.079	13:28:44.337
13	1:55.846	+10.070	13:30:40.183
14	1:51.075	+5.299	13:32:31.258
15	1:49.579	+3.803	13:34:20.837

(142) CABELLO HEREDIA, ALBERTO

1	1:47.042		13:08:53.323
2	1:51.251	+4.209	13:10:44.574
3	1:48.185	+1.143	13:12:32.759
4	1:50.316	+3.274	13:14:23.075
5	1:49.606	+2.564	13:16:12.681
6	1:50.964	+3.922	13:18:03.645
7	1:53.202	+6.160	13:19:56.847
8	1:52.713	+5.671	13:21:49.560
9	1:53.918	+6.876	13:23:43.478
10	1:55.809	+8.767	13:25:39.287
11	1:56.718	+9.676	13:27:36.005
12	1:50.540	+3.498	13:29:26.545
13	1:54.777	+7.735	13:31:21.322
14	1:50.300	+3.258	13:33:11.622
15	1:52.653	+5.611	13:35:04.275

Cap de cronometratge / Director de Cursa / President del Jurat

Orbits



# Campionat de Catalunya MX - Salomó

Ordenat per la volta més ràpida

MX Elit-MX1-MX2

Circuit Les Fontanes 2,000 km

Entrenaments Qualificatius

16/06/2019 09:00

Classificació (30:00 Temps) started at 9:02:09

Pos.	Núm.	Nom	Millor Tm	Dif	En volta	Club	classe
1	47	SEGURA VERDAGUER, JOAN PAU	1:39.226		7		MX Elit
2	712	ARCARONS GALI, NIL	1:39.292	0.066	9	Mc. Segre	MX Elit
3	45	RIERA ALBAS, LLUIS	1:40.360	1.134	4	Rocco´s MC	MX Elit
4	3	ARRIAZU HERNANDEZ, HUGO	1:43.919	4.693	6		MX 2
5	90	DALMAU NIETO, CARLOS	1:43.980	4.754	6	Mc VDB	MX 1
6	14	ALCOVER MAS, MIQUEL	1:45.676	6.450	3	Mc. Polea SX	MX 1
7	15	PERALES BOGUÑA, ANGEL	1:46.000	6.774	10	CE Pm Vilassar Dalt	MX 2
8	37	FERRER FECED, XAVIER	1:47.325	8.099	1	Mc. Segre	MX 1
9	27	DIAZ LOPEZ, ALEIX	1:48.080	8.854	9	Mc St.Celoni	MX Elit
10	100	VENDRELL MARTINEZ, ENRIC	1:48.907	9.681	6	Mc St.Celoni	MX 1
11	4	CABEZAS MOLET, IBAN LLUIS	1:50.528	11.302	4	Mc. Segre	MX 1
12	279	FERRER ENRIQUEZ, BIEL	1:51.210	11.984	10	Xtrem Sitges Mc.	MX 1
13	25	FONTANALS BENAVENT, MARC	1:52.824	13.598	2	Mc Cubelles	MX 2
14	40	DAUDEN SERRA, JOSE LUIS	1:54.390	15.164	8	Mc Amposta	MX Elit
15	78	DARNE SELLABONA, BERNAT	1:55.530	16.304	5	Mc C. Empúries	MX 1
16	55	TEIXIDO COLOMA, AMOS	1:56.613	17.387	6	Mc. Segre	MX 1
17	142	CABELLO HEREDIA, ALBERTO	1:58.129	18.903	7	Mc. Segre	MX 1
18	73	MELGAREJO GOMEZ, ERIC	1:58.572	19.346	1	Amc Martorelles	MX 2

Cap de cronometratge / Director de Cursa / President del Jurat

Orbits



# Campionat de Catalunya MX - Salomó

MX Elit-MX1-MX2

Circuit Les Fontanes 2,000 km

Entrenaments Qualificatius

16/06/2019 09:00

Classificació (30:00 Temps) started at 9:02:09

Lap	Lap Tm	Diff	Time of Day
-----	--------	------	-------------

(47) SEGURA VERDAGUER, JOAN PAU

1	1:53.851	+14.625	9:16:05.530
2	3:46.449	+2:07.223	9:19:51.979
3	1:47.607	+8.381	9:21:39.586
4	1:39.581	+0.355	9:23:19.167
5	2:03.597	+24.371	9:25:22.764
6	2:07.730	+28.504	9:27:30.494
7	1:39.226		9:29:09.720
8	2:13.092	+33.866	9:31:22.812

(712) ARCARONS GALI, NIL

1	1:52.998	+13.706	9:13:40.206
2	1:40.686	+1.394	9:15:20.892
3	5:18.414	+3:39.122	9:20:39.306
4	1:52.180	+12.888	9:22:31.486
5	1:39.740	+0.448	9:24:11.226
6	2:25.722	+46.430	9:26:36.948
7	1:40.182	+0.890	9:28:17.130
8	3:38.095	+1:58.803	9:31:55.225
9	1:39.292		9:33:34.517

(45) RIERA ALBAS, LLUIS

1	1:53.084	+12.724	9:07:43.307
2	1:54.241	+13.881	9:09:37.548
3	1:41.657	+1.297	9:11:19.205
4	1:40.360		9:12:59.565

(3) ARRIAZU HERNANDEZ, HUGO

1	1:52.692	+8.773	9:21:27.855
2	1:48.135	+4.216	9:23:15.990
3	1:46.814	+2.895	9:25:02.804
4	2:10.289	+26.370	9:27:13.093
5	3:22.428	+1:38.509	9:30:35.521
6	1:43.919		9:32:19.440

(90) DALMAU NIETO, CARLOS

1	1:52.865	+8.885	9:16:08.469
2	1:48.551	+4.571	9:17:57.020
3	4:37.504	+2:53.524	9:22:34.524
4	1:48.277	+4.297	9:24:22.801
5	1:45.696	+1.716	9:26:08.497
6	1:43.980		9:27:52.477
7	2:22.648	+38.668	9:30:15.125
8	1:51.610	+7.630	9:32:06.735
9	2:08.741	+24.761	9:34:15.476

(14) ALCOVER MAS, MIQUEL

1	6:04.915	+4:19.239	9:16:24.112
2	1:50.408	+4.732	9:18:14.520
3	1:45.676		9:20:00.196
4	1:58.478	+12.802	9:21:58.674
5	2:06.026	+20.350	9:24:04.700
6	1:51.518	+5.842	9:25:56.218
7	4:43.375	+2:57.699	9:30:39.593
8	1:48.044	+2.368	9:32:27.637

(15) PERALES BOGUÑA, ANGEL

1	1:56.175	+10.175	9:09:13.642
2	7:57.232	+6:11.232	9:17:10.874
3	1:49.051	+3.051	9:18:59.925
4	1:48.244	+2.244	9:20:48.169
5	2:13.191	+27.191	9:23:01.360
6	1:46.159	+0.159	9:24:47.519
7	2:12.681	+26.681	9:27:00.200
8	1:47.124	+1.124	9:28:47.324

Lap	Lap Tm	Diff	Time of Day
-----	--------	------	-------------

(37) FERRER FECED, XAVIER

1	1:47.325		9:18:39.749
2	1:47.552	+0.227	9:20:27.301
3	2:30.883	+43.558	9:22:58.184
4	5:05.106	+3:17.781	9:28:03.290
5	1:48.723	+1.398	9:29:52.013
6	2:13.237	+25.912	9:32:05.250

(27) DIAZ LOPEZ, ALEIX

1	2:04.629	+16.549	9:12:56.536
2	1:54.525	+6.445	9:14:51.061
3	1:50.854	+2.774	9:16:41.915
4	1:48.850	+0.770	9:18:30.765
5	2:22.233	+34.153	9:20:52.998
6	1:49.756	+1.676	9:22:42.754
7	3:37.080	+1:49.000	9:26:19.834
8	1:48.857	+0.777	9:28:08.691
9	1:48.080		9:29:56.771
10	2:29.665	+41.585	9:32:26.436

(100) VENDRELL MARTINEZ, ENRIC

1	2:09.517	+20.610	9:13:27.097
2	2:01.520	+12.613	9:15:28.617
3	1:52.834	+3.927	9:17:21.451
4	2:06.629	+17.722	9:19:28.080
5	4:06.910	+2:18.003	9:23:34.990
6	1:48.907		9:25:23.897
7	2:15.643	+26.736	9:27:39.540
8	3:01.543	+1:12.636	9:30:41.083
9	1:50.139	+1.232	9:32:31.222

(4) CABEZAS MOLET, IBAN LLUIS

1	2:04.344	+13.816	9:16:22.222
2	2:00.204	+9.676	9:18:22.426
3	1:56.912	+6.384	9:20:19.338
4	1:50.528		9:22:09.866
5	2:27.639	+37.111	9:24:37.505
6	2:08.112	+17.584	9:26:45.617
7	2:00.993	+10.465	9:28:46.610
8	1:59.095	+8.567	9:30:45.705
9	2:07.072	+16.544	9:32:52.777

(279) FERRER ENRIQUEZ, BIEL

1	2:07.510	+16.300	9:10:26.137
2	2:00.371	+9.161	9:12:26.508
3	2:30.162	+38.952	9:14:56.670
4	5:44.696	+3:53.486	9:20:41.366
5	1:54.890	+3.680	9:22:36.256
6	1:51.417	+0.207	9:24:27.673
7	2:23.287	+32.077	9:26:50.960
8	2:00.189	+8.979	9:28:51.149
9	1:54.776	+3.566	9:30:45.925
10	1:51.210		9:32:37.135

(25) FONTANALS BENAVENT, MARC

1	2:03.376	+10.552	9:10:04.999
2	1:52.824		9:11:57.823
3	2:05.076	+12.252	9:14:02.899
4	8:02.009	+6:09.185	9:22:04.908

(40) DAUDEN SERRA, JOSE LUIS

1	2:00.534	+6.144	9:06:56.118
2	1:57.154	+2.764	9:08:53.272

Lap	Lap Tm	Diff	Time of Day
-----	--------	------	-------------

(78) DARNE SELLABONA, BERNAT

1	1:56.179	+0.649	9:11:53.903
2	1:56.765	+1.235	9:13:50.668
3	10:05.735	+8:10.205	9:23:56.403
4	1:56.718	+1.188	9:25:53.121
5	1:55.530		9:27:48.651
6	2:12.954	+17.424	9:30:01.605

(55) TEIXIDO COLOMA, AMOS

1	2:04.172	+7.559	9:17:04.136
2	1:58.125	+1.512	9:19:02.261
3	1:58.824	+2.211	9:21:01.085
4	6:22.558	+4:25.945	9:27:23.643
5	1:58.155	+1.542	9:29:21.798
6	1:56.613		9:31:18.411

(142) CABELLO HEREDIA, ALBERTO

1	2:09.362	+11.233	9:10:42.909
2	1:58.712	+0.583	9:12:41.621
3	2:02.692	+4.563	9:14:44.313
4	2:05.935	+7.806	9:16:50.248
5	2:19.943	+21.814	9:19:10.191
6	8:25.532	+6:27.403	9:27:35.723
7	1:58.129		9:29:33.852
8	2:03.452	+5.323	9:31:37.304

(73) MELGAREJO GOMEZ, ERIC

1	1:58.572		9:13:45.554
2	2:25.833	+27.261	9:16:11.387
3	5:43.559	+3:44.987	9:21:54.946
4	2:00.659	+2.087	9:23:55.605






## Campionat de Catalunya MX - Salomó

MX3-MX Femení

Circuit Les Fontanes 2,000 km

Classificació Final



Pos.	Núm.	Nom	Llicència	Club	R1.	R2.	Total Punts
<b>MX 3</b>							
1	84	BRUCART SANCHEZ, RAMON	139634-B	MC C.Taulé	25	25	50
2	68	LOZANO SOLA, JOEL	139270-B	Amc Martorelles	20	20	40
3	96	VILALTA AGUADO, JOAN	139498-B	Mc St.Hilari	16	16	32
4	14	ARDEVOL CABRERA, CHRISTIAN	139444-T	Mc. Segre	13	11	24
5	33	SANS SOLOZABAL, MARC	139658-B	Mc. Polea SX	10	13	23
6	82	PEDRO SUBIRATS, JOSEP	139483-B	Mc. Segre	11	10	21
7	34	RODRIGUEZ GUERRA, DAVID	139375-B	Mc St.Hilari	8	9	17
8	80	LOPEZ GUERRERO, SEBASTIAN P.	139603-L	Mc Cifuentes	9	8	17
9	1	FERNANDEZ GARCIA, CESAR	54197-Z	Esc. A Full	7	7	14
10	67	BERANUY FARGUES, XAVIER	140008-L	Terré Almenar	6	6	12
11	81	FARRE SISO, GERARD	139453-L	Mc. Segre	5	5	10
12	7	LOPEZ ARAGONES, CURRO	139269-T	Amc Martorelles	4	--	4

### MX Femení

1	113	CALERO CHICHARRO, AIDA	139534-B	Mc Cifuentes	20	25	45
2	28	MAGALLON GUBAU, CARLA	139398-GI		25	16	41
3	83	BLANCO SEQUI, AITANA	249248-V	Ctat. Albaida	16	20	36
4	118	SOTO FERRANDIS, ARIANA	140621-L-A		13	13	26
NT	923	RAMIREZ VENDRELL, ADELINA	139307-T	Pobla Mafumet	0	--	0





# Campionat de Catalunya MX - Salomó

classificat per voltes

MX3-MX Femení

Circuit Les Fontanes 2,000 km

Carrera 1

16/06/2019 11:40

Cursa (20:00 i 2 Voltes) started at 11:56:01

Pos.	Núm.	Nom	Voltes	Total Ts	Dif	Millor Tm	Moto	Club	classe	Punts
1	84	BRUCART SANCHEZ, RAMON	14	24:41.177		1:35.725	SUZUKI	MC C.Taulé	MX 3	25
2	68	LOZANO SOLA, JOEL	14	25:43.109	1:01.932	1:37.080	YAMAHA	Amc Martorelle:	MX 3	20
3	96	VILALTA AGUADO, JOAN	14	25:51.640	1:10.463	1:41.954	YAMAHA	Mc St.Hilari	MX 3	16
4	14	ARDEVOL CABRERA, CHRISTIAN	14	25:51.955	1:10.778	1:41.369	KAWASAKI	Mc. Segre	MX 3	13
5	82	PEDRO SUBIRATS, JOSEP	14	25:56.923	1:15.746	1:42.135	SIN MARCA	Mc. Segre	MX 3	11
6	33	SANS SOLOZABAL, MARC	14	26:18.913	1:37.736	1:42.757	SIN MARCA	Mc. Polea SX	MX 3	10
7	80	LOPEZ GUERRERO, SEBASTIAN P.	13	24:45.378	1 Volta	1:43.845	KAWASAKI	Mc Cifuentes	MX 3	9
8	34	RODRIGUEZ GUERRA, DAVID	13	24:47.954	1 Volta	1:44.448	KTM	Mc St.Hilari	MX 3	8
9	1	FERNANDEZ GARCIA, CESAR	13	24:50.831	1 Volta	1:44.894	SIN MARCA	Esc. A Full	MX 3	7
10	67	BERANUY FARGUES, XAVIER	13	25:26.628	1 Volta	1:47.482	HONDA	Terré Almenar	MX 3	6
11	81	FARRE SISÓ, GERARD	13	25:33.700	1 Volta	1:45.492	YAMAHA	Mc. Segre	MX 3	5
12	28	MAGALLON GUBAU, CARLA	12	24:47.747	2 Voltes	1:47.908			MX Fe	25
13	113	CALERO CHICHARRO, AIDA	12	26:12.274	2 Voltes	1:58.544	KAWASAKI	Mc Cifuentes	MX Fe	20
14	7	LOPEZ ARAGONES, CURRO	12	26:41.595	2 Voltes	1:51.550	KTM	Amc Martorelle:	MX 3	4
15	83	BLANCO SEQUI, AITANA	12	26:46.467	2 Voltes	1:56.983	SIN MARCA	Ctat. Albaida	MX Fe	16
16	118	SOTO FERRANDIS, ARIANA	9	25:54.695	5 Voltes	2:21.463			MX Fe	13

No classificat

NT	923	RAMIREZ VENDRELL, ADELINA	7	14:48.366	NT	1:47.833	HONDA	Pobla Mafumet	MX Fe	0
----	-----	---------------------------	---	-----------	----	----------	-------	---------------	-------	---

Marge de victòria	Velocitat mitja	Millor temps de volta	Millor vel.	Millor volta per
1:01.932	68,054	1:35.725	75,215	84 - BRUCART SANCHEZ, RAMOI

Cap de cronometratge / Director de Cursa / President del Jurat

Orbits

# Campionat de Catalunya MX - Salomó

classificat per voltes

MX3-MX Femení	Circuit Les Fontanes 2,000 km
Carrera 1	16/06/2019 11:40
Cursa (20:00 i 2 Voltes) started at 11:56:01	

Pos.	Núm.	Nom	Voltes	Total Ts	Dif	Millor Tm	Moto	Club	classe	Punts
<b>MX 3</b>										
1	84	BRUCART SANCHEZ, RAMON	14	24:41.177		1:35.725	SUZUKI	MC C.Taulé	MX 3	25
2	68	LOZANO SOLA, JOEL	14	25:43.109	1:01.932	1:37.080	YAMAHA	Amc Martorelle:	MX 3	20
3	96	VILALTA AGUADO, JOAN	14	25:51.640	1:10.463	1:41.954	YAMAHA	Mc St.Hilari	MX 3	16
4	14	ARDEVOL CABRERA, CHRISTIAN	14	25:51.955	1:10.778	1:41.369	KAWASAKI	Mc. Segre	MX 3	13
5	82	PEDRO SUBIRATS, JOSEP	14	25:56.923	1:15.746	1:42.135	SIN MARCA	Mc. Segre	MX 3	11
6	33	SANS SOLOZABAL, MARC	14	26:18.913	1:37.736	1:42.757	SIN MARCA	Mc. Polea SX	MX 3	10
7	80	LOPEZ GUERRERO, SEBASTIAN P.	13	24:45.378	1 Volta	1:43.845	KAWASAKI	Mc Cifuentes	MX 3	9
8	34	RODRIGUEZ GUERRA, DAVID	13	24:47.954	1 Volta	1:44.448	KTM	Mc St.Hilari	MX 3	8
9	1	FERNANDEZ GARCIA, CESAR	13	24:50.831	1 Volta	1:44.894	SIN MARCA	Esc. A Full	MX 3	7
10	67	BERANUY FARGUES, XAVIER	13	25:26.628	1 Volta	1:47.482	HONDA	Terré Almenar	MX 3	6
11	81	FARRE SISO, GERARD	13	25:33.700	1 Volta	1:45.492	YAMAHA	Mc. Segre	MX 3	5
12	7	LOPEZ ARAGONES, CURRO	12	26:41.595	2 Voltes	1:51.550	KTM	Amc Martorelle:	MX 3	4
<b>MX Femení</b>										
1	28	MAGALLON GUBAU, CARLA	12	24:47.747		1:47.908			MX Fe	25
2	113	CALERO CHICHARRO, AIDA	12	26:12.274	1:24.527	1:58.544	KAWASAKI	Mc Cifuentes	MX Fe	20
3	83	BLANCO SEQUI, AITANA	12	26:46.467	1:58.720	1:56.983	SIN MARCA	Ctat. Albaida	MX Fe	16
4	118	SOTO FERRANDIS, ARIANA	9	25:54.695	3 Voltes	2:21.463			MX Fe	13
<b>No classificat</b>										
NT	923	RAMIREZ VENDRELL, ADELINA	7	14:48.366	NT	1:47.833	HONDA	Pobla Mafumet	MX Fe	0

Marge de victòria	Velocitat mitja	Millor temps de volta	Millor vel.	Millor volta per
1:01.932	68,054	1:35.725	75,215	84 - BRUCART SANCHEZ, RAMOI

Cap de cronometratge / Director de Cursa / President del Jurat Orbits

# Campionat de Catalunya MX - Salomó

Volta a volta


MX3-MX Femení

Circuit Les Fontanes 2,000 km

Carrera 1

16/06/2019 11:40

Cursa (20:00 i 2 Voltes) started at 11:56:01



Competidors	Voltes														
	0	1	2	3	4	5	6	7	8	9	10	11	12	13	14
LOZANO SOLA, JOEL (68)	1	68	68	68	68	68	68	84	84	84	84	84	84	84	84
ARDEVOL CABRERA, CHRISTIAN (14)	2	14	84	84	84	84	84	68	68	68	68	68	68	68	68
PEDRO SUBIRATS, JOSEP (82)	3	82	14	14	14	14	14	14	14	14	14	96	96	96	96
BRUCART SANCHEZ, RAMON (84)	4	84	82	82	82	82	82	96	96	96	96	96	14	14	14
SANS SOLOZABAL, MARC (33)	5	33	33	33	33	33	96	82	82	82	82	82	82	82	82
VILALTA AGUADO, JOAN (96)	6	96	96	96	96	96	33	33	33	33	33	33	33	33	33
LOPEZ GUERRERO, SEBASTIAN P. (80)	7	80	80	80	80	80	80	80	80	80	80	80	80	80	80
RODRIGUEZ GUERRA, DAVID (34)	8	34	34	34	34	34	34	34	34	34	34	34	34	34	34
FERNANDEZ GARCIA, CESAR (1)	9	1	1	1	1	1	1	1	1	1	1	1	1	1	1
BERANUY FARGUES, XAVIER (67)	10	67	67	67	67	67	67	67	67	67	67	67	67	67	67
RAMIREZ VENDRELL, ADELINA (923)	11	923	923	923	81	81	81	81	81	81	81	81	81	81	81
LOPEZ ARAGONES, CURRO (7)	12	7	7	81	923	923	923	923	923	28	28	28	28	28	28
FARRE SISO, GERARD (81)	13	81	81	7	7	28	28	28	28	7	7	7	113	113	113
MAGALLON GUBAU, CARLA (28)	14	28	28	28	28	7	7	7	7	113	113	113	7	7	7
CALERO CHICHARRO, AIDA (113)	15	113	113	113	113	113	113	113	113	83	83	83	83	83	83
BLANCO SEQUI, AITANA (83)	16	83	83	83	83	83	83	83	83	118	118	118	118	118	118
SOTO FERRANDIS, ARIANA (118)	17	118	118	118	118	118	118	118	118	118	118	118	118	118	118

Cap de cronometratge / Director de Cursa / President del Jurat

Orbits



## Campionat de Catalunya MX - Salomó

MX3-MX Femení

Circuit Les Fontanes 2,000 km

Carrera 1

16/06/2019 11:40

Cursa (20:00 i 2 Voltes) started at 11:56:01

Lap	Lap Tm	Diff	Time of Day
<b>(84) BRUCART SANCHEZ, RAMON</b>			
1	<b>1:39.458</b>	+3.733	11:59:22.317
2	<b>1:37.884</b>	+2.159	12:01:00.201
3	<b>1:36.332</b>	+0.607	12:02:36.533
4	<b>1:35.725</b>		12:04:12.258
5	<b>1:39.187</b>	+3.462	12:05:51.445
6	<b>1:35.888</b>	+0.163	12:07:27.333
7	<b>1:38.377</b>	+2.652	12:09:05.710
8	<b>1:41.349</b>	+5.624	12:10:47.059
9	<b>1:36.777</b>	+1.052	12:12:23.836
10	<b>1:42.554</b>	+6.829	12:14:06.390
11	<b>1:38.450</b>	+2.725	12:15:44.840
12	<b>1:37.795</b>	+2.070	12:17:22.635
13	<b>1:39.394</b>	+3.669	12:19:02.029
14	<b>1:40.152</b>	+4.427	12:20:42.181

<b>(68) LOZANO SOLA, JOEL</b>			
1	<b>1:39.506</b>	+2.426	11:59:15.539
2	<b>1:37.926</b>	+0.846	12:00:53.465
3	<b>1:37.080</b>		12:02:30.545
4	<b>1:38.740</b>	+1.660	12:04:09.285
5	<b>1:40.859</b>	+3.779	12:05:50.144
6	<b>1:48.618</b>	+11.538	12:07:38.762
7	<b>1:44.085</b>	+7.005	12:09:22.847
8	<b>1:42.386</b>	+5.306	12:11:05.233
9	<b>1:48.043</b>	+10.963	12:12:53.276
10	<b>1:44.962</b>	+7.882	12:14:38.238
11	<b>1:44.978</b>	+7.898	12:16:23.216
12	<b>1:44.975</b>	+7.895	12:18:08.191
13	<b>1:46.804</b>	+9.724	12:19:54.995
14	<b>1:49.118</b>	+12.038	12:21:44.113

<b>(96) VILALTA AGUADO, JOAN</b>			
1	<b>1:43.186</b>	+1.232	11:59:28.649
2	<b>1:44.717</b>	+2.763	12:01:13.366
3	<b>1:43.526</b>	+1.572	12:02:56.892
4	<b>1:43.016</b>	+1.062	12:04:39.908
5	<b>1:43.167</b>	+1.213	12:06:23.075
6	<b>1:44.204</b>	+2.250	12:08:07.279
7	<b>1:42.470</b>	+0.516	12:09:49.749
8	<b>1:42.289</b>	+0.335	12:11:32.038
9	<b>1:44.664</b>	+2.710	12:13:16.702
10	<b>1:43.105</b>	+1.151	12:14:59.807
11	<b>1:42.977</b>	+1.023	12:16:42.784
12	<b>1:44.213</b>	+2.259	12:18:26.997
13	<b>1:43.693</b>	+1.739	12:20:10.690
14	<b>1:41.954</b>		12:21:52.644

<b>(14) ARDEVOL CABRERA, CHRISTIAN</b>			
1	<b>1:44.521</b>	+3.152	11:59:25.366
2	<b>1:45.565</b>	+4.196	12:01:10.931
3	<b>1:43.273</b>	+1.904	12:02:54.204
4	<b>1:43.131</b>	+1.762	12:04:37.335
5	<b>1:43.630</b>	+2.261	12:06:20.965
6	<b>1:44.874</b>	+3.505	12:08:05.839
7	<b>1:42.795</b>	+1.426	12:09:48.634
8	<b>1:42.628</b>	+1.259	12:11:31.262
9	<b>1:44.476</b>	+3.107	12:13:15.738
10	<b>1:43.322</b>	+1.953	12:14:59.060
11	<b>1:45.881</b>	+4.512	12:16:44.941
12	<b>1:43.399</b>	+2.030	12:18:28.340
13	<b>1:43.250</b>	+1.881	12:20:11.590
14	<b>1:41.369</b>		12:21:52.959

<b>(82) PEDRO SUBIRATS, JOSEP</b>			
-----------------------------------	--	--	--

1	<b>1:44.471</b>	+2.336	11:59:26.918
2	<b>1:44.960</b>	+2.825	12:01:11.878
3	<b>1:43.778</b>	+1.643	12:02:55.656
4	<b>1:42.997</b>	+0.862	12:04:38.653
5	<b>1:43.690</b>	+1.555	12:06:22.343
6	<b>1:45.954</b>	+3.819	12:08:08.297
7	<b>1:43.239</b>	+1.104	12:09:51.536
8	<b>1:42.135</b>		12:11:33.671
9	<b>1:44.193</b>	+2.058	12:13:17.864
10	<b>1:43.210</b>	+1.075	12:15:01.074
11	<b>1:44.799</b>	+2.664	12:16:45.873
12	<b>1:44.325</b>	+2.190	12:18:30.198
13	<b>1:44.195</b>	+2.060	12:20:14.393
14	<b>1:43.534</b>	+1.399	12:21:57.927

**(33) SANS SOLOZABAL, MARC**

1	<b>1:43.246</b>	+0.489	11:59:27.676
2	<b>1:44.825</b>	+2.068	12:01:12.501
3	<b>1:43.841</b>	+1.084	12:02:56.342
4	<b>1:42.970</b>	+0.213	12:04:39.312
5	<b>1:44.791</b>	+2.034	12:06:24.103
6	<b>1:44.409</b>	+1.652	12:08:08.512
7	<b>1:43.860</b>	+1.103	12:09:52.372
8	<b>1:42.757</b>		12:11:35.129
9	<b>1:43.569</b>	+0.812	12:13:18.698
10	<b>1:58.901</b>	+16.144	12:15:17.599
11	<b>1:45.404</b>	+2.647	12:17:03.003
12	<b>1:43.788</b>	+1.031	12:18:46.791
13	<b>1:45.851</b>	+3.094	12:20:32.642
14	<b>1:47.275</b>	+4.518	12:22:19.917

**(80) LOPEZ GUERRERO, SEBASTIAN P.**

1	<b>1:43.845</b>		11:59:30.853
2	<b>1:44.373</b>	+0.528	12:01:15.226
3	<b>1:45.047</b>	+1.202	12:03:00.273
4	<b>1:44.645</b>	+0.800	12:04:44.918
5	<b>1:45.761</b>	+1.916	12:06:30.679
6	<b>1:46.143</b>	+2.298	12:08:16.822
7	<b>1:45.079</b>	+1.234	12:10:01.901
8	<b>1:45.545</b>	+1.700	12:11:47.446
9	<b>1:48.952</b>	+5.107	12:13:36.398
10	<b>1:46.749</b>	+2.904	12:15:23.147
11	<b>1:46.540</b>	+2.695	12:17:09.687
12	<b>1:46.057</b>	+2.212	12:18:55.744
13	<b>1:50.638</b>	+6.793	12:20:46.382

**(34) RODRIGUEZ GUERRA, DAVID**

1	<b>1:45.419</b>	+0.971	11:59:34.224
2	<b>1:45.090</b>	+0.642	12:01:19.314
3	<b>1:46.304</b>	+1.856	12:03:05.618
4	<b>1:44.448</b>		12:04:50.066
5	<b>1:45.385</b>	+0.937	12:06:35.451
6	<b>1:45.837</b>	+1.389	12:08:21.288
7	<b>1:45.817</b>	+1.369	12:10:07.105
8	<b>1:46.030</b>	+1.582	12:11:53.135
9	<b>1:48.601</b>	+4.153	12:13:41.736
10	<b>1:45.224</b>	+0.776	12:15:26.960
11	<b>1:46.984</b>	+2.536	12:17:13.944
12	<b>1:48.844</b>	+4.396	12:19:02.788
13	<b>1:46.170</b>	+1.722	12:20:48.958

**(1) FERNANDEZ GARCIA, CESAR**

1	<b>1:47.041</b>	+2.147	11:59:39.259
2	<b>1:45.595</b>	+0.701	12:01:24.854
3	<b>1:44.894</b>		12:03:09.748
4	<b>1:45.476</b>	+0.582	12:04:55.224

5	<b>1:45.223</b>	+0.329	12:06:40.447
6	<b>1:45.403</b>	+0.509	12:08:25.850
7	<b>1:45.441</b>	+0.547	12:10:11.291
8	<b>1:46.379</b>	+1.485	12:11:57.670
9	<b>1:47.045</b>	+2.151	12:13:44.715
10	<b>1:45.336</b>	+0.442	12:15:30.051
11	<b>1:45.792</b>	+0.898	12:17:15.843
12	<b>1:50.216</b>	+5.322	12:19:06.059
13	<b>1:45.776</b>	+0.882	12:20:51.835

**(67) BERANUY FARGUES, XAVIER**

1	<b>1:47.556</b>	+0.074	11:59:41.385
2	<b>1:48.244</b>	+0.762	12:01:29.629
3	<b>1:47.618</b>	+0.136	12:03:17.247
4	<b>1:47.888</b>	+0.406	12:05:05.135
5	<b>1:48.348</b>	+0.866	12:06:53.483
6	<b>1:47.482</b>		12:08:40.965
7	<b>1:50.167</b>	+2.685	12:10:31.132
8	<b>1:48.650</b>	+1.168	12:12:19.782
9	<b>1:50.226</b>	+2.744	12:14:10.008
10	<b>1:50.469</b>	+2.987	12:16:00.477
11	<b>1:47.851</b>	+0.369	12:17:48.328
12	<b>1:47.736</b>	+0.254	12:19:36.064
13	<b>1:51.568</b>	+4.086	12:21:27.632

**(81) FARRE SISO, GERARD**

1	<b>1:51.965</b>	+6.473	11:59:49.200
2	<b>1:49.525</b>	+4.033	12:01:38.725
3	<b>1:49.981</b>	+4.489	12:03:28.706
4	<b>1:46.033</b>	+0.541	12:05:14.739
5	<b>1:46.399</b>	+0.907	12:07:01.138
6	<b>1:45.492</b>		12:08:46.630
7	<b>1:46.980</b>	+1.488	12:10:33.610
8	<b>1:47.505</b>	+2.013	12:12:21.115
9	<b>1:51.022</b>	+5.530	12:14:12.137
10	<b>1:49.693</b>	+4.201	12:16:01.830
11	<b>1:47.848</b>	+2.356	12:17:49.678
12	<b>1:50.504</b>	+5.012	12:19:40.182
13	<b>1:54.522</b>	+9.030	12:21:34.704

**(28) MAGALLON GUBAU, CARLA**

1	<b>1:51.995</b>	+4.087	11:59:50.220
2	<b>1:51.295</b>	+3.387	12:01:41.515
3	<b>1:51.761</b>	+3.853	12:03:33.276
4	<b>1:49.111</b>	+1.203	12:05:22.387
5	<b>1:48.163</b>	+0.255	12:07:10.550
6	<b>1:47.908</b>		12:08:58.458
7	<b>1:52.553</b>	+4.645	12:10:51.011
8	<b>1:54.646</b>	+6.738	12:12:45.657
9	<b>1:57.229</b>	+9.321	12:14:42.886
10	<b>1:57.205</b>	+9.297	12:16:40.091
11	<b>2:04.540</b>	+16.632	12:18:44.631
12	<b>2:04.120</b>	+16.212	12:20:48.751

**(113) CALERO CHICHARRO, AIDA**

1	<b>1:59.701</b>	+1.157	12:00:00.186
2	<b>1:58.622</b>	+0.078	12:01:58.808
3	<b>1:58.544</b>		12:03:57.352
4	<b>2:00.437</b>	+1.893	12:05:57.789
5	<b>2:00.111</b>	+1.567	12:07:57.900
6	<b>2:02.577</b>	+4.033	12:10:00.477
7	<b>2:02.712</b>	+4.168	12:12:03.189
8	<b>2:01.732</b>	+3.188	12:14:04.921
9	<b>2:03.808</b>	+5.264	12:16:08.729
10	<b>2:02.385</b>	+3.841	12:18:11.114
11	<b>2:03.249</b>	+4.705	12:20:14.363



# Campionat de Catalunya MX - Salomó

MX3-MX Femení

Circuit Les Fontanes 2,000 km

Carrera 1

16/06/2019 11:40

Cursa (20:00 i 2 Voltes) started at 11:56:01

Lap	Lap Tm	Diff	Time of Day
12	1:58.915	+0.371	12:22:13.278

(7) LOPEZ ARAGONES, CURRO

1	<b>1:51.550</b>		11:59:48.041
2	1:52.327	+0.777	12:01:40.368
3	1:51.999	+0.449	12:03:32.367
4	2:01.206	+9.656	12:05:33.573
5	2:04.245	+12.695	12:07:37.818
6	1:58.088	+6.538	12:09:35.906
7	2:07.288	+15.738	12:11:43.194
8	1:59.699	+8.149	12:13:42.893
9	2:00.496	+8.946	12:15:43.389
10	2:10.587	+19.037	12:17:53.976
11	2:38.618	+47.068	12:20:32.594
12	2:10.005	+18.455	12:22:42.599

(83) BLANCO SEQUI, AITANA

1	1:59.115	+2.132	12:00:13.723
2	<b>1:56.983</b>		12:02:10.706
3	1:59.829	+2.846	12:04:10.535
4	2:02.907	+5.924	12:06:13.442
5	2:03.191	+6.208	12:08:16.633
6	2:02.011	+5.028	12:10:18.644
7	2:00.969	+3.986	12:12:19.613
8	2:04.875	+7.892	12:14:24.488
9	2:00.953	+3.970	12:16:25.441
10	2:09.513	+12.530	12:18:34.954
11	2:05.084	+8.101	12:20:40.038
12	2:07.433	+10.450	12:22:47.471

(118) SOTO FERRANDIS, ARIANA

1	3:04.180	+42.717	12:01:26.964
2	2:23.504	+2.041	12:03:50.468
3	2:22.771	+1.308	12:06:13.239
4	2:23.372	+1.909	12:08:36.611
5	2:23.035	+1.572	12:10:59.646
6	3:47.060	+1:25.597	12:14:46.706
7	2:24.358	+2.895	12:17:11.064
8	<b>2:21.463</b>		12:19:32.527
9	2:23.172	+1.709	12:21:55.699

(923) RAMIREZ VENDRELL, ADELINA

1	1:51.286	+3.453	11:59:47.040
2	1:49.775	+1.942	12:01:36.815
3	1:53.608	+5.775	12:03:30.423
4	1:50.455	+2.622	12:05:20.878
5	1:48.686	+0.853	12:07:09.564
6	<b>1:47.833</b>		12:08:57.397
7	1:51.973	+4.140	12:10:49.370

Lap	Lap Tm	Diff	Time of Day
-----	--------	------	-------------

Lap	Lap Tm	Diff	Time of Day
-----	--------	------	-------------



## Campionat de Catalunya MX - Salomó

classificat per voltes

MX3-MX Femení

Circuit Les Fontanes 2,000 km

Carrera 2

16/06/2019 13:40

Cursa (20:00 i 2 Voltes) started at 14:25:02

Pos.	Núm.	Nom	Voltes	Total Ts	Dif	Millor Tm	Moto	Club	classe	Punts
1	84	BRUCART SANCHEZ, RAMON	14	24:44.092		1:36.991	SUZUKI	MC C.Taulé	MX 3	25
2	68	LOZANO SOLA, JOEL	14	25:29.559	45.467	1:38.368	YAMAHA	Amc Martorelle:	MX 3	20
3	96	VILALTA AGUADO, JOAN	14	25:31.074	46.982	1:41.359	YAMAHA	Mc St.Hilari	MX 3	16
4	33	SANS SOLOZABAL, MARC	14	25:34.774	50.682	1:41.540	SIN MARCA	Mc. Polea SX	MX 3	13
5	14	ARDEVOL CABRERA, CHRISTIAN	14	25:53.013	1:08.921	1:42.720	KAWASAKI	Mc. Segre	MX 3	11
6	82	PEDRO SUBIRATS, JOSEP	14	26:20.814	1:36.722	1:43.446	SIN MARCA	Mc. Segre	MX 3	10
7	34	RODRIGUEZ GUERRA, DAVID	13	24:46.190	1 Volta	1:44.894	KTM	Mc St.Hilari	MX 3	9
8	80	LOPEZ GUERRERO, SEBASTIAN P.	13	24:50.778	1 Volta	1:44.585	KAWASAKI	Mc Cifuentes	MX 3	8
9	1	FERNANDEZ GARCIA, CESAR	13	24:52.739	1 Volta	1:44.452	SIN MARCA	Esc. A Full	MX 3	7
10	67	BERANUY FARGUES, XAVIER	13	24:58.791	1 Volta	1:46.023	HONDA	Terré Almenar	MX 3	6
11	81	FARRE SISO, GERARD	13	25:22.490	1 Volta	1:46.818	YAMAHA	Mc. Segre	MX 3	5
12	113	CALERO CHICHARRO, AIDA	12	26:13.588	2 Voltes	1:55.476	KAWASAKI	Mc Cifuentes	MX Fe	25
13	83	BLANCO SEQUI, AITANA	11	24:46.617	3 Voltes	1:59.145	SIN MARCA	Ctat. Albaida	MX Fe	20
14	28	MAGALLON GUBAU, CARLA	11	25:47.888	3 Voltes	1:53.124			MX Fe	16
15	118	SOTO FERRANDIS, ARIANA	9	24:48.149	5 Voltes	2:19.258			MX Fe	13

Marge de victòria

Velocitat mitja

Millor temps de volta Millor vel.

Millor volta per

45.467

67,920

1:36.991

74,234

84 - BRUCART SANCHEZ, RAMOI

Cap de cronometratge / Director de Cursa / President del Jurat

Orbits



# Campionat de Catalunya MX - Salomó

classificat per voltes

MX3-MX Femení

Circuit Les Fontanes 2,000 km

Carrera 2

16/06/2019 13:40

Cursa (20:00 i 2 Voltes) started at 14:25:02

Pos.	Núm.	Nom	Voltes	Total Ts	Dif	Millor Tm	Moto	Club	classe	Punts
<b>MX 3</b>										
1	84	BRUCART SANCHEZ, RAMON	14	24:44.092		1:36.991	SUZUKI	MC C.Taulé	MX 3	25
2	68	LOZANO SOLA, JOEL	14	25:29.559	45.467	1:38.368	YAMAHA	Amc Martorelle:	MX 3	20
3	96	VILALTA AGUADO, JOAN	14	25:31.074	46.982	1:41.359	YAMAHA	Mc St.Hilari	MX 3	16
4	33	SANS SOLOZABAL, MARC	14	25:34.774	50.682	1:41.540	SIN MARCA	Mc. Polea SX	MX 3	13
5	14	ARDEVOL CABRERA, CHRISTIAN	14	25:53.013	1:08.921	1:42.720	KAWASAKI	Mc. Segre	MX 3	11
6	82	PEDRO SUBIRATS, JOSEP	14	26:20.814	1:36.722	1:43.446	SIN MARCA	Mc. Segre	MX 3	10
7	34	RODRIGUEZ GUERRA, DAVID	13	24:46.190	1 Volta	1:44.894	KTM	Mc St.Hilari	MX 3	9
8	80	LOPEZ GUERRERO, SEBASTIAN P.	13	24:50.778	1 Volta	1:44.585	KAWASAKI	Mc Cifuentes	MX 3	8
9	1	FERNANDEZ GARCIA, CESAR	13	24:52.739	1 Volta	1:44.452	SIN MARCA	Esc. A Full	MX 3	7
10	67	BERANUY FARGUES, XAVIER	13	24:58.791	1 Volta	1:46.023	HONDA	Terré Almenar	MX 3	6
11	81	FARRE SISO, GERARD	13	25:22.490	1 Volta	1:46.818	YAMAHA	Mc. Segre	MX 3	5

## MX Femení

1	113	CALERO CHICHARRO, AIDA	12	26:13.588		1:55.476	KAWASAKI	Mc Cifuentes	MX Fe	25
2	83	BLANCO SEQUI, AITANA	11	24:46.617	1 Volta	1:59.145	SIN MARCA	Ctat. Albaida	MX Fe	20
3	28	MAGALLON GUBAU, CARLA	11	25:47.888	1 Volta	1:53.124			MX Fe	16
4	118	SOTO FERRANDIS, ARIANA	9	24:48.149	3 Voltes	2:19.258			MX Fe	13

Marge de victòria	Velocitat mitja	Millor temps de volta	Millor vel.	Millor volta per
45.467	67,920	1:36.991	74,234	84 - BRUCART SANCHEZ, RAMOI

Cap de cronometratge / Director de Cursa / President del Jurat Orbits

# Campionat de Catalunya MX - Salomó

Volta a volta


MX3-MX Femení

Circuit Les Fontanes 2,000 km

Carrera 2

16/06/2019 13:40

Cursa (20:00 i 2 Voltes) started at 14:25:02



Competidors

Voltes

	0	1	2	3	4	5	6	7	8	9	10	11	12	13	14
LOZANO SOLA, JOEL (68)	1	68	68	68	84	84	84	84	84	84	84	84	84	84	84
SANS SOLOZABAL, MARC (33)	2	33	96	84	68	68	68	68	68	68	68	68	68	68	68
VILALTA AGUADO, JOAN (96)	3	96	84	96	96	96	96	96	96	96	96	96	96	96	96
BRUCART SANCHEZ, RAMON (84)	4	84	33	33	33	33	33	33	33	33	33	33	33	33	33
ARDEVOL CABRERA, CHRISTIAN (14)	5	14	14	14	14	14	14	14	14	14	14	14	14	14	14
RODRIGUEZ GUERRA, DAVID (34)	6	34	34	34	34	34	34	34	34	34	34	82	82	82	82
LOPEZ GUERRERO, SEBASTIAN P. (80)	7	80	80	80	80	80	80	80	80	80	80	34	34	34	
BERANUY FARGUES, XAVIER (67)	8	67	67	67	67	67	82	82	82	82	82	80	80	80	
FARRE SISO, GERARD (81)	9	81	81	82	82	82	82	67	67	67	67	1	1	1	
PEDRO SUBIRATS, JOSEP (82)	10	82	82	81	1	1	1	1	1	1	1	1	67	67	67
FERNANDEZ GARCIA, CESAR (1)	11	1	1	1	81	81	81	81	81	81	81	81	81	81	81
MAGALLON GUBAU, CARLA (28)	12	28	28	28	28	28	28	28	28	28	113	113	113	113	
BLANCO SEQUI, AITANA (83)	13	83	83	113	113	113	113	113	113	113	83	83	83		
CALERO CHICHARRO, AIDA (113)	14	113	113	83	83	83	83	83	83	83	28	28	28		
SOTO FERRANDIS, ARIANA (118)	15	118	118	118	118	118	118	118	118	118	118				





**Campionat de Catalunya MX - Salomó**

MX3-MX Femení

Circuit Les Fontanes 2,000 km

Carrera 2

16/06/2019 13:40

Cursa (20:00 i 2 Voltes) started at 14:25:02

Lap	Lap Tm	Diff	Time of Day
<u>(28) MAGALLON GUBAU, CARLA</u>			
1	<b>1:54.260</b>	+1.136	14:28:50.671
2	<b>1:54.559</b>	+1.435	14:30:45.230
3	<b>1:53.894</b>	+0.770	14:32:39.124
4	<b>1:53.391</b>	+0.267	14:34:32.515
5	<b>1:53.124</b>		14:36:25.639
6	<b>1:55.313</b>	+2.189	14:38:20.952
7	<b>2:05.548</b>	+12.424	14:40:26.500
8	<b>2:12.006</b>	+18.882	14:42:38.506
9	<b>4:07.849</b>	+2:14.725	14:46:46.355
10	<b>1:58.610</b>	+5.486	14:48:44.965
11	<b>2:05.893</b>	+12.769	14:50:50.858

<u>(118) SOTO FERRANDIS, ARIANA</u>			
1	<b>2:27.887</b>	+8.629	14:31:00.421
2	<b>2:23.470</b>	+4.212	14:33:23.891
3	<b>2:23.650</b>	+4.392	14:35:47.541
4	<b>2:20.246</b>	+0.988	14:38:07.787
5	<b>2:22.343</b>	+3.085	14:40:30.130
6	<b>2:19.689</b>	+0.431	14:42:49.819
7	<b>2:22.012</b>	+2.754	14:45:11.831
8	<b>2:20.030</b>	+0.772	14:47:31.861
9	<b>2:19.258</b>		14:49:51.119



# Campionat de Catalunya MX - Salomó

Ordenat per la volta més ràpida

MX3-MX4-MX5-MX Femení

Circuit Les Fontanes 2,000 km

Entrenaments Qualificatius

16/06/2019 10:05

Classificació (25:00 Temps) started at 10:04:48

Pos.	Núm.	Nom	Millor Tm	Dif	En volta	Club	classe
1	84	BRUCART SANCHEZ, RAMON	1:41.396		10	MC C.Taulé	MX 3
2	200	TRAGTER , PEDRO	1:42.436	1.040	6	Mc C. Empúries	MX 5
3	82	PEDRO SUBIRATS, JOSEP	1:47.736	6.340	7	Mc. Segre	MX 3
4	14	ARDEVOL CABRERA, CHRISTIAN	1:47.925	6.529	12	Mc. Segre	MX 3
5	68	LOZANO SOLA, JOEL	1:49.134	7.738	9	Amc Martorelles	MX 3
6	33	SANS SOLOZABAL, MARC	1:49.426	8.030	10	Mc. Polea SX	MX 3
7	888	PEDRO SUBIRATS, JORDI	1:49.571	8.175	10	Mc St.Celoni	MX 4
8	96	VILALTA AGUADO, JOAN	1:49.809	8.413	7	Mc St.Hilari	MX 3
9	80	LOPEZ GUERRERO, SEBASTIAN P.	1:51.462	10.066	8	Mc Cifuentes	MX 3
10	78	MAS URGELES, PERE	1:51.582	10.186	11	Mc. Segre	MX 4
11	81	FARRE SISO, GERARD	1:52.927	11.531	9	Mc. Segre	MX 3
12	199	VELASCO GARCIA, ALEX	1:52.947	11.551	11	Amc Martorelles	MX 4
13	34	RODRIGUEZ GUERRA, DAVID	1:56.235	14.839	5	Mc St.Hilari	MX 3
14	1	FERNANDEZ GARCIA, CESAR	1:56.452	15.056	6	Esc. A Full	MX 3
15	67	BERANUY FARGUES, XAVIER	1:56.494	15.098	7	Terré Almenar	MX 3
16	7	LOPEZ ARAGONES, CURRO	1:58.467	17.071	8	Amc Martorelles	MX 3
17	151	LASALA SEGURA, SERGI	1:58.559	17.163	4	Mc. Segre	MX 5
18	923	RAMIREZ VENDRELL, ADELINA	1:59.952	18.556	5	Pobla Mafumet	MX Femení
19	90	ORTEGA CONTRERAS, ONOFRE	2:00.614	19.218	8	Mc St.Hilari	MX 5
20	28	MAGALLON GUBAU, CARLA	2:03.550	22.154	6		MX Femení
21	52	FLO PARTAGAS, ENRIC	2:03.925	22.529	8	Mc VDB	MX 4
22	534	PLANASDEMUNT REGAS, BALTASAR	2:06.345	24.949	2	Mc St.Hilari	MX 5
23	59	SANCHEZ COLL, NARCIS	2:06.924	25.528	9	CM Mollet-Isern	MX 5
24	83	BLANCO SEQUI, AITANA	2:08.252	26.856	4	Ctat. Albaida	MX Femení
25	44	DURBAU PALAFOLLS, JORDI	2:09.182	27.786	3	Mc Pistó Fos	MX 5
26	136	GOMEZ JIMENEZ, ANDREU	2:11.708	30.312	3	Gm Molins	MX 5
27	66	COSTA AGUSTI, XAVIER	2:13.177	31.781	5	Mc. Segre	MX 5
28	50	REDON PAÑELLA, JORDI	2:15.034	33.638	9	Gm Molins	MX 5
29	9	TRILLES LUBRAN, JOSEP	2:16.777	35.381	5	Mc. Micorella	MX 5
30	113	CALERO CHICHARRO, AIDA	2:18.138	36.742	2	Mc Cifuentes	MX Femení
31	8	SANCHEZ CRESPO, DAVID MANUEL	2:26.972	45.576	6	100 Emocions Esport Club	MX 4
32	35	SOLE HUGUET, EDGAR	2:36.238	54.842	3	Mc Salomo	MX 4
33	118	SOTO FERRANDIS, ARIANA	2:48.202	1:06.806	5		MX Femení
34	61	CANO MUÑOZ, XAVIER			0	Mc. Calvia	MX 4

Cap de cronometratge / Director de Cursa / President del Jurat

Orbits





Campionat de Catalunya MX - Salomó

MX3-MX4-MX5-MX Femení

Circuit Les Fontanes 2,000 km

Entrenaments Qualificatiu

16/06/2019 10:05

Classificació (25:00 Temps) started at 10:04:48

Lap	Lap Tm	Diff	Time of Day
(84) BRUCART SANCHEZ, RAMON			
1	2:05.437	+24.041	10:11:29.572
2	1:59.830	+18.434	10:13:29.402
3	1:46.421	+5.025	10:15:15.823
4	1:47.413	+6.017	10:17:03.236
5	1:43.234	+1.838	10:18:46.470
6	2:15.263	+33.867	10:21:01.733
7	2:03.149	+21.753	10:23:04.882
8	1:42.157	+0.761	10:24:47.039
9	2:06.658	+25.262	10:26:53.697
10	1:41.396		10:28:35.093
11	2:08.073	+26.677	10:30:43.166

(200) TRAGTER, PEDRO			
1	1:51.968	+9.532	10:08:47.833
2	1:45.428	+2.992	10:10:33.261
3	1:44.908	+2.472	10:12:18.169
4	1:58.949	+16.513	10:14:17.118
5	2:21.542	+39.106	10:16:38.660
6	1:42.436		10:18:21.096
7	2:07.361	+24.925	10:20:28.457

(82) PEDRO SUBIRATS, JOSEP			
1	1:59.000	+11.264	10:10:16.226
2	1:54.968	+7.232	10:12:11.194
3	1:56.012	+8.276	10:14:07.206
4	1:57.222	+9.486	10:16:04.428
5	4:26.213	+2:38.477	10:20:30.641
6	1:49.839	+2.103	10:22:20.480
7	1:47.736		10:24:08.216
8	2:06.255	+18.519	10:26:14.471
9	1:51.052	+3.316	10:28:05.523
10	1:49.436	+1.700	10:29:54.959

(14) ARDEVOL CABRERA, CHRISTIAN			
1	2:03.634	+15.709	10:09:03.590
2	1:57.035	+9.110	10:11:00.625
3	2:02.037	+14.112	10:13:02.662
4	1:56.670	+8.745	10:14:59.332
5	1:59.953	+12.028	10:16:59.285
6	1:56.906	+8.981	10:18:56.191
7	1:56.403	+8.478	10:20:52.594
8	2:13.641	+25.716	10:23:06.235
9	1:50.430	+2.505	10:24:56.665
10	1:49.290	+1.365	10:26:45.955
11	1:59.656	+11.731	10:28:45.611
12	1:47.925		10:30:33.536

(68) LOZANO SOLA, JOEL			
1	2:02.250	+13.116	10:09:57.541
2	1:53.361	+4.227	10:11:50.902
3	1:53.587	+4.453	10:13:44.489
4	1:56.539	+7.405	10:15:41.028
5	2:10.727	+21.593	10:17:51.755
6	4:40.192	+2:51.058	10:22:31.947
7	2:28.691	+39.557	10:25:00.638
8	2:18.486	+29.352	10:27:19.124
9	1:49.134		10:29:08.258
10	2:27.951	+38.817	10:31:36.209

(33) SANS SOLOZABAL, MARC			
1	2:09.191	+19.765	10:09:16.195
2	2:06.217	+16.791	10:11:22.412
3	2:09.223	+19.797	10:13:31.635
4	2:06.142	+16.716	10:15:37.777

5	2:00.425	+10.999	10:17:38.202
6	2:02.574	+13.148	10:19:40.776
7	1:57.180	+7.754	10:21:37.956
8	2:02.430	+13.004	10:23:40.386
9	1:53.726	+4.300	10:25:34.112
10	1:49.426		10:27:23.538
11	1:56.342	+6.916	10:29:19.880
12	1:57.936	+8.510	10:31:17.816

(888) PEDRO SUBIRATS, JORDI			
1	1:58.749	+9.178	10:10:13.756
2	1:55.307	+5.736	10:12:09.063
3	1:59.570	+9.999	10:14:08.633
4	1:53.318	+3.747	10:16:01.951
5	1:56.377	+6.806	10:17:58.328
6	1:49.578	+0.007	10:19:47.906
7	1:53.788	+4.217	10:21:41.694
8	1:49.928	+0.357	10:23:31.622
9	1:49.604	+0.033	10:25:21.226
10	1:49.571		10:27:10.797
11	1:54.951	+5.380	10:29:05.748
12	1:52.848	+3.277	10:30:58.596

(96) VILALTA AGUADO, JOAN			
1	1:57.504	+7.695	10:08:54.462
2	1:56.246	+6.437	10:10:50.708
3	1:51.609	+1.800	10:12:42.317
4	1:54.444	+4.635	10:14:36.761
5	1:51.683	+1.874	10:16:28.444
6	1:52.132	+2.323	10:18:20.576
7	1:49.809		10:20:10.385
8	1:52.880	+3.071	10:22:03.265
9	1:53.681	+3.872	10:23:56.946
10	1:51.654	+1.845	10:25:48.600
11	1:51.240	+1.431	10:27:39.840
12	1:52.483	+2.674	10:29:32.323
13	2:48.572	+58.763	10:32:20.895

(80) LOPEZ GUERRERO, SEBASTIAN P.			
1	1:59.282	+7.820	10:08:47.371
2	2:08.920	+17.458	10:10:56.291
3	1:57.659	+6.197	10:12:53.950
4	1:54.499	+3.037	10:14:48.449
5	2:03.330	+11.868	10:16:51.779
6	1:52.545	+1.083	10:18:44.324
7	2:19.111	+27.649	10:21:03.435
8	1:51.462		10:22:54.897
9	2:08.329	+16.867	10:25:03.226
10	1:53.289	+1.827	10:26:56.515
11	1:53.109	+1.647	10:28:49.624
12	2:18.590	+27.128	10:31:08.214

(78) MAS URGELES, PERE			
1	2:03.458	+11.876	10:09:06.723
2	1:57.768	+6.186	10:11:04.491
3	2:00.492	+8.910	10:13:04.983
4	1:56.179	+4.597	10:15:01.162
5	2:25.052	+33.470	10:17:26.214
6	2:06.022	+14.440	10:19:32.236
7	1:54.041	+2.459	10:21:26.277
8	1:55.260	+3.678	10:23:21.537
9	2:33.757	+42.175	10:25:55.294
10	2:01.916	+10.334	10:27:57.210
11	1:51.582		10:29:48.792
12	1:52.011	+0.429	10:31:40.803

Lap	Lap Tm	Diff	Time of Day
(81) FARRE SISO, GERARD			
1	2:01.331	+8.404	10:08:43.297
2	1:59.410	+6.483	10:10:42.707
3	1:58.164	+5.237	10:12:40.871
4	2:03.245	+10.318	10:14:44.116
5	2:30.946	+38.019	10:17:15.062
6	2:27.306	+34.379	10:19:42.368
7	2:02.343	+9.416	10:21:44.711
8	2:05.707	+12.780	10:23:50.418
9	1:52.927		10:25:43.345
10	2:24.660	+31.733	10:28:08.005
11	1:58.354	+5.427	10:30:06.359

(199) VELASCO GARCIA, ALEX			
1	2:08.077	+15.130	10:09:25.522
2	2:08.705	+15.758	10:11:34.227
3	2:01.835	+8.888	10:13:36.062
4	1:57.965	+5.018	10:15:34.027
5	1:58.437	+5.490	10:17:32.464
6	2:00.407	+7.460	10:19:32.871
7	1:54.980	+2.033	10:21:27.851
8	2:10.445	+17.498	10:23:38.296
9	2:01.253	+8.306	10:25:39.549
10	2:50.611	+57.664	10:28:30.160
11	1:52.947		10:30:23.107

(34) RODRIGUEZ GUERRA, DAVID			
1	2:05.093	+8.858	10:09:57.974
2	2:06.280	+10.045	10:12:04.254
3	1:58.825	+2.590	10:14:03.079
4	2:03.325	+7.090	10:16:06.404
5	1:56.235		10:18:02.639
6	2:01.231	+4.996	10:20:03.870
7	2:56.212	+59.977	10:23:00.082
8	3:22.937	+1:26.702	10:26:23.019
9	2:02.549	+6.314	10:28:25.568

(1) FERNANDEZ GARCIA, CESAR			
1	2:07.392	+10.940	10:13:01.283
2	2:04.182	+7.730	10:15:05.465
3	2:00.246	+3.794	10:17:05.711
4	2:04.996	+8.544	10:19:10.707
5	1:59.771	+3.319	10:21:10.478
6	1:56.452		10:23:06.930
7	2:00.748	+4.296	10:25:07.678
8	2:01.766	+5.314	10:27:09.444
9	2:13.691	+17.239	10:29:23.135
10	2:01.962	+5.510	10:31:25.097

(67) BERANUY FARGUES, XAVIER			
1	2:02.092	+5.598	10:08:55.767
2	2:02.709	+6.215	10:10:58.476
3	2:45.197	+48.703	10:13:43.673
4	2:02.129	+5.635	10:15:45.802
5	2:01.241	+4.747	10:17:47.043
6	4:34.501	+2:38.007	10:22:21.544
7	1:56.494		10:24:18.038
8	2:01.528	+5.034	10:26:19.566
9	1:57.817	+1.323	10:28:17.383
10	2:20.535	+24.041	10:30:37.918

(7) LOPEZ ARAGONÉS, CURRO			
1	2:15.983	+17.516	10:10:01.105
2	2:19.776	+21.309	10:12:20.881
3	2:06.328	+7.861	10:14:27.209
4	2:06.214	+7.747	10:16:33.423





# Campionat de Catalunya MX - Salomó

MX3-MX4-MX5-MX Femení

Circuit Les Fontanes 2,000 km

Entrenaments Qualificatius

16/06/2019 10:05

Classificació (25:00 Temps) started at 10:04:48

Lap	Lap Tm	Diff	Time of Day
5	3:17.361	+1:18.894	10:19:50.784
6	2:38.721	+40.254	10:22:29.505
7	2:06.407	+7.940	10:24:35.912
8	<b>1:58.467</b>		10:26:34.379
9	2:43.716	+45.249	10:29:18.095
10	3:09.641	+1:11.174	10:32:27.736

(151) LASALA SEGURA, SERGI

1	2:13.405	+14.846	10:09:29.479
2	2:27.974	+29.415	10:11:57.453
3	2:04.535	+5.976	10:14:01.988
4	<b>1:58.559</b>		10:16:00.547
5	1:59.903	+1.344	10:18:00.450
6	2:02.623	+4.064	10:20:03.073
7	2:05.996	+7.437	10:22:09.069
8	2:04.910	+6.351	10:24:13.979
9	2:02.509	+3.950	10:26:16.488
10	2:02.596	+4.037	10:28:19.084

(923) RAMIREZ VENDRELL, ADELINA

1	2:15.797	+15.845	10:11:06.621
2	2:22.295	+22.343	10:13:28.916
3	2:15.582	+15.630	10:15:44.498
4	2:00.728	+0.776	10:17:45.226
5	<b>1:59.952</b>		10:19:45.178
6	2:29.086	+29.134	10:22:14.264

(90) ORTEGA CONTRERAS, ONOFRE

1	2:11.698	+11.084	10:09:31.058
2	2:10.343	+9.729	10:11:41.401
3	2:06.606	+5.992	10:13:48.007
4	2:02.249	+1.635	10:15:50.256
5	2:02.588	+1.974	10:17:52.844
6	2:04.145	+3.531	10:19:56.989
7	2:04.651	+4.037	10:22:01.640
8	<b>2:00.614</b>		10:24:02.254
9	2:03.807	+3.193	10:26:06.061
10	2:04.328	+3.714	10:28:10.389

(28) MAGALLON GUBAU, CARLA

1	2:13.091	+9.541	10:10:25.871
2	2:13.036	+9.486	10:12:38.907
3	2:03.932	+0.382	10:14:42.839
4	2:03.762	+0.212	10:16:46.601
5	6:30.092	+4:26.542	10:23:16.693
6	<b>2:03.550</b>		10:25:20.243

(52) FLO PARTAGAS, ENRIC

1	2:24.865	+20.940	10:12:06.884
2	2:06.449	+2.524	10:14:13.333
3	3:33.244	+1:29.319	10:17:46.577
4	2:06.935	+3.010	10:19:53.512
5	2:08.964	+5.039	10:22:02.476
6	2:10.341	+6.416	10:24:12.817
7	2:06.697	+2.772	10:26:19.514
8	<b>2:03.925</b>		10:28:23.439
9	2:05.716	+1.791	10:30:29.155

(534) PLANASDEMUNT REGAS, BALTASAR

1	2:20.349	+14.004	10:13:52.062
2	<b>2:06.345</b>		10:15:58.407
3	2:14.632	+8.287	10:18:13.039
4	2:30.422	+24.077	10:20:43.461
5	2:08.345	+2.000	10:22:51.806

(59) SANCHEZ COLL, NARCIS

Lap	Lap Tm	Diff	Time of Day
1	2:37.334	+30.410	10:12:13.124
2	2:18.747	+11.823	10:14:31.871
3	2:32.872	+25.948	10:17:04.743
4	2:13.454	+6.530	10:19:18.197
5	2:08.843	+1.919	10:21:27.040
6	2:24.601	+17.677	10:23:51.641
7	2:13.936	+7.012	10:26:05.577
8	2:10.755	+3.831	10:28:16.332
9	<b>2:06.924</b>		10:30:23.256

(83) BLANCO SEQUI, AITANA

1	2:18.741	+10.489	10:10:55.662
2	2:18.715	+10.463	10:13:14.377
3	6:07.399	+3:59.147	10:19:21.776
4	<b>2:08.252</b>		10:21:30.028
5	2:59.122	+50.870	10:24:29.150
6	4:23.252	+2:15.000	10:28:52.402
7	2:11.197	+2.945	10:31:03.599

(44) DURBAU PALAFOLLS, JORDI

1	2:15.551	+6.369	10:09:53.607
2	2:46.330	+37.148	10:12:39.937
3	<b>2:09.182</b>		10:14:49.119
4	2:13.570	+4.388	10:17:02.689
5	2:11.642	+2.460	10:19:14.331
6	2:10.879	+1.697	10:21:25.210
7	8:27.944	+6:18.762	10:29:53.154

(136) GOMEZ JIMENEZ, ANDREU

1	2:29.037	+17.329	10:11:04.846
2	2:22.465	+10.757	10:13:27.311
3	<b>2:11.708</b>		10:15:39.019
4	2:18.388	+6.680	10:17:57.407
5	2:13.000	+1.292	10:20:10.407
6	2:18.507	+6.799	10:22:28.914
7	2:21.905	+10.197	10:24:50.819
8	3:30.411	+1:18.703	10:28:21.230
9	2:50.845	+39.137	10:31:12.075

(66) COSTA AGUSTI, XAVIER

1	2:25.866	+12.689	10:10:16.464
2	2:21.990	+8.813	10:12:38.454
3	2:21.610	+8.433	10:15:00.064
4	2:19.899	+6.722	10:17:19.963
5	<b>2:13.177</b>		10:19:33.140
6	2:27.030	+13.853	10:22:00.170
7	2:39.666	+26.489	10:24:39.836
8	2:14.747	+1.570	10:26:54.583
9	3:08.506	+55.329	10:30:03.089

(50) REDON PAÑELLA, JORDI

1	2:26.698	+11.664	10:13:09.040
2	2:15.435	+0.401	10:15:24.475
3	2:15.386	+0.352	10:17:39.861
4	2:29.254	+14.220	10:20:09.115
5	2:26.580	+11.546	10:22:35.695
6	2:19.831	+4.797	10:24:55.526
7	2:18.748	+3.714	10:27:14.274
8	2:28.499	+13.465	10:29:42.773
9	<b>2:15.034</b>		10:31:57.807

(9) TRILLES LUBRAN, JOSEP

1	2:43.512	+26.735	10:11:17.311
2	2:25.382	+8.605	10:13:42.693
3	6:22.931	+4:06.154	10:20:05.624
4	2:22.046	+5.269	10:22:27.670

Lap	Lap Tm	Diff	Time of Day
5	<b>2:16.777</b>		10:24:44.447

(113) CALERO CHICHARRO, AIDA

1	3:13.252	+55.114	10:12:18.668
2	<b>2:18.138</b>		10:14:36.806
3	2:23.644	+5.506	10:17:00.450

(8) SANCHEZ CRESPO, DAVID MANUEL

1	2:47.730	+20.758	10:10:52.577
2	2:37.047	+10.075	10:13:29.624
3	2:37.884	+10.912	10:16:07.508
4	2:30.442	+3.470	10:18:37.950
5	2:29.071	+2.099	10:21:07.021
6	<b>2:26.972</b>		10:23:33.993
7	2:28.516	+1.544	10:26:02.509

(35) SOLE HUGUET, EDGAR

1	3:02.018	+25.780	10:10:52.334
2	8:31.752	+5:55.514	10:19:24.086
3	<b>2:36.238</b>		10:22:00.324

(118) SOTO FERRANDIS, ARIANA

1	4:53.780	+2:05.578	10:13:48.569
2	7:34.399	+4:46.197	10:21:22.968
3	2:50.336	+2.134	10:24:13.304
4	2:51.189	+2.987	10:27:04.493
5	<b>2:48.202</b>		10:29:52.695




## Campionat de Catalunya MX - Salomó

MX4-MX5

Circuit Les Fontanes 2,000 km

Classificació Final




Pos.	Núm.	Nom	Llicència	Club	R1.	R2.	Total Punts
<b>MX 4</b>							
1	888	PEDRO SUBIRATS, JORDI	139989-B	Mc St.Celoni	25	25	50
2	199	VELASCO GARCIA, ALEX	139673-B	Amc Martorelles	20	20	40
3	78	MAS URGELES, PERE	139965-L-A	Mc. Segre	16	16	32
4	52	FLO PARTAGAS, ENRIC	139828-B	Mc VDB	13	13	26
5	8	SANCHEZ CRESPO, DAVID MANUEL	67414-IB	100 Emocions Esport Club	11	11	22
6	35	SOLE HUGUET, EDGAR	139349-T	Mc Salomo	10	10	20
<b>MX 5</b>							
1	200	TRAGTER , PEDRO	139709-GI	Mc C. Empúries	25	25	50
2	151	LASALA SEGURA, SERGI	139566-L	Mc. Segre	20	20	40
3	136	GOMEZ JIMENEZ, ANDREU	139557-B	Gm Molins	13	16	29
4	534	PLANASDEMUNT REGAS, BALTASAR	139679-GI	Mc St.Hilari	16	13	29
5	44	DURBAU PALAFOLLS, JORDI	139635-GI	Mc Pistó Fos	10	11	21
6	59	SANCHEZ COLL, NARCIS	140116-B	CM Mollet-Isern	11	9	20
7	50	REDON PAÑELLA, JORDI	139623-B	Gm Molins	8	10	18
8	66	COSTA AGUSTI, XAVIER	139427-B	Mc. Segre	9	8	17
9	9	TRILLES LUBRAN, JOSEP	139850-B	Mc. Micorella	7	7	14
NT	90	ORTEGA CONTRERAS, ONOFRE	139780-GI	Mc St.Hilari	0	--	0

Cap de cronometratge / Director de Cursa / President del Jurat

Orbits



**Campionat de Catalunya MX - Salomó**
**classificat per voltes**

<b>MX4-MX5</b>	<b>Circuit Les Fontanes 2,000 km</b>	
<b>Carrera 1</b>	<b>16/06/2019 12:10</b>	
<b>Cursa (15:00 i 1 Voltes) started at 12:35:50</b>		

Pos.	Núm.	Nom	Voltes	Total Ts	Dif	Millor Tm	Moto	Club	classe	Punts
1	200	TRAGTER , PEDRO	10	18:03.270		1:36.154	SUZUKI	Mc C. Empúries	MX 5	25
2	888	PEDRO SUBIRATS, JORDI	10	19:19.728	1:16.458	1:43.243	SIN MARCA	Mc St.Celoni	MX 4	25
3	199	VELASCO GARCIA, ALEX	10	19:41.544	1:38.274	1:44.528	SIN MARCA	Amc Martorelle:	MX 4	20
4	78	MAS URGELES, PERE	10	19:53.381	1:50.111	1:45.975	KTM	Mc. Segre	MX 4	16
5	151	LASALA SEGURA, SERGI	9	18:07.149	1 Volta	1:47.646	KTM	Mc. Segre	MX 5	20
6	534	PLANASDEMUNT REGAS, BALTASAR	9	18:36.695	1 Volta	1:49.350	KAWASAKI	Mc St.Hilari	MX 5	16
7	52	FLO PARTAGAS, ENRIC	9	19:00.225	1 Volta	1:51.047	YAMAHA	Mc VDB	MX 4	13
8	136	GOMEZ JIMENEZ, ANDREU	9	19:05.334	1 Volta	1:49.471	KAWASAKI	Gm Molins	MX 5	13
9	59	SANCHEZ COLL, NARCIS	9	19:08.570	1 Volta	1:52.838	HONDA	CM Mollet-Isern	MX 5	11
10	44	DURBAU PALAFOLLS, JORDI	9	19:14.891	1 Volta	1:52.121	YAMAHA	Mc Pistó Fos	MX 5	10
11	66	COSTA AGUSTI, XAVIER	9	19:19.054	1 Volta	1:54.611	YAMAHA	Mc. Segre	MX 5	9
12	50	REDON PAÑELLA, JORDI	9	19:27.463	1 Volta	1:54.482	KAWASAKI	Gm Molins	MX 5	8
13	9	TRILLES LUBRAN, JOSEP	9	19:45.689	1 Volta	1:54.003	SIN MARCA	Mc. Micorella	MX 5	7
14	8	SANCHEZ CRESPO, DAVID MANUEL	8	18:27.954	2 Voltes	2:00.144	HONDA	100 Emocions E	MX 4	11
15	35	SOLE HUGUET, EDGAR	8	18:37.773	2 Voltes	2:01.377	HUSQVARNA	Mc Salomo	MX 4	10

**No classificat**

<b>NT</b>	90	ORTEGA CONTRERAS, ONOFRE	9	19:14.129	NT	1:49.898	KAWASAKI	Mc St.Hilari	MX 5	0
-----------	----	--------------------------	---	-----------	----	----------	----------	--------------	------	---

Marge de victòria	Velocitat mitja	Millor temps de volta	Millor vel.	Millor volta per
1:16.458	66,465	1:36.154	74,880	200 - TRAGTER , PEDRO

<b>Cap de cronometratge / Director de Cursa / President del Jurat</b>	<b>Orbits</b>
---	---------------

# Campionat de Catalunya MX - Salomó

classificat per voltes

<b>MX4-MX5</b>	<b>Circuit Les Fontanes 2,000 km</b>
<b>Carrera 1</b>	<b>16/06/2019 12:10</b>
<b>Cursa (15:00 i 1 Voltes) started at 12:35:50</b>	

Pos.	Núm.	Nom	Voltes	Total Ts	Dif	Millor Tm	Moto	Club	classe	Punts
<b>MX 4</b>										
1	888	PEDRO SUBIRATS, JORDI	10	19:19.728		1:43.243	SIN MARCA	Mc St.Celoni	MX 4	25
2	199	VELASCO GARCIA, ALEX	10	19:41.544	21.816	1:44.528	SIN MARCA	Amc Martorelle:	MX 4	20
3	78	MAS URGELES, PERE	10	19:53.381	33.653	1:45.975	KTM	Mc. Segre	MX 4	16
4	52	FLO PARTAGAS, ENRIC	9	19:00.225	1 Volta	1:51.047	YAMAHA	Mc VDB	MX 4	13
5	8	SANCHEZ CRESPO, DAVID MANUEL	8	18:27.954	2 Voltes	2:00.144	HONDA	100 Emocions E	MX 4	11
6	35	SOLE HUGUET, EDGAR	8	18:37.773	2 Voltes	2:01.377	HUSQVARNA	Mc Salomo	MX 4	10
<b>MX 5</b>										
1	200	TRAGTER , PEDRO	10	18:03.270		1:36.154	SUZUKI	Mc C. Empúries	MX 5	25
2	151	LASALA SEGURA, SERGI	9	18:07.149	1 Volta	1:47.646	KTM	Mc. Segre	MX 5	20
3	534	PLANASDEMUNT REGAS, BALTASAR	9	18:36.695	1 Volta	1:49.350	KAWASAKI	Mc St.Hilari	MX 5	16
4	136	GOMEZ JIMENEZ, ANDREU	9	19:05.334	1 Volta	1:49.471	KAWASAKI	Gm Molins	MX 5	13
5	59	SANCHEZ COLL, NARCIS	9	19:08.570	1 Volta	1:52.838	HONDA	CM Mollet-Isern	MX 5	11
6	44	DURBAU PALAFOLLS, JORDI	9	19:14.891	1 Volta	1:52.121	YAMAHA	Mc Pistó Fos	MX 5	10
7	66	COSTA AGUSTI, XAVIER	9	19:19.054	1 Volta	1:54.611	YAMAHA	Mc. Segre	MX 5	9
8	50	REDON PAÑELLA, JORDI	9	19:27.463	1 Volta	1:54.482	KAWASAKI	Gm Molins	MX 5	8
9	9	TRILLES LUBRAN, JOSEP	9	19:45.689	1 Volta	1:54.003	SIN MARCA	Mc. Micorella	MX 5	7
<b>No classificat</b>										
NT	90	ORTEGA CONTRERAS, ONOFRE	9	19:14.129	NT	1:49.898	KAWASAKI	Mc St.Hilari	MX 5	0

<b>Marge de victòria</b>	<b>Velocitat mitja</b>	<b>Millor temps de volta</b>	<b>Millor vel.</b>	<b>Millor volta per</b>
1:16.458	66,465	1:36.154	74,880	200 - TRAGTER , PEDRO

Cap de cronometratge / Director de Cursa / President del Jurat Orbits

# Campionat de Catalunya MX - Salomó

Volta a volta


MX4-MX5

Circuit Les Fontanes 2,000 km

Carrera 1

16/06/2019 12:10

Cursa (15:00 i 1 Voltes) started at 12:35:50



Competidors	Voltes											
	0	1	2	3	4	5	6	7	8	9	10	
TRAGTER , PEDRO (200)	1	200	200	200	200	200	200	200	200	200	200	200
LASALA SEGURA, SERGI (151)	2	151	888	888	888	888	888	888	888	888	888	888
PEDRO SUBIRATS, JORDI (888)	3	888	151	151	151	199	199	199	199	199	199	199
SANCHEZ COLL, NARCIS (59)	4	59	199	199	199	78	78	78	78	78	78	78
VELASCO GARCIA, ALEX (199)	5	199	78	78	78	151	151	151	151	151	151	151
MAS URGELES, PERE (78)	6	78	59	59	534	534	534	534	534	534	534	534
COSTA AGUSTI, XAVIER (66)	7	66	534	534	59	59	52	52	52	52	52	52
PLANASDEMUNT REGAS, BALTASAR (534)	8	534	66	90	52	52	59	59	59	59	136	136
ORTEGA CONTRERAS, ONOFRE (90)	9	90	90	52	90	90	66	66	136	136	59	59
FLO PARTAGAS, ENRIC (52)	10	52	52	66	66	66	90	136	66	66	90	90
REDON PAÑELLA, JORDI (50)	11	50	50	50	50	50	136	90	90	90	44	44
SANCHEZ CRESPO, DAVID MANUEL (8)	12	8	9	9	9	136	50	50	44	44	66	66
TRILLES LUBRAN, JOSEP (9)	13	9	8	44	136	9	9	44	50	50	50	50
DURBAU PALAFOLLS, JORDI (44)	14	44	44	136	44	44	44	9	9	9	9	9
SOLE HUGUET, EDGAR (35)	15	35	136	8	35	8	8	35	8	8	8	8
GOMEZ JIMENEZ, ANDREU (136)	16	136	35	35	8	35	35	8	35	35	35	35

Cap de cronometratge / Director de Cursa / President del Jurat

Orbits





# Campionat de Catalunya MX - Salomó

MX4-MX5

Circuit Les Fontanes 2,000 km

Carrera 1

16/06/2019 12:10

Cursa (15:00 i 1 Voltes) started at 12:35:50

Lap	Lap Tm	Diff	Time of Day
<b>(200) TRAGTER, PEDRO</b>			
1	<b>1:38.245</b>	+2.091	12:39:01.811
2	<b>1:36.565</b>	+0.411	12:40:38.376
3	<b>1:36.154</b>		12:42:14.530
4	<b>1:38.998</b>	+2.844	12:43:53.528
5	<b>1:38.858</b>	+2.704	12:45:32.386
6	<b>1:39.530</b>	+3.376	12:47:11.916
7	<b>1:39.308</b>	+3.154	12:48:51.224
8	<b>1:40.941</b>	+4.787	12:50:32.165
9	<b>1:41.425</b>	+5.271	12:52:13.590
10	<b>1:40.576</b>	+4.422	12:53:54.166

Lap	Lap Tm	Diff	Time of Day
<b>(888) PEDRO SUBIRATS, JORDI</b>			
1	<b>1:45.275</b>	+2.032	12:39:20.540
2	<b>1:43.421</b>	+0.178	12:41:03.961
3	<b>1:43.243</b>		12:42:47.204
4	<b>1:45.341</b>	+2.098	12:44:32.545
5	<b>1:45.442</b>	+2.199	12:46:17.987
6	<b>1:46.552</b>	+3.309	12:48:04.539
7	<b>1:45.459</b>	+2.216	12:49:49.998
8	<b>1:45.816</b>	+2.573	12:51:35.814
9	<b>1:47.900</b>	+4.657	12:53:23.714
10	<b>1:46.910</b>	+3.667	12:55:10.624

Lap	Lap Tm	Diff	Time of Day
<b>(199) VELASCO GARCIA, ALEX</b>			
1	<b>1:48.085</b>	+3.557	12:39:28.231
2	<b>1:45.791</b>	+1.263	12:41:14.022
3	<b>1:46.834</b>	+2.306	12:43:00.856
4	<b>1:44.758</b>	+0.230	12:44:45.614
5	<b>1:46.094</b>	+1.566	12:46:31.708
6	<b>1:44.528</b>		12:48:16.236
7	<b>1:48.465</b>	+3.937	12:50:04.701
8	<b>1:47.280</b>	+2.752	12:51:51.981
9	<b>1:49.686</b>	+5.158	12:53:41.667
10	<b>1:50.773</b>	+6.245	12:55:32.440

Lap	Lap Tm	Diff	Time of Day
<b>(78) MAS URGELES, PERE</b>			
1	<b>1:48.030</b>	+2.055	12:39:29.741
2	<b>1:47.769</b>	+1.794	12:41:17.510
3	<b>1:46.921</b>	+0.946	12:43:04.431
4	<b>1:45.975</b>		12:44:50.406
5	<b>1:48.550</b>	+2.575	12:46:38.956
6	<b>1:47.732</b>	+1.757	12:48:26.688
7	<b>1:47.756</b>	+1.781	12:50:14.444
8	<b>1:47.875</b>	+1.900	12:52:02.319
9	<b>1:50.504</b>	+4.529	12:53:52.823
10	<b>1:51.454</b>	+5.479	12:55:44.277

Lap	Lap Tm	Diff	Time of Day
<b>(151) LASALA SEGURA, SERGI</b>			
1	<b>1:48.716</b>	+1.070	12:39:21.915
2	<b>1:48.843</b>	+1.197	12:41:10.758
3	<b>1:49.992</b>	+2.346	12:43:00.750
4	<b>1:49.851</b>	+2.205	12:44:50.601
5	<b>1:50.896</b>	+3.250	12:46:41.497
6	<b>1:49.654</b>	+2.008	12:48:31.151
7	<b>1:50.237</b>	+2.591	12:50:21.388
8	<b>1:49.011</b>	+1.365	12:52:10.399
9	<b>1:47.646</b>		12:53:58.045

Lap	Lap Tm	Diff	Time of Day
<b>(534) PLANASDEMUNT REGAS, BALTAZAR</b>			
1	<b>1:53.565</b>	+4.215	12:39:39.820
2	<b>1:49.534</b>	+0.184	12:41:29.354
3	<b>1:52.229</b>	+2.879	12:43:21.583
4	<b>1:52.357</b>	+3.007	12:45:13.940
5	<b>1:49.350</b>		12:47:03.290

Lap	Lap Tm	Diff	Time of Day
6	<b>1:50.132</b>	+0.782	12:48:53.422
7	<b>1:51.297</b>	+1.947	12:50:44.719
8	<b>1:51.651</b>	+2.301	12:52:36.370
9	<b>1:51.221</b>	+1.871	12:54:27.591

Lap	Lap Tm	Diff	Time of Day
<b>(52) FLO PARTAGAS, ENRIC</b>			
1	<b>1:53.670</b>	+2.623	12:39:42.538
2	<b>1:51.047</b>		12:41:33.585
3	<b>1:52.867</b>	+1.820	12:43:26.452
4	<b>1:52.697</b>	+1.650	12:45:19.149
5	<b>1:53.339</b>	+2.292	12:47:12.488
6	<b>1:54.252</b>	+3.205	12:49:06.740
7	<b>1:52.049</b>	+1.002	12:50:58.789
8	<b>2:00.158</b>	+9.111	12:52:58.947
9	<b>1:52.174</b>	+1.127	12:54:51.121

Lap	Lap Tm	Diff	Time of Day
<b>(136) GOMEZ JIMENEZ, ANDREU</b>			
1	<b>1:56.178</b>	+6.707	12:39:53.846
2	<b>1:53.016</b>	+3.545	12:41:46.862
3	<b>1:55.606</b>	+6.135	12:43:42.468
4	<b>1:54.280</b>	+4.809	12:45:36.748
5	<b>1:53.374</b>	+3.903	12:47:30.122
6	<b>1:52.225</b>	+2.754	12:49:22.347
7	<b>1:53.270</b>	+3.799	12:51:15.617
8	<b>1:49.471</b>		12:53:05.088
9	<b>1:51.142</b>	+1.671	12:54:56.230

Lap	Lap Tm	Diff	Time of Day
<b>(59) SANCHEZ COLL, NARCIS</b>			
1	<b>1:54.996</b>	+2.158	12:39:35.081
2	<b>1:52.838</b>		12:41:27.919
3	<b>1:55.524</b>	+2.686	12:43:23.443
4	<b>1:54.868</b>	+2.030	12:45:18.311
5	<b>1:58.026</b>	+5.188	12:47:16.337
6	<b>1:55.947</b>	+3.109	12:49:12.284
7	<b>1:55.479</b>	+2.641	12:51:07.763
8	<b>1:56.130</b>	+3.292	12:53:03.893
9	<b>1:55.573</b>	+2.735	12:54:59.466

Lap	Lap Tm	Diff	Time of Day
<b>(90) ORTEGA CONTRERAS, ONOFRE</b>			
1	<b>1:53.854</b>	+3.956	12:39:41.993
2	<b>1:49.898</b>		12:41:31.891
3	<b>2:00.503</b>	+10.605	12:43:32.394
4	<b>1:55.222</b>	+5.324	12:45:27.616
5	<b>1:58.383</b>	+8.485	12:47:25.999
6	<b>1:58.853</b>	+8.955	12:49:24.852
7	<b>1:52.362</b>	+2.464	12:51:17.214
8	<b>1:55.331</b>	+5.433	12:53:12.545
9	<b>1:52.480</b>	+2.582	12:55:05.025

Lap	Lap Tm	Diff	Time of Day
<b>(44) DURBAU PALAFOLLS, JORDI</b>			
1	<b>1:59.259</b>	+7.138	12:39:51.897
2	<b>1:52.535</b>	+0.414	12:41:44.432
3	<b>1:58.430</b>	+6.309	12:43:42.862
4	<b>1:55.895</b>	+3.774	12:45:38.757
5	<b>1:55.862</b>	+3.741	12:47:34.619
6	<b>1:53.995</b>	+1.874	12:49:28.614
7	<b>1:52.405</b>	+0.284	12:51:21.019
8	<b>1:52.121</b>		12:53:13.140
9	<b>1:52.647</b>	+0.526	12:55:05.787

Lap	Lap Tm	Diff	Time of Day
<b>(66) COSTA AGUSTI, XAVIER</b>			
1	<b>1:56.468</b>	+1.857	12:39:41.290
2	<b>1:57.236</b>	+2.625	12:41:38.526
3	<b>1:55.845</b>	+1.234	12:43:34.371
4	<b>1:55.504</b>	+0.893	12:45:29.875
5	<b>1:54.611</b>		12:47:24.486

Lap	Lap Tm	Diff	Time of Day
6	<b>1:55.232</b>	+0.621	12:49:19.718
7	<b>1:56.066</b>	+1.455	12:51:15.784
8	<b>1:56.707</b>	+2.096	12:53:12.491
9	<b>1:57.459</b>	+2.848	12:55:09.950

Lap	Lap Tm	Diff	Time of Day
<b>(50) REDON PAÑELLA, JORDI</b>			
1	<b>1:55.464</b>	+0.982	12:39:45.855
2	<b>1:55.856</b>	+1.374	12:41:41.711
3	<b>1:57.284</b>	+2.802	12:43:38.995
4	<b>1:54.482</b>		12:45:33.477
5	<b>1:57.632</b>	+3.150	12:47:31.109
6	<b>1:56.338</b>	+1.856	12:49:27.447
7	<b>1:56.530</b>	+2.048	12:51:23.977
8	<b>1:57.488</b>	+3.006	12:53:21.465
9	<b>1:56.894</b>	+2.412	12:55:18.359

Lap	Lap Tm	Diff	Time of Day
<b>(9) TRILLES LUBRAN, JOSEP</b>			
1	<b>1:57.632</b>	+3.629	12:39:50.183
2	<b>1:54.003</b>		12:41:44.186
3	<b>1:57.632</b>	+3.629	12:43:41.818
4	<b>1:56.197</b>	+2.194	12:45:38.015
5	<b>1:56.316</b>	+2.313	12:47:34.331
6	<b>2:00.571</b>	+6.568	12:49:34.902
7	<b>1:59.725</b>	+5.722	12:51:34.627
8	<b>2:01.773</b>	+7.770	12:53:36.400
9	<b>2:00.185</b>	+6.182	12:55:36.585

Lap	Lap Tm	Diff	Time of Day
<b>(8) SANCHEZ CRESPO, DAVID MANUEL</b>			
1	<b>2:00.144</b>		12:39:51.738
2	<b>2:05.776</b>	+5.632	12:41:57.514
3	<b>2:05.936</b>	+5.792	12:44:03.450
4	<b>2:03.022</b>	+2.878	12:46:06.472
5	<b>2:02.252</b>	+2.108	12:48:08.724
6	<b>2:07.411</b>	+7.267	12:50:16.135
7	<b>2:00.897</b>	+0.753	12:52:17.032
8	<b>2:01.818</b>	+1.674	12:54:18.850

Lap	Lap Tm	Diff	Time of Day
<b>(35) SOLE HUGUET, EDGAR</b>			
1	<b>2:02.512</b>	+1.135	12:39:57.444
2	<b>2:01.377</b>		12:41:58.821
3	<b>2:02.975</b>	+1.598	12:44:01.796
4	<b>2:05.330</b>	+3.953	12:46:07.126
5	<b>2:02.917</b>	+1.540	12:48:10.043
6	<b>2:05.053</b>	+3.676	12:50:15.096
7	<b>2:06.432</b>	+5.055	12:52:21.528
8	<b>2:07.141</b>	+5.764	12:54:28.669



# Campionat de Catalunya MX - Salomó

classificat per voltes

MX4-MX5

Circuit Les Fontanes 2,000 km

Carrera 2

16/06/2019 14:10

Cursa (15:00 i 2 Voltes) started at 14:58:19

Pos.	Núm.	Nom	Voltes	Total Ts	Dif	Millor Tm	Moto	Club	classe	Punts
1	200	TRAGTER , PEDRO	11	19:47.512		1:37.026	SUZUKI	Mc C. Empúries	MX 5	25
2	888	PEDRO SUBIRATS, JORDI	11	21:03.152	1:15.640	1:44.649	SIN MARCA	Mc St.Celoni	MX 4	25
3	199	VELASCO GARCIA, ALEX	11	21:33.876	1:46.364	1:45.986	SIN MARCA	Amc Martorelle:	MX 4	20
4	78	MAS URGELES, PERE	10	20:03.402	1 Volta	1:49.422	KTM	Mc. Segre	MX 4	16
5	151	LASALA SEGURA, SERGI	10	20:07.435	1 Volta	1:49.496	KTM	Mc. Segre	MX 5	20
6	136	GOMEZ JIMENEZ, ANDREU	10	20:21.142	1 Volta	1:49.993	KAWASAKI	Gm Molins	MX 5	16
7	534	PLANASDEMUNT REGAS, BALTASAR	10	20:21.294	1 Volta	1:49.914	KAWASAKI	Mc St.Hilari	MX 5	13
8	44	DURBAU PALAFOLLS, JORDI	10	20:52.331	1 Volta	1:52.660	YAMAHA	Mc Pistó Fos	MX 5	11
9	50	REDON PAÑELLA, JORDI	10	20:55.001	1 Volta	1:52.332	KAWASAKI	Gm Molins	MX 5	10
10	52	FLO PARTAGAS, ENRIC	10	21:01.826	1 Volta	1:51.068	YAMAHA	Mc VDB	MX 4	13
11	59	SANCHEZ COLL, NARCIS	10	21:05.478	1 Volta	1:53.474	HONDA	CM Mollet-Isern	MX 5	9
12	66	COSTA AGUSTI, XAVIER	10	21:28.913	1 Volta	1:54.573	YAMAHA	Mc. Segre	MX 5	8
13	8	SANCHEZ CRESPO, DAVID MANUEL	9	20:15.179	2 Voltes	1:59.797	HONDA	100 Emocions E	MX 4	11
14	9	TRILLES LUBRAN, JOSEP	9	20:15.797	2 Voltes	1:57.749	SIN MARCA	Mc. Micorella	MX 5	7
15	35	SOLE HUGUET, EDGAR	9	20:34.639	2 Voltes	2:01.851	HUSQVARNA	Mc Salomo	MX 4	10

Marge de victòria

Velocitat mitja

Millor temps de volta Millor vel.

Millor volta per

1:15.640

66,694

1:37.026

74,207

200 - TRAGTER , PEDRO

Cap de cronometratge / Director de Cursa / President del Jurat

Orbits

# Campionat de Catalunya MX - Salomó

classificat per voltes

MX4-MX5

Circuit Les Fontanes 2,000 km

Carrera 2

16/06/2019 14:10

Cursa (15:00 i 2 Voltes) started at 14:58:19

Pos.	Núm.	Nom	Voltes	Total Ts	Dif	Millor Tm	Moto	Club	classe	Punts
<b>MX 4</b>										
1	888	PEDRO SUBIRATS, JORDI	11	21:03.152		1:44.649	SIN MARCA	Mc St.Celoni	MX 4	25
2	199	VELASCO GARCIA, ALEX	11	21:33.876	30.724	1:45.986	SIN MARCA	Amc Martorelle:	MX 4	20
3	78	MAS URGELES, PERE	10	20:03.402	1 Volta	1:49.422	KTM	Mc. Segre	MX 4	16
4	52	FLO PARTAGAS, ENRIC	10	21:01.826	1 Volta	1:51.068	YAMAHA	Mc VDB	MX 4	13
5	8	SANCHEZ CRESPO, DAVID MANUEL	9	20:15.179	2 Voltes	1:59.797	HONDA	100 Emocions E	MX 4	11
6	35	SOLE HUGUET, EDGAR	9	20:34.639	2 Voltes	2:01.851	HUSQVARNA	Mc Salomo	MX 4	10

<b>MX 5</b>										
1	200	TRAGTER , PEDRO	11	19:47.512		1:37.026	SUZUKI	Mc C. Empúries	MX 5	25
2	151	LASALA SEGURA, SERGI	10	20:07.435	1 Volta	1:49.496	KTM	Mc. Segre	MX 5	20
3	136	GOMEZ JIMENEZ, ANDREU	10	20:21.142	1 Volta	1:49.993	KAWASAKI	Gm Molins	MX 5	16
4	534	PLANASDEMUNT REGAS, BALTASAR	10	20:21.294	1 Volta	1:49.914	KAWASAKI	Mc St.Hilari	MX 5	13
5	44	DURBAU PALAFOLLS, JORDI	10	20:52.331	1 Volta	1:52.660	YAMAHA	Mc Pistó Fos	MX 5	11
6	50	REDON PAÑELLA, JORDI	10	20:55.001	1 Volta	1:52.332	KAWASAKI	Gm Molins	MX 5	10
7	59	SANCHEZ COLL, NARCIS	10	21:05.478	1 Volta	1:53.474	HONDA	CM Mollet-Isern	MX 5	9
8	66	COSTA AGUSTI, XAVIER	10	21:28.913	1 Volta	1:54.573	YAMAHA	Mc. Segre	MX 5	8
9	9	TRILLES LUBRAN, JOSEP	9	20:15.797	2 Voltes	1:57.749	SIN MARCA	Mc. Micorella	MX 5	7

Marge de victòria	Velocitat mitja	Millor temps de volta	Millor vel.	Millor volta per
1:15.640	66,694	1:37.026	74,207	200 - TRAGTER , PEDRO

Cap de cronometratge / Director de Cursa / President del Jurat

Orbits

# Campionat de Catalunya MX - Salomó

Volta a volta


MX4-MX5

Circuit Les Fontanes 2,000 km

Carrera 2

16/06/2019 14:10

Cursa (15:00 i 2 Voltes) started at 14:58:19



Competidors	Voltes											
	0	1	2	3	4	5	6	7	8	9	10	11
TRAGTER , PEDRO (200)	1	200	200	200	200	200	200	200	200	200	200	200
PEDRO SUBIRATS, JORDI (888)	2	888	888	888	888	888	888	888	888	888	888	888
VELASCO GARCIA, ALEX (199)	3	199	199	199	199	199	199	199	199	199	199	199
LASALA SEGURA, SERGI (151)	4	151	151	151	151	151	78	78	78	78	78	78
MAS URGELES, PERE (78)	5	78	78	78	78	78	151	151	151	151	151	151
GOMEZ JIMENEZ, ANDREU (136)	6	136	136	136	534	534	534	534	534	534	534	136
DURBAU PALAFOLLS, JORDI (44)	7	44	534	534	136	136	136	136	136	136	136	534
SANCHEZ COLL, NARCIS (59)	8	59	44	44	44	44	44	44	44	44	44	44
PLANASDEMUNT REGAS, BALTASAR (534)	9	534	59	59	59	59	50	50	50	50	50	50
FLO PARTAGAS, ENRIC (52)	10	52	50	50	50	50	59	59	59	59	59	52
REDON PAÑELLA, JORDI (50)	11	50	66	66	66	66	66	52	52	52	52	59
COSTA AGUSTI, XAVIER (66)	12	66	9	9	52	52	52	66	66	66	66	66
SANCHEZ CRESPO, DAVID MANUEL (8)	13	8	8	52	9	9	8	8	8	8	8	8
TRILLES LUBRAN, JOSEP (9)	14	9	35	8	8	8	9	9	9	9	9	9
SOLE HUGUET, EDGAR (35)	15	35	52	35	35	35	35	35	35	35	35	35



# Campionat de Catalunya MX - Salomó

MX4-MX5

Circuit Les Fontanes 2,000 km

Carrera 2

16/06/2019 14:10

Cursa (15:00 i 2 Voltes) started at 14:58:19

Lap	Lap Tm	Diff	Time of Day
(200) TRAGTER, PEDRO			
1	<b>1:37.026</b>		15:01:23.077
2	<b>1:37.701</b>	+0.675	15:03:00.778
3	<b>1:37.909</b>	+0.883	15:04:38.687
4	<b>1:39.046</b>	+2.020	15:06:17.733
5	<b>1:38.572</b>	+1.546	15:07:56.305
6	<b>1:40.295</b>	+3.269	15:09:36.600
7	<b>1:38.507</b>	+1.481	15:11:15.107
8	<b>1:40.148</b>	+3.122	15:12:55.255
9	<b>1:42.535</b>	+5.509	15:14:37.790
10	<b>1:44.875</b>	+7.849	15:16:22.665
11	<b>1:44.259</b>	+7.233	15:18:06.924

Lap	Lap Tm	Diff	Time of Day
(888) PEDRO SUBIRATS, JORDI			
1	<b>1:45.373</b>	+0.724	15:01:39.449
2	<b>1:45.356</b>	+0.707	15:03:24.805
3	<b>1:44.649</b>		15:05:09.454
4	<b>1:45.059</b>	+0.410	15:06:54.513
5	<b>1:46.101</b>	+1.452	15:08:40.614
6	<b>1:47.465</b>	+2.816	15:10:28.079
7	<b>1:49.169</b>	+4.520	15:12:17.248
8	<b>1:47.452</b>	+2.803	15:14:04.700
9	<b>1:45.756</b>	+1.107	15:15:50.456
10	<b>1:45.884</b>	+1.235	15:17:36.340
11	<b>1:46.224</b>	+1.575	15:19:22.564

Lap	Lap Tm	Diff	Time of Day
(199) VELASCO GARCIA, ALEX			
1	<b>1:47.226</b>	+1.240	15:01:44.121
2	<b>1:45.986</b>		15:03:30.107
3	<b>1:46.874</b>	+0.888	15:05:16.981
4	<b>1:48.540</b>	+2.554	15:07:05.521
5	<b>1:47.983</b>	+1.997	15:08:53.504
6	<b>1:49.229</b>	+3.243	15:10:42.733
7	<b>1:50.524</b>	+4.538	15:12:33.257
8	<b>1:49.161</b>	+3.175	15:14:22.418
9	<b>1:49.772</b>	+3.786	15:16:12.190
10	<b>1:50.000</b>	+4.014	15:18:02.190
11	<b>1:51.098</b>	+5.112	15:19:53.288

Lap	Lap Tm	Diff	Time of Day
(78) MAS URGELES, PERE			
1	<b>1:49.422</b>		15:01:51.615
2	<b>1:49.454</b>	+0.032	15:03:41.069
3	<b>1:50.282</b>	+0.860	15:05:31.351
4	<b>1:49.459</b>	+0.037	15:07:20.810
5	<b>1:49.446</b>	+0.024	15:09:10.256
6	<b>1:49.852</b>	+0.430	15:11:00.108
7	<b>1:49.907</b>	+0.485	15:12:50.015
8	<b>1:50.015</b>	+0.593	15:14:40.030
9	<b>1:51.968</b>	+2.546	15:16:31.998
10	<b>1:50.816</b>	+1.394	15:18:22.814

Lap	Lap Tm	Diff	Time of Day
(151) LASALA SEGURA, SERGI			
1	<b>1:50.013</b>	+0.517	15:01:47.332
2	<b>1:51.673</b>	+2.177	15:03:39.005
3	<b>1:49.934</b>	+0.438	15:05:28.939
4	<b>1:50.362</b>	+0.866	15:07:19.301
5	<b>1:51.121</b>	+1.625	15:09:10.422
6	<b>1:51.298</b>	+1.802	15:11:01.720
7	<b>1:49.496</b>		15:12:51.216
8	<b>1:50.876</b>	+1.380	15:14:42.092
9	<b>1:53.226</b>	+3.730	15:16:35.318
10	<b>1:51.529</b>	+2.033	15:18:26.847

Lap	Lap Tm	Diff	Time of Day
(136) GOMEZ JIMENEZ, ANDREU			
1	<b>1:53.086</b>	+3.093	15:01:55.859

Lap	Lap Tm	Diff	Time of Day
2	<b>1:52.248</b>	+2.255	15:03:48.107
3	<b>1:53.400</b>	+3.407	15:05:41.507
4	<b>1:52.687</b>	+2.694	15:07:34.194
5	<b>1:49.993</b>		15:09:24.187
6	<b>1:52.241</b>	+2.248	15:11:16.428
7	<b>1:51.125</b>	+1.132	15:13:07.553
8	<b>1:50.700</b>	+0.707	15:14:58.253
9	<b>1:51.002</b>	+1.009	15:16:49.255
10	<b>1:51.299</b>	+1.306	15:18:40.554

Lap	Lap Tm	Diff	Time of Day
(534) PLANASDEMUNT REGAS, BALTASAR			
1	<b>1:51.512</b>	+1.598	15:01:59.351
2	<b>1:49.914</b>		15:03:49.265
3	<b>1:51.885</b>	+1.971	15:05:41.150
4	<b>1:50.712</b>	+0.798	15:07:31.862
5	<b>1:50.742</b>	+0.828	15:09:22.604
6	<b>1:50.679</b>	+0.765	15:11:13.283
7	<b>1:51.348</b>	+1.434	15:13:04.631
8	<b>1:52.242</b>	+2.328	15:14:56.873
9	<b>1:51.650</b>	+1.736	15:16:48.523
10	<b>1:52.183</b>	+2.269	15:18:40.706

Lap	Lap Tm	Diff	Time of Day
(44) DURBAU PALAFOLLS, JORDI			
1	<b>1:53.791</b>	+1.131	15:01:59.640
2	<b>1:53.972</b>	+1.312	15:03:53.612
3	<b>1:52.660</b>		15:05:46.272
4	<b>1:55.018</b>	+2.358	15:07:41.290
5	<b>1:54.210</b>	+1.550	15:09:35.500
6	<b>1:55.072</b>	+2.412	15:11:30.572
7	<b>1:54.489</b>	+1.829	15:13:25.061
8	<b>1:54.948</b>	+2.288	15:15:20.009
9	<b>1:55.811</b>	+3.151	15:17:15.820
10	<b>1:55.923</b>	+3.263	15:19:11.743

Lap	Lap Tm	Diff	Time of Day
(50) REDON PAÑELLA, JORDI			
1	<b>1:52.983</b>	+0.651	15:02:04.839
2	<b>1:52.332</b>		15:03:57.171
3	<b>1:53.554</b>	+1.222	15:05:50.725
4	<b>1:54.131</b>	+1.799	15:07:44.856
5	<b>1:54.240</b>	+1.908	15:09:39.096
6	<b>1:55.517</b>	+3.185	15:11:34.613
7	<b>1:53.858</b>	+1.526	15:13:28.471
8	<b>1:55.308</b>	+2.976	15:15:23.779
9	<b>1:55.488</b>	+3.156	15:17:19.267
10	<b>1:55.146</b>	+2.814	15:19:14.413

Lap	Lap Tm	Diff	Time of Day
(52) FLO PARTAGAS, ENRIC			
1	<b>2:15.556</b>	+24.488	15:02:24.911
2	<b>1:52.064</b>	+0.996	15:04:16.975
3	<b>1:51.068</b>		15:06:08.043
4	<b>1:51.121</b>	+0.053	15:07:59.164
5	<b>1:54.446</b>	+3.378	15:09:53.610
6	<b>1:53.421</b>	+2.353	15:11:47.031
7	<b>1:54.600</b>	+3.532	15:13:41.631
8	<b>1:52.469</b>	+1.401	15:15:34.100
9	<b>1:53.957</b>	+2.889	15:17:28.057
10	<b>1:53.181</b>	+2.113	15:19:21.238

Lap	Lap Tm	Diff	Time of Day
(59) SANCHEZ COLL, NARCIS			
1	<b>1:55.321</b>	+1.847	15:02:02.729
2	<b>1:53.474</b>		15:03:56.203
3	<b>1:54.131</b>	+0.657	15:05:50.334
4	<b>1:53.829</b>	+0.355	15:07:44.163
5	<b>1:56.760</b>	+3.286	15:09:40.923
6	<b>1:56.986</b>	+3.512	15:11:37.909
7	<b>1:56.973</b>	+3.499	15:13:34.882

Lap	Lap Tm	Diff	Time of Day
8	<b>1:56.699</b>	+3.225	15:15:31.581
9	<b>1:56.039</b>	+2.565	15:17:27.620
10	<b>1:57.270</b>	+3.796	15:19:24.890

Lap	Lap Tm	Diff	Time of Day
(66) COSTA AGUSTI, XAVIER			
1	<b>1:56.246</b>	+1.673	15:02:08.407
2	<b>1:56.700</b>	+2.127	15:04:05.107
3	<b>1:56.364</b>	+1.791	15:06:01.471
4	<b>1:57.185</b>	+2.612	15:07:58.656
5	<b>1:54.573</b>		15:09:53.229
6	<b>1:57.144</b>	+2.571	15:11:50.373
7	<b>1:57.625</b>	+3.052	15:13:47.998
8	<b>1:59.259</b>	+4.686	15:15:47.257
9	<b>1:59.909</b>	+5.336	15:17:47.166
10	<b>2:01.159</b>	+6.586	15:19:48.325

Lap	Lap Tm	Diff	Time of Day
(8) SANCHEZ CRESPO, DAVID MANUEL			
1	<b>2:03.896</b>	+4.099	15:02:18.799
2	<b>2:02.925</b>	+3.128	15:04:21.724
3	<b>2:02.376</b>	+2.579	15:06:24.100
4	<b>1:59.797</b>		15:08:23.897
5	<b>2:01.096</b>	+1.299	15:10:24.993
6	<b>2:03.708</b>	+3.911	15:12:28.701
7	<b>2:02.480</b>	+2.683	15:14:31.181
8	<b>2:00.583</b>	+0.786	15:16:31.764
9	<b>2:02.827</b>	+3.030	15:18:34.591

Lap	Lap Tm	Diff	Time of Day
(9) TRILLES LUBRAN, JOSEP			
1	<b>1:57.749</b>		15:02:13.373
2	<b>2:00.457</b>	+2.708	15:04:13.830
3	<b>2:04.339</b>	+6.590	15:06:18.169
4	<b>2:04.619</b>	+6.870	15:08:22.788
5	<b>2:03.777</b>	+6.028	15:10:26.565
6	<b>2:02.914</b>	+5.165	15:12:29.479
7	<b>2:02.010</b>	+4.261	15:14:31.489
8	<b>2:02.751</b>	+5.002	15:16:34.240
9	<b>2:00.969</b>	+3.220	15:18:35.209

Lap	Lap Tm	Diff	Time of Day
(35) SOLE HUGUET, EDGAR			
1	<b>2:02.501</b>	+0.650	15:02:19.297
2	<b>2:03.257</b>	+1.406	15:04:22.554
3	<b>2:02.560</b>	+0.709	15:06:25.114
4	<b>2:01.851</b>		15:08:26.965
5	<b>2:05.605</b>	+3.754	15:10:32.570
6	<b>2:03.311</b>	+1.460	15:12:35.881
7	<b>2:03.374</b>	+1.523	15:14:39.255
8	<b>2:07.602</b>	+5.751	15:16:46.857
9	<b>2:07.194</b>	+5.343	15:18:54.051





# Campionat de Catalunya MX - Salomó

Ordenat per la volta més ràpida

MX3-MX4-MX5-MX Femení

Circuit Les Fontanes 2,000 km

Entrenaments Qualificatius

16/06/2019 10:05

Classificació (25:00 Temps) started at 10:04:48

Pos.	Núm.	Nom	Millor Tm	Dif	En volta	Club	classe
1	84	BRUCART SANCHEZ, RAMON	1:41.396		10	MC C.Taulé	MX 3
2	200	TRAGTER , PEDRO	1:42.436	1.040	6	Mc C. Empúries	MX 5
3	82	PEDRO SUBIRATS, JOSEP	1:47.736	6.340	7	Mc. Segre	MX 3
4	14	ARDEVOL CABRERA, CHRISTIAN	1:47.925	6.529	12	Mc. Segre	MX 3
5	68	LOZANO SOLA, JOEL	1:49.134	7.738	9	Amc Martorelles	MX 3
6	33	SANS SOLOZABAL, MARC	1:49.426	8.030	10	Mc. Polea SX	MX 3
7	888	PEDRO SUBIRATS, JORDI	1:49.571	8.175	10	Mc St.Celoni	MX 4
8	96	VILALTA AGUADO, JOAN	1:49.809	8.413	7	Mc St.Hilari	MX 3
9	80	LOPEZ GUERRERO, SEBASTIAN P.	1:51.462	10.066	8	Mc Cifuentes	MX 3
10	78	MAS URGELES, PERE	1:51.582	10.186	11	Mc. Segre	MX 4
11	81	FARRE SISO, GERARD	1:52.927	11.531	9	Mc. Segre	MX 3
12	199	VELASCO GARCIA, ALEX	1:52.947	11.551	11	Amc Martorelles	MX 4
13	34	RODRIGUEZ GUERRA, DAVID	1:56.235	14.839	5	Mc St.Hilari	MX 3
14	1	FERNANDEZ GARCIA, CESAR	1:56.452	15.056	6	Esc. A Full	MX 3
15	67	BERANUY FARGUES, XAVIER	1:56.494	15.098	7	Terré Almenar	MX 3
16	7	LOPEZ ARAGONES, CURRO	1:58.467	17.071	8	Amc Martorelles	MX 3
17	151	LASALA SEGURA, SERGI	1:58.559	17.163	4	Mc. Segre	MX 5
18	923	RAMIREZ VENDRELL, ADELINA	1:59.952	18.556	5	Pobla Mafumet	MX Femení
19	90	ORTEGA CONTRERAS, ONOFRE	2:00.614	19.218	8	Mc St.Hilari	MX 5
20	28	MAGALLON GUBAU, CARLA	2:03.550	22.154	6		MX Femení
21	52	FLO PARTAGAS, ENRIC	2:03.925	22.529	8	Mc VDB	MX 4
22	534	PLANASDEMUNT REGAS, BALTASAR	2:06.345	24.949	2	Mc St.Hilari	MX 5
23	59	SANCHEZ COLL, NARCIS	2:06.924	25.528	9	CM Mollet-Isern	MX 5
24	83	BLANCO SEQUI, AITANA	2:08.252	26.856	4	Ctat. Albaida	MX Femení
25	44	DURBAU PALAFOLLS, JORDI	2:09.182	27.786	3	Mc Pistó Fos	MX 5
26	136	GOMEZ JIMENEZ, ANDREU	2:11.708	30.312	3	Gm Molins	MX 5
27	66	COSTA AGUSTI, XAVIER	2:13.177	31.781	5	Mc. Segre	MX 5
28	50	REDON PAÑELLA, JORDI	2:15.034	33.638	9	Gm Molins	MX 5
29	9	TRILLES LUBRAN, JOSEP	2:16.777	35.381	5	Mc. Micorella	MX 5
30	113	CALERO CHICHARRO, AIDA	2:18.138	36.742	2	Mc Cifuentes	MX Femení
31	8	SANCHEZ CRESPO, DAVID MANUEL	2:26.972	45.576	6	100 Emocions Esport Club	MX 4
32	35	SOLE HUGUET, EDGAR	2:36.238	54.842	3	Mc Salomo	MX 4
33	118	SOTO FERRANDIS, ARIANA	2:48.202	1:06.806	5		MX Femení
34	61	CANO MUÑOZ, XAVIER			0	Mc. Calvia	MX 4

Cap de cronometratge / Director de Cursa / President del Jurat

Orbits



# Campionat de Catalunya MX - Salomó

MX3-MX4-MX5-MX Femení

Circuit Les Fontanes 2,000 km

Entrenaments Qualificatius

16/06/2019 10:05

Classificació (25:00 Temps) started at 10:04:48

Lap	Lap Tm	Diff	Time of Day
<b>(84) BRUCART SANCHEZ, RAMON</b>			
1	2:05.437	+24.041	10:11:29.572
2	1:59.830	+18.434	10:13:29.402
3	1:46.421	+5.025	10:15:15.823
4	1:47.413	+6.017	10:17:03.236
5	1:43.234	+1.838	10:18:46.470
6	2:15.263	+33.867	10:21:01.733
7	2:03.149	+21.753	10:23:04.882
8	1:42.157	+0.761	10:24:47.039
9	2:06.658	+25.262	10:26:53.697
10	1:41.396		10:28:35.093
11	2:08.073	+26.677	10:30:43.166

Lap	Lap Tm	Diff	Time of Day
<b>(200) TRAGTER, PEDRO</b>			
1	1:51.968	+9.532	10:08:47.833
2	1:45.428	+2.992	10:10:33.261
3	1:44.908	+2.472	10:12:18.169
4	1:58.949	+16.513	10:14:17.118
5	2:21.542	+39.106	10:16:38.660
6	1:42.436		10:18:21.096
7	2:07.361	+24.925	10:20:28.457

Lap	Lap Tm	Diff	Time of Day
<b>(82) PEDRO SUBIRATS, JOSEP</b>			
1	1:59.000	+11.264	10:10:16.226
2	1:54.968	+7.232	10:12:11.194
3	1:56.012	+8.276	10:14:07.206
4	1:57.222	+9.486	10:16:04.428
5	4:26.213	+2:38.477	10:20:30.641
6	1:49.839	+2.103	10:22:20.480
7	1:47.736		10:24:08.216
8	2:06.255	+18.519	10:26:14.471
9	1:51.052	+3.316	10:28:05.523
10	1:49.436	+1.700	10:29:54.959

Lap	Lap Tm	Diff	Time of Day
<b>(14) ARDEVOL CABRERA, CHRISTIAN</b>			
1	2:03.634	+15.709	10:09:03.590
2	1:57.035	+9.110	10:11:00.625
3	2:02.037	+14.112	10:13:02.662
4	1:56.670	+8.745	10:14:59.332
5	1:59.953	+12.028	10:16:59.285
6	1:56.906	+8.981	10:18:56.191
7	1:56.403	+8.478	10:20:52.594
8	2:13.641	+25.716	10:23:06.235
9	1:50.430	+2.505	10:24:56.665
10	1:49.290	+1.365	10:26:45.955
11	1:59.656	+11.731	10:28:45.611
12	1:47.925		10:30:33.536

Lap	Lap Tm	Diff	Time of Day
<b>(68) LOZANO SOLA, JOEL</b>			
1	2:02.250	+13.116	10:09:57.541
2	1:53.361	+4.227	10:11:50.902
3	1:53.587	+4.453	10:13:44.489
4	1:56.539	+7.405	10:15:41.028
5	2:10.727	+21.593	10:17:51.755
6	4:40.192	+2:51.058	10:22:31.947
7	2:28.691	+39.557	10:25:00.638
8	2:18.486	+29.352	10:27:19.124
9	1:49.134		10:29:08.258
10	2:27.951	+38.817	10:31:36.209

Lap	Lap Tm	Diff	Time of Day
<b>(33) SANS SOLOZABAL, MARC</b>			
1	2:09.191	+19.765	10:09:16.195
2	2:06.217	+16.791	10:11:22.412
3	2:09.223	+19.797	10:13:31.635
4	2:06.142	+16.716	10:15:37.777

Lap	Lap Tm	Diff	Time of Day
5	2:00.425	+10.999	10:17:38.202
6	2:02.574	+13.148	10:19:40.776
7	1:57.180	+7.754	10:21:37.956
8	2:02.430	+13.004	10:23:40.386
9	1:53.726	+4.300	10:25:34.112
10	1:49.426		10:27:23.538
11	1:56.342	+6.916	10:29:19.880
12	1:57.936	+8.510	10:31:17.816

Lap	Lap Tm	Diff	Time of Day
<b>(888) PEDRO SUBIRATS, JORDI</b>			
1	1:58.749	+9.178	10:10:13.756
2	1:55.307	+5.736	10:12:09.063
3	1:59.570	+9.999	10:14:08.633
4	1:53.318	+3.747	10:16:01.951
5	1:56.377	+6.806	10:17:58.328
6	1:49.578	+0.007	10:19:47.906
7	1:53.788	+4.217	10:21:41.694
8	1:49.928	+0.357	10:23:31.622
9	1:49.604	+0.033	10:25:21.226
10	1:49.571		10:27:10.797
11	1:54.951	+5.380	10:29:05.748
12	1:52.848	+3.277	10:30:58.596

Lap	Lap Tm	Diff	Time of Day
<b>(96) VILALTA AGUADO, JOAN</b>			
1	1:57.504	+7.695	10:08:54.462
2	1:56.246	+6.437	10:10:50.708
3	1:51.609	+1.800	10:12:42.317
4	1:54.444	+4.635	10:14:36.761
5	1:51.683	+1.874	10:16:28.444
6	1:52.132	+2.323	10:18:20.576
7	1:49.809		10:20:10.385
8	1:52.880	+3.071	10:22:03.265
9	1:53.681	+3.872	10:23:56.946
10	1:51.654	+1.845	10:25:48.600
11	1:51.240	+1.431	10:27:39.840
12	1:52.483	+2.674	10:29:32.323
13	2:48.572	+58.763	10:32:20.895

Lap	Lap Tm	Diff	Time of Day
<b>(80) LOPEZ GUERRERO, SEBASTIAN P.</b>			
1	1:59.282	+7.820	10:08:47.371
2	2:08.920	+17.458	10:10:56.291
3	1:57.659	+6.197	10:12:53.950
4	1:54.499	+3.037	10:14:48.449
5	2:03.330	+11.868	10:16:51.779
6	1:52.545	+1.083	10:18:44.324
7	2:19.111	+27.649	10:21:03.435
8	1:51.462		10:22:54.897
9	2:08.329	+16.867	10:25:03.226
10	1:53.289	+1.827	10:26:56.515
11	1:53.109	+1.647	10:28:49.624
12	2:18.590	+27.128	10:31:08.214

Lap	Lap Tm	Diff	Time of Day
<b>(78) MAS URGELES, PERE</b>			
1	2:03.458	+11.876	10:09:06.723
2	1:57.768	+6.186	10:11:04.491
3	2:00.492	+8.910	10:13:04.983
4	1:56.179	+4.597	10:15:01.162
5	2:25.052	+33.470	10:17:26.214
6	2:06.022	+14.440	10:19:32.236
7	1:54.041	+2.459	10:21:26.277
8	1:55.260	+3.678	10:23:21.537
9	2:33.757	+42.175	10:25:55.294
10	2:01.916	+10.334	10:27:57.210
11	1:51.582		10:29:48.792
12	1:52.011	+0.429	10:31:40.803

Lap	Lap Tm	Diff	Time of Day
<b>(81) FARRE SISO, GERARD</b>			
1	2:01.331	+8.404	10:08:43.297
2	1:59.410	+6.483	10:10:42.707
3	1:58.164	+5.237	10:12:40.871
4	2:03.245	+10.318	10:14:44.116
5	2:30.946	+38.019	10:17:15.062
6	2:27.306	+34.379	10:19:42.368
7	2:02.343	+9.416	10:21:44.711
8	2:05.707	+12.780	10:23:50.418
9	1:52.927		10:25:43.345
10	2:24.660	+31.733	10:28:08.005
11	1:58.354	+5.427	10:30:06.359

Lap	Lap Tm	Diff	Time of Day
<b>(199) VELASCO GARCIA, ALEX</b>			
1	2:08.077	+15.130	10:09:25.522
2	2:08.705	+15.758	10:11:34.227
3	2:01.835	+8.888	10:13:36.062
4	1:57.965	+5.018	10:15:34.027
5	1:58.437	+5.490	10:17:32.464
6	2:00.407	+7.460	10:19:32.871
7	1:54.980	+2.033	10:21:27.851
8	2:10.445	+17.498	10:23:38.296
9	2:01.253	+8.306	10:25:39.549
10	2:50.611	+57.664	10:28:30.160
11	1:52.947		10:30:23.107

Lap	Lap Tm	Diff	Time of Day
<b>(34) RODRIGUEZ GUERRA, DAVID</b>			
1	2:05.093	+8.858	10:09:57.974
2	2:06.280	+10.045	10:12:04.254
3	1:58.825	+2.590	10:14:03.079
4	2:03.325	+7.090	10:16:06.404
5	1:56.235		10:18:02.639
6	2:01.231	+4.996	10:20:03.870
7	2:56.212	+59.977	10:23:00.082
8	3:22.937	+1:26.702	10:26:23.019
9	2:02.549	+6.314	10:28:25.568

Lap	Lap Tm	Diff	Time of Day
<b>(1) FERNANDEZ GARCIA, CESAR</b>			
1	2:07.392	+10.940	10:13:01.283
2	2:04.182	+7.730	10:15:05.465
3	2:00.246	+3.794	10:17:05.711
4	2:04.996	+8.544	10:19:10.707
5	1:59.771	+3.319	10:21:10.478
6	1:56.452		10:23:06.930
7	2:00.748	+4.296	10:25:07.678
8	2:01.766	+5.314	10:27:09.444
9	2:13.691	+17.239	10:29:23.135
10	2:01.962	+5.510	10:31:25.097

Lap	Lap Tm	Diff	Time of Day
<b>(67) BERANUY FARGUES, XAVIER</b>			
1	2:02.092	+5.598	10:08:55.767
2	2:02.709	+6.215	10:10:58.476
3	2:45.197	+48.703	10:13:43.673
4	2:02.129	+5.635	10:15:45.802
5	2:01.241	+4.747	10:17:47.043
6	4:34.501	+2:38.007	10:22:21.544
7	1:56.494		10:24:18.038
8	2:01.528	+5.034	10:26:19.566
9	1:57.817	+1.323	10:28:17.383
10	2:20.535	+24.041	10:30:37.918

Lap	Lap Tm	Diff	Time of Day
<b>(7) LOPEZ ARAGONES, CURRO</b>			
1	2:15.983	+17.516	10:10:01.105
2	2:19.776	+21.309	10:12:20.881
3	2:06.328	+7.861	10:14:27.209
4	2:06.214	+7.747	10:16:33.423

Cap de cronometratge / Director de Cursa / President del Jurat

Orbits



# Campionat de Catalunya MX - Salomó

MX3-MX4-MX5-MX Femení

Circuit Les Fontanes 2,000 km

Entrenaments Qualificatius

16/06/2019 10:05

Classificació (25:00 Temps) started at 10:04:48

Lap	Lap Tm	Diff	Time of Day
5	3:17.361	+1:18.894	10:19:50.784
6	2:38.721	+40.254	10:22:29.505
7	2:06.407	+7.940	10:24:35.912
8	<b>1:58.467</b>		10:26:34.379
9	2:43.716	+45.249	10:29:18.095
10	3:09.641	+1:11.174	10:32:27.736

(151) LASALA SEGURA, SERGI

1	2:13.405	+14.846	10:09:29.479
2	2:27.974	+29.415	10:11:57.453
3	2:04.535	+5.976	10:14:01.988
4	<b>1:58.559</b>		10:16:00.547
5	1:59.903	+1.344	10:18:00.450
6	2:02.623	+4.064	10:20:03.073
7	2:05.996	+7.437	10:22:09.069
8	2:04.910	+6.351	10:24:13.979
9	2:02.509	+3.950	10:26:16.488
10	2:02.596	+4.037	10:28:19.084

(923) RAMIREZ VENDRELL, ADELINA

1	2:15.797	+15.845	10:11:06.621
2	2:22.295	+22.343	10:13:28.916
3	2:15.582	+15.630	10:15:44.498
4	2:00.728	+0.776	10:17:45.226
5	<b>1:59.952</b>		10:19:45.178
6	2:29.086	+29.134	10:22:14.264

(90) ORTEGA CONTRERAS, ONOFRE

1	2:11.698	+11.084	10:09:31.058
2	2:10.343	+9.729	10:11:41.401
3	2:06.606	+5.992	10:13:48.007
4	2:02.249	+1.635	10:15:50.256
5	2:02.588	+1.974	10:17:52.844
6	2:04.145	+3.531	10:19:56.989
7	2:04.651	+4.037	10:22:01.640
8	<b>2:00.614</b>		10:24:02.254
9	2:03.807	+3.193	10:26:06.061
10	2:04.328	+3.714	10:28:10.389

(28) MAGALLON GUBAU, CARLA

1	2:13.091	+9.541	10:10:25.871
2	2:13.036	+9.486	10:12:38.907
3	2:03.932	+0.382	10:14:42.839
4	2:03.762	+0.212	10:16:46.601
5	6:30.092	+4:26.542	10:23:16.693
6	<b>2:03.550</b>		10:25:20.243

(52) FLO PARTAGAS, ENRIC

1	2:24.865	+20.940	10:12:06.884
2	2:06.449	+2.524	10:14:13.333
3	3:33.244	+1:29.319	10:17:46.577
4	2:06.935	+3.010	10:19:53.512
5	2:08.964	+5.039	10:22:02.476
6	2:10.341	+6.416	10:24:12.817
7	2:06.697	+2.772	10:26:19.514
8	<b>2:03.925</b>		10:28:23.439
9	2:05.716	+1.791	10:30:29.155

(534) PLANASDEMUNT REGAS, BALTASAR

1	2:20.349	+14.004	10:13:52.062
2	<b>2:06.345</b>		10:15:58.407
3	2:14.632	+8.287	10:18:13.039
4	2:30.422	+24.077	10:20:43.461
5	2:08.345	+2.000	10:22:51.806

(59) SANCHEZ COLL, NARCIS

Lap	Lap Tm	Diff	Time of Day
1	2:37.334	+30.410	10:12:13.124
2	2:18.747	+11.823	10:14:31.871
3	2:32.872	+25.948	10:17:04.743
4	2:13.454	+6.530	10:19:18.197
5	2:08.843	+1.919	10:21:27.040
6	2:24.601	+17.677	10:23:51.641
7	2:13.936	+7.012	10:26:05.577
8	2:10.755	+3.831	10:28:16.332
9	<b>2:06.924</b>		10:30:23.256

(83) BLANCO SEQUI, AITANA

1	2:18.741	+10.489	10:10:55.662
2	2:18.715	+10.463	10:13:14.377
3	6:07.399	+3:59.147	10:19:21.776
4	<b>2:08.252</b>		10:21:30.028
5	2:59.122	+50.870	10:24:29.150
6	4:23.252	+2:15.000	10:28:52.402
7	2:11.197	+2.945	10:31:03.599

(44) DURBAU PALAFOLLS, JORDI

1	2:15.551	+6.369	10:09:53.607
2	2:46.330	+37.148	10:12:39.937
3	<b>2:09.182</b>		10:14:49.119
4	2:13.570	+4.388	10:17:02.689
5	2:11.642	+2.460	10:19:14.331
6	2:10.879	+1.697	10:21:25.210
7	8:27.944	+6:18.762	10:29:53.154

(136) GOMEZ JIMENEZ, ANDREU

1	2:29.037	+17.329	10:11:04.846
2	2:22.465	+10.757	10:13:27.311
3	<b>2:11.708</b>		10:15:39.019
4	2:18.388	+6.680	10:17:57.407
5	2:13.000	+1.292	10:20:10.407
6	2:18.507	+6.799	10:22:28.914
7	2:21.905	+10.197	10:24:50.819
8	3:30.411	+1:18.703	10:28:21.230
9	2:50.845	+39.137	10:31:12.075

(66) COSTA AGUSTI, XAVIER

1	2:25.866	+12.689	10:10:16.464
2	2:21.990	+8.813	10:12:38.454
3	2:21.610	+8.433	10:15:00.064
4	2:19.899	+6.722	10:17:19.963
5	<b>2:13.177</b>		10:19:33.140
6	2:27.030	+13.853	10:22:00.170
7	2:39.666	+26.489	10:24:39.836
8	2:14.747	+1.570	10:26:54.583
9	3:08.506	+55.329	10:30:03.089

(50) REDON PAÑELLA, JORDI

1	2:26.698	+11.664	10:13:09.040
2	2:15.435	+0.401	10:15:24.475
3	2:15.386	+0.352	10:17:39.861
4	2:29.254	+14.220	10:20:09.115
5	2:26.580	+11.546	10:22:35.695
6	2:19.831	+4.797	10:24:55.526
7	2:18.748	+3.714	10:27:14.274
8	2:28.499	+13.465	10:29:42.773
9	<b>2:15.034</b>		10:31:57.807

(9) TRILLES LUBRAN, JOSEP

1	2:43.512	+26.735	10:11:17.311
2	2:25.382	+8.605	10:13:42.693
3	6:22.931	+4:06.154	10:20:05.624
4	2:22.046	+5.269	10:22:27.670

Lap	Lap Tm	Diff	Time of Day
5	<b>2:16.777</b>		10:24:44.447

(113) CALERO CHICHARRO, AIDA

1	3:13.252	+55.114	10:12:18.668
2	<b>2:18.138</b>		10:14:36.806
3	2:23.644	+5.506	10:17:00.450

(8) SANCHEZ CRESPO, DAVID MANUEL

1	2:47.730	+20.758	10:10:52.577
2	2:37.047	+10.075	10:13:29.624
3	2:37.884	+10.912	10:16:07.508
4	2:30.442	+3.470	10:18:37.950
5	2:29.071	+2.099	10:21:07.021
6	<b>2:26.972</b>		10:23:33.993
7	2:28.516	+1.544	10:26:02.509

(35) SOLE HUGUET, EDGAR

1	3:02.018	+25.780	10:10:52.334
2	8:31.752	+5:55.514	10:19:24.086
3	<b>2:36.238</b>		10:22:00.324

(118) SOTO FERRANDIS, ARIANA

1	4:53.780	+2:05.578	10:13:48.569
2	7:34.399	+4:46.197	10:21:22.968
3	2:50.336	+2.134	10:24:13.304
4	2:51.189	+2.987	10:27:04.493
5	<b>2:48.202</b>		10:29:52.695




## Campionat de Catalunya MX - Salomó

MX125-Sots 18 4t

Circuit Les Fontanes 2,000 km

Classificació Final



Pos.	Núm.	Nom	Llicència	Club	R1.	R2.	Total Punts
------	------	-----	-----------	------	-----	-----	-------------

MX 125 2T							
1	20	LLEDO PARES, ARNAU	139550-B	Mc. Riuprimer Gas i Rocs	25	20	45
2	112	PAMIAS ROIG, MARC	139388-T	Mc. Segre	16	25	41
3	252	SANCHEZ GARCIA, RAUL	139505-GI	Mc. Segre	20	13	33
4	12	FERRE PLA, FERRAN	139318-T	Mc Amposta	13	9	22
5	5	OLIVERAS BUSOMS, POL	141243-GI	Mc Moianes	9	10	19
6	23	ROJAS MOROS, PAU	139278-B	Mc. Segre	11	5	16
7	55	ALFONSO GONZALEZ, ALBERT	139680-B	Mc Salomo	10	6	16
8	84	TOMAS CASTILLO, ERIC	140133-B	Mc. Segre	0	16	16
9	10	SAEZ SAMUEL, VICTOR	249217-V	CM La Canal	7	8	15
10	21	GELI QUINTANA, PAU	139574-GI	Pm Figueres	8	7	15
11	299	FONTOVA SALVIA, ALBERT	139502-T	Mc. Segre	0	11	11
12	222	ROJAS TRIPIANA, LLUC	139480-B	Mc. Segre	4	4	8
13	896	CAELLAS MONTSERRAT, RICARD	140095-B	Mc Sitges	5	2	7
14	328	MARSE VALERA, ORIOL	139373-B	MC Canyelles	3	3	6
15	28	VILALTA GUITART, POL	139500-B	Mc St.Hilari	6	0	6
16	215	CALVO VILALTA, MARC	139819-B	Mc. Segre	2	0	2
NE	71	PABLO ARANDA, MARC	139360-B	Mc. Segre	0	0	0

MX Sots 18 4T							
1	67	MARTINEZ NOGUEIRA, YAGO	195405-PO		25	25	50
2	16	CAÑAS APARICIO, GERVASIO	139408-GI	Mc. Vilobí d´Onyar	16	20	36
3	225	REY HERAS, JORGE	66996-IB	Cm. Porrerenc	20	16	36
4	169	NOYA CASANOVAS, DAVID	139852-B	Mc. Segre	13	13	26
5	372	SALA TARRIDA DEL MARMOL, DANIE	139382-B	Mc. Riuprimer Gas i Rocs	11	11	22
6	64	OTERO SAEZ, ROBERTO	139918-B	Esc.JRB OffRoad	10	0	10





# Campionat de Catalunya MX - Salomó

classificat per voltes

MX125-Sots 18 4t

Circuit Les Fontanes 2,000 km

Carrera 1

16/06/2019 11:10

Cursa (20:00 i 2 Voltes) started at 11:20:33

Pos.	Núm.	Nom	Voltes	Total Ts	Dif	Millor Tm	Moto	Club	classe	Punts
1	67	MARTINEZ NOGUEIRA, YAGO	14	24:12.342		1:35.160			MX So	25
2	225	REY HERAS, JORGE	14	24:46.658	34.316	1:37.731	YAMAHA	Mc. Porrerenc	MX So	20
3	20	LLEDO PARES, ARNAU	14	24:48.519	36.177	1:38.245	KTM	Mc. Riuprimer C	MX 12	25
4	252	SANCHEZ GARCIA, RAUL	14	24:55.778	43.436	1:37.648	SIN MARCA	Mc. Segre	MX 12	20
5	112	PAMIAS ROIG, MARC	14	25:16.478	1:04.136	1:38.535	SIN MARCA	Mc. Segre	MX 12	16
6	16	CAÑAS APARICIO, GERVASIO	14	25:44.862	1:32.520	1:38.444	HONDA	Mc. Vilobí d'Or	MX So	16
7	12	FERRE PLA, FERRAN	13	24:21.292	1 Volta	1:40.926	KTM	Mc Amposta	MX 12	13
8	169	NOYA CASANOVAS, DAVID	13	24:27.109	1 Volta	1:43.121	KAWASAKI	Mc. Segre	MX So	13
9	23	ROJAS MOROS, PAU	13	24:29.870	1 Volta	1:41.739	HUSQVARNA	Mc. Segre	MX 12	11
10	55	ALFONSO GONZALEZ, ALBERT	13	24:39.216	1 Volta	1:43.396	KTM	Mc Salomo	MX 12	10
11	5	OLIVERAS BUSOMS, POL	13	24:44.244	1 Volta	1:42.280	KTM	Mc Moianes	MX 12	9
12	21	GELI QUINTANA, PAU	13	24:45.643	1 Volta	1:43.539	SIN MARCA	Pm Figueres	MX 12	8
13	10	SAEZ SAMUEL, VICTOR	13	24:58.344	1 Volta	1:44.142	KTM	CM La Canal	MX 12	7
14	372	SALA TARRIDA DEL MARMOL, DANI	12	24:16.287	2 Voltes	1:47.491	HUSQVARNA	Mc. Riuprimer C	MX So	11
15	28	VILALTA GUITART, POL	12	24:17.305	2 Voltes	1:49.242	YAMAHA	Mc St.Hilari	MX 12	6
16	896	CAELLAS MONTSERRAT, RICARD	12	25:00.310	2 Voltes	1:46.672	MATACAS	Mc Sitges	MX 12	5
17	222	ROJAS TRIPIANA, LLUC	12	25:09.098	2 Voltes	1:52.328	KTM	Mc. Segre	MX 12	4
18	328	MARSE VALERA, ORIOL	12	25:22.042	2 Voltes	1:53.038	KTM	MC Canyelles	MX 12	3
19	64	OTERO SAEZ, ROBERTO	12	26:06.348	2 Voltes	1:38.828	KTM	Esc.JRB OffRoa	MX So	10
20	215	CALVO VILALTA, MARC	7	26:14.201	7 Voltes	1:51.807	KTM	Mc. Segre	MX 12	2

## No classificat

NT	84	TOMAS CASTILLO, ERIC	8	14:37.781	NT	1:36.729	SIN MARCA	Mc. Segre	MX 12	0
NT	299	FONTOVA SALVIA, ALBERT	8	17:09.993	NT	1:38.314	KTM	Mc. Segre	MX 12	0
NE	71	PABLO ARANDA, MARC			NE		SIN MARCA	Mc. Segre	MX 12	0

Marge de victòria	Velocitat mitja	Millor temps de volta	Millor vel.	Millor volta per
34.316	69,405	1:35.160	75,662	67 - MARTINEZ NOGUEIRA, YAG

Cap de cronometratge / Director de Cursa / President del Jurat

Orbits



# Campionat de Catalunya MX - Salomó

classificat per voltes

MX125-Sots 18 4t

Circuit Les Fontanes 2,000 km

Carrera 1

16/06/2019 11:10

Cursa (20:00 i 2 Voltes) started at 11:20:33

Pos.	Núm.	Nom	Voltes	Total Ts	Dif	Millor Tm	Moto	Club	classe	Punts
<b>MX 125 2T</b>										
1	20	LLEDO PARES, ARNAU	14	24:48.519		1:38.245	KTM	Mc. Riuprimer C	MX 12	25
2	252	SANCHEZ GARCIA, RAUL	14	24:55.778	7.259	1:37.648	SIN MARCA	Mc. Segre	MX 12	20
3	112	PAMIAS ROIG, MARC	14	25:16.478	27.959	1:38.535	SIN MARCA	Mc. Segre	MX 12	16
4	12	FERRE PLA, FERRAN	13	24:21.292	1 Volta	1:40.926	KTM	Mc Amposta	MX 12	13
5	23	ROJAS MOROS, PAU	13	24:29.870	1 Volta	1:41.739	HUSQVARNA	Mc. Segre	MX 12	11
6	55	ALFONSO GONZALEZ, ALBERT	13	24:39.216	1 Volta	1:43.396	KTM	Mc Salomo	MX 12	10
7	5	OLIVERAS BUSOMS, POL	13	24:44.244	1 Volta	1:42.280	KTM	Mc Moianes	MX 12	9
8	21	GELI QUINTANA, PAU	13	24:45.643	1 Volta	1:43.539	SIN MARCA	Pm Figueres	MX 12	8
9	10	SAEZ SAMUEL, VICTOR	13	24:58.344	1 Volta	1:44.142	KTM	CM La Canal	MX 12	7
10	28	VILALTA GUITART, POL	12	24:17.305	2 Voltes	1:49.242	YAMAHA	Mc St.Hilari	MX 12	6
11	896	CAELLAS MONTSERRAT, RICARD	12	25:00.310	2 Voltes	1:46.672	MATACAS	Mc Sitges	MX 12	5
12	222	ROJAS TRIPIANA, LLUC	12	25:09.098	2 Voltes	1:52.328	KTM	Mc. Segre	MX 12	4
13	328	MARSE VALERA, ORIOL	12	25:22.042	2 Voltes	1:53.038	KTM	MC Canyelles	MX 12	3
14	215	CALVO VILALTA, MARC	7	26:14.201	7 Voltes	1:51.807	KTM	Mc. Segre	MX 12	2

## No classificat

NT	84	TOMAS CASTILLO, ERIC	8	14:37.781	NT	1:36.729	SIN MARCA	Mc. Segre	MX 12	0
NT	299	FONTOVA SALVIA, ALBERT	8	17:09.993	NT	1:38.314	KTM	Mc. Segre	MX 12	0
NE	71	PABLO ARANDA, MARC			NE		SIN MARCA	Mc. Segre	MX 12	0

## MX Sots 18 4T

1	67	MARTINEZ NOGUEIRA, YAGO	14	24:12.342		1:35.160			MX So	25
2	225	REY HERAS, JORGE	14	24:46.658	34.316	1:37.731	YAMAHA	Cm. Porrerenc	MX So	20
3	16	CAÑAS APARICIO, GERVASIO	14	25:44.862	1:32.520	1:38.444	HONDA	Mc. Vilobí d'Or	MX So	16
4	169	NOYA CASANOVAS, DAVID	13	24:27.109	1 Volta	1:43.121	KAWASAKI	Mc. Segre	MX So	13
5	372	SALA TARRIDA DEL MARMOL, DANI	12	24:16.287	2 Voltes	1:47.491	HUSQVARNA	Mc. Riuprimer C	MX So	11
6	64	OTERO SAEZ, ROBERTO	12	26:06.348	2 Voltes	1:38.828	KTM	Esc.JRB OffRoa	MX So	10

Marge de victòria	Velocitat mitja	Millor temps de volta	Millor vel.	Millor volta per
34.316	69,405	1:35.160	75,662	67 - MARTINEZ NOGUEIRA, YAG

Cap de cronometratge / Director de Cursa / President del Jurat

Orbits

# Campionat de Catalunya MX - Salomó

Volta a volta

MX125-Sots 18 4t

Circuit Les Fontanes 2,000 km

Carrera 1

16/06/2019 11:10

Cursa (20:00 i 2 Voltes) started at 11:20:33

## Competidors

	Voltes														
	0	1	2	3	4	5	6	7	8	9	10	11	12	13	14
MARTINEZ NOGUEIRA, YAGO (67)	1	67	67	67	67	67	67	67	67	67	67	67	67	67	67
TOMAS CASTILLO, ERIC (84)	2	84	84	84	84	84	84	84	84	84	225	225	225	225	225
REY HERAS, JORGE (225)	3	225	225	225	225	225	225	225	225	20	20	20	20	20	20
LLEDO PARES, ARNAU (20)	4	20	20	20	20	20	20	20	20	252	252	252	252	252	252
CAÑAS APARICIO, GERVASIO (16)	5	16	16	16	16	16	252	252	252	252	112	112	112	112	112
PAMIAS ROIG, MARC (112)	6	112	252	252	252	252	16	16	112	112	16	16	16	16	16
SANCHEZ GARCIA, RAUL (252)	7	252	112	112	112	112	112	16	16	12	12	12	12	12	12
FERRE PLA, FERRAN (12)	8	12	299	299	299	299	12	12	12	12	169	169	169	169	169
FONTOVA SALVIA, ALBERT (299)	9	299	64	64	64	64	64	10	169	169	23	23	23	23	23
OTERO SAEZ, ROBERTO (64)	10	64	12	12	12	12	10	169	10	23	55	55	55	55	55
SAEZ SAMUEL, VICTOR (10)	11	10	10	10	10	10	169	55	23	10	10	10	5	21	5
ALFONSO GONZALEZ, ALBERT (55)	12	55	55	55	169	169	55	23	55	55	5	5	21	5	21
NOYA CASANOVAS, DAVID (169)	13	169	169	169	55	55	23	5	5	5	21	21	10	10	10
ROJAS MOROS, PAU (23)	14	23	23	23	23	23	21	21	21	21	372	372	372	372	372
OLIVERAS BUSOMS, POL (5)	15	5	21	21	21	21	5	372	372	372	28	28	28	28	28
GELI QUINTANA, PAU (21)	16	21	896	896	5	5	372	299	299	28	896	896	896	896	896
CAELLAS MONTSERRAT, RICARD (896)	17	896	5	5	896	896	896	896	896	896	222	222	222	222	222
SALA TARRIDA DEL MARMOL, DANIEL (372)	18	372	372	372	372	372	299	28	28	299	328	328	328	328	328
MARSE VALERA, ORIOL (328)	19	328	328	28	28	28	28	328	328	328	64	64	64	64	64
VILALTA GUITART, POL (28)	20	28	28	328	328	328	328	222	222	222					
CALVO VILALTA, MARC (215)	21	215	215	215	215	222	222	64	64	64					
ROJAS TRIPIANA, LLUC (222)	22	222	222	222	222	215	215	215	215						
-	23														



# Campionat de Catalunya MX - Salomó

MX125-Sots 18 4t

Circuit Les Fontanes 2,000 km

Carrera 1

16/06/2019 11:10

Cursa (20:00 i 2 Voltes) started at 11:20:33

Lap	Lap Tm	Diff	Time of Day
<b>(67) MARTINEZ NOGUEIRA, YAGO</b>			
1	1:35.830	+0.670	11:23:40.136
2	1:35.929	+0.769	11:25:16.065
3	1:36.008	+0.848	11:26:52.073
4	1:35.160		11:28:27.233
5	1:36.664	+1.504	11:30:03.897
6	1:36.886	+1.726	11:31:40.783
7	1:39.448	+4.288	11:33:20.231
8	1:37.129	+1.969	11:34:57.360
9	1:36.739	+1.579	11:36:34.099
10	1:39.508	+4.348	11:38:13.607
11	1:39.292	+4.132	11:39:52.899
12	1:38.232	+3.072	11:41:31.131
13	1:37.349	+2.189	11:43:08.480
14	1:36.986	+1.826	11:44:45.466

Lap	Lap Tm	Diff	Time of Day
<b>(225) REY HERAS, JORGE</b>			
1	1:39.205	+1.474	11:23:48.521
2	1:38.849	+1.118	11:25:27.370
3	1:38.332	+0.601	11:27:05.702
4	1:38.052	+0.321	11:28:43.754
5	1:42.492	+4.761	11:30:26.246
6	1:38.322	+0.591	11:32:04.568
7	1:38.877	+1.146	11:33:43.445
8	1:37.731		11:35:21.176
9	1:41.256	+3.525	11:37:02.432
10	1:38.693	+0.962	11:38:41.125
11	1:38.648	+0.917	11:40:19.773
12	1:38.986	+1.255	11:41:58.759
13	1:40.902	+3.171	11:43:39.661
14	1:40.121	+2.390	11:45:19.782

Lap	Lap Tm	Diff	Time of Day
<b>(20) LLEDO PARES, ARNAU</b>			
1	1:39.457	+1.212	11:23:52.116
2	1:38.245		11:25:30.361
3	1:39.444	+1.199	11:27:09.805
4	1:39.122	+0.877	11:28:48.927
5	1:39.699	+1.454	11:30:28.626
6	1:39.173	+0.928	11:32:07.799
7	1:39.410	+1.165	11:33:47.209
8	1:39.592	+1.347	11:35:26.801
9	1:38.350	+0.105	11:37:05.151
10	1:39.302	+1.057	11:38:44.453
11	1:39.160	+0.915	11:40:23.613
12	1:38.762	+0.517	11:42:02.375
13	1:39.646	+1.401	11:43:42.021
14	1:39.622	+1.377	11:45:21.643

Lap	Lap Tm	Diff	Time of Day
<b>(252) SANCHEZ GARCIA, RAUL</b>			
1	1:39.535	+1.887	11:23:53.915
2	1:39.898	+2.250	11:25:33.813
3	1:39.844	+2.196	11:27:13.657
4	1:37.864	+0.216	11:28:51.521
5	1:39.321	+1.673	11:30:30.842
6	1:37.648		11:32:08.490
7	1:39.034	+1.386	11:33:47.524
8	1:40.633	+2.985	11:35:28.157
9	1:38.224	+0.576	11:37:06.381
10	1:39.672	+2.024	11:38:46.053
11	1:38.418	+0.770	11:40:24.471
12	1:38.061	+0.413	11:42:02.532
13	1:39.786	+2.138	11:43:42.318
14	1:46.584	+8.936	11:45:28.902

(112) PAMIAS ROIG, MARC

Lap	Lap Tm	Diff	Time of Day
1	1:41.683	+3.148	11:23:55.490
2	1:39.213	+0.678	11:25:34.703
3	1:39.683	+1.148	11:27:14.386
4	1:38.535		11:28:52.921
5	1:39.192	+0.657	11:30:32.113
6	1:41.086	+2.551	11:32:13.199
7	1:40.492	+1.957	11:33:53.691
8	1:38.780	+0.245	11:35:32.471
9	1:40.039	+1.504	11:37:12.510
10	1:39.053	+0.518	11:38:51.563
11	1:40.488	+1.953	11:40:32.051
12	1:41.683	+3.148	11:42:13.734
13	1:42.325	+3.790	11:43:56.059
14	1:53.543	+15.008	11:45:49.602

Lap	Lap Tm	Diff	Time of Day
<b>(16) CAÑAS APARICIO, GERVASIO</b>			
1	1:39.993	+1.549	11:23:52.831
2	1:40.829	+2.385	11:25:33.660
3	1:38.972	+0.528	11:27:12.632
4	1:38.444		11:28:51.076
5	1:40.482	+2.038	11:30:31.558
6	1:40.745	+2.301	11:32:12.303
7	1:42.081	+3.637	11:33:54.384
8	1:40.869	+2.425	11:35:35.253
9	1:42.549	+4.105	11:37:17.802
10	1:42.878	+4.434	11:39:00.680
11	1:43.848	+5.404	11:40:44.528
12	1:50.582	+12.138	11:42:35.110
13	1:49.103	+10.659	11:44:24.213
14	1:53.773	+15.329	11:46:17.986

Lap	Lap Tm	Diff	Time of Day
<b>(12) FERRE PLA, FERRAN</b>			
1	1:46.270	+5.344	11:24:02.821
2	1:42.786	+1.860	11:25:45.607
3	1:40.926		11:27:26.533
4	1:42.414	+1.488	11:29:08.947
5	1:45.617	+4.691	11:30:54.564
6	1:42.779	+1.853	11:32:37.343
7	1:44.324	+3.398	11:34:21.667
8	1:43.714	+2.788	11:36:05.381
9	1:44.534	+3.608	11:37:49.915
10	1:47.886	+6.960	11:39:37.801
11	1:45.770	+4.844	11:41:23.571
12	1:45.237	+4.311	11:43:08.808
13	1:45.608	+4.682	11:44:54.416

Lap	Lap Tm	Diff	Time of Day
<b>(169) NOYA CASANOVAS, DAVID</b>			
1	1:45.147	+2.026	11:24:06.951
2	1:45.060	+1.939	11:25:52.011
3	1:43.840	+0.719	11:27:35.851
4	1:44.507	+1.386	11:29:20.358
5	1:44.520	+1.399	11:31:04.878
6	1:44.773	+1.652	11:32:49.651
7	1:46.510	+3.389	11:34:36.161
8	1:44.369	+1.248	11:36:20.530
9	1:43.356	+0.235	11:38:03.886
10	1:43.121		11:39:47.007
11	1:45.931	+2.810	11:41:32.938
12	1:44.173	+1.052	11:43:17.111
13	1:43.122	+0.001	11:45:00.233

Lap	Lap Tm	Diff	Time of Day
<b>(23) ROJAS MOROS, PAU</b>			
1	1:46.273	+4.534	11:24:09.451
2	1:43.896	+2.157	11:25:53.347
3	1:44.861	+3.122	11:27:38.208
4	1:44.178	+2.439	11:29:22.386

Lap	Lap Tm	Diff	Time of Day
5	1:46.341	+4.602	11:31:08.727
6	1:44.708	+2.969	11:32:53.435
7	1:44.865	+3.126	11:34:38.300
8	1:45.192	+3.453	11:36:23.492
9	1:41.739		11:38:05.231
10	1:44.405	+2.666	11:39:49.636
11	1:45.880	+4.141	11:41:35.516
12	1:43.421	+1.682	11:43:18.937
13	1:44.057	+2.318	11:45:02.994

Lap	Lap Tm	Diff	Time of Day
<b>(55) ALFONSO GONZALEZ, ALBERT</b>			
1	1:45.156	+1.760	11:24:06.046
2	1:45.347	+1.951	11:25:51.393
3	1:45.790	+2.394	11:27:37.183
4	1:44.632	+1.236	11:29:21.815
5	1:45.183	+1.787	11:31:06.998
6	1:44.647	+1.251	11:32:51.645
7	1:47.106	+3.710	11:34:38.751
8	1:46.171	+2.775	11:36:24.922
9	1:47.297	+3.901	11:38:12.219
10	1:44.997	+1.601	11:39:57.216
11	1:44.875	+1.479	11:41:42.091
12	1:43.396		11:43:25.487
13	1:46.853	+3.457	11:45:12.340

Lap	Lap Tm	Diff	Time of Day
<b>(5) OLIVERAS BUSOMS, POL</b>			
1	1:50.659	+8.379	11:24:14.122
2	1:47.364	+5.084	11:26:01.486
3	1:44.736	+2.456	11:27:46.222
4	1:42.280		11:29:28.502
5	1:43.507	+1.227	11:31:12.009
6	1:42.318	+0.038	11:32:54.327
7	1:45.065	+2.785	11:34:39.392
8	1:45.930	+3.650	11:36:25.322
9	1:47.774	+5.494	11:38:13.096
10	1:47.928	+5.648	11:40:01.024
11	1:44.167	+1.887	11:41:45.191
12	1:47.571	+5.291	11:43:32.762
13	1:44.606	+2.326	11:45:17.368

Lap	Lap Tm	Diff	Time of Day
<b>(21) GELI QUINTANA, PAU</b>			
1	1:46.191	+2.652	11:24:11.437
2	1:44.999	+1.460	11:25:56.436
3	1:44.732	+1.193	11:27:41.168
4	1:43.539		11:29:24.707
5	1:47.301	+3.762	11:31:12.008
6	1:44.485	+0.946	11:32:56.493
7	1:44.585	+1.046	11:34:41.078
8	1:45.493	+1.954	11:36:26.571
9	1:46.526	+2.987	11:38:13.097
10	1:48.976	+5.437	11:40:02.073
11	1:45.636	+2.097	11:41:47.709
12	1:45.052	+1.513	11:43:32.761
13	1:46.006	+2.467	11:45:18.767

Lap	Lap Tm	Diff	Time of Day
<b>(10) SAEZ SAMUEL, VICTOR</b>			
1	1:45.078	+0.936	11:24:05.092
2	1:45.776	+1.634	11:25:50.868
3	1:44.550	+0.208	11:27:35.218
4	1:44.606	+0.464	11:29:19.824
5	1:44.142		11:31:03.966
6	1:45.242	+1.100	11:32:49.208
7	1:47.942	+3.800	11:34:37.150
8	1:46.783	+2.641	11:36:23.933
9	1:48.854	+4.712	11:38:12.787
10	1:47.885	+3.743	11:40:00.672



# Campionat de Catalunya MX - Salomó

MX125-Sots 18 4t

Circuit Les Fontanes 2,000 km

Carrera 1

16/06/2019 11:10

Cursa (20:00 i 2 Voltes) started at 11:20:33

Lap	Lap Tm	Diff	Time of Day
11	1:50.476	+6.334	11:41:51.148
12	1:48.046	+3.904	11:43:39.194
13	1:52.274	+8.132	11:45:31.468

(372) SALA TARRIDA DEL MARMOL, DANIEL

Lap	Lap Tm	Diff	Time of Day
1	1:49.602	+2.111	11:24:17.522
2	1:47.491		11:26:05.013
3	1:49.469	+1.978	11:27:54.482
4	1:47.980	+0.489	11:29:42.462
5	1:49.971	+2.480	11:31:32.433
6	1:51.729	+4.238	11:33:24.162
7	1:52.644	+5.153	11:35:16.806
8	1:56.869	+9.378	11:37:13.675
9	1:55.456	+7.965	11:39:09.131
10	1:56.891	+9.400	11:41:06.022
11	1:51.844	+4.353	11:42:57.866
12	1:51.545	+4.054	11:44:49.411

(28) VILALTA GUITART, POL

Lap	Lap Tm	Diff	Time of Day
1	1:52.953	+3.711	11:24:24.328
2	1:50.711	+1.469	11:26:15.039
3	1:49.788	+0.546	11:28:04.827
4	1:49.735	+0.493	11:29:54.562
5	1:53.078	+3.836	11:31:47.640
6	1:54.576	+5.334	11:33:42.216
7	1:55.377	+6.135	11:35:37.593
8	1:52.570	+3.328	11:37:30.163
9	1:51.093	+1.851	11:39:21.256
10	1:50.122	+0.880	11:41:11.378
11	1:49.242		11:43:00.620
12	1:49.809	+0.567	11:44:50.429

(896) CAELLAS MONTSERRAT, RICARD

Lap	Lap Tm	Diff	Time of Day
1	1:46.672		11:24:12.952
2	1:48.027	+1.355	11:26:00.979
3	1:49.694	+3.022	11:27:50.673
4	1:50.803	+4.131	11:29:41.476
5	1:54.479	+7.807	11:31:35.955
6	1:59.913	+13.241	11:33:35.868
7	2:00.606	+13.934	11:35:36.474
8	1:56.179	+9.507	11:37:32.653
9	1:53.016	+6.344	11:39:25.669
10	2:00.067	+13.395	11:41:25.736
11	2:04.826	+18.154	11:43:30.562
12	2:02.872	+16.200	11:45:33.434

(222) ROJAS TRIPIANA, LLUC

Lap	Lap Tm	Diff	Time of Day
1	1:53.276	+0.948	11:24:27.373
2	1:52.328		11:26:19.701
3	1:52.630	+0.302	11:28:12.331
4	1:54.965	+2.637	11:30:07.296
5	1:55.245	+2.917	11:32:02.541
6	1:56.962	+4.634	11:33:59.503
7	1:53.187	+0.859	11:35:52.690
8	1:54.206	+1.878	11:37:46.896
9	1:58.541	+6.213	11:39:45.437
10	1:59.070	+6.742	11:41:44.507
11	2:01.612	+9.284	11:43:46.119
12	1:56.103	+3.775	11:45:42.222

(328) MARSE VALERA, ORIOL

Lap	Lap Tm	Diff	Time of Day
1	1:53.429	+0.391	11:24:23.204
2	1:53.664	+0.626	11:26:16.868
3	1:53.038		11:28:09.906
4	1:55.308	+2.270	11:30:05.214
5	1:55.512	+2.474	11:32:00.726

Lap	Lap Tm	Diff	Time of Day
6	1:56.480	+3.442	11:33:57.206
7	1:53.210	+0.172	11:35:50.416
8	1:55.247	+2.209	11:37:45.663
9	2:09.944	+16.906	11:39:55.607
10	1:57.048	+4.010	11:41:52.655
11	1:59.935	+6.897	11:43:52.590
12	2:02.576	+9.538	11:45:55.166

(64) OTERO SAEZ, ROBERTO

Lap	Lap Tm	Diff	Time of Day
1	1:41.454	+2.626	11:24:00.044
2	1:38.828		11:25:38.872
3	1:39.555	+0.727	11:27:18.427
4	1:38.892	+0.064	11:28:57.319
5	2:02.218	+23.390	11:30:59.537
6	3:45.659	+2:06.831	11:34:45.196
7	2:05.032	+26.204	11:36:50.228
8	2:04.670	+25.842	11:38:54.898
9	1:56.837	+18.009	11:40:51.735
10	1:56.374	+17.546	11:42:48.109
11	1:54.608	+15.780	11:44:42.717
12	1:56.755	+17.927	11:46:39.472

(215) CALVO VILALTA, MARC

Lap	Lap Tm	Diff	Time of Day
1	1:52.901	+1.094	11:24:25.467
2	1:51.807		11:26:17.274
3	1:53.647	+1.840	11:28:10.921
4	2:43.677	+51.870	11:30:54.598
5	11:24.934	+9:33.127	11:42:19.532
6	2:14.545	+22.738	11:44:34.077
7	2:13.248	+21.441	11:46:47.325

(84) TOMAS CASTILLO, ERIC

Lap	Lap Tm	Diff	Time of Day
1	1:37.046	+0.317	11:23:44.970
2	1:37.769	+1.040	11:25:22.739
3	1:37.396	+0.667	11:27:00.135
4	1:36.729		11:28:36.864
5	1:39.257	+2.528	11:30:16.121
6	1:38.751	+2.022	11:31:54.872
7	1:37.507	+0.778	11:33:32.379
8	1:38.526	+1.797	11:35:10.905

(299) FONTOVA SALVIA, ALBERT

Lap	Lap Tm	Diff	Time of Day
1	1:40.505	+2.191	11:23:57.113
2	1:38.421	+0.107	11:25:35.534
3	1:39.671	+1.357	11:27:15.205
4	1:38.314		11:28:53.519
5	2:45.128	+1:06.814	11:31:38.647
6	1:52.279	+13.965	11:33:30.926
7	1:55.186	+16.872	11:35:26.112
8	2:17.005	+38.691	11:37:43.117

Cap de cronometratge / Director de Cursa / President del Jurat

Orbits



# Campionat de Catalunya MX - Salomó

classificat per voltes

MX125-Sots 18 4t

Circuit Les Fontanes 2,000 km

Carrera 2

16/06/2019 13:10

Cursa (20:00 i 2 Voltes) started at 13:48:07

Pos.	Núm.	Nom	Voltes	Total Ts	Dif	Millor Tm	Moto	Club	classe	Punts
1	67	MARTINEZ NOGUEIRA, YAGO	14	24:01.081		1:34.033			MX So	25
2	16	CAÑAS APARICIO, GERVASIO	14	24:27.215	26.134	1:36.367	HONDA	Mc. Vilobí d´Or	MX So	20
3	112	PAMIAS ROIG, MARC	14	24:31.719	30.638	1:36.636	SIN MARCA	Mc. Segre	MX 12	25
4	225	REY HERAS, JORGE	14	24:36.604	35.523	1:36.664	YAMAHA	Cm. Porrerenc	MX So	16
5	20	LLEDO PARES, ARNAU	14	24:37.185	36.104	1:36.519	KTM	Mc. Riuprimer C	MX 12	20
6	84	TOMAS CASTILLO, ERIC	14	24:37.616	36.535	1:36.046	SIN MARCA	Mc. Segre	MX 12	16
7	252	SANCHEZ GARCIA, RAUL	14	24:40.243	39.162	1:36.904	SIN MARCA	Mc. Segre	MX 12	13
8	299	FONTOVA SALVIA, ALBERT	14	24:50.025	48.944	1:36.687	KTM	Mc. Segre	MX 12	11
9	169	NOYA CASANOVAS, DAVID	14	25:40.145	1:39.064	1:41.343	KAWASAKI	Mc. Segre	MX So	13
10	5	OLIVERAS BUSOMS, POL	14	25:49.713	1:48.632	1:39.496	KTM	Mc Moianes	MX 12	10
11	12	FERRE PLA, FERRAN	13	24:26.301	1 Volta	1:42.267	KTM	Mc Amposta	MX 12	9
12	10	SAEZ SAMUEL, VICTOR	13	24:35.019	1 Volta	1:43.733	KTM	CM La Canal	MX 12	8
13	21	GELI QUINTANA, PAU	13	24:46.373	1 Volta	1:42.506	SIN MARCA	Pm Figueres	MX 12	7
14	55	ALFONSO GONZALEZ, ALBERT	13	25:04.053	1 Volta	1:42.193	KTM	Mc Salomo	MX 12	6
15	23	ROJAS MOROS, PAU	13	25:04.924	1 Volta	1:42.118	HUSQVARNA	Mc. Segre	MX 12	5
16	372	SALA TARRIDA DEL MARMOL, DANI	12	24:25.422	2 Voltes	1:47.647	HUSQVARNA	Mc. Riuprimer C	MX So	11
17	222	ROJAS TRIPIANA, LLUC	12	25:13.668	2 Voltes	1:52.026	KTM	Mc. Segre	MX 12	4
18	328	MARSE VALERA, ORIOL	12	25:20.069	2 Voltes	1:52.048	KTM	MC Canyelles	MX 12	3
19	896	CAELLAS MONTSERRAT, RICARD	7	24:44.813	7 Voltes	1:46.395	MATACAS	Mc Sitges	MX 12	2

## No classificat

NT	64	OTERO SAEZ, ROBERTO	11	19:42.234	NT	1:36.677	KTM	Esc.JRB OffRoa	MX So	0
NT	215	CALVO VILALTA, MARC	11	22:39.377	NT	1:48.272	KTM	Mc. Segre	MX 12	0
NT	28	VILALTA GUITART, POL	4	10:08.961	NT	1:52.174	YAMAHA	Mc St.Hilari	MX 12	0
NE	71	PABLO ARANDA, MARC			NE		SIN MARCA	Mc. Segre	MX 12	0

Marge de victòria	Velocitat mitja	Millor temps de volta	Millor vel.	Millor volta per
26.134	69,947	1:34.033	76,569	67 - MARTINEZ NOGUEIRA, YAG

Cap de cronometratge / Director de Cursa / President del Jurat

Orbits



# Campionat de Catalunya MX - Salomó

classificat per voltes

MX125-Sots 18 4t

Circuit Les Fontanes 2,000 km

Carrera 2

16/06/2019 13:10

Cursa (20:00 i 2 Voltes) started at 13:48:07

Pos.	Núm.	Nom	Voltes	Total Ts	Dif	Millor Tm	Moto	Club	classe	Punts
<b>MX 125 2T</b>										
1	112	PAMIAS ROIG, MARC	14	24:31.719		1:36.636	SIN MARCA	Mc. Segre	MX 12	25
2	20	LLEDO PARES, ARNAU	14	24:37.185	5.466	1:36.519	KTM	Mc. Riuprimer C	MX 12	20
3	84	TOMAS CASTILLO, ERIC	14	24:37.616	5.897	1:36.046	SIN MARCA	Mc. Segre	MX 12	16
4	252	SANCHEZ GARCIA, RAUL	14	24:40.243	8.524	1:36.904	SIN MARCA	Mc. Segre	MX 12	13
5	299	FONTOVA SALVIA, ALBERT	14	24:50.025	18.306	1:36.687	KTM	Mc. Segre	MX 12	11
6	5	OLIVERAS BUSOMS, POL	14	25:49.713	1:17.994	1:39.496	KTM	Mc Moianes	MX 12	10
7	12	FERRE PLA, FERRAN	13	24:26.301	1 Volta	1:42.267	KTM	Mc Amposta	MX 12	9
8	10	SAEZ SAMUEL, VICTOR	13	24:35.019	1 Volta	1:43.733	KTM	CM La Canal	MX 12	8
9	21	GELI QUINTANA, PAU	13	24:46.373	1 Volta	1:42.506	SIN MARCA	Pm Figueres	MX 12	7
10	55	ALFONSO GONZALEZ, ALBERT	13	25:04.053	1 Volta	1:42.193	KTM	Mc Salomo	MX 12	6
11	23	ROJAS MOROS, PAU	13	25:04.924	1 Volta	1:42.118	HUSQVARNA	Mc. Segre	MX 12	5
12	222	ROJAS TRIPIANA, LLUC	12	25:13.668	2 Voltes	1:52.026	KTM	Mc. Segre	MX 12	4
13	328	MARSE VALERA, ORIOL	12	25:20.069	2 Voltes	1:52.048	KTM	MC Canyelles	MX 12	3
14	896	CAELLAS MONTSERRAT, RICARD	7	24:44.813	7 Voltes	1:46.395	MATACAS	Mc Sitges	MX 12	2

**No classificat**

NT	215	CALVO VILALTA, MARC	11	22:39.377	NT	1:48.272	KTM	Mc. Segre	MX 12	0
NT	28	VILALTA GUITART, POL	4	10:08.961	NT	1:52.174	YAMAHA	Mc St.Hilari	MX 12	0
NE	71	PABLO ARANDA, MARC			NE		SIN MARCA	Mc. Segre	MX 12	0

**MX Sots 18 4T**

1	67	MARTINEZ NOGUEIRA, YAGO	14	24:01.081		1:34.033			MX So	25
2	16	CAÑAS APARICIO, GERVASIO	14	24:27.215	26.134	1:36.367	HONDA	Mc. Vilobí d´Or	MX So	20
3	225	REY HERAS, JORGE	14	24:36.604	35.523	1:36.664	YAMAHA	Cm. Porrerenc	MX So	16
4	169	NOYA CASANOVAS, DAVID	14	25:40.145	1:39.064	1:41.343	KAWASAKI	Mc. Segre	MX So	13
5	372	SALA TARRIDA DEL MARMOL, DANI	12	24:25.422	2 Voltes	1:47.647	HUSQVARNA	Mc. Riuprimer C	MX So	11

**No classificat**

NT	64	OTERO SAEZ, ROBERTO	11	19:42.234	NT	1:36.677	KTM	Esc.JRB OffRoa	MX So	0
----	----	---------------------	----	-----------	----	----------	-----	----------------	-------	---

Marge de victòria	Velocitat mitja	Millor temps de volta	Millor vel.	Millor volta per
26.134	69,947	1:34.033	76,569	67 - MARTINEZ NOGUEIRA, YAG

Cap de cronometratge / Director de Cursa / President del Jurat Orbits

# Campionat de Catalunya MX - Salomó

Volta a volta


MX125-Sots 18 4t

Circuit Les Fontanes 2,000 km

Carrera 2

16/06/2019 13:10

Cursa (20:00 i 2 Voltes) started at 13:48:07



Competidors

Voltes

	0	1	2	3	4	5	6	7	8	9	10	11	12	13	14
MARTINEZ NOGUEIRA, YAGO (67)	1	67	67	67	67	67	67	67	67	67	67	67	67	67	67
PAMIAS ROIG, MARC (112)	2	112	112	112	112	112	112	112	112	112	112	112	112	16	16
CAÑAS APARICIO, GERVASIO (16)	3	16	16	16	16	16	16	16	16	16	16	16	16	112	112
REY HERAS, JORGE (225)	4	225	225	225	225	225	225	225	225	225	225	225	225	225	225
LLEDO PARES, ARNAU (20)	5	20	20	20	20	20	20	20	20	20	20	20	20	20	20
OTERO SAEZ, ROBERTO (64)	6	64	64	64	64	84	84	84	84	84	84	84	84	84	84
FONTOVA SALVIA, ALBERT (299)	7	299	299	299	299	84	64	299	299	299	299	252	252	252	252
SANCHEZ GARCIA, RAUL (252)	8	252	252	252	84	299	299	64	252	252	252	252	299	299	299
NOYA CASANOVAS, DAVID (169)	9	169	84	84	252	252	252	64	64	64	64	64	169	169	169
TOMAS CASTILLO, ERIC (84)	10	84	169	169	169	169	169	169	169	169	169	169	5	5	5
FERRE PLA, FERRAN (12)	11	12	12	12	12	12	5	5	5	5	5	5	5	12	12
SAEZ SAMUEL, VICTOR (10)	12	10	10	5	5	5	12	12	12	12	12	12	12	10	10
OLIVERAS BUSOMS, POL (5)	13	5	5	10	10	10	10	55	55	55	55	10	10	55	21
ALFONSO GONZALEZ, ALBERT (55)	14	55	55	55	55	55	10	10	10	10	10	55	55	21	55
CAELLAS MONTSERRAT, RICARD (896)	15	896	896	21	21	21	21	21	21	21	21	21	21	23	23
MARSE VALERA, ORIOL (328)	16	328	21	23	23	23	23	23	23	23	23	23	23	23	372
VILALTA GUITART, POL (28)	17	28	328	328	372	372	215	372	372	372	372	372	372	372	222
GELI QUINTANA, PAU (21)	18	21	28	372	328	215	372	215	215	215	215	215	215	328	
ROJAS TRIPIANA, LLUC (222)	19	222	23	215	215	328	328	328	328	328	328	328	328	222	
SALA TARRIDA DEL MARMOL, DANIEL (372)	20	372	372	222	222	222	222	222	222	222	222	222	222	328	
CALVO VILALTA, MARC (215)	21	215	215	28	28	28	896	896	896						
ROJAS MOROS, PAU (23)	22	23	222	896	896	896									
-	23														



# Campionat de Catalunya MX - Salomó

MX125-Sots 18 4t

Circuit Les Fontanes 2,000 km

Carrera 2

16/06/2019 13:10

Cursa (20:00 i 2 Voltes) started at 13:48:07

Lap	Lap Tm	Diff	Time of Day
<b>(67) MARTINEZ NOGUEIRA, YAGO</b>			
1	<b>1:34.768</b>	+0.735	13:51:14.265
2	<b>1:34.033</b>		13:52:48.298
3	<b>1:34.454</b>	+0.421	13:54:22.752
4	<b>1:34.699</b>	+0.666	13:55:57.451
5	<b>1:37.769</b>	+3.736	13:57:35.220
6	<b>1:35.905</b>	+1.872	13:59:11.125
7	<b>1:36.812</b>	+2.779	14:00:47.937
8	<b>1:35.869</b>	+1.836	14:02:23.806
9	<b>1:37.412</b>	+3.379	14:04:01.218
10	<b>1:37.813</b>	+3.780	14:05:39.031
11	<b>1:37.986</b>	+3.953	14:07:17.017
12	<b>1:36.182</b>	+2.149	14:08:53.199
13	<b>1:38.356</b>	+4.323	14:10:31.555
14	<b>1:37.469</b>	+3.436	14:12:09.024

Lap	Lap Tm	Diff	Time of Day
<b>(16) CAÑAS APARICIO, GERVASIO</b>			
1	<b>1:38.211</b>	+1.844	13:51:21.750
2	<b>1:36.367</b>		13:52:58.117
3	<b>1:37.458</b>	+1.091	13:54:35.575
4	<b>1:37.129</b>	+0.762	13:56:12.704
5	<b>1:36.811</b>	+0.444	13:57:49.515
6	<b>1:38.326</b>	+1.959	13:59:27.841
7	<b>1:39.061</b>	+2.694	14:01:06.902
8	<b>1:37.989</b>	+1.622	14:02:44.891
9	<b>1:37.594</b>	+1.227	14:04:22.485
10	<b>1:37.767</b>	+1.400	14:06:00.252
11	<b>1:38.349</b>	+1.982	14:07:38.601
12	<b>1:38.452</b>	+2.085	14:09:17.053
13	<b>1:38.141</b>	+1.774	14:10:55.194
14	<b>1:39.964</b>	+3.597	14:12:35.158

Lap	Lap Tm	Diff	Time of Day
<b>(112) PAMIAS ROIG, MARC</b>			
1	<b>1:37.455</b>	+0.819	13:51:19.767
2	<b>1:36.636</b>		13:52:56.403
3	<b>1:37.869</b>	+1.233	13:54:34.272
4	<b>1:37.327</b>	+0.691	13:56:11.599
5	<b>1:37.298</b>	+0.662	13:57:48.897
6	<b>1:37.684</b>	+1.048	13:59:26.581
7	<b>1:37.718</b>	+1.082	14:01:04.299
8	<b>1:37.735</b>	+1.099	14:02:42.034
9	<b>1:38.469</b>	+1.833	14:04:20.503
10	<b>1:38.341</b>	+1.705	14:05:58.844
11	<b>1:37.809</b>	+1.173	14:07:36.653
12	<b>1:39.534</b>	+2.898	14:09:16.187
13	<b>1:41.578</b>	+4.942	14:10:57.765
14	<b>1:41.897</b>	+5.261	14:12:39.662

Lap	Lap Tm	Diff	Time of Day
<b>(225) REY HERAS, JORGE</b>			
1	<b>1:37.494</b>	+0.830	13:51:22.831
2	<b>1:37.636</b>	+0.972	13:53:00.467
3	<b>1:36.664</b>		13:54:37.131
4	<b>1:37.120</b>	+0.456	13:56:14.251
5	<b>1:38.029</b>	+1.365	13:57:52.280
6	<b>1:38.818</b>	+2.154	13:59:31.098
7	<b>1:39.857</b>	+3.193	14:01:10.955
8	<b>1:38.237</b>	+1.573	14:02:49.192
9	<b>1:37.214</b>	+0.550	14:04:26.406
10	<b>1:37.812</b>	+1.148	14:06:04.218
11	<b>1:37.633</b>	+0.969	14:07:41.851
12	<b>1:37.629</b>	+0.965	14:09:19.480
13	<b>1:42.313</b>	+5.649	14:11:01.793
14	<b>1:42.754</b>	+6.090	14:12:44.547

(20) LLEDO PARES, ARNAU

Lap	Lap Tm	Diff	Time of Day
1	<b>1:38.477</b>	+1.958	13:51:24.721
2	<b>1:37.543</b>	+1.024	13:53:02.264
3	<b>1:36.519</b>		13:54:38.783
4	<b>1:38.297</b>	+1.778	13:56:17.080
5	<b>1:37.572</b>	+1.053	13:57:54.652
6	<b>1:38.943</b>	+2.424	13:59:33.595
7	<b>1:39.248</b>	+2.729	14:01:12.843
8	<b>1:38.869</b>	+2.350	14:02:51.712
9	<b>1:38.885</b>	+2.366	14:04:30.597
10	<b>1:38.323</b>	+1.804	14:06:08.920
11	<b>1:37.670</b>	+1.151	14:07:46.590
12	<b>1:38.121</b>	+1.602	14:09:24.711
13	<b>1:39.023</b>	+2.504	14:11:03.734
14	<b>1:41.394</b>	+4.875	14:12:45.128

Lap	Lap Tm	Diff	Time of Day
<b>(84) TOMAS CASTILLO, ERIC</b>			
1	<b>1:37.806</b>	+1.760	13:51:29.331
2	<b>1:36.529</b>	+0.483	13:53:05.860
3	<b>1:36.046</b>		13:54:41.906
4	<b>1:36.281</b>	+0.235	13:56:18.187
5	<b>1:36.635</b>	+0.589	13:57:54.822
6	<b>1:39.296</b>	+3.250	13:59:34.118
7	<b>1:38.922</b>	+2.876	14:01:13.040
8	<b>1:38.818</b>	+2.772	14:02:51.858
9	<b>1:39.080</b>	+3.034	14:04:30.938
10	<b>1:38.090</b>	+2.044	14:06:09.028
11	<b>1:37.705</b>	+1.659	14:07:46.733
12	<b>1:38.264</b>	+2.218	14:09:24.997
13	<b>1:39.062</b>	+3.016	14:11:04.059
14	<b>1:41.500</b>	+5.454	14:12:45.559

Lap	Lap Tm	Diff	Time of Day
<b>(252) SANCHEZ GARCIA, RAUL</b>			
1	<b>1:38.528</b>	+1.624	13:51:27.194
2	<b>1:37.694</b>	+0.790	13:53:04.888
3	<b>1:38.293</b>	+1.389	13:54:43.181
4	<b>1:37.946</b>	+1.042	13:56:21.127
5	<b>1:39.761</b>	+2.857	13:58:00.888
6	<b>1:36.904</b>		13:59:37.792
7	<b>1:37.566</b>	+0.662	14:01:15.358
8	<b>1:38.669</b>	+1.765	14:02:54.027
9	<b>1:37.931</b>	+1.027	14:04:31.958
10	<b>1:38.209</b>	+1.305	14:06:10.167
11	<b>1:37.605</b>	+0.701	14:07:47.772
12	<b>1:37.583</b>	+0.679	14:09:25.355
13	<b>1:41.288</b>	+4.384	14:11:06.643
14	<b>1:41.543</b>	+4.639	14:12:48.186

Lap	Lap Tm	Diff	Time of Day
<b>(299) FONTOVA SALVIA, ALBERT</b>			
1	<b>1:38.468</b>	+1.781	13:51:26.774
2	<b>1:37.678</b>	+0.991	13:53:04.452
3	<b>1:36.687</b>		13:54:41.139
4	<b>1:38.098</b>	+1.411	13:56:19.237
5	<b>1:38.726</b>	+2.039	13:57:57.963
6	<b>1:38.078</b>	+1.391	13:59:36.041
7	<b>1:37.455</b>	+0.768	14:01:13.496
8	<b>1:39.223</b>	+2.536	14:02:52.719
9	<b>1:38.472</b>	+1.785	14:04:31.191
10	<b>1:38.460</b>	+1.773	14:06:09.651
11	<b>1:39.459</b>	+2.772	14:07:49.110
12	<b>1:38.810</b>	+2.123	14:09:27.920
13	<b>1:42.654</b>	+5.967	14:11:10.574
14	<b>1:47.394</b>	+10.707	14:12:57.968

Lap	Lap Tm	Diff	Time of Day
<b>(169) NOYA CASANOVAS, DAVID</b>			
1	<b>1:41.774</b>	+0.431	13:51:32.989
2	<b>1:41.343</b>		13:53:14.332

Lap	Lap Tm	Diff	Time of Day
3	<b>1:41.636</b>	+0.293	13:54:55.968
4	<b>1:41.868</b>	+0.525	13:56:37.836
5	<b>1:41.931</b>	+0.588	13:58:19.767
6	<b>1:42.477</b>	+1.134	14:00:02.244
7	<b>1:42.608</b>	+1.265	14:01:44.852
8	<b>1:42.909</b>	+1.566	14:03:27.761
9	<b>1:44.375</b>	+3.032	14:05:12.136
10	<b>1:43.869</b>	+2.526	14:06:56.005
11	<b>1:42.661</b>	+1.318	14:08:38.666
12	<b>1:42.842</b>	+1.499	14:10:21.508
13	<b>1:42.346</b>	+1.003	14:12:03.854
14	<b>1:44.234</b>	+2.891	14:13:48.088

Lap	Lap Tm	Diff	Time of Day
<b>(5) OLIVERAS BUSOMS, POL</b>			
1	<b>1:44.019</b>	+4.523	13:51:42.322
2	<b>1:42.717</b>	+3.221	13:53:25.039
3	<b>1:42.923</b>	+3.427	13:55:07.962
4	<b>1:41.293</b>	+1.797	13:56:49.255
5	<b>1:39.496</b>		13:58:28.751
6	<b>1:44.264</b>	+4.768	14:00:13.015
7	<b>1:42.206</b>	+2.710	14:01:55.221
8	<b>1:41.955</b>	+2.459	14:03:37.176
9	<b>1:42.653</b>	+3.157	14:05:19.829
10	<b>1:41.358</b>	+1.862	14:07:01.187
11	<b>1:41.905</b>	+2.409	14:08:43.092
12	<b>1:41.665</b>	+2.169	14:10:24.757
13	<b>1:41.085</b>	+1.589	14:12:05.842
14	<b>1:51.814</b>	+12.318	14:13:57.656

Lap	Lap Tm	Diff	Time of Day
<b>(12) FERRE PLA, FERRAN</b>			
1	<b>1:42.694</b>	+0.427	13:51:39.172
2	<b>1:42.341</b>	+0.074	13:53:21.513
3	<b>1:42.267</b>		13:55:03.780
4	<b>1:43.168</b>	+0.901	13:56:46.948
5	<b>1:43.745</b>	+1.478	13:58:30.693
6	<b>1:45.530</b>	+3.263	14:00:16.223
7	<b>1:45.121</b>	+2.854	14:02:01.344
8	<b>1:44.320</b>	+2.053	14:03:45.664
9	<b>1:43.995</b>	+1.728	14:05:29.659
10	<b>1:45.191</b>	+2.924	14:07:14.850
11	<b>1:46.511</b>	+4.244	14:09:01.361
12	<b>1:46.226</b>	+3.959	14:10:47.587
13	<b>1:46.657</b>	+4.390	14:12:34.244

Lap	Lap Tm	Diff	Time of Day
<b>(10) SAEZ SAMUEL, VICTOR</b>			
1	<b>1:44.078</b>	+0.345	13:51:42.013
2	<b>1:44.598</b>	+0.865	13:53:26.611
3	<b>1:43.733</b>		13:55:10.344
4	<b>1:43.899</b>	+0.166	13:56:54.243
5	<b>1:43.933</b>	+0.200	13:58:38.176
6	<b>1:45.257</b>	+1.524	14:00:23.433
7	<b>1:44.885</b>	+1.152	14:02:08.318
8	<b>1:46.364</b>	+2.631	14:03:54.682
9	<b>1:47.019</b>	+3.286	14:05:41.701
10	<b>1:45.098</b>	+1.365	14:07:26.799
11	<b>1:45.095</b>	+1.362	14:09:11.894
12	<b>1:45.571</b>	+1.838	14:10:57.465
13	<b>1:45.497</b>	+1.764	14:12:42.962

Lap	Lap Tm	Diff	Time of Day
-----	--------	------	-------------

# Campionat de Catalunya MX - Salomó

MX125-Sots 18 4t

Circuit Les Fontanes 2,000 km

Carrera 2

16/06/2019 13:10

Cursa (20:00 i 2 Voltes) started at 13:48:07

Lap	Lap Tm	Diff	Time of Day
7	1:44.070	+1.564	14:02:15.551
8	1:45.431	+2.925	14:04:00.982
9	1:44.440	+1.934	14:05:45.422
10	1:45.222	+2.716	14:07:30.644
11	1:45.211	+2.705	14:09:15.855
12	1:47.246	+4.740	14:11:03.101
13	1:51.215	+8.709	14:12:54.316

(55) ALFONSO GONZALEZ, ALBERT

Lap	Lap Tm	Diff	Time of Day
1	1:45.018	+2.825	13:51:45.101
2	1:45.528	+3.335	13:53:30.629
3	1:43.079	+0.886	13:55:13.708
4	1:42.193		13:56:55.901
5	1:43.052	+0.859	13:58:38.953
6	1:42.626	+0.433	14:00:21.579
7	1:42.360	+0.167	14:02:03.939
8	1:43.007	+0.814	14:03:46.946
9	1:43.475	+1.282	14:05:30.421
10	1:59.203	+17.010	14:07:29.624
11	1:45.585	+3.392	14:09:15.209
12	1:45.004	+2.811	14:11:00.213
13	2:11.783	+29.590	14:13:11.996

(23) ROJAS MOROS, PAU

Lap	Lap Tm	Diff	Time of Day
1	1:43.770	+1.652	13:51:58.001
2	1:43.899	+1.781	13:53:41.900
3	1:42.118		13:55:24.018
4	1:42.733	+0.615	13:57:06.751
5	1:43.183	+1.065	13:58:49.934
6	1:43.357	+1.239	14:00:33.291
7	1:44.580	+2.462	14:02:17.871
8	1:44.638	+2.520	14:04:02.509
9	1:44.269	+2.151	14:05:46.778
10	1:44.646	+2.528	14:07:31.424
11	1:50.316	+8.198	14:09:21.740
12	2:05.763	+23.645	14:11:27.503
13	1:45.364	+3.246	14:13:12.867

(372) SALA TARRIDA DEL MARMOL, DANIEL

Lap	Lap Tm	Diff	Time of Day
1	1:48.870	+1.223	13:51:58.574
2	1:51.895	+4.248	13:53:50.469
3	1:47.647		13:55:38.116
4	1:50.772	+3.125	13:57:28.888
5	1:51.443	+3.796	13:59:20.331
6	1:51.349	+3.702	14:01:11.680
7	1:53.670	+6.023	14:03:05.350
8	1:51.768	+4.121	14:04:57.118
9	1:52.508	+4.861	14:06:49.626
10	1:59.457	+11.810	14:08:49.083
11	1:53.249	+5.602	14:10:42.332
12	1:51.033	+3.386	14:12:33.365

(222) ROJAS TRIPIANA, LLUC

Lap	Lap Tm	Diff	Time of Day
1	1:55.885	+3.859	13:52:03.847
2	1:52.026		13:53:55.873
3	1:52.592	+0.566	13:55:48.465
4	1:52.773	+0.747	13:57:41.238
5	1:58.649	+6.623	13:59:39.887
6	1:53.309	+1.283	14:01:33.196
7	1:53.685	+1.659	14:03:26.881
8	1:57.059	+5.033	14:05:23.940
9	1:58.130	+6.104	14:07:22.070
10	1:58.204	+6.178	14:09:20.274
11	2:03.311	+11.285	14:11:23.585
12	1:58.026	+6.000	14:13:21.611

Lap	Lap Tm	Diff	Time of Day
<b>(328) MARSE VALERA, ORIOL</b>			
1	1:52.395	+0.347	13:51:56.564
2	1:53.152	+1.104	13:53:49.716
3	1:52.048		13:55:41.764
4	1:56.029	+3.981	13:57:37.793
5	1:56.801	+4.753	13:59:34.594
6	1:54.020	+1.972	14:01:28.614
7	1:56.048	+4.000	14:03:24.662
8	1:57.371	+5.323	14:05:22.033
9	1:58.650	+6.602	14:07:20.683
10	1:57.316	+5.268	14:09:17.999
11	2:13.169	+21.121	14:11:31.168
12	1:56.844	+4.796	14:13:28.012

(896) CAELLAS MONTSERRAT, RICARD

Lap	Lap Tm	Diff	Time of Day
1	1:46.395		13:51:48.499
2	2:31.271	+44.876	13:54:19.770
3	2:50.062	+1:03.667	13:57:09.832
4	1:51.678	+5.283	13:59:01.510
5	9:48.177	+8:01.782	14:08:49.687
6	1:53.901	+7.506	14:10:43.588
7	2:09.168	+22.773	14:12:52.756

(64) OTERO SAEZ, ROBERTO

Lap	Lap Tm	Diff	Time of Day
1	1:38.335	+1.658	13:51:26.232
2	1:37.434	+0.757	13:53:03.666
3	1:36.677		13:54:40.343
4	1:37.292	+0.615	13:56:17.635
5	1:38.806	+2.129	13:57:56.441
6	1:39.776	+3.099	13:59:36.217
7	1:40.998	+4.321	14:01:17.215
8	1:38.499	+1.822	14:02:55.714
9	1:37.700	+1.023	14:04:33.414
10	1:38.050	+1.373	14:06:11.464
11	1:38.713	+2.036	14:07:50.177

(215) CALVO VILALTA, MARC

Lap	Lap Tm	Diff	Time of Day
1	1:49.216	+0.944	13:52:03.113
2	1:49.402	+1.130	13:53:52.515
3	1:49.452	+1.180	13:55:41.967
4	1:49.450	+1.178	13:57:31.417
5	1:48.272		13:59:19.689
6	1:56.739	+8.467	14:01:16.428
7	1:51.889	+3.617	14:03:08.317
8	1:52.790	+4.518	14:05:01.107
9	1:59.994	+11.722	14:07:01.101
10	1:52.873	+4.601	14:08:53.974
11	1:53.346	+5.074	14:10:47.320

(28) VILALTA GUITART, POL

Lap	Lap Tm	Diff	Time of Day
1	1:52.174		13:51:57.601
2	2:11.457	+19.283	13:54:09.058
3	1:52.248	+0.074	13:56:01.306
4	2:15.598	+23.424	13:58:16.904

Cap de cronometratge / Director de Cursa / President del Jurat

Orbits



# Campionat de Catalunya MX - Salomó

Ordenat per la volta més ràpida

MX125-Sots 18 4t

Circuit Les Fontanes 2,000 km

Entrenaments Qualificatius

16/06/2019 09:35

Classificació (25:00 Temps) started at 9:35:47

Pos.	Núm.	Nom	Millor Tm	Dif	En volta	Club	classe
1	67	MARTINEZ NOGUEIRA, YAGO	1:39.811		12		MX Sots 18 4T
2	84	TOMAS CASTILLO, ERIC	1:41.304	1.493	9	Mc. Segre	MX 125 2T
3	299	FONTOVA SALVIA, ALBERT	1:42.253	2.442	10	Mc. Segre	MX 125 2T
4	252	SANCHEZ GARCIA, RAUL	1:42.668	2.857	6	Mc. Segre	MX 125 2T
5	20	LLEDO PARES, ARNAU	1:43.274	3.463	9	Mc. Riuprimer Gas i Rocs	MX 125 2T
6	112	PAMIAS ROIG, MARC	1:44.246	4.435	10	Mc. Segre	MX 125 2T
7	225	REY HERAS, JORGE	1:45.202	5.391	8	Cm. Porrerenc	MX Sots 18 4T
8	64	OTERO SAEZ, ROBERTO	1:46.252	6.441	7	Esc.JRB OffRoad	MX Sots 18 4T
9	16	CAÑAS APARICIO, GERVASIO	1:46.880	7.069	6	Mc. Vilobí d'Onyar	MX Sots 18 4T
10	55	ALFONSO GONZALEZ, ALBERT	1:47.337	7.526	7	Mc Salomo	MX 125 2T
11	23	ROJAS MOROS, PAU	1:48.438	8.627	5	Mc. Segre	MX 125 2T
12	12	FERRE PLA, FERRAN	1:48.481	8.670	5	Mc Amposta	MX 125 2T
13	169	NOYA CASANOVAS, DAVID	1:48.981	9.170	9	Mc. Segre	MX Sots 18 4T
14	21	GELI QUINTANA, PAU	1:50.802	10.991	7	Pm Figueres	MX 125 2T
15	10	SAEZ SAMUEL, VICTOR	1:51.057	11.246	8	CM La Canal	MX 125 2T
16	5	OLIVERAS BUSOMS, POL	1:53.717	13.906	5	Mc Moianes	MX 125 2T
17	896	CAELLAS MONTSERRAT, RICARD	1:54.233	14.422	5	Mc Sitges	MX 125 2T
18	372	SALA TARRIDA DEL MARMOL, DANIEL	1:56.110	16.299	3	Mc. Riuprimer Gas i Rocs	MX Sots 18 4T
19	328	MARSE VALERA, ORIOL	1:59.383	19.572	1	MC Canyelles	MX 125 2T
20	28	VILALTA GUITART, POL	2:02.127	22.316	2	Mc St.Hilari	MX 125 2T
21	222	ROJAS TRIPIANA, LLUC	2:05.388	25.577	9	Mc. Segre	MX 125 2T
22	71	PABLO ARANDA, MARC	2:17.012	37.201	1	Mc. Segre	MX 125 2T
23	215	CALVO VILALTA, MARC	2:20.969	41.158	1	Mc. Segre	MX 125 2T





# Campionat de Catalunya MX - Salomó

MX125-Sots 18 4t

Circuit Les Fontanes 2,000 km

Entrenaments Qualificatius

16/06/2019 09:35

Classificació (25:00 Temps) started at 9:35:47

Lap	Lap Tm	Diff	Time of Day
<b>(67) MARTINEZ NOGUEIRA, YAGO</b>			
1	1:54.601	+14.790	9:40:57.333
2	1:45.339	+5.528	9:42:42.672
3	1:43.801	+3.990	9:44:26.473
4	1:50.847	+11.036	9:46:17.320
5	2:13.331	+33.520	9:48:30.651
6	1:52.809	+12.998	9:50:23.460
7	1:42.059	+2.248	9:52:05.519
8	1:42.025	+2.214	9:53:47.544
9	1:41.429	+1.618	9:55:28.973
10	1:58.825	+19.014	9:57:27.798
11	3:17.254	+1:37.443	10:00:45.052
12	1:39.811		10:02:24.863

Lap	Lap Tm	Diff	Time of Day
<b>(84) TOMAS CASTILLO, ERIC</b>			
1	1:49.913	+8.609	9:40:31.231
2	1:46.222	+4.918	9:42:17.453
3	1:52.869	+11.565	9:44:10.322
4	3:00.468	+1:19.164	9:47:10.790
5	1:46.606	+5.302	9:48:57.396
6	1:43.143	+1.839	9:50:40.539
7	1:53.890	+12.586	9:52:34.429
8	3:43.029	+2:01.725	9:56:17.458
9	1:41.304		9:57:58.762
10	1:43.191	+1.887	9:59:41.953
11	1:58.649	+17.345	10:01:40.602

Lap	Lap Tm	Diff	Time of Day
<b>(299) FONTOVA SALVIA, ALBERT</b>			
1	1:52.441	+10.188	9:39:16.265
2	1:43.662	+1.409	9:40:59.927
3	2:05.103	+22.850	9:43:05.030
4	2:02.593	+20.340	9:45:07.623
5	1:50.136	+7.883	9:46:57.759
6	1:42.980	+0.727	9:48:40.739
7	4:48.681	+3:06.428	9:53:29.420
8	1:42.689	+0.436	9:55:12.109
9	1:58.679	+16.426	9:57:10.788
10	1:42.253		9:58:53.041
11	2:10.779	+28.526	10:01:03.820

Lap	Lap Tm	Diff	Time of Day
<b>(252) SANCHEZ GARCIA, RAUL</b>			
1	1:51.248	+8.580	9:39:17.622
2	1:45.488	+2.820	9:41:03.110
3	1:53.749	+11.081	9:42:56.859
4	1:43.670	+1.002	9:44:40.529
5	1:59.040	+16.372	9:46:39.569
6	1:42.668		9:48:22.237
7	2:03.944	+21.276	9:50:26.181
8	2:27.738	+45.070	9:52:53.919
9	2:05.952	+23.284	9:54:59.871
10	2:00.444	+17.776	9:57:00.315
11	1:43.607	+0.939	9:58:43.922
12	2:03.796	+21.128	10:00:47.718

Lap	Lap Tm	Diff	Time of Day
<b>(20) LLEDO PARES, ARNAU</b>			
1	1:51.372	+8.098	9:39:45.996
2	2:30.372	+47.098	9:42:16.368
3	1:45.689	+2.415	9:44:02.057
4	1:45.049	+1.775	9:45:47.106
5	1:44.475	+1.201	9:47:31.581
6	1:46.028	+2.754	9:49:17.609
7	2:08.992	+25.718	9:51:26.601
8	3:41.686	+1:58.412	9:55:08.287
9	1:43.274		9:56:51.561
10	1:45.551	+2.277	9:58:37.112

Lap	Lap Tm	Diff	Time of Day
11	4:00.974	+2:17.700	10:02:38.086
<b>(112) PAMIAS ROIG, MARC</b>			
1	2:01.975	+17.729	9:39:58.796
2	1:51.014	+6.768	9:41:49.810
3	1:52.043	+7.797	9:43:41.853
4	2:43.942	+59.696	9:46:25.795
5	1:45.754	+1.508	9:48:11.549
6	1:45.343	+1.097	9:49:56.892
7	1:57.965	+13.719	9:51:54.857
8	2:15.940	+31.694	9:54:10.797
9	1:55.181	+10.935	9:56:05.978
10	1:44.246		9:57:50.224
11	2:01.558	+17.312	9:59:51.782

Lap	Lap Tm	Diff	Time of Day
<b>(225) REY HERAS, JORGE</b>			
1	2:00.645	+15.443	9:40:00.765
2	1:53.558	+8.356	9:41:54.323
3	1:52.458	+7.256	9:43:46.781
4	1:48.234	+3.032	9:45:35.015
5	1:48.093	+2.891	9:47:23.108
6	1:50.226	+5.024	9:49:13.334
7	2:16.051	+30.849	9:51:29.385
8	1:45.202		9:53:14.587
9	2:11.909	+26.707	9:55:26.496
10	2:59.789	+1:14.587	9:58:26.285
11	1:45.233	+0.031	10:00:11.518
12	1:52.613	+7.411	10:02:04.131

Lap	Lap Tm	Diff	Time of Day
<b>(64) OTERO SAEZ, ROBERTO</b>			
1	2:04.028	+17.776	9:39:52.929
2	1:47.390	+1.138	9:41:40.319
3	1:58.962	+12.710	9:43:39.281
4	1:47.742	+1.490	9:45:27.023
5	2:03.523	+17.271	9:47:30.546
6	6:33.705	+4:47.453	9:54:04.251
7	1:46.252		9:55:50.503
8	2:52.814	+1:06.562	9:58:43.317

Lap	Lap Tm	Diff	Time of Day
<b>(16) CAÑAS APARICIO, GERVASIO</b>			
1	2:01.233	+14.353	9:41:11.267
2	1:48.958	+2.078	9:43:00.225
3	1:47.931	+1.051	9:44:48.156
4	2:22.059	+35.179	9:47:10.215
5	2:05.496	+18.616	9:49:15.711
6	1:46.880		9:51:02.591
7	2:11.216	+24.336	9:53:13.807
8	11:00.231	+9:13.351	10:04:14.038

Lap	Lap Tm	Diff	Time of Day
<b>(55) ALFONSO GONZALEZ, ALBERT</b>			
1	1:55.324	+7.987	9:40:17.971
2	1:49.935	+2.598	9:42:07.906
3	1:55.688	+8.351	9:44:03.594
4	1:49.972	+2.635	9:45:53.566
5	1:49.743	+2.406	9:47:43.309
6	4:08.213	+2:20.876	9:51:51.522
7	1:47.337		9:53:38.859
8	1:49.174	+1.837	9:55:28.033
9	1:57.647	+10.310	9:57:25.680
10	4:31.780	+2:44.443	10:01:57.460

Lap	Lap Tm	Diff	Time of Day
<b>(23) ROJAS MOROS, PAU</b>			
1	2:03.320	+14.882	9:40:02.410
2	1:53.140	+4.702	9:41:55.550
3	2:04.061	+15.623	9:43:59.611
4	2:43.750	+55.312	9:46:43.361

Lap	Lap Tm	Diff	Time of Day
5	1:48.438		9:48:31.799
6	3:50.524	+2:02.086	9:52:22.323

Lap	Lap Tm	Diff	Time of Day
<b>(12) FERRE PLA, FERRAN</b>			
1	1:56.797	+8.316	9:39:47.038
2	1:52.254	+3.773	9:41:39.292
3	1:58.568	+10.087	9:43:37.860
4	3:32.914	+1:44.433	9:47:10.774
5	1:48.481		9:48:59.255
6	1:58.395	+9.914	9:50:57.650
7	1:57.636	+9.155	9:52:55.286
8	1:49.396	+0.915	9:54:44.682
9	2:05.518	+17.037	9:56:50.200
10	4:23.157	+2:34.676	10:01:13.357

Lap	Lap Tm	Diff	Time of Day
<b>(169) NOYA CASANOVAS, DAVID</b>			
1	1:56.187	+7.206	9:39:55.818
2	1:52.329	+3.348	9:41:48.147
3	2:03.581	+14.600	9:43:51.728
4	1:49.971	+0.990	9:45:41.699
5	1:49.456	+0.475	9:47:31.155
6	2:14.703	+25.722	9:49:45.858
7	1:52.233	+3.252	9:51:38.091
8	2:19.307	+30.326	9:53:57.398
9	1:48.981		9:55:46.379
10	2:22.259	+33.278	9:58:08.638
11	1:49.364	+0.383	9:59:58.002
12	2:20.910	+31.929	10:02:18.912

Lap	Lap Tm	Diff	Time of Day
<b>(21) GELI QUINTANA, PAU</b>			
1	2:01.393	+10.591	9:40:04.347
2	1:54.612	+3.810	9:41:58.959
3	1:58.785	+7.983	9:43:57.744
4	2:53.893	+1:03.091	9:46:51.637
5	2:55.492	+1:04.690	9:49:47.129
6	1:56.470	+5.668	9:51:43.599
7	1:50.802		9:53:34.401
8	2:49.866	+59.064	9:56:24.267

Lap	Lap Tm	Diff	Time of Day
<b>(10) SAEZ SAMUEL, VICTOR</b>			
1	2:00.205	+9.148	9:39:53.194
2	2:04.104	+13.047	9:41:57.298
3	1:55.608	+4.551	9:43:52.906
4	1:52.200	+1.143	9:45:45.106
5	3:36.274	+1:45.217	9:49:21.380
6	1:52.681	+1.624	9:51:14.061
7	2:10.891	+19.834	9:53:24.952
8	1:51.057		9:55:16.009
9	2:26.562	+35.505	9:57:42.571
10	5:26.341	+3:35.284	10:03:08.912

Lap	Lap Tm	Diff	Time of Day
<b>(5) OLIVERAS BUSOMS, POL</b>			
1	2:09.303	+15.586	9:40:19.599
2	2:00.734	+7.017	9:42:20.333
3	1:54.994	+1.277	9:44:15.327
4	1:57.518	+3.801	9:46:12.845
5	1:53.717		9:48:06.562
6	2:20.103	+26.386	9:50:26.665
7	2:25.836	+32.119	9:52:52.501
8	2:05.057	+11.340	9:54:57.558
9	5:54.545	+4:00.828	10:00:52.103

Lap	Lap Tm	Diff	Time of Day
<b>(896) CAELLAS MONTERRAT, RICARD</b>			
1	2:19.853	+25.620	9:40:53.386
2	2:21.126	+26.893	9:43:14.512
3	2:06.538	+12.305	9:45:21.050

Cap de cronometratge / Director de Cursa / President del Jurat

Orbits



# Campionat de Catalunya MX - Salomó

MX125-Sots 18 4t

Circuit Les Fontanes 2,000 km

Entrenaments Qualificatius

16/06/2019 09:35

Classificació (25:00 Temps) started at 9:35:47

Lap	Lap Tm	Diff	Time of Day
4	2:20.240	+26.007	9:47:41.290
5	1:54.233		9:49:35.523
6	2:34.411	+40.178	9:52:09.934

(372) SALA TARRIDA DEL MARMOL, DANIEL

Lap	Lap Tm	Diff	Time of Day
1	2:00.276	+4.166	9:39:43.175
2	1:56.132	+0.022	9:41:39.307
3	1:56.110		9:43:35.417
4	2:33.862	+37.752	9:46:09.279

(328) MARSE VALERA, ORIOL

Lap	Lap Tm	Diff	Time of Day
1	1:59.383		9:39:44.466
2	2:19.104	+19.721	9:42:03.570
3	2:03.141	+3.758	9:44:06.711
4	2:54.499	+55.116	9:47:01.210
5	2:01.491	+2.108	9:49:02.701

(28) VILALTA GUITART, POL

Lap	Lap Tm	Diff	Time of Day
1	2:23.397	+21.270	9:40:48.295
2	2:02.127		9:42:50.422
3	10:47.392	+8:45.265	9:53:37.814

(222) ROJAS TRIPIANA, LLUC

Lap	Lap Tm	Diff	Time of Day
1	2:09.020	+3.632	9:40:41.050
2	2:09.037	+3.649	9:42:50.087
3	2:12.523	+7.135	9:45:02.610
4	2:11.519	+6.131	9:47:14.129
5	2:14.439	+9.051	9:49:28.568
6	2:06.060	+0.672	9:51:34.628
7	2:08.699	+3.311	9:53:43.327
8	6:18.870	+4:13.482	10:00:02.197
9	2:05.388		10:02:07.585

(71) PABLO ARANDA, MARC

Lap	Lap Tm	Diff	Time of Day
1	2:17.012		9:39:57.103

(215) CALVO VILALTA, MARC

Lap	Lap Tm	Diff	Time of Day
1	2:20.969		9:41:16.676
2	2:21.012	+0.043	9:43:37.688
3	5:38.584	+3:17.615	9:49:16.272
4	4:17.444	+1:56.475	9:53:33.716

Lap	Lap Tm	Diff	Time of Day
-----	--------	------	-------------

Lap	Lap Tm	Diff	Time of Day
-----	--------	------	-------------

