


Lliga Catalana de Motocròs - Salomó

MX 50

Circuit Les Fontanes 2,000 km

Classificació Final



Pos.	Núm.	Nom	Llicència	Club	R1.	R2.	Total Punts
1	27	SERRA TOR, MARC	139419-B	Mc Foc i Fuegu	25	25	50
2	6	VALENCIA BERMEJO, DANIEL	139310-T	Pobla Mafumet	20	16	36
3	311	PONS MUNTANER, JAUME	67115-IB	100 Emocions Esport Club	16	13	29
4	135	SOLER TIMON, DIDAC	139543-B	Mc. Segre	13	11	24
5	77	RUBIO CABALGANTE, ERIC	139381-B	Mc. Segre	2	20	22
6	17	CASAS GUERRA, ADEI	139346-T	Mc Constantí	11	10	21
7	216	QUEROL ALCAÑIZ, IZAN	139372-L	Mc. Segre	9	9	18
8	115	RODRIGUEZ RAMOS, ALBERTO	66933-IB	100 Emocions Esport Club	10	6	16
9	94	VILARNAU SILLERO, JORDI	139355-B	Mc St.Celoni	8	8	16
10	222	ESTEVEZ FLO, ALEIX	139298-GI	Verges MC	7	7	14
11	25	SOLER CASSANY, GRAU	139443-GI	Am Vidreres	5	5	10
12	171	CARBONELL DEL BURGO, VINCENT	139798-B	Mc Sitges	6	2	8
13	15	PIERA SALVIA, MARTI	139313-L	Mc. Segre	3	4	7
14	46	SOTO FERRANDIZ, JAIME	140263-L-A	P.M.B.	4	1	5
15	523	SARAFANOV KUSEN, DIMITRI	139515-L	Mc. Segre	1	3	4
16	238	CANO AGUILAR, IKER	140759-T	P.M.B.	1	1	2
17	112	LOPEZ HUERGA, MARTIN	140136-T	MC Enduro Cunit	1	1	2

Cap de cronometratge / Director de Cursa / President del jurat

Orbits



Lliga Catalana de Motocròs - Salomó

classificat per voltes

MX 50 Circuit Les Fontanes 2,000 km
 Carrera 1 08/06/2019 11:52
 Cursa (10:00 i 2 Voltes) started at 12:06:50

Pos.	Núm.	Nom	Voltes	Total Ts	Dif	Millor Tm	Moto	Club	classe	Punts
1	27	SERRA TOR, MARC	6	14:32.164		2:03.100	HUSQVARNA	Mc Foc i Fuego	MX 50	25
2	6	VALENCIA BERMEJO, DANIEL	6	14:47.108	14.944	2:03.074	KTM	Pobla Mafumet	MX 50	20
3	311	PONS MUNTANER, JAUME	6	15:07.486	35.322	2:05.724	KTM	100 Emocions E	MX 50	16
4	135	SOLER TIMON, DIDAC	6	15:26.325	54.161	2:07.724	ROTEK	Mc. Segre	MX 50	13
5	17	CASAS GUERRA, ADEI	6	15:43.885	1:11.721	2:14.201	SIN MARCA	Mc Constantí	MX 50	11
6	115	RODRIGUEZ RAMOS, ALBERTO	6	15:46.642	1:14.478	2:13.137	SIN MARCA	100 Emocions E	MX 50	10
7	216	QUEROL ALCAÑIZ, IZAN	6	15:47.567	1:15.403	2:13.026	SIN MARCA	Mc. Segre	MX 50	9
8	94	VILARNAU SILLERO, JORDI	6	15:48.620	1:16.456	2:10.255	SIN MARCA	Mc St.Celoni	MX 50	8
9	222	ESTEVEZ FLO, ALEIX	6	15:51.892	1:19.728	2:11.550	KTM	Verges MC	MX 50	7
10	171	CARBONELL DEL BURGO, VINCENT	6	16:19.425	1:47.261	2:11.260	KTM	Mc Sitges	MX 50	6
11	25	SOLER CASSANY, GRAU	6	16:26.961	1:54.797	2:15.749	KTM	Am Vidreres	MX 50	5
12	46	SOTO FERRANDIZ, JAIME	6	16:31.474	1:59.310	2:18.890	SIN MARCA	P.M.B.	MX 50	4
13	15	PIERA SALVIA, MARTI	6	16:33.325	2:01.161	2:18.391	KTM	Mc. Segre	MX 50	3
14	77	RUBIO CABALGANTE, ERIC	6	18:18.710	3:46.546	2:03.005	SIN MARCA	Mc. Segre	MX 50	2
15	523	SARAFANOV KUSEN, DIMITRI	5	15:22.528	1 Volta	2:21.619	SIN MARCA	Mc. Segre	MX 50	1
16	112	LOPEZ HUERGA, MARTIN	5	16:18.255	1 Volta	2:39.305	KTM	MC Enduro Cun	MX 50	1
17	238	CANO AGUILAR, IKER	5	16:51.077	1 Volta	2:38.821	KTM	P.M.B.	MX 50	1

Marge de victòria	Velocitat mitja	Millor temps de volta	Millor vel.	Millor volta per
14.944	49,532	2:03.005	58,534	77 - RUBIO CABALGANTE, ERIC

Cap de cronometratge / Director de Cursa / President del jurat Orbits

Lliga Catalana de Motocrós - Salomó

Volta a volta


MX 50

Circuit Les Fontanes 2,000 km

Carrera 1

08/06/2019 11:52

Cursa (10:00 i 2 Voltes) started at 12:06:50



Competidors	Voltes						
	0	1	2	3	4	5	6
SERRA TOR, MARC (27)	1	27	27	27	27	27	27
SOLER TIMON, DIDAC (135)	2	135	135	311	6	6	6
RUBIO CABALGANTE, ERIC (77)	3	77	311	6	311	311	311
PONS MUNTANER, JAUME (311)	4	311	6	135	135	135	135
VALENCIA BERMEJO, DANIEL (6)	5	6	77	17	17	17	17
CASAS GUERRA, ADEI (17)	6	17	17	115	115	115	115
RODRIGUEZ RAMOS, ALBERTO (115)	7	115	115	216	216	216	216
QUEROL ALCAÑIZ, IZAN (216)	8	216	216	94	94	94	94
ESTEVEZ FLO, ALEIX (222)	9	222	222	222	222	222	222
VILARNAU SILLERO, JORDI (94)	10	94	94	46	46	46	171
PIERA SALVIA, MARTI (15)	11	15	46	15	15	171	46
SOTO FERRANDIZ, JAIME (46)	12	46	15	25	171	15	25
SOLER CASSANY, GRAU (25)	13	25	25	171	25	25	15
CANO AGUILAR, IKER (238)	14	238	171	112	77	77	77
LOPEZ HUERGA, MARTIN (112)	15	112	238	238	523	523	523
CARBONELL DEL BURGO, VINCENT (171)	16	171	112	523	112	112	112
SARAFANOV KUSEN, DIMITRI (523)	17	523	523	77	238	238	238



Lliga Catalana de Motocròs - Salomó

MX 50

Circuit Les Fontanes 2,000 km

Carrera 1

08/06/2019 11:52

Cursa (10:00 i 2 Voltes) started at 12:06:50

Lap	Lap Tm	Diff	Time of Day
(27) SERRA TOR, MARC			
1	2:03.100		12:10:55.668
2	2:04.704	+1.604	12:13:00.372
3	2:06.836	+3.736	12:15:07.208
4	2:07.212	+4.112	12:17:14.420
5	2:03.581	+0.481	12:19:18.001
6	2:04.929	+1.829	12:21:22.930

Lap	Lap Tm	Diff	Time of Day
(6) VALENCIA BERMEJO, DANIEL			
1	2:07.701	+4.627	12:11:06.819
2	2:06.798	+3.724	12:13:13.617
3	2:03.074		12:15:16.691
4	2:04.885	+1.811	12:17:21.576
5	2:07.143	+4.069	12:19:28.719
6	2:09.155	+6.081	12:21:37.874

Lap	Lap Tm	Diff	Time of Day
(311) PONS MUNTANER, JAUME			
1	2:08.368	+2.644	12:11:06.664
2	2:05.724		12:13:12.388
3	2:07.320	+1.596	12:15:19.708
4	2:11.673	+5.949	12:17:31.381
5	2:13.049	+7.325	12:19:44.430
6	2:13.822	+8.098	12:21:58.252

Lap	Lap Tm	Diff	Time of Day
(135) SOLER TIMON, DIDAC			
1	2:07.724		12:11:02.943
2	2:21.952	+14.228	12:13:24.895
3	2:10.602	+2.878	12:15:35.497
4	2:10.551	+2.827	12:17:46.048
5	2:13.924	+6.200	12:19:59.972
6	2:17.119	+9.395	12:22:17.091

Lap	Lap Tm	Diff	Time of Day
(17) CASAS GUERRA, ADEI			
1	2:15.058	+0.857	12:11:18.990
2	2:17.193	+2.992	12:13:36.183
3	2:14.201		12:15:50.384
4	2:14.402	+0.201	12:18:04.786
5	2:14.732	+0.531	12:20:19.518
6	2:15.133	+0.932	12:22:34.651

Lap	Lap Tm	Diff	Time of Day
(115) RODRIGUEZ RAMOS, ALBERTO			
1	2:16.545	+3.408	12:11:22.780
2	2:17.096	+3.959	12:13:39.876
3	2:15.853	+2.716	12:15:55.729
4	2:13.495	+0.358	12:18:09.224
5	2:15.047	+1.910	12:20:24.271
6	2:13.137		12:22:37.408

Lap	Lap Tm	Diff	Time of Day
(216) QUEROL ALCAÑIZ, IZAN			
1	2:15.805	+2.779	12:11:23.564
2	2:19.730	+6.704	12:13:43.294
3	2:13.648	+0.622	12:15:56.942
4	2:14.048	+1.022	12:18:10.990
5	2:14.317	+1.291	12:20:25.307
6	2:13.026		12:22:38.333

Lap	Lap Tm	Diff	Time of Day
(94) VILARNAU SILLERO, JORDI			
1	2:30.135	+19.880	12:11:38.553
2	2:10.255		12:13:48.808
3	2:11.632	+1.377	12:16:00.440
4	2:14.399	+4.144	12:18:14.839
5	2:12.708	+2.453	12:20:27.547
6	2:11.839	+1.584	12:22:39.386

Lap	Lap Tm	Diff	Time of Day
(222) ESTEVEZ FLO, ALEIX			

Lap	Lap Tm	Diff	Time of Day
1	2:26.515	+14.965	12:11:34.562
2	2:15.142	+3.592	12:13:49.704
3	2:11.550		12:16:01.254
4	2:14.528	+2.978	12:18:15.782
5	2:13.558	+2.008	12:20:29.340
6	2:13.318	+1.768	12:22:42.658

Lap	Lap Tm	Diff	Time of Day
(171) CARBONELL DEL BURGO, VINCENT			
1	2:19.994	+8.734	12:12:01.846
2	2:13.812	+2.552	12:14:15.658
3	2:11.260		12:16:26.918
4	2:13.043	+1.783	12:18:39.961
5	2:15.140	+3.880	12:20:55.101
6	2:15.090	+3.830	12:23:10.191

Lap	Lap Tm	Diff	Time of Day
(25) SOLER CASSANY, GRAU			
1	2:40.150	+24.401	12:11:55.846
2	2:17.056	+1.307	12:14:12.902
3	2:15.749		12:16:28.651
4	2:16.110	+0.361	12:18:44.761
5	2:16.269	+0.520	12:21:01.030
6	2:16.697	+0.948	12:23:17.727

Lap	Lap Tm	Diff	Time of Day
(46) SOTO FERRANDIZ, JAIME			
1	2:24.144	+5.254	12:11:39.083
2	2:19.546	+0.656	12:13:58.629
3	2:22.118	+3.228	12:16:20.747
4	2:18.890		12:18:39.637
5	2:19.402	+0.512	12:20:59.039
6	2:23.201	+4.311	12:23:22.240

Lap	Lap Tm	Diff	Time of Day
(15) PIERA SALVIA, MARTI			
1	2:26.671	+8.280	12:11:40.900
2	2:20.454	+2.063	12:14:01.354
3	2:22.004	+3.613	12:16:23.358
4	2:18.391		12:18:41.749
5	2:20.562	+2.171	12:21:02.311
6	2:21.780	+3.389	12:23:24.091

Lap	Lap Tm	Diff	Time of Day
(77) RUBIO CABALGANTE, ERIC			
1	2:16.211	+13.206	12:11:11.682
2	3:51.591	+1:48.586	12:15:03.273
3	2:09.477	+6.472	12:17:12.750
4	2:04.711	+1.706	12:19:17.461
5	2:03.005		12:21:20.466
6	3:49.010	+1:46.005	12:25:09.476

Lap	Lap Tm	Diff	Time of Day
(523) SARAFANOV KUSEN, DIMITRI			
1	2:25.473	+3.854	12:12:30.405
2	2:27.418	+5.799	12:14:57.823
3	2:31.614	+9.995	12:17:29.437
4	2:22.238	+0.619	12:19:51.675
5	2:21.619		12:22:13.294

Lap	Lap Tm	Diff	Time of Day
(112) LOPEZ HUERGA, MARTIN			
1	2:43.722	+4.417	12:12:13.203
2	2:41.472	+2.167	12:14:54.675
3	2:39.305		12:17:33.980
4	2:44.839	+5.534	12:20:18.819
5	2:50.202	+10.897	12:23:09.021

Lap	Lap Tm	Diff	Time of Day
(238) CANO AGUILAR, IKER			
1	2:45.865	+7.044	12:12:11.313
2	2:45.862	+7.041	12:14:57.175
3	2:38.821		12:17:35.996
4	3:21.248	+42.427	12:20:57.244

Cap de cronometratge / Director de Cursa / President del jurat

Orbits



Lliga Catalana de Motocròs - Salomó
classificat per voltes

MX 50 Circuit Les Fontanes 2,000 km
 Carrera 2 08/06/2019 13:24
 Cursa (10:00 i 2 Voltes) started at 13:55:35

Pos.	Núm.	Nom	Voltes	Total Ts	Dif	Millor Tm	Moto	Club	classe	Punts
1	27	SERRA TOR, MARC	6	14:49.831		2:06.802	HUSQVARNA	Mc Foc i Fuego	MX 50	25
2	77	RUBIO CABALGANTE, ERIC	6	14:53.047	3.216	2:05.145	SIN MARCA	Mc. Segre	MX 50	20
3	6	VALENCIA BERMEJO, DANIEL	6	15:02.349	12.518	2:06.921	KTM	Pobla Mafumet	MX 50	16
4	311	PONS MUNTANER, JAUME	6	15:09.397	19.566	2:06.843	KTM	100 Emocions E	MX 50	13
5	135	SOLER TIMON, DIDAC	6	15:36.203	46.372	2:12.339	ROTEK	Mc. Segre	MX 50	11
6	17	CASAS GUERRA, ADEI	6	15:41.607	51.776	2:13.181	SIN MARCA	Mc Constantí	MX 50	10
7	216	QUEROL ALCAÑIZ, IZAN	6	15:42.415	52.584	2:13.983	SIN MARCA	Mc. Segre	MX 50	9
8	94	VILARNAU SILLERO, JORDI	6	15:43.062	53.231	2:13.229	SIN MARCA	Mc St.Celoni	MX 50	8
9	222	ESTEVEZ FLO, ALEIX	6	15:44.662	54.831	2:13.976	KTM	Verges MC	MX 50	7
10	115	RODRIGUEZ RAMOS, ALBERTO	6	16:03.869	1:14.038	2:14.427	SIN MARCA	100 Emocions E	MX 50	6
11	25	SOLER CASSANY, GRAU	6	16:13.206	1:23.375	2:16.525	KTM	Am Vidreres	MX 50	5
12	15	PIERA SALVIA, MARTI	6	16:39.013	1:49.182	2:21.463	KTM	Mc. Segre	MX 50	4
13	523	SARAFANOV KUSEN, DIMITRI	6	17:01.478	2:11.647	2:21.043	SIN MARCA	Mc. Segre	MX 50	3
14	171	CARBONELL DEL BURGO, VINCENT	6	17:07.336	2:17.505	2:17.761	KTM	Mc Sitges	MX 50	2
15	46	SOTO FERRANDIZ, JAIME	5	15:23.266	1 Volta	2:20.228	SIN MARCA	P.M.B.	MX 50	1
16	238	CANO AGUILAR, IKER	5	16:42.620	1 Volta	2:46.340	KTM	P.M.B.	MX 50	1
17	112	LOPEZ HUERGA, MARTIN	5	17:05.594	1 Volta	2:37.455	KTM	MC Enduro Cun	MX 50	1

Marge de victòria	Velocitat mitja	Millor temps de volta	Millor vel.	Millor volta per
3.216	48,549	2:05.145	57,533	77 - RUBIO CABALGANTE, ERIC

Cap de cronometratge / Director de Cursa / President del jurat Orbits

Lliga Catalana de Motocrós - Salomó

Volta a volta

MX 50

Circuit Les Fontanes 2,000 km

Carrera 2

08/06/2019 13:24

Cursa (10:00 i 2 Voltes) started at 13:55:35

Competidors	Voltes						
	0	1	2	3	4	5	6
SERRA TOR, MARC (27)	1	27	27	27	27	27	27
RUBIO CABALGANTE, ERIC (77)	2	77	77	77	77	77	77
SOLER TIMON, DIDAC (135)	3	135	6	6	6	6	6
PONS MUNTANER, JAUME (311)	4	311	311	311	311	311	311
VALENCIA BERMEJO, DANIEL (6)	5	6	216	135	135	135	135
QUEROL ALCAÑIZ, IZAN (216)	6	216	135	216	216	17	17
CASAS GUERRA, ADEI (17)	7	17	17	17	17	216	216
ESTEVEZ FLO, ALEIX (222)	8	222	94	94	94	94	94
VILARNAU SILLERO, JORDI (94)	9	94	222	222	222	222	222
RODRIGUEZ RAMOS, ALBERTO (115)	10	115	115	115	115	115	115
PIERA SALVIA, MARTI (15)	11	15	25	25	25	25	25
SOLER CASSANY, GRAU (25)	12	25	15	46	46	15	15
SOTO FERRANDIZ, JAIME (46)	13	46	46	15	15	523	523
SARAFANOV KUSEN, DIMITRI (523)	14	523	523	523	523	171	171
CANO AGUILAR, IKER (238)	15	238	171	171	171	46	46
LOPEZ HUERGA, MARTIN (112)	16	112	112	238	238	238	238
CARBONELL DEL BURGO, VINCENT (171)	17	171	238	112	112	112	112

Cap de cronometratge / Director de Cursa / President del jurat

Orbits



Lliga Catalana de Motocròs - Salomó

MX 50

Circuit Les Fontanes 2,000 km

Carrera 2

08/06/2019 13:24

Cursa (10:00 i 2 Voltes) started at 13:55:35

Lap	Lap Tm	Diff	Time of Day
(27) SERRA TOR, MARC			
1	2:07.979	+1.177	13:59:43.035
2	2:07.987	+1.185	14:01:51.022
3	2:08.635	+1.833	14:03:59.657
4	2:11.653	+4.851	14:06:11.310
5	2:06.802		14:08:18.112
6	2:07.388	+0.586	14:10:25.500

Lap	Lap Tm	Diff	Time of Day
(77) RUBIO CABALGANTE, ERIC			
1	2:05.145		13:59:44.195
2	2:11.519	+6.374	14:01:55.714
3	2:05.676	+0.531	14:04:01.390
4	2:11.912	+6.767	14:06:13.302
5	2:06.282	+1.137	14:08:19.584
6	2:09.132	+3.987	14:10:28.716

Lap	Lap Tm	Diff	Time of Day
(6) VALENCIA BERMEJO, DANIEL			
1	2:08.316	+1.395	13:59:49.221
2	2:09.091	+2.170	14:01:58.312
3	2:06.921		14:04:05.233
4	2:08.784	+1.863	14:06:14.017
5	2:11.466	+4.545	14:08:25.483
6	2:12.535	+5.614	14:10:38.018

Lap	Lap Tm	Diff	Time of Day
(311) PONS MUNTANER, JAUME			
1	2:12.522	+5.679	13:59:52.357
2	2:07.628	+0.785	14:01:59.985
3	2:06.843		14:04:06.828
4	2:07.776	+0.933	14:06:14.604
5	2:19.085	+12.242	14:08:33.689
6	2:11.377	+4.534	14:10:45.066

Lap	Lap Tm	Diff	Time of Day
(135) SOLER TIMON, DIDAC			
1	2:25.992	+13.653	14:00:05.824
2	2:12.439	+0.100	14:02:18.263
3	2:12.339		14:04:30.602
4	2:12.693	+0.354	14:06:43.295
5	2:13.509	+1.170	14:08:56.804
6	2:15.068	+2.729	14:11:11.872

Lap	Lap Tm	Diff	Time of Day
(17) CASAS GUERRA, ADEI			
1	2:17.643	+4.462	14:00:07.309
2	2:13.181		14:02:20.490
3	2:13.858	+0.677	14:04:34.348
4	2:13.299	+0.118	14:06:47.647
5	2:15.364	+2.183	14:09:03.011
6	2:14.265	+1.084	14:11:17.276

Lap	Lap Tm	Diff	Time of Day
(216) QUEROL ALCAÑIZ, IZAN			
1	2:16.872	+2.889	14:00:05.646
2	2:14.256	+0.273	14:02:19.902
3	2:13.983		14:04:33.885
4	2:15.420	+1.437	14:06:49.305
5	2:14.604	+0.621	14:09:03.909
6	2:14.175	+0.192	14:11:18.084

Lap	Lap Tm	Diff	Time of Day
(94) VILARNAU SILLERO, JORDI			
1	2:16.471	+3.242	14:00:08.229
2	2:13.787	+0.558	14:02:22.016
3	2:13.229		14:04:35.245
4	2:14.757	+1.528	14:06:50.002
5	2:14.608	+1.379	14:09:04.610
6	2:14.121	+0.892	14:11:18.731

Lap	Lap Tm	Diff	Time of Day
(222) ESTEVEZ FLO, ALEIX			

Lap	Lap Tm	Diff	Time of Day
1	2:18.217	+4.241	14:00:08.771
2	2:14.180	+0.204	14:02:22.951
3	2:14.219	+0.243	14:04:37.170
4	2:13.976		14:06:51.146
5	2:14.376	+0.400	14:09:05.522
6	2:14.809	+0.833	14:11:20.331

Lap	Lap Tm	Diff	Time of Day
(115) RODRIGUEZ RAMOS, ALBERTO			
1	2:15.123	+0.696	14:00:10.629
2	2:14.427		14:02:25.056
3	2:15.707	+1.280	14:04:40.763
4	2:15.008	+0.581	14:06:55.771
5	2:25.108	+10.681	14:09:20.879
6	2:18.659	+4.232	14:11:39.538

Lap	Lap Tm	Diff	Time of Day
(25) SOLER CASSANY, GRAU			
1	2:18.926	+2.401	14:00:16.404
2	2:18.121	+1.596	14:02:34.525
3	2:19.744	+3.219	14:04:54.269
4	2:19.598	+3.073	14:07:13.867
5	2:16.525		14:09:30.392
6	2:18.483	+1.958	14:11:48.875

Lap	Lap Tm	Diff	Time of Day
(15) PIERA SALVIA, MARTI			
1	2:23.265	+1.802	14:00:19.986
2	2:22.770	+1.307	14:02:42.756
3	2:21.463		14:05:04.219
4	2:21.489	+0.026	14:07:25.708
5	2:23.615	+2.152	14:09:49.323
6	2:25.359	+3.896	14:12:14.682

Lap	Lap Tm	Diff	Time of Day
(523) SARAFANOV KUSEN, DIMITRI			
1	2:28.806	+7.763	14:00:30.025
2	2:21.043		14:02:51.068
3	2:22.608	+1.565	14:05:13.676
4	2:28.240	+7.197	14:07:41.916
5	2:25.928	+4.885	14:10:07.844
6	2:29.303	+8.260	14:12:37.147

Lap	Lap Tm	Diff	Time of Day
(171) CARBONELL DEL BURGO, VINCENT			
1	2:24.063	+6.302	14:00:44.614
2	2:22.094	+4.333	14:03:06.708
3	2:24.500	+6.739	14:05:31.208
4	2:24.558	+6.797	14:07:55.766
5	2:17.761		14:10:13.527
6	2:29.478	+11.717	14:12:43.005

Lap	Lap Tm	Diff	Time of Day
(46) SOTO FERRANDIZ, JAIME			
1	2:22.423	+2.195	14:00:20.510
2	2:20.228		14:02:40.738
3	2:22.807	+2.579	14:05:03.545
4	3:27.030	+1:06.802	14:08:30.575
5	2:28.360	+8.132	14:10:58.935

Lap	Lap Tm	Diff	Time of Day
(238) CANO AGUILAR, IKER			
1	2:51.438	+5.098	14:01:05.306
2	2:48.307	+1.967	14:03:53.613
3	2:46.340		14:06:39.953
4	2:47.545	+1.205	14:09:27.498
5	2:50.791	+4.451	14:12:18.289

Lap	Lap Tm	Diff	Time of Day
(112) LOPEZ HUERGA, MARTIN			
1	2:37.455		14:00:56.102
2	3:03.930	+26.475	14:04:00.032
3	2:54.503	+17.048	14:06:54.535
4	2:52.472	+15.017	14:09:47.007

Cap de cronometratge / Director de Cursa / President del jurat

Orbits



Lliga Catalana de Motocròs - Salomó
Ordenat per la volta més ràpida
MX 50
Circuit Les Fontanes 2,000 km
Entrenaments Qualificatius
08/06/2019 10:15
Classificació (15:00 Temps) started at 10:12:40

Pos.	Núm.	Nom	Millor Tm	Dif	En volta	Club	classe
1	77	RUBIO CABALGANTE, ERIC	2:02.836		4	Mc. Segre	MX 50
2	27	SERRA TOR, MARC	2:03.140	0.304	4	Mc Foc i Fuegu	MX 50
3	6	VALENCIA BERMEJO, DANIEL	2:05.288	2.452	4	Pobla Mafumet	MX 50
4	135	SOLER TIMON, DIDAC	2:09.338	6.502	4	Mc. Segre	MX 50
5	17	CASAS GUERRA, ADEI	2:12.472	9.636	4	Mc Constantí	MX 50
6	311	PONS MUNTANER, JAUME	2:12.855	10.019	2	100 Emocions Esport Club	MX 50
7	171	CARBONELL DEL BURGO, VINCENT	2:13.076	10.240	6	Mc Sitges	MX 50
8	94	VILARNAU SILLERO, JORDI	2:13.551	10.715	4	Mc St.Celoni	MX 50
9	115	RODRIGUEZ RAMOS, ALBERTO	2:13.719	10.883	5	100 Emocions Esport Club	MX 50
10	216	QUEROL ALCAÑIZ, IZAN	2:13.777	10.941	4	Mc. Segre	MX 50
11	222	ESTEVEZ FLO, ALEIX	2:14.039	11.203	2	Verges MC	MX 50
12	25	SOLER CASSANY, GRAU	2:20.654	17.818	4	Am Vidreres	MX 50
13	523	SARAFANOV KUSEN, DIMITRI	2:24.206	21.370	4	Mc. Segre	MX 50
14	46	SOTO FERRANDIZ, JAIME	2:25.205	22.369	5	P.M.B.	MX 50
15	15	PIERA SALVIA, MARTI	2:32.911	30.075	1	Mc. Segre	MX 50
16	112	LOPEZ HUERGA, MARTIN	2:47.195	44.359	4	MC Enduro Cunit	MX 50
17	238	CANO AGUILAR, IKER	3:05.479	1:02.643	3	P.M.B.	MX 50

Cap de cronometratge / Director de Cursa / President del jurat

Orbits



Lliga Catalana de Motocròs - Salomó

MX 50

Circuit Les Fontanes 2,000 km

Entrenaments Qualificatius

08/06/2019 10:15

Classificació (15:00 Temps) started at 10:12:40

Lap	Lap Tm	Diff	Time of Day
(77) RUBIO CABALGANTE, ERIC			
1	2:11.120	+8.284	10:17:05.781
2	2:05.160	+2.324	10:19:10.941
3	2:03.620	+0.784	10:21:14.561
4	2:02.836		10:23:17.397
5	2:05.490	+2.654	10:25:22.887
6	2:07.809	+4.973	10:27:30.696
7	2:17.545	+14.709	10:29:48.241

Lap	Lap Tm	Diff	Time of Day
(27) SERRA TOR, MARC			
1	2:07.829	+4.689	10:17:02.836
2	2:07.031	+3.891	10:19:09.867
3	2:05.988	+2.848	10:21:15.855
4	2:03.140		10:23:18.995
5	2:05.709	+2.569	10:25:24.704

Lap	Lap Tm	Diff	Time of Day
(6) VALENCIA BERMEJO, DANIEL			
1	2:13.827	+8.539	10:18:01.980
2	2:10.303	+5.015	10:20:12.283
3	2:07.398	+2.110	10:22:19.681
4	2:05.288		10:24:24.969
5	2:29.272	+23.984	10:26:54.241
6	2:12.408	+7.120	10:29:06.649

Lap	Lap Tm	Diff	Time of Day
(135) SOLER TIMON, DIDAC			
1	2:10.215	+0.877	10:17:13.368
2	2:10.704	+1.366	10:19:24.072
3	2:10.630	+1.292	10:21:34.702
4	2:09.338		10:23:44.040
5	2:09.497	+0.159	10:25:53.537
6	2:11.523	+2.185	10:28:05.060

Lap	Lap Tm	Diff	Time of Day
(17) CASAS GUERRA, ADEI			
1	2:15.810	+3.338	10:17:41.432
2	2:14.236	+1.764	10:19:55.668
3	2:14.301	+1.829	10:22:09.969
4	2:12.472		10:24:22.441
5	2:12.950	+0.478	10:26:35.391
6	2:15.221	+2.749	10:28:50.612

Lap	Lap Tm	Diff	Time of Day
(311) PONS MUNTANER, JAUME			
1	2:15.627	+2.772	10:17:26.491
2	2:12.855		10:19:39.346
3	2:31.850	+18.995	10:22:11.196
4	2:14.856	+2.001	10:24:26.052
5	2:20.459	+7.604	10:26:46.511
6	2:44.377	+31.522	10:29:30.888

Lap	Lap Tm	Diff	Time of Day
(171) CARBONELL DEL BURGO, VINCENT			
1	2:16.792	+3.716	10:17:40.880
2	2:16.784	+3.708	10:19:57.664
3	2:19.955	+6.879	10:22:17.619
4	2:15.294	+2.218	10:24:32.913
5	2:13.361	+0.285	10:26:46.274
6	2:13.076		10:28:59.350

Lap	Lap Tm	Diff	Time of Day
(94) VILARNAU SILLERO, JORDI			
1	2:15.225	+1.674	10:17:16.090
2	2:15.936	+2.385	10:19:32.026
3	3:57.956	+1:44.405	10:23:29.982
4	2:13.551		10:25:43.533
5	2:15.297	+1.746	10:27:58.830

Lap	Lap Tm	Diff	Time of Day
(115) RODRIGUEZ RAMOS, ALBERTO			
1	2:30.255	+16.536	10:17:58.165

Lap	Lap Tm	Diff	Time of Day
2	2:51.328	+37.609	10:20:49.493
3	2:18.090	+4.371	10:23:07.583
4	2:16.391	+2.672	10:25:23.974
5	2:13.719		10:27:37.693
6	2:19.186	+5.467	10:29:56.879

Lap	Lap Tm	Diff	Time of Day
(216) QUEROL ALCAÑIZ, IZAN			
1	2:22.422	+8.645	10:17:46.594
2	2:17.056	+3.279	10:20:03.650
3	2:16.788	+3.011	10:22:20.438
4	2:13.777		10:24:34.215
5	2:14.219	+0.442	10:26:48.434
6	2:16.857	+3.080	10:29:05.291

Lap	Lap Tm	Diff	Time of Day
(222) ESTEVEZ FLO, ALEIX			
1	2:15.585	+1.546	10:17:35.093
2	2:14.039		10:19:49.132
3	2:15.310	+1.271	10:22:04.442
4	2:15.616	+1.577	10:24:20.058
5	3:05.991	+51.952	10:27:26.049
6	2:14.733	+0.694	10:29:40.782

Lap	Lap Tm	Diff	Time of Day
(25) SOLER CASSANY, GRAU			
1	2:25.177	+4.523	10:17:56.721
2	2:26.273	+5.619	10:20:22.994
3	3:14.867	+54.213	10:23:37.861
4	2:20.654		10:25:58.515
5	3:18.159	+57.505	10:29:16.674

Lap	Lap Tm	Diff	Time of Day
(523) SARAFANOV KUSEN, DIMITRI			
1	2:27.112	+2.906	10:18:11.188
2	2:25.975	+1.769	10:20:37.163
3	2:53.722	+29.516	10:23:30.885
4	2:24.206		10:25:55.091
5	2:26.806	+2.600	10:28:21.897

Lap	Lap Tm	Diff	Time of Day
(46) SOTO FERRANDIZ, JAIME			
1	2:32.349	+7.144	10:17:53.815
2	2:28.230	+3.025	10:20:22.045
3	2:28.987	+3.782	10:22:51.032
4	2:26.067	+0.862	10:25:17.099
5	2:25.205		10:27:42.304

Lap	Lap Tm	Diff	Time of Day
(15) PIERA SALVIA, MARTI			
1	2:32.911		10:18:13.762
2	2:35.288	+2.377	10:20:49.050
3	2:37.883	+4.972	10:23:26.933
4	4:14.239	+1:41.328	10:27:41.172

Lap	Lap Tm	Diff	Time of Day
(112) LOPEZ HUERGA, MARTIN			
1	2:51.739	+4.544	10:19:00.179
2	2:50.131	+2.936	10:21:50.310
3	2:49.144	+1.949	10:24:39.454
4	2:47.195		10:27:26.649
5	2:47.852	+0.657	10:30:14.501

Lap	Lap Tm	Diff	Time of Day
(238) CANO AGUILAR, IKER			
1	3:15.434	+9.955	10:19:20.076
2	3:06.768	+1.289	10:22:26.844
3	3:05.479		10:25:32.323
4	3:34.348	+28.869	10:29:06.671

Cap de cronometratge / Director de Cursa / President del jurat

Orbits




Lliga Catalana de Motocròs - Salomó

MX 65

Circuit Les Fontanes 2,000 km

Classificació Final



Pos.	Núm.	Nom	Llicència	Club	R1.	R2.	Total Punts
1	217	POLVILLO MUÑOZ, IVAN	139561-GI-	Am Vidreres	25	25	50
2	311	ARFELIS NAVARRO, DIDAC	139330-L	Mc. Segre	20	20	40
3	94	LOPEZ LLAGOSTERA, ALEX	139954-B	Mc VDB	13	16	29
4	23	LIÑAN CABRERA, ALEJANDRO	139860-B	Xtrem Sitges Mc.	16	8	24
5	231	MARI RUIZ, OT	139752-L	Mc. Segre	10	11	21
6	117	ROMANO GALLIPOLI, ALONSO	139587-B	MC 3 Turons	11	10	21
7	127	VALERIO ESPINOSA, IKER	140050-L	Mc. Segre	9	6	15
8	5	BAÑERES JOVER, MARTI	139595-B	Mc St.Celoni	8	7	15
9	337	MIRO RODRIGUEZ, BRUNO	139948-T	Mc Salomo	0	13	13
10	19	GARCIA TORRECILLAS, JOAN	139334-B	Mc Sitges	4	9	13
11	21	CROS MARTINEZ, POL	139533-B	Xtrem Sitges Mc.	7	1	8
12	222	ZAMORANO ZAERA, JOEL	139458-T	MC Enduro Cunit	6	1	7
13	22	PALLARES MURISCOT, NIL	139365-L	MC Llívia	2	5	7
14	90	PONS PEREZ, BIEL	139967-B	MC C.Taulé	3	4	7
15	790	PAVON EL GUEDDARI, OMAR	139894-B	Mc Sitges	5	0	5
16	11	ALIBAU VILA, MARC	139493-B	Mc Igualada	1	3	4
17	12	PEREZ GIMENEZ, NIL	140001-B	Mc St.Celoni	1	2	3
18	48	MONCLUS MARSAL, BIEL	139392-B-A	Mc Igualada	1	1	2
19	7	ORTIZ SANCHEZ, UNAI	139747-T	Mec Alcanar	1	1	2
20	303	GARCIA ESCODA, ENZO	139494-T	Lleides Motorsport	1	1	2
21	99	MARTINEZ GONZALEZ, JAUME	139471-B	MC C.Taulé	1	1	2
22	169	MORENO GONZALEZ, HUGO	140380-B	Pobla Mafumet	1	1	2
23	69	SOLER MIER, JORDI	139350-B	MC C.Taulé	1	1	2
24	78	GERMAN JORDAN, DIDAC	140040-L-A	Mc. Segre	1	1	2
25	312	SARDA OLIVE, JORDI	139291-B	Mc VDB	1	1	2
26	51	TORRES SILVINA, JOEL	139565-T		1	1	2
27	27	CALVO VILALTA, JUDIT	139820-B	MC 3 Turons	1	1	2
28	215	SUAZO TOME, JOAN	139549-T	Mc Amposta	1	1	2
29	106	QUEROL ALCAÑIZ, ZOE	139371-L	Mc. Segre	1	1	2
30	227	GONZALEZ MARTINEZ, MARC	139904-T	Pobla Mafumet	0	1	1
NT	101	BERGAS FEMENIAS, GUIEM	67013-IB	Moto Club Cop de Gas Maria	0	0	0



Lliga Catalana de Motocròs - Salomó

classificat per voltes

MX 65

Circuit Les Fontanes 2,000 km

Carrera 1

08/06/2019 11:30

Cursa (12:00 i 2 Voltes) started at 11:38:51

Pos.	Núm.	Nom	Voltes	Total Ts	Dif	Millor Tm	Moto	Club	classe	Punts
1	217	POLVILLO MUÑOZ, IVAN	8	16:13.166		1:46.078	SIN MARCA	Am Vidreres	MX 65	25
2	311	ARFELIS NAVARRO, DIDAC	8	16:20.638	7.472	1:48.182	HUSQVARNA	Mc. Segre	MX 65	20
3	23	LIÑAN CABRERA, ALEJANDRO	8	16:43.051	29.885	1:49.288	SIN MARCA	Xtrem Sitges M	MX 65	16
4	94	LOPEZ LLAGOSTERA, ALEX	8	16:58.110	44.944	1:47.306	KTM	Mc VDB	MX 65	13
5	117	ROMANO GALLIPOLI, ALONSO	8	16:59.382	46.216	1:50.279	SIN MARCA	MC 3 Turons	MX 65	11
6	231	MARI RUIZ, OT	8	17:23.466	1:10.300	1:53.208	SIN MARCA	Mc. Segre	MX 65	10
7	127	VALERIO ESPINOSA, IKER	8	17:45.033	1:31.867	1:55.397	SIN MARCA	Mc. Segre	MX 65	9
8	5	BAÑERES JOVER, MARTI	8	17:53.412	1:40.246	1:56.311	KTM	Mc St.Celoni	MX 65	8
9	21	CROS MARTINEZ, POL	8	18:05.569	1:52.403	1:58.669	HUSQVARNA	Xtrem Sitges M	MX 65	7
10	222	ZAMORANO ZAERA, JOEL	8	18:06.364	1:53.198	1:57.182	KTM	MC Enduro Cun	MX 65	6
11	790	PAVON EL GUEDDARI, OMAR	8	18:07.215	1:54.049	1:57.869	SIN MARCA	Mc Sitges	MX 65	5
12	19	GARCIA TORRECILLAS, JOAN	7	16:18.375	1 Volta	1:56.019	SIN MARCA	Mc Sitges	MX 65	4
13	90	PONS PEREZ, BIEL	7	16:19.365	1 Volta	1:59.273	SIN MARCA	MC C.Taulé	MX 65	3
14	22	PALLARES MURISCOT, NIL	7	16:28.470	1 Volta	2:00.526	YAMAHA	MC Llivia	MX 65	2
15	48	MONCLUS MARSAL, BIEL	7	16:41.606	1 Volta	2:01.706	SIN MARCA	Mc Igualada	MX 65	1
16	11	ALIBAU VILA, MARC	7	16:51.984	1 Volta	2:05.846	KTM	Mc Igualada	MX 65	1
17	99	MARTINEZ GONZALEZ, JAUME	7	17:11.469	1 Volta	2:04.743	SIN MARCA	MC C.Taulé	MX 65	1
18	303	GARCIA ESCODA, ENZO	7	17:16.849	1 Volta	2:01.016	KTM	Lleides Motorsp	MX 65	1
19	12	PEREZ GIMENEZ, NIL	7	17:26.598	1 Volta	1:59.399	KTM	Mc St.Celoni	MX 65	1
20	312	SARDA OLIVE, JORDI	7	17:33.436	1 Volta	2:07.007	KTM	Mc VDB	MX 65	1
21	69	SOLER MIER, JORDI	7	17:34.585	1 Volta	2:10.647	SIN MARCA	MC C.Taulé	MX 65	1
22	169	MORENO GONZALEZ, HUGO	7	17:35.663	1 Volta	2:08.482	SIN MARCA	Pobla Mafumet	MX 65	1
23	78	GERMAN JORDAN, DIDAC	7	17:51.705	1 Volta	2:11.281	HUSQVARNA	Mc. Segre	MX 65	1
24	51	TORRES SILVINA, JOEL	7	17:53.114	1 Volta	2:10.597			MX 65	1
25	215	SUAZO TOME, JOAN	7	18:26.713	1 Volta	2:10.494	SIN MARCA	Mc Amposta	MX 65	1
26	7	ORTIZ SANCHEZ, UNAI	6	16:35.567	2 Voltes	2:05.707	SIN MARCA	Mec Alcanar	MX 65	1
27	27	CALVO VILALTA, JUDIT	6	16:38.309	2 Voltes	2:21.521	KTM	MC 3 Turons	MX 65	1
28	106	QUEROL ALCAÑIZ, ZOE	6	17:44.298	2 Voltes	2:28.316	SIN MARCA	Mc. Segre	MX 65	1

No classificat

NT	337	MIRO RODRIGUEZ, BRUNO	5	10:39.837	NT	1:46.365	KTM	Mc Salomo	MX 65	0
NT	101	BERGAS FEMENIAS, GUIEM	5	12:53.458	NT	2:05.653	SIN MARCA	Moto Club Cop	MX 65	0
NT	227	GONZALEZ MARTINEZ, MARC	4	10:55.716	NT	2:09.589	KTM	Pobla Mafumet	MX 65	0

Marge de victòria	Velocitat mitja	Millor temps de volta	Millor vel.	Millor volta per
7.472	59,188	1:46.078	67,875	217 - POLVILLO MUÑOZ, IVAN

Cap de cronometratge / Director de Cursa / President del jurat

Orbits

Lliga Catalana de Motocròs - Salomó

Volta a volta

MX 65

Circuit Les Fontanes 2,000 km

Carrera 1

08/06/2019 11:30

Cursa (12:00 i 2 Voltes) started at 11:38:51

Competidors	Voltes									
	0	1	2	3	4	5	6	7	8	
MIRO RODRIGUEZ, BRUNO (337)	1	337	337	337	337	337	217	217	217	
ARFELIS NAVARRO, DIDAC (311)	2	311	217	217	217	217	311	311	311	
POLVILLO MUÑOZ, IVAN (217)	3	217	311	311	311	311	117	117	23	
ROMANO GALLIPOLI, ALONSO (117)	4	117	117	117	117	117	23	23	94	
LIÑAN CABRERA, ALEJANDRO (23)	5	23	23	23	23	23	94	94	117	
CROS MARTINEZ, POL (21)	6	21	94	94	94	94	231	231	231	
LOPEZ LLAGOSTERA, ALEX (94)	7	94	231	231	231	231	127	127	127	
BAÑERES JOVER, MARTI (5)	8	5	21	21	5	5	127	5	5	
MARI RUIZ, OT (231)	9	231	5	5	127	127	5	21	21	
ALIBAU VILA, MARC (11)	10	11	19	127	21	21	21	790	790	222
VALERIO ESPINOSA, IKER (127)	11	127	127	12	790	790	790	222	222	790
GARCIA TORRECILLAS, JOAN (19)	12	19	11	790	222	222	222	90	19	
PALLARES MURISCOT, NIL (22)	13	22	790	222	90	90	90	19	90	
PEREZ GIMENEZ, NIL (12)	14	12	12	90	22	22	22	22	22	
ZAMORANO ZAERA, JOEL (222)	15	222	222	19	48	48	19	48	48	
PAVON EL GUEDDARI, OMAR (790)	16	790	90	11	11	19	48	11	11	
SOLE R MIER, JORDI (69)	17	69	48	22	303	11	11	303	99	
PONS PEREZ, BIEL (90)	18	90	22	48	19	303	303	99	303	
MONCLUS MARSAL, BIEL (48)	19	48	69	303	101	101	101	312	12	
GONZALEZ MARTINEZ, MARC (227)	20	227	303	69	69	99	99	69	312	
GARCIA ESCODA, ENZO (303)	21	303	227	101	227	69	69	12	69	
MORENO GONZALEZ, HUGO (169)	22	169	101	227	99	227	169	169	169	
BERGAS FEMENIAS, GUIEM (101)	23	101	169	99	169	169	312	78	78	
SARDA OLIVE, JORDI (312)	24	312	99	169	312	312	12	51	51	
CALVO VILALTA, JUDIT (27)	25	27	312	312	78	12	78	215	215	
GERMAN JORDAN, DIDAC (78)	26	78	78	78	51	78	51	7		
MARTINEZ GONZALEZ, JAUME (99)	27	99	51	51	215	51	215	27		
TORRES SILVINA, JOEL (51)	28	51	27	215	12	215	27	106		
SUAZO TOME, JOAN (215)	29	215	215	27	27	27	7			
QUEROL ALCANIZ, ZOE (106)	30	106	106	106	106	7	106			
ORTIZ SANCHEZ, UNAI (7)	31	7	7	7	7	106				

Cap de cronometratge / Director de Cursa / President del jurat

Orbits



Lliga Catalana de Motocròs - Salomó

MX 65

Circuit Les Fontanes 2,000 km

Carrera 1

08/06/2019 11:30

Cursa (12:00 i 2 Voltes) started at 11:38:51

Lap	Lap Tm	Diff	Time of Day
(217) POLVILLO MUÑOZ, IVAN			
1	1:48.397	+2.319	11:42:26.037
2	1:46.078		11:44:12.115
3	1:46.434	+0.356	11:45:58.549
4	1:48.731	+2.653	11:47:47.280
5	1:49.762	+3.684	11:49:37.042
6	1:49.889	+3.811	11:51:26.931
7	1:49.301	+3.223	11:53:16.232
8	1:48.505	+2.427	11:55:04.737

Lap	Lap Tm	Diff	Time of Day
(311) ARFELIS NAVARRO, DIDAC			
1	1:48.946	+0.764	11:42:26.402
2	1:48.182		11:44:14.584
3	1:48.263	+0.081	11:46:02.847
4	1:48.860	+0.678	11:47:51.707
5	1:49.599	+1.417	11:49:41.306
6	1:49.126	+0.944	11:51:30.432
7	1:49.526	+1.344	11:53:19.958
8	1:52.251	+4.069	11:55:12.209

Lap	Lap Tm	Diff	Time of Day
(23) LIÑAN CABRERA, ALEJANDRO			
1	1:51.671	+2.383	11:42:37.767
2	1:51.387	+2.099	11:44:29.154
3	1:49.288		11:46:18.442
4	1:50.675	+1.387	11:48:09.117
5	1:50.652	+1.364	11:49:59.769
6	1:51.967	+2.679	11:51:51.736
7	1:50.373	+1.085	11:53:42.109
8	1:52.513	+3.225	11:55:34.622

Lap	Lap Tm	Diff	Time of Day
(94) LOPEZ LLAGOSTERA, ALEX			
1	1:56.847	+9.541	11:42:46.309
2	1:51.025	+3.719	11:44:37.334
3	1:47.306		11:46:24.640
4	1:53.050	+5.744	11:48:17.690
5	1:49.854	+2.548	11:50:07.544
6	1:54.439	+7.133	11:52:01.983
7	1:55.037	+7.731	11:53:57.020
8	1:52.661	+5.355	11:55:49.681

Lap	Lap Tm	Diff	Time of Day
(117) ROMANO GALLIPOLI, ALONSO			
1	1:52.019	+1.740	11:42:36.957
2	1:50.606	+0.327	11:44:27.563
3	1:50.279		11:46:17.842
4	1:50.548	+0.269	11:48:08.390
5	1:50.901	+0.622	11:49:59.291
6	1:51.251	+0.972	11:51:50.542
7	1:50.786	+0.507	11:53:41.328
8	2:09.625	+19.346	11:55:50.953

Lap	Lap Tm	Diff	Time of Day
(231) MARI RUIZ, OT			
1	1:58.285	+5.077	11:42:49.523
2	1:54.517	+1.309	11:44:44.040
3	1:53.208		11:46:37.248
4	1:54.570	+1.362	11:48:31.818
5	1:54.199	+0.991	11:50:26.017
6	1:55.870	+2.662	11:52:21.887
7	1:54.805	+1.597	11:54:16.692
8	1:58.345	+5.137	11:56:15.037

Lap	Lap Tm	Diff	Time of Day
(127) VALERIO ESPINOSA, IKER			
1	1:59.133	+3.736	11:42:53.883
2	1:57.408	+2.011	11:44:51.291
3	1:58.724	+3.327	11:46:50.015
4	1:56.379	+0.982	11:48:46.394

Lap	Lap Tm	Diff	Time of Day
5	1:55.397		11:50:41.791
6	1:57.023	+1.626	11:52:38.814
7	1:57.390	+1.993	11:54:36.204
8	2:00.400	+5.003	11:56:36.604

Lap	Lap Tm	Diff	Time of Day
(5) BAÑERES JOVER, MARTI			
1	2:00.490	+4.179	11:42:51.016
2	1:58.536	+2.225	11:44:49.552
3	1:58.521	+2.210	11:46:48.073
4	1:56.311		11:48:44.384
5	1:58.056	+1.745	11:50:42.440
6	2:01.317	+5.006	11:52:43.757
7	2:00.077	+3.766	11:54:43.834
8	2:01.149	+4.838	11:56:44.983

Lap	Lap Tm	Diff	Time of Day
(21) CROS MARTINEZ, POL			
1	2:01.807	+3.138	11:42:50.439
2	1:58.669		11:44:49.108
3	2:02.913	+4.244	11:46:52.021
4	2:01.024	+2.355	11:48:53.045
5	2:02.005	+3.336	11:50:55.050
6	2:01.406	+2.737	11:52:56.456
7	2:00.623	+1.954	11:54:57.079
8	2:00.061	+1.392	11:56:57.140

Lap	Lap Tm	Diff	Time of Day
(222) ZAMORANO ZAERA, JOEL			
1	2:03.670	+6.488	11:43:03.966
2	2:00.925	+3.743	11:45:04.891
3	1:57.182		11:47:02.073
4	1:57.766	+0.584	11:48:59.839
5	2:00.071	+2.889	11:50:59.910
6	1:59.550	+2.368	11:52:59.460
7	2:00.079	+2.897	11:54:59.539
8	1:58.396	+1.214	11:56:57.935

Lap	Lap Tm	Diff	Time of Day
(790) PAVON EL GUEDDARI, OMAR			
1	1:59.337	+1.468	11:43:00.682
2	2:01.087	+3.218	11:45:01.769
3	1:59.283	+1.414	11:47:01.052
4	1:57.869		11:48:58.921
5	1:59.788	+1.919	11:50:58.709
6	2:00.348	+2.479	11:52:59.057
7	2:00.123	+2.254	11:54:59.180
8	1:59.606	+1.737	11:56:58.786

Lap	Lap Tm	Diff	Time of Day
(19) GARCIA TORRECELLAS, JOAN			
1	1:56.663	+0.644	11:42:52.082
2	2:14.644	+18.625	11:45:06.726
3	2:15.742	+19.723	11:47:22.468
4	1:57.722	+1.703	11:49:20.190
5	1:56.486	+0.467	11:51:16.676
6	1:56.019		11:53:12.695
7	1:57.251	+1.232	11:55:09.946

Lap	Lap Tm	Diff	Time of Day
(90) PONS PEREZ, BIEL			
1	2:02.118	+2.845	11:43:05.111
2	2:00.722	+1.449	11:45:05.833
3	1:59.273		11:47:05.106
4	2:00.157	+0.884	11:49:05.263
5	2:02.744	+3.471	11:51:08.007
6	2:01.308	+2.035	11:53:09.315
7	2:01.621	+2.348	11:55:10.936

Lap	Lap Tm	Diff	Time of Day
(22) PALLARES MURISCOT, NIL			
1	2:13.070	+12.544	11:43:09.113
2	2:00.950	+0.424	11:45:10.063

Lap	Lap Tm	Diff	Time of Day
3	2:01.380	+0.854	11:47:11.443
4	2:00.526		11:49:11.969
5	2:01.258	+0.732	11:51:13.227
6	2:02.369	+1.843	11:53:15.596
7	2:04.445	+3.919	11:55:20.041

Lap	Lap Tm	Diff	Time of Day
(48) MONCLUS MARSAL, BIEL			
1	2:04.243	+2.537	11:43:08.427
2	2:03.418	+1.712	11:45:11.845
3	2:01.771	+0.065	11:47:13.616
4	2:01.706		11:49:15.322
5	2:04.357	+2.651	11:51:19.679
6	2:04.534	+2.828	11:53:24.213
7	2:08.964	+7.258	11:55:33.177

Lap	Lap Tm	Diff	Time of Day
(11) ALIBAU VILA, MARC			
1	2:05.846		11:43:00.405
2	2:06.682	+0.836	11:45:07.087
3	2:08.401	+2.555	11:47:15.488
4	2:06.320	+0.474	11:49:21.808
5	2:08.673	+2.827	11:51:30.481
6	2:06.069	+0.223	11:53:36.550
7	2:07.005	+1.159	11:55:43.555

Lap	Lap Tm	Diff	Time of Day
(99) MARTINEZ GONZALEZ, JAUME			
1	2:08.335	+3.592	11:43:22.203
2	2:05.205	+0.462	11:45:27.408
3	2:09.391	+4.648	11:47:36.799
4	2:04.743		11:49:41.542
5	2:05.477	+0.734	11:51:47.019
6	2:08.417	+3.674	11:53:55.436
7	2:07.604	+2.861	11:56:03.040

Lap	Lap Tm	Diff	Time of Day
(303) GARCIA ESCODA, ENZO			
1	2:08.827	+7.811	11:43:13.870
2	2:01.016		11:45:14.886
3	2:03.549	+2.533	11:47:18.435
4	2:04.200	+3.184	11:49:22.635
5	2:09.101	+8.085	11:51:31.736
6	2:06.009	+4.993	11:53:37.745
7	2:30.675	+29.659	11:56:08.420

Lap	Lap Tm	Diff	Time of Day
(12) PEREZ GIMENEZ, NIL			
1	2:03.711	+4.312	11:43:01.049
2	1:59.399		11:45:00.448
3	3:01.276	+1:01.877	11:48:01.724
4	2:04.549	+5.150	11:50:06.273
5	2:02.540	+3.141	11:52:08.813
6	2:05.198	+5.799	11:54:14.011
7	2:04.158	+4.759	11:56:18.169

Lap	Lap Tm	Diff	Time of Day
(312) SARDA OLIVE, JORDI			
1	2:11.470	+4.463	11:43:23.553
2	2:07.007		11:45:30.560
3	2:07.887	+0.880	11:47:38.447
4	2:10.617	+3.610	11:49:49.064
5	2:10.659	+3.652	11:51:59.723
6	2:13.199	+6.192	11:54:12.922
7	2:12.085	+5.078	11:56:25.007

Lliga Catalana de Motocròs - Salomó

MX 65

Circuit Les Fontanes 2,000 km

Carrera 1

08/06/2019 11:30

Cursa (12:00 i 2 Voltes) started at 11:38:51

Lap	Lap Tm	Diff	Time of Day
6	2:13.968	+3.321	11:54:12.926
7	2:13.230	+2.583	11:56:26.156

(169) MORENO GONZALEZ, HUGO

1	2:08.754	+0.272	11:43:19.014
2	2:08.482		11:45:27.496
3	2:10.204	+1.722	11:47:37.700
4	2:10.740	+2.258	11:49:48.440
5	2:11.178	+2.696	11:51:59.618
6	2:14.963	+6.481	11:54:14.581
7	2:12.653	+4.171	11:56:27.234

(78) GERMAN JORDAN, DIDAC

1	2:15.384	+4.103	11:43:29.146
2	2:11.281		11:45:40.427
3	2:13.022	+1.741	11:47:53.449
4	2:13.121	+1.840	11:50:06.570
5	2:11.738	+0.457	11:52:18.308
6	2:11.639	+0.358	11:54:29.947
7	2:13.329	+2.048	11:56:43.276

(51) TORRES SILVINA, JOEL

1	2:16.030	+5.433	11:43:31.338
2	2:10.597		11:45:41.935
3	2:13.344	+2.747	11:47:55.279
4	2:14.149	+3.552	11:50:09.428
5	2:11.992	+1.395	11:52:21.420
6	2:11.403	+0.806	11:54:32.823
7	2:11.862	+1.265	11:56:44.685

(215) SUAZO TOME, JOAN

1	2:16.135	+5.641	11:43:34.173
2	2:10.494		11:45:44.667
3	2:13.007	+2.513	11:47:57.674
4	2:12.857	+2.363	11:50:10.531
5	2:12.251	+1.757	11:52:22.782
6	2:12.927	+2.433	11:54:35.709
7	2:42.575	+32.081	11:57:18.284

(7) ORTIZ SANCHEZ, UNAI

1	2:05.707		11:44:46.522
2	2:07.658	+1.951	11:46:54.180
3	2:07.328	+1.621	11:49:01.508
4	2:07.806	+2.099	11:51:09.314
5	2:08.036	+2.329	11:53:17.350
6	2:09.788	+4.081	11:55:27.138

(27) CALVO VILALTA, JUDIT

1	2:21.521		11:43:33.725
2	2:21.673	+0.152	11:45:55.398
3	2:23.528	+2.007	11:48:18.926
4	2:22.816	+1.295	11:50:41.742
5	2:26.233	+4.712	11:53:07.975
6	2:21.905	+0.384	11:55:29.880

(106) QUEROL ALCAÑIZ, ZOE

1	2:28.316		11:43:50.192
2	2:30.008	+1.692	11:46:20.200
3	2:32.744	+4.428	11:48:52.944
4	2:34.863	+6.547	11:51:27.807
5	2:34.980	+6.664	11:54:02.787
6	2:33.082	+4.766	11:56:35.869

(337) MIRO RODRIGUEZ, BRUNO

1	1:46.365		11:42:22.287
2	1:46.702	+0.337	11:44:08.989

Lap	Lap Tm	Diff	Time of Day
3	1:46.503	+0.138	11:45:55.492
4	1:46.527	+0.162	11:47:42.019
5	1:49.389	+3.024	11:49:31.408

(101) BERGAS FEMENIAS, GUIEM

1	2:07.017	+1.364	11:43:18.099
2	2:07.146	+1.493	11:45:25.245
3	2:06.282	+0.629	11:47:31.527
4	2:05.653		11:49:37.180
5	2:07.849	+2.196	11:51:45.029

(227) GONZALEZ MARTINEZ, MARC

1	2:12.401	+2.812	11:43:17.014
2	2:09.589		11:45:26.603
3	2:09.737	+0.148	11:47:36.340
4	2:10.947	+1.358	11:49:47.287

Lap	Lap Tm	Diff	Time of Day
-----	--------	------	-------------



Lliga Catalana de Motocròs - Salomó

classificat per voltes

MX 65

Circuit Les Fontanes 2,000 km

Carrera 2

08/06/2019 13:02

Cursa (12:00 i 2 Voltes) started at 13:29:31

Pos.	Núm.	Nom	Voltes	Total Ts	Dif	Millor Tm	Moto	Club	classe	Punts
1	217	POLVILLO MUÑOZ, IVAN	8	16:19.142		1:47.710	SIN MARCA	Am Vidreres	MX 65	25
2	311	ARFELIS NAVARRO, DIDAC	8	16:32.918	13.776	1:49.066	HUSQVARNA	Mc. Segre	MX 65	20
3	94	LOPEZ LLAGOSTERA, ALEX	8	16:40.967	21.825	1:48.946	KTM	Mc VDB	MX 65	16
4	337	MIRO RODRIGUEZ, BRUNO	8	16:41.592	22.450	1:49.133	KTM	Mc Salomo	MX 65	13
5	231	MARI RUIZ, OT	8	17:26.457	1:07.315	1:53.744	SIN MARCA	Mc. Segre	MX 65	11
6	117	ROMANO GALLIPOLI, ALONSO	8	17:29.284	1:10.142	1:54.817	SIN MARCA	MC 3 Turons	MX 65	10
7	19	GARCIA TORRECILLAS, JOAN	8	17:55.929	1:36.787	1:57.118	SIN MARCA	Mc Sitges	MX 65	9
8	23	LIÑAN CABRERA, ALEJANDRO	8	18:00.641	1:41.499	1:53.618	SIN MARCA	Xtrem Sitges M	MX 65	8
9	5	BAÑERES JOVER, MARTI	8	18:11.765	1:52.623	1:59.504	KTM	Mc St.Celoni	MX 65	7
10	127	VALERIO ESPINOSA, IKER	8	18:23.395	2:04.253	1:58.016	SIN MARCA	Mc. Segre	MX 65	6
11	22	PALLARES MURISCOT, NIL	7	16:34.192	1 Volta	2:02.242	YAMAHA	MC Llívia	MX 65	5
12	90	PONS PEREZ, BIEL	7	16:38.866	1 Volta	2:03.467	SIN MARCA	MC C.Taulé	MX 65	4
13	11	ALIBAU VILA, MARC	7	16:41.563	1 Volta	2:04.617	KTM	Mc Igualada	MX 65	3
14	12	PEREZ GIMENEZ, NIL	7	16:54.377	1 Volta	2:05.561	KTM	Mc St.Celoni	MX 65	2
15	48	MONCLUS MARSAL, BIEL	7	16:59.137	1 Volta	2:04.198	SIN MARCA	Mc Igualada	MX 65	1
16	21	CROS MARTINEZ, POL	7	17:06.002	1 Volta	2:06.154	HUSQVARNA	Xtrem Sitges M	MX 65	1
17	7	ORTIZ SANCHEZ, UNAI	7	17:16.521	1 Volta	2:06.742	SIN MARCA	Mec Alcanar	MX 65	1
18	303	GARCIA ESCODA, ENZO	7	17:19.911	1 Volta	2:08.033	KTM	Lleides Motorsp	MX 65	1
19	99	MARTINEZ GONZALEZ, JAUME	7	17:24.101	1 Volta	2:08.321	SIN MARCA	MC C.Taulé	MX 65	1
20	169	MORENO GONZALEZ, HUGO	7	17:31.304	1 Volta	2:09.136	SIN MARCA	Pobla Mafumet	MX 65	1
21	227	GONZALEZ MARTINEZ, MARC	7	17:47.205	1 Volta	2:10.569	KTM	Pobla Mafumet	MX 65	1
22	69	SOLER MIER, JORDI	7	18:01.715	1 Volta	2:11.790	SIN MARCA	MC C.Taulé	MX 65	1
23	78	GERMAN JORDAN, DIDAC	7	18:29.785	1 Volta	2:14.929	HUSQVARNA	Mc. Segre	MX 65	1
24	312	SARDA OLIVE, JORDI	7	18:35.222	1 Volta	2:09.597	KTM	Mc VDB	MX 65	1
25	51	TORRES SILVINA, JOEL	6	16:29.695	2 Voltes	2:18.655			MX 65	1
26	27	CALVO VILALTA, JUDIT	6	17:08.220	2 Voltes	2:23.174	KTM	MC 3 Turons	MX 65	1
27	215	SUAZO TOME, JOAN	6	17:18.859	2 Voltes	2:20.715	SIN MARCA	Mc Amposta	MX 65	1
28	222	ZAMORANO ZAERA, JOEL	6	17:22.389	2 Voltes	1:59.029	KTM	MC Enduro Cun	MX 65	1
29	106	QUEROL ALCAÑIZ, ZOE	6	17:56.637	2 Voltes	2:28.069	SIN MARCA	Mc. Segre	MX 65	1

No classificat

NT	790	PAVON EL GUEDDARI, OMAR	2	6:15.067	NT	2:01.257	SIN MARCA	Mc Sitges	MX 65	0
NE	101	BERGAS FEMENIAS, GUIEM			NE		SIN MARCA	Moto Club Cop	MX 65	0

Marge de victòria	Velocitat mitja	Millor temps de volta	Millor vel.	Millor volta per
13.776	58,827	1:47.710	66,846	217 - POLVILLO MUÑOZ, IVAN

Cap de cronometratge / Director de Cursa / President del jurat

Orbits

Lliga Catalana de Motocròs - Salomó

Volta a volta

MX 65

Circuit Les Fontanes 2,000 km

Carrera 2

08/06/2019 13:02

Cursa (12:00 i 2 Voltes) started at 13:29:31

Competidors	Voltes									
	0	1	2	3	4	5	6	7	8	
POLVILLO MUÑOZ, IVAN (217)	1	217	217	217	217	217	217	217	217	217
LOPEZ LLAGOSTERA, ALEX (94)	2	94	94	94	94	311	311	311	311	311
ARFELIS NAVARRO, DIDAC (311)	3	311	311	311	311	94	94	94	94	94
MIRO RODRIGUEZ, BRUNO (337)	4	337	337	337	337	337	337	337	337	337
ROMANO GALLIPOLI, ALONSO (117)	5	117	117	117	231	231	231	231	231	231
MARI RUIZ, OT (231)	6	231	231	231	117	117	117	117	117	117
ALIBAU VILA, MARC (11)	7	11	5	5	19	19	19	19	19	19
PALLARES MURISCOT, NIL (22)	8	22	19	19	5	5	5	23	23	23
BAÑERES JOVER, MARTI (5)	9	5	11	22	22	127	23	5	5	5
PEREZ GIMENEZ, NIL (12)	10	12	22	11	127	23	127	127	127	127
GARCIA TORRECILLAS, JOAN (19)	11	19	90	127	11	22	22	22	22	22
PONS PEREZ, BIEL (90)	12	90	12	90	23	11	11	90	90	90
VALERIO ESPINOSA, IKER (127)	13	127	127	790	90	90	90	11	11	11
MONCLUS MARSAL, BIEL (48)	14	48	790	12	12	12	12	12	12	12
CROS MARTINEZ, POL (21)	15	21	48	48	48	48	48	48	48	48
PAVON EL GUEDDARI, OMAR (790)	16	790	21	21	21	21	21	21	21	21
ORTIZ SANCHEZ, UNAI (7)	17	7	7	23	7	7	7	7	7	7
GARCIA ESCODA, ENZO (303)	18	303	303	7	303	303	303	303	303	303
MARTINEZ GONZALEZ, JAUME (99)	19	99	99	303	99	99	99	99	99	99
SARDA OLIVE, JORDI (312)	20	312	312	99	169	169	169	169	169	169
GONZALEZ MARTINEZ, MARC (227)	21	227	169	169	227	227	227	227	227	227
MORENO GONZALEZ, HUGO (169)	22	169	23	227	69	69	69	69	69	69
SUAZO TOME, JOAN (215)	23	215	227	69	78	78	78	78	78	78
TORRES SILVINA, JOEL (51)	24	51	69	78	51	51	312	312	312	312
SOLER MIER, JORDI (69)	25	69	51	51	312	312	51	51	51	51
CALVO VILALTA, JUDIT (27)	26	27	78	312	27	27	27	27	27	27
GERMAN JORDAN, DIDAC (78)	27	78	27	27	106	215	215	215	215	215
QUEROL ALCAÑIZ, ZOE (106)	28	106	106	106	215	106	106	222	222	222
LIÑAN CABRERA, ALEJANDRO (23)	29	23	215	215	222	222	222	106	106	106
ZAMORANO ZAERA, JOEL (222)	30	222	222	222	222	222	222	222	222	222
-	31									

Cap de cronometratge / Director de Cursa / President del jurat

Orbits



Lliga Catalana de Motocròs - Salomó

MX 65

Circuit Les Fontanes 2,000 km

Carrera 2

08/06/2019 13:02

Cursa (12:00 i 2 Voltes) started at 13:29:31

(217) POLVILLO MUÑOZ, IVAN

Lap	Lap Tm	Diff	Time of Day
1	1:47.710		13:33:03.242
2	1:47.947	+0.237	13:34:51.189
3	1:48.788	+1.078	13:36:39.977
4	1:49.285	+1.575	13:38:29.262
5	1:49.713	+2.003	13:40:18.975
6	1:48.828	+1.118	13:42:07.803
7	1:51.251	+3.541	13:43:59.054
8	1:51.174	+3.464	13:45:50.228

(311) ARFELIS NAVARRO, DIDAC

Lap	Lap Tm	Diff	Time of Day
1	1:49.070	+0.004	13:33:08.049
2	1:49.682	+0.616	13:34:57.731
3	1:50.950	+1.884	13:36:48.681
4	1:49.066		13:38:37.747
5	1:51.694	+2.628	13:40:29.441
6	1:52.229	+3.163	13:42:21.670
7	1:49.604	+0.538	13:44:11.274
8	1:52.730	+3.664	13:46:04.004

(94) LOPEZ LLAGOSTERA, ALEX

Lap	Lap Tm	Diff	Time of Day
1	1:48.946		13:33:07.046
2	1:49.802	+0.856	13:34:56.848
3	1:50.517	+1.571	13:36:47.365
4	1:52.958	+4.012	13:38:40.323
5	1:51.845	+2.899	13:40:32.168
6	1:52.679	+3.733	13:42:24.847
7	1:54.816	+5.870	13:44:19.663
8	1:52.390	+3.444	13:46:12.053

(337) MIRO RODRIGUEZ, BRUNO

Lap	Lap Tm	Diff	Time of Day
1	1:49.133		13:33:09.026
2	1:50.662	+1.529	13:34:59.688
3	1:50.451	+1.318	13:36:50.139
4	1:50.865	+1.732	13:38:41.004
5	1:51.641	+2.508	13:40:32.645
6	1:52.623	+3.490	13:42:25.268
7	1:54.852	+5.719	13:44:20.120
8	1:52.558	+3.425	13:46:12.678

(231) MARI RUIZ, OT

Lap	Lap Tm	Diff	Time of Day
1	1:56.189	+2.445	13:33:26.142
2	1:55.817	+2.073	13:35:21.959
3	1:53.744		13:37:15.703
4	1:55.555	+1.811	13:39:11.258
5	1:55.227	+1.483	13:41:06.485
6	1:55.930	+2.186	13:43:02.415
7	1:59.767	+6.023	13:45:02.182
8	1:55.361	+1.617	13:46:57.543

(117) ROMANO GALLIPOLI, ALONSO

Lap	Lap Tm	Diff	Time of Day
1	1:57.693	+2.876	13:33:24.802
2	1:56.686	+1.869	13:35:21.488
3	1:55.477	+0.660	13:37:16.965
4	2:00.950	+6.133	13:39:17.915
5	1:54.829	+0.012	13:41:12.744
6	1:55.586	+0.769	13:43:08.330
7	1:57.223	+2.406	13:45:05.553
8	1:54.817		13:47:00.370

(19) GARCIA TORRECILLAS, JOAN

Lap	Lap Tm	Diff	Time of Day
1	2:00.071	+2.953	13:33:37.179
2	1:57.118		13:35:34.297
3	1:57.330	+0.212	13:37:31.627
4	1:58.456	+1.338	13:39:30.083

Lap	Lap Tm	Diff	Time of Day
5	1:58.592	+1.474	13:41:28.675
6	1:59.815	+2.697	13:43:28.490
7	1:58.938	+1.820	13:45:27.428
8	1:59.587	+2.469	13:47:27.015

(23) LIÑAN CABRERA, ALEJANDRO

Lap	Lap Tm	Diff	Time of Day
1	1:57.077	+3.459	13:34:02.041
2	1:55.322	+1.704	13:35:57.363
3	1:53.618		13:37:50.981
4	1:54.029	+0.411	13:39:45.010
5	1:57.093	+3.475	13:41:42.103
6	1:54.688	+1.070	13:43:36.791
7	1:56.866	+3.248	13:45:33.657
8	1:58.070	+4.452	13:47:31.727

(5) BAÑERES JOVER, MARTI

Lap	Lap Tm	Diff	Time of Day
1	1:59.504		13:33:33.804
2	1:59.536	+0.032	13:35:33.340
3	2:01.295	+1.791	13:37:34.635
4	2:01.206	+1.702	13:39:35.841
5	2:00.070	+0.566	13:41:35.911
6	2:04.188	+4.684	13:43:40.099
7	2:01.863	+2.359	13:45:41.962
8	2:00.889	+1.385	13:47:42.851

(127) VALERIO ESPINOSA, IKER

Lap	Lap Tm	Diff	Time of Day
1	2:05.267	+7.251	13:33:44.018
2	1:59.881	+1.865	13:35:43.899
3	2:00.206	+2.190	13:37:44.105
4	1:58.016		13:39:42.121
5	2:02.177	+4.161	13:41:44.298
6	2:03.859	+5.843	13:43:48.157
7	2:01.513	+3.497	13:45:49.670
8	2:04.811	+6.795	13:47:54.481

(22) PALLARES MURISCOT, NIL

Lap	Lap Tm	Diff	Time of Day
1	2:05.550	+3.308	13:33:39.330
2	2:02.242		13:35:41.572
3	2:02.517	+0.275	13:37:44.089
4	2:03.164	+0.922	13:39:47.253
5	2:05.082	+2.840	13:41:52.335
6	2:04.147	+1.905	13:43:56.482
7	2:08.796	+6.554	13:46:05.278

(90) PONS PEREZ, BIEL

Lap	Lap Tm	Diff	Time of Day
1	2:05.053	+1.586	13:33:42.419
2	2:03.467		13:35:45.886
3	2:06.274	+2.807	13:37:52.160
4	2:04.294	+0.827	13:39:56.454
5	2:04.836	+1.369	13:42:01.290
6	2:04.976	+1.509	13:44:06.266
7	2:03.686	+0.219	13:46:09.952

(11) ALIBAU VILA, MARC

Lap	Lap Tm	Diff	Time of Day
1	2:04.617		13:33:37.311
2	2:05.458	+0.841	13:35:42.769
3	2:05.820	+1.203	13:37:48.589
4	2:06.555	+1.938	13:39:55.144
5	2:05.147	+0.530	13:42:00.291
6	2:06.907	+2.290	13:44:07.198
7	2:05.451	+0.834	13:46:12.649

(12) PEREZ GIMENEZ, NIL

Lap	Lap Tm	Diff	Time of Day
1	2:06.420	+0.859	13:33:43.080
2	2:07.176	+1.615	13:35:50.256
3	2:06.888	+1.327	13:37:57.144

Lap	Lap Tm	Diff	Time of Day
4	2:06.723	+1.162	13:40:03.867
5	2:05.561		13:42:09.428
6	2:09.045	+3.484	13:44:18.473
7	2:06.990	+1.429	13:46:25.463

(48) MONCLUS MARSAL, BIEL

Lap	Lap Tm	Diff	Time of Day
1	2:05.473	+1.275	13:33:46.439
2	2:06.918	+2.720	13:35:53.357
3	2:06.352	+2.154	13:37:59.709
4	2:08.420	+4.222	13:40:08.129
5	2:12.981	+8.783	13:42:21.110
6	2:04.915	+0.717	13:44:26.025
7	2:04.198		13:46:30.223

(21) CROS MARTINEZ, POL

Lap	Lap Tm	Diff	Time of Day
1	2:06.382	+0.228	13:33:49.337
2	2:07.415	+1.261	13:35:56.752
3	2:11.342	+5.188	13:38:08.094
4	2:07.748	+1.594	13:40:15.842
5	2:06.154		13:42:21.996
6	2:06.868	+0.714	13:44:28.864
7	2:08.224	+2.070	13:46:37.088

(7) ORTIZ SANCHEZ, UNAI

Lap	Lap Tm	Diff	Time of Day
1	2:08.638	+1.896	13:33:55.798
2	2:08.777	+2.035	13:36:04.575
3	2:08.910	+2.168	13:38:13.485
4	2:06.742		13:40:20.227
5	2:09.738	+2.996	13:42:29.965
6	2:09.030	+2.288	13:44:38.995
7	2:08.612	+1.870	13:46:47.607

(303) GARCIA ESCODA, ENZO

Lap	Lap Tm	Diff	Time of Day
1	2:09.653	+1.620	13:33:57.682
2	2:08.033		13:36:05.715
3	2:09.298	+1.265	13:38:15.013
4	2:08.431	+0.398	13:40:23.444
5	2:10.350	+2.317	13:42:33.794
6	2:08.844	+0.811	13:44:42.638
7	2:08.359	+0.326	13:46:50.997

(99) MARTINEZ GONZALEZ, JAUME

Lap	Lap Tm	Diff	Time of Day
1	2:09.621	+1.300	13:33:58.617
2	2:09.460	+1.139	13:36:08.077
3	2:08.732	+0.411	13:38:16.809
4	2:09.928	+1.607	13:40:26.737
5	2:10.881	+2.560	13:42:37.618
6	2:09.248	+0.927	13:44:46.866
7	2:08.321		13:46:55.187

(169) MORENO GONZALEZ, HUGO

Lap	Lap Tm	Diff	Time of Day
1	2:09.136		13:34:01.298
2	2:09.852	+0.716	13:36:11.150
3	2:10.618	+1.482	13:38:21.768
4	2:10.197	+1.061	13:40:31.965
5	2:09.962	+0.826	13:42:41.927
6	2:09.235	+0.099	13:44:51.162
7	2:11.228	+2.092	13:47:02.390

(227) GONZALEZ MARTINEZ, MARC

Lap	Lap Tm	Diff	Time of Day
1	2:12.931	+2.362	13:34:03.783
2	2:13.096	+2.527	13:36:16.879
3	2:13.393	+2.824	13:38:30.272
4	2:12.261	+1.692	13:40:42.533
5	2:10.569		13:42:53.102
6	2:12.222	+1.653	13:45:05.324



Lliga Catalana de Motocròs - Salomó

MX 65

Circuit Les Fontanes 2,000 km

Carrera 2

08/06/2019 13:02

Cursa (12:00 i 2 Voltes) started at 13:29:31

Lap	Lap Tm	Diff	Time of Day
7	2:12.967	+2.398	13:47:18.291

(69) SOLER MIER, JORDI

1	2:11.790		13:34:10.717
2	2:14.456	+2.666	13:36:25.173
3	2:13.734	+1.944	13:38:38.907
4	2:13.444	+1.654	13:40:52.351
5	2:12.666	+0.876	13:43:05.017
6	2:13.781	+1.991	13:45:18.798
7	2:14.003	+2.213	13:47:32.801

(78) GERMAN JORDAN, DIDAC

1	2:15.383	+0.454	13:34:17.399
2	2:14.929		13:36:32.328
3	2:20.304	+5.375	13:38:52.632
4	2:16.677	+1.748	13:41:09.309
5	2:15.959	+1.030	13:43:25.268
6	2:19.686	+4.757	13:45:44.954
7	2:15.917	+0.988	13:48:00.871

(312) SARDA OLIVE, JORDI

1	2:09.597		13:33:59.622
2	2:47.679	+38.082	13:36:47.301
3	2:14.081	+4.484	13:39:01.382
4	2:17.564	+7.967	13:41:18.946
5	2:14.346	+4.749	13:43:33.292
6	2:15.799	+6.202	13:45:49.091
7	2:17.217	+7.620	13:48:06.308

(51) TORRES SILVINA, JOEL

1	2:18.655		13:34:17.214
2	2:18.858	+0.203	13:36:36.072
3	2:21.563	+2.908	13:38:57.635
4	2:20.954	+2.299	13:41:18.589
5	2:20.177	+1.522	13:43:38.766
6	2:22.015	+3.360	13:46:00.781

(27) CALVO VILALTA, JUDIT

1	2:23.174		13:34:23.455
2	2:24.000	+0.826	13:36:47.455
3	2:28.136	+4.962	13:39:15.591
4	2:25.939	+2.765	13:41:41.530
5	2:26.896	+3.722	13:44:08.426
6	2:30.880	+7.706	13:46:39.306

(215) SUAZO TOME, JOAN

1	3:04.809	+44.094	13:34:57.987
2	2:23.117	+2.402	13:37:21.104
3	2:20.715		13:39:41.819
4	2:24.260	+3.545	13:42:06.079
5	2:22.042	+1.327	13:44:28.121
6	2:21.824	+1.109	13:46:49.945

(222) ZAMORANO ZAERA, JOEL

1	2:02.396	+3.367	13:36:42.097
2	2:03.141	+4.112	13:38:45.238
3	1:59.029		13:40:44.267
4	2:00.962	+1.933	13:42:45.229
5	2:07.454	+8.425	13:44:52.683
6	2:00.792	+1.763	13:46:53.475

(106) QUEROL ALCAÑIZ, ZOE

1	2:28.069		13:34:32.490
2	2:29.650	+1.581	13:37:02.140
3	2:33.935	+5.866	13:39:36.075
4	2:35.409	+7.340	13:42:11.484

Lap	Lap Tm	Diff	Time of Day
5	2:37.300	+9.231	13:44:48.784
6	2:38.939	+10.870	13:47:27.723

(790) PAVON EL GUEDDARI, OMAR

1	2:01.257		13:33:44.792
2	2:01.361	+0.104	13:35:46.153

Lap	Lap Tm	Diff	Time of Day
-----	--------	------	-------------

Cap de cronometratge / Director de Cursa / President del jurat

Orbits



Lliga Catalana de Motocròs - Salomó

Ordenat per la volta més ràpida

MX 65

Circuit Les Fontanes 2,000 km

Entrenaments Qualificatius

08/06/2019 09:50

Classificació (20:00 Temps) started at 9:48:12

Pos.	Núm.	Nom	Millor Tm	Dif	En volta	Club	classe
1	217	POLVILLO MUÑOZ, IVAN	1:48.901		7	Am Vidreres	MX 65
2	337	MIRO RODRIGUEZ, BRUNO	1:48.922	0.021	9	Mc Salomo	MX 65
3	311	ARFELIS NAVARRO, DIDAC	1:51.539	2.638	3	Mc. Segre	MX 65
4	117	ROMANO GALLIPOLI, ALONSO	1:52.303	3.402	5	MC 3 Turons	MX 65
5	23	LIÑAN CABRERA, ALEJANDRO	1:53.388	4.487	6	Xtrem Sitges Mc.	MX 65
6	94	LOPEZ LLAGOSTERA, ALEX	1:55.986	7.085	2	Mc VDB	MX 65
7	231	MARI RUIZ, OT	1:56.175	7.274	8	Mc. Segre	MX 65
8	790	PAVON EL GUEDDARI, OMAR	1:56.740	7.839	9	Mc Sitges	MX 65
9	222	ZAMORANO ZAERA, JOEL	1:56.915	8.014	4	MC Enduro Cunit	MX 65
10	5	BAÑERES JOVER, MARTI	1:57.996	9.095	6	Mc St.Celoni	MX 65
11	19	GARCIA TORRECILLAS, JOAN	1:58.165	9.264	2	Mc Sitges	MX 65
12	90	PONS PEREZ, BIEL	1:59.990	11.089	6	MC C.Taulé	MX 65
13	22	PALLARES MURISCOT, NIL	2:01.952	13.051	3	MC Llivia	MX 65
14	21	CROS MARTINEZ, POL	2:03.233	14.332	5	Xtrem Sitges Mc.	MX 65
15	127	VALERIO ESPINOSA, IKER	2:03.562	14.661	5	Mc. Segre	MX 65
16	48	MONCLUS MARSAL, BIEL	2:03.565	14.664	3	Mc Igualada	MX 65
17	12	PEREZ GIMENEZ, NIL	2:06.119	17.218	8	Mc St.Celoni	MX 65
18	11	ALIBAU VILA, MARC	2:06.190	17.289	7	Mc Igualada	MX 65
19	7	ORTIZ SANCHEZ, UNAI	2:07.414	18.513	4	Mec Alcanar	MX 65
20	303	GARCIA ESCODA, ENZO	2:08.674	19.773	8	Lleides Motorsport	MX 65
21	169	MORENO GONZALEZ, HUGO	2:09.837	20.936	8	Pobla Mafumet	MX 65
22	99	MARTINEZ GONZALEZ, JAUME	2:09.984	21.083	7	MC C.Taulé	MX 65
23	312	SARDA OLIVE, JORDI	2:12.573	23.672	6	Mc VDB	MX 65
24	227	GONZALEZ MARTINEZ, MARC	2:12.818	23.917	8	Pobla Mafumet	MX 65
25	101	BERGAS FEMENIAS, GUIEM	2:14.526	25.625	4	Moto Club Cop de Gas Maria	MX 65
26	69	SOLER MIER, JORDI	2:15.675	26.774	3	MC C.Taulé	MX 65
27	51	TORRES SILVINA, JOEL	2:18.102	29.201	5		MX 65
28	78	GERMAN JORDAN, DIDAC	2:19.033	30.132	5	Mc. Segre	MX 65
29	215	SUAZO TOME, JOAN	2:21.517	32.616	4	Mc Amposta	MX 65
30	106	QUEROL ALCAÑIZ, ZOE	2:33.654	44.753	2	Mc. Segre	MX 65
31	27	CALVO VILALTA, JUDIT	2:34.361	45.460	6	MC 3 Turons	MX 65



Lliga Catalana de Motocròs - Salomó

MX 65

Circuit Les Fontanes 2,000 km

Entrenaments Qualificatius

08/06/2019 09:50

Classificació (20:00 Temps) started at 9:48:12

Lap	Lap Tm	Diff	Time of Day
(217) POLVILLO MUÑOZ, IVAN			
1	1:54.818	+5.917	9:52:10.021
2	1:52.303	+3.402	9:54:02.324
3	1:53.167	+4.266	9:55:55.491
4	1:56.224	+7.323	9:57:51.715
5	1:52.322	+3.421	9:59:44.037
6	1:50.803	+1.902	10:01:34.840
7	1:48.901		10:03:23.741
8	1:49.147	+0.246	10:05:12.888
9	3:21.810	+1:32.909	10:08:34.698

Lap	Lap Tm	Diff	Time of Day
(337) MIRO RODRIGUEZ, BRUNO			
1	1:51.770	+2.848	9:52:02.038
2	1:52.123	+3.201	9:53:54.161
3	1:53.237	+4.315	9:55:47.398
4	2:07.689	+18.767	9:57:55.087
5	2:07.328	+18.406	10:00:02.415
6	1:56.021	+7.099	10:01:58.436
7	1:52.459	+3.537	10:03:50.895
8	1:55.040	+6.118	10:05:45.935
9	1:48.922		10:07:34.857
10	1:49.928	+1.006	10:09:24.785

Lap	Lap Tm	Diff	Time of Day
(311) ARFELIS NAVARRO, DIDAC			
1	1:51.907	+0.368	9:52:03.462
2	1:51.915	+0.376	9:53:55.377
3	1:51.539		9:55:46.916
4	1:58.125	+6.586	9:57:45.041
5	1:52.630	+1.091	9:59:37.671
6	2:25.924	+34.385	10:02:03.595
7	1:56.319	+4.780	10:03:59.914
8	1:55.594	+4.055	10:05:55.508
9	2:19.699	+28.160	10:08:15.207

Lap	Lap Tm	Diff	Time of Day
(117) ROMANO GALLIPOLI, ALONSO			
1	2:00.331	+8.028	9:52:42.261
2	1:56.828	+4.525	9:54:39.089
3	1:54.865	+2.562	9:56:33.954
4	2:08.347	+16.044	9:58:42.301
5	1:52.303		10:00:34.604
6	1:53.851	+1.548	10:02:28.455
7	1:58.993	+6.690	10:04:27.448
8	1:56.337	+4.034	10:06:23.785
9	2:26.450	+34.147	10:08:50.235

Lap	Lap Tm	Diff	Time of Day
(23) LIÑAN CABRERA, ALEJANDRO			
1	2:10.236	+16.848	9:53:31.815
2	2:01.695	+8.307	9:55:33.510
3	2:14.760	+21.372	9:57:48.270
4	1:56.506	+3.118	9:59:44.776
5	1:56.267	+2.879	10:01:41.043
6	1:53.388		10:03:34.431
7	1:53.398	+0.010	10:05:27.829
8	1:54.432	+1.044	10:07:22.261
9	2:16.911	+23.523	10:09:39.172

Lap	Lap Tm	Diff	Time of Day
(94) LOPEZ LLAGOSTERA, ALEX			
1	1:58.600	+2.614	9:52:26.658
2	1:55.986		9:54:22.644
3	1:57.243	+1.257	9:56:19.887
4	1:57.533	+1.547	9:58:17.420
5	1:57.391	+1.405	10:00:14.811
6	4:12.003	+2:16.017	10:04:26.814
7	1:59.642	+3.656	10:06:26.456
8	1:56.548	+0.562	10:08:23.004

Lap	Lap Tm	Diff	Time of Day
(231) MARI RUIZ, OT			
1	2:03.683	+7.508	9:52:36.975
2	2:01.339	+5.164	9:54:38.314
3	1:59.763	+3.588	9:56:38.077
4	1:58.148	+1.973	9:58:36.225
5	5:19.779	+3:23.604	10:03:56.004
6	2:04.526	+8.351	10:06:00.530
7	1:57.349	+1.174	10:07:57.879
8	1:56.175		10:09:54.054

Lap	Lap Tm	Diff	Time of Day
(790) PAVON EL GUEDDARI, OMAR			
1	2:01.888	+5.148	9:52:25.660
2	2:22.233	+25.493	9:54:47.893
3	1:59.764	+3.024	9:56:47.657
4	2:08.016	+11.276	9:58:55.673
5	2:51.531	+54.791	10:01:47.204
6	2:03.185	+6.445	10:03:50.389
7	1:58.869	+2.129	10:05:49.258
8	1:57.843	+1.103	10:07:47.101
9	1:56.740		10:09:43.841

Lap	Lap Tm	Diff	Time of Day
(222) ZAMORANO ZAERA, JOEL			
1	2:01.151	+4.236	9:52:21.690
2	1:57.714	+0.799	9:54:19.404
3	1:59.221	+2.306	9:56:18.625
4	1:56.915		9:58:15.540

Lap	Lap Tm	Diff	Time of Day
(5) BAÑERES JOVER, MARTI			
1	2:06.761	+8.765	9:52:36.644
2	2:05.908	+7.912	9:54:42.552
3	2:07.180	+9.184	9:56:49.732
4	2:07.072	+9.076	9:58:56.804
5	2:00.172	+2.176	10:00:56.976
6	1:57.996		10:02:54.972
7	2:02.609	+4.613	10:04:57.581
8	2:13.308	+15.312	10:07:10.889
9	2:04.685	+6.689	10:09:15.574

Lap	Lap Tm	Diff	Time of Day
(19) GARCIA TORRECILLAS, JOAN			
1	2:01.611	+3.446	9:52:22.974
2	1:58.165		9:54:21.139
3	1:59.389	+1.224	9:56:20.528
4	2:00.038	+1.873	9:58:20.566
5	2:02.035	+3.870	10:00:22.601
6	2:02.024	+3.859	10:02:24.625
7	2:00.938	+2.773	10:04:25.563
8	2:02.431	+4.266	10:06:27.994
9	2:00.075	+1.910	10:08:28.069

Lap	Lap Tm	Diff	Time of Day
(90) PONS PEREZ, BIEL			
1	2:06.275	+6.285	9:52:41.999
2	2:05.183	+5.193	9:54:47.182
3	2:00.022	+0.032	9:56:47.204
4	2:01.597	+1.607	9:58:48.801
5	2:01.547	+1.557	10:00:50.348
6	1:59.990		10:02:50.338
7	2:04.883	+4.893	10:04:55.221
8	2:04.764	+4.774	10:06:59.985
9	2:17.715	+17.725	10:09:17.700

Lap	Lap Tm	Diff	Time of Day
(22) PALLARES MURISCOT, NIL			
1	2:03.119	+1.167	9:52:30.774
2	2:04.258	+2.306	9:54:35.032
3	2:01.952		9:56:36.984
4	2:02.458	+0.506	9:58:39.442

Lap	Lap Tm	Diff	Time of Day
5	3:34.168	+1:32.216	10:02:13.610
6	2:04.183	+2.231	10:04:17.793
7	2:06.101	+4.149	10:06:23.894
8	2:04.587	+2.635	10:08:28.481

Lap	Lap Tm	Diff	Time of Day
(21) CROS MARTINEZ, POL			
1	2:11.006	+7.773	9:53:16.134
2	2:06.684	+3.451	9:55:22.818
3	2:06.945	+3.712	9:57:29.763
4	2:06.005	+2.772	9:59:35.768
5	2:03.233		10:01:39.001
6	2:04.521	+1.288	10:03:43.522
7	3:23.723	+1:20.490	10:07:07.245
8	2:06.238	+3.005	10:09:13.483

Lap	Lap Tm	Diff	Time of Day
(127) VALERIO ESPINOSA, IKER			
1	2:13.176	+9.614	9:53:31.037
2	2:12.148	+8.586	9:55:43.185
3	2:06.496	+2.934	9:57:49.681
4	2:06.648	+3.086	9:59:56.329
5	2:03.562		10:01:59.891
6	2:07.246	+3.684	10:04:07.137
7	3:06.036	+1:02.474	10:07:13.173
8	2:06.787	+3.225	10:09:19.960

Lap	Lap Tm	Diff	Time of Day
(48) MONCLUS MARSAL, BIEL			
1	2:09.953	+6.388	9:52:47.625
2	2:05.277	+1.712	9:54:52.902
3	2:03.565		9:56:56.467
4	2:07.133	+3.568	9:59:03.600
5	2:06.095	+2.530	10:01:09.695
6	3:02.201	+58.636	10:04:11.896
7	2:05.953	+2.388	10:06:17.849
8	2:07.025	+3.460	10:08:24.874

Lap	Lap Tm	Diff	Time of Day
(12) PEREZ GIMENEZ, NIL			
1	2:12.176	+6.057	9:53:35.092
2	2:10.441	+4.322	9:55:45.533
3	2:11.608	+5.489	9:57:57.141
4	2:08.536	+2.417	10:00:05.677
5	2:06.580	+0.461	10:02:12.257
6	2:08.595	+2.476	10:04:20.852
7	2:27.720	+21.601	10:06:48.572
8	2:06.119		10:08:54.691

Lap	Lap Tm	Diff	Time of Day
(11) ALIBAU VILA, MARC			
1	2:13.862	+7.672	9:53:23.700
2	2:09.920	+3.730	9:55:33.620
3	2:12.038	+5.848	9:57:45.658
4	2:10.304	+4.114	9:59:55.962
5	2:10.206	+4.016	10:02:06.168
6	2:10.822	+4.632	10:04:16.990
7	2:06.190		10:06:23.180
8	2:09.665	+3.475	10:08:32.845

Lap	Lap Tm	Diff	Time of Day
(7) ORTIZ SANCHEZ, UNAI			
1	2:10.919	+3.505	9:53:09.735
2	2:09.716	+2.302	9:55:19.451
3	2:08.701	+1.287	9:57:28.152
4	2:07.414		9:59:35.566
5	2:09.825	+2.411	10:01:45.391
6	2:09.083	+1.669	10:03:54.474
7	2:08.211	+0.797	10:06:02.685
8	2:10.066	+2.652	10:08:12.751

Lap	Lap Tm	Diff	Time of Day
(303) GARCIA ESCODA, ENZO			



Lliga Catalana de Motocròs - Salomó

MX 65

Circuit Les Fontanes 2,000 km

Entrenaments Qualificatius

08/06/2019 09:50

Classificació (20:00 Temps) started at 9:48:12

Lap	Lap Tm	Diff	Time of Day
1	2:19.582	+10.908	9:53:44.816
2	2:20.842	+12.168	9:56:05.658
3	2:16.435	+7.761	9:58:22.093
4	2:39.062	+30.388	10:01:01.155
5	2:12.907	+4.233	10:03:14.062
6	2:13.655	+4.981	10:05:27.717
7	2:09.651	+0.977	10:07:37.368
8	2:08.674		10:09:46.042

(169) MORENO GONZALEZ, HUGO

1	2:15.363	+5.526	9:53:08.881
2	2:13.141	+3.304	9:55:22.022
3	2:13.024	+3.187	9:57:35.046
4	2:12.545	+2.708	9:59:47.591
5	2:12.652	+2.815	10:02:00.243
6	2:20.013	+10.176	10:04:20.256
7	2:10.748	+0.911	10:06:31.004
8	2:09.837		10:08:40.841

(99) MARTINEZ GONZALEZ, JAUME

1	2:28.024	+18.040	9:53:39.362
2	2:20.859	+10.875	9:56:00.221
3	2:19.917	+9.933	9:58:20.138
4	4:06.240	+1:56.256	10:02:26.378
5	2:12.028	+2.044	10:04:38.406
6	2:13.196	+3.212	10:06:51.602
7	2:09.984		10:09:01.586

(312) SARDA OLIVE, JORDI

1	2:20.802	+8.229	9:53:32.603
2	2:17.878	+5.305	9:55:50.481
3	2:16.485	+3.912	9:58:06.966
4	2:16.352	+3.779	10:00:23.318
5	2:17.953	+5.380	10:02:41.271
6	2:12.573		10:04:53.844
7	2:16.239	+3.666	10:07:10.083
8	2:30.911	+18.338	10:09:40.994

(227) GONZALEZ MARTINEZ, MARC

1	2:19.771	+6.953	9:53:24.380
2	2:17.976	+5.158	9:55:42.356
3	2:20.937	+8.119	9:58:03.293
4	2:16.485	+3.667	10:00:19.778
5	2:20.411	+7.593	10:02:40.189
6	2:13.062	+0.244	10:04:53.251
7	2:15.387	+2.569	10:07:08.638
8	2:12.818		10:09:21.456

(101) BERGAS FEMENIAS, GUIEM

1	2:19.463	+4.937	9:53:26.634
2	2:17.954	+3.428	9:55:44.588
3	2:19.951	+5.425	9:58:04.539
4	2:14.526		10:00:19.065
5	2:15.434	+0.908	10:02:34.499
6	2:15.024	+0.498	10:04:49.523
7	2:17.510	+2.984	10:07:07.033
8	2:19.073	+4.547	10:09:26.106

(69) SOLER MIER, JORDI

1	2:20.005	+4.330	9:53:43.937
2	2:17.511	+1.836	9:56:01.448
3	2:15.675		9:58:17.123
4	2:16.591	+0.916	10:00:33.714
5	2:16.736	+1.061	10:02:50.450
6	2:17.203	+1.528	10:05:07.653
7	3:41.949	+1:26.274	10:08:49.602

Lap	Lap Tm	Diff	Time of Day
(51) TORRES SILVINA, JOEL			
1	2:27.306	+9.204	9:53:57.609
2	2:27.525	+9.423	9:56:25.134
3	2:23.660	+5.558	9:58:48.794
4	2:21.956	+3.854	10:01:10.750
5	2:18.102		10:03:28.852
6	2:24.041	+5.939	10:05:52.893
7	2:22.272	+4.170	10:08:15.165

(78) GERMAN JORDAN, DIDAC

1	2:26.674	+7.641	9:53:30.978
2	2:25.890	+6.857	9:55:56.868
3	2:25.124	+6.091	9:58:21.992
4	2:23.859	+4.826	10:00:45.851
5	2:19.033		10:03:04.884
6	2:21.639	+2.606	10:05:26.523
7	2:26.029	+6.996	10:07:52.552
8	2:21.458	+2.425	10:10:14.010

(215) SUAZO TOME, JOAN

1	2:31.223	+9.706	9:53:40.682
2	2:24.303	+2.786	9:56:04.985
3	4:20.670	+1:59.153	10:00:25.655
4	2:21.517		10:02:47.172
5	2:26.648	+5.131	10:05:13.820
6	2:32.573	+11.056	10:07:46.393
7	3:01.769	+40.252	10:10:48.162

(106) QUEROL ALCAÑIZ, ZOE

1	2:37.623	+3.969	9:54:12.227
2	2:33.654		9:56:45.881
3	2:35.226	+1.572	9:59:21.107
4	2:36.548	+2.894	10:01:57.655
5	2:36.846	+3.192	10:04:34.501
6	2:34.049	+0.395	10:07:08.550
7	2:34.855	+1.201	10:09:43.405

(27) CALVO VILALTA, JUDIT

1	2:44.170	+9.809	9:54:58.882
2	2:41.179	+6.818	9:57:40.061
3	2:39.483	+5.122	10:00:19.544
4	4:01.205	+1:26.844	10:04:20.749
5	2:35.276	+0.915	10:06:56.025
6	2:34.361		10:09:30.386

Cap de cronometratge / Director de Cursa / President del jurat

Orbits




Lliga Catalana de Motocròs - Salomó

MX 85

Circuit Les Fontanes 2,000 km

Classificació Final



Pos.	Núm.	Nom	Llicència	Club	R1.	R2.	Total Punts
------	------	-----	-----------	------	-----	-----	-------------

MX 85 Cadet

1	22	GALERA OLIVA, JORDI	139580-B- A	Mc. Segre	13	25	38
2	207	MARTI CALLEJA, ALEIX	139586-B	Mc. Segre	16	20	36
3	43	PEREZ GIMENEZ, MARC	139337-B	Mc St.Celoni	25	8	33
4	4	MOLAS ROCA, ANIOL	139604-B	Mc. Segre	20	13	33
5	26	SALAS PEREZ, PAU	66944-IB	Mc. Calvia	10	16	26
6	114	MOLINA GIBELLO, ELOY	67196-IB	Moto Club Sin Limites	8	11	19
7	74	SANJUAN PERAL, LIAM	139440-B	Mc Fonollosa	9	10	19
8	77	LLULL MATAS, ANDREU	66926-IB	Cm. Porrerenc	7	9	16
9	393	GUECHE BEL, CRISTIAN	139416-T	Mc Tot M.Reguers	6	7	13
10	125	GILI MERIN, GUILLEM	140099-GI-	Am Vidreres	11	0	11
11	64	PUIG ALVAREZ, XAVIER	139610-B	Mc. Segre	5	6	11
12	5	CORDERO SOTO, ERIK	139470-B	Em Castellbisbal	3	5	8
13	226	MORENO LARA, ADAM	139725-B	P.M.B.	2	4	6
14	225	MATAMOROS JANSA, IVAN	139878-T	Mc Constantí	4	2	6
15	230	LOPEZ MAYOL, AARON	139551-B- A	MC C.Taulé	1	3	4
16	65	CARNE RODRIGUEZ, JOSEP	139668-B	MC C.Taulé	1	1	2
17	214	BERGAS FEMENIAS, TOMEU	67014-IB	Moto Club Cop de Gas Maria	1	1	2

MX 85 Juvenil

1	351	PRAT SENDRA, CARLOS	139412-L	Mc. Segre	25	25	50
2	6	PIERA GABERNET, BIEL	139327-L	Mc. Segre	16	20	36
3	243	ROJAS VIÑAS, NIL	139367-GI	MC Llivia	20	16	36
4	306	SUREDA PUIGROS, JOAN	67193-IB	Mc. Fora Vila Muro	11	13	24
5	312	SARDA OLIVE, JOSEP	139292-B	Mc VDB	13	11	24
6	56	SOLA CORTES, PEP	139811-B	Mc St.Celoni	10	9	19
7	71	RUZ BOADELLA, MARTI	139374-GI	Peu a Baix	6	10	16
8	37	FERRER FECED, MARC	140231-B	Mc. Segre	8	7	15
9	95	CASTELLA SUBIRANA, OT	139430-B	Olvan Benz.Nervi	2	8	10
10	7	RAMOS MUNTAL, ADAM	139484-B	Em Castellbisbal	4	6	10
11	14	COBO CARBONERO, SERGI	139556-B	MC C.Taulé	5	5	10
12	16	JOSA ANGLES, JAN	139491-T	Mc Francolí	9	0	9
13	501	MORILLA SANJUAN, DIEGO	54149-Z	Correcaminos Mc.	7	0	7
14	25	UCAR SANCHEZ, POL	139351-T	Racc M.S.	3	4	7
15	12	FRANQUET BONET, CARLOS	139631-T	Racc M.S.	1	3	4
16	72	ROSA CURTO, DAVID	139536-T	Mc Tot M.Reguers	1	2	3

Cap de cronometratge / Director de Cursa / President del jurat

Orbits



Lliga Catalana de Motocròs - Salomó
classificat per voltes
MX 85
Circuit Les Fontanes 2,000 km
Carrera 1
08/06/2019 11:05
Cursa (15:00 i 2 Voltes) started at 11:09:48

Pos.	Núm.	Nom	Voltes	Total Ts	Dif	Millor Tm	Moto	Club	classe	Punts
1	351	PRAT SENDRA, CARLOS	10	18:34.794		1:39.654	SIN MARCA	Mc. Segre	MX 85	25
2	43	PEREZ GIMENEZ, MARC	10	18:35.212	0.418	1:40.816	KTM	Mc St.Celoni	MX 85	25
3	4	MOLAS ROCA, ANIOL	10	18:49.484	14.690	1:40.793	KTM	Mc. Segre	MX 85	20
4	207	MARTI CALLEJA, ALEIX	10	18:51.110	16.316	1:41.328	HUSQVARNA	Mc. Segre	MX 85	16
5	22	GALERA OLIVA, JORDI	10	19:11.859	37.065	1:42.449	KTM	Mc. Segre	MX 85	13
6	125	GILI MERIN, GUILLEM	10	19:16.292	41.498	1:43.014	HUSQVARNA	Am Vidreres	MX 85	11
7	243	ROJAS VIÑAS, NIL	10	19:17.285	42.491	1:43.166	KTM	MC Llivia	MX 85	20
8	6	PIERA GABERNET, BIEL	10	19:24.415	49.621	1:43.858	KTM	Mc. Segre	MX 85	16
9	26	SALAS PEREZ, PAU	10	19:39.341	1:04.547	1:45.502	KTM	Mc. Calvia	MX 85	10
10	74	SANJUAN PERAL, LIAM	10	19:45.147	1:10.353	1:44.744	KTM	Mc Fonollosa	MX 85	9
11	114	MOLINA GIBELLO, ELOY	10	19:59.208	1:24.414	1:45.990	SIN MARCA	Moto Club Sin L	MX 85	8
12	77	LLULL MATAS, ANDREU	10	20:20.515	1:45.721	1:47.421	SIN MARCA	Cm. Porrerenc	MX 85	7
13	393	GUECHE BEL, CRISTIAN	10	20:21.238	1:46.444	1:48.078	HUSQVARNA	Mc Tot M.Regue	MX 85	6
14	312	SARDA OLIVE, JOSEP	10	20:22.973	1:48.179	1:48.832	KTM	Mc VDB	MX 85	13
15	306	SUREDA PUIGROS, JOAN	9	18:41.466	1 Volta	1:48.245	SIN MARCA	Mc. Fora Vila M	MX 85	11
16	56	SOLA CORTES, PEP	9	18:47.226	1 Volta	1:50.622	KTM	Mc St.Celoni	MX 85	10
17	16	JOSA ANGLES, JAN	9	19:05.474	1 Volta	1:51.039	SIN MARCA	Mc Francolí	MX 85	9
18	37	FERRER FECED, MARC	9	19:11.626	1 Volta	1:52.932	SIN MARCA	Mc. Segre	MX 85	8
19	64	PUIG ALVAREZ, XAVIER	9	19:13.581	1 Volta	1:53.424	HUSQVARNA	Mc. Segre	MX 85	5
20	225	MATAMOROS JANSÀ, IVAN	9	19:13.970	1 Volta	1:53.094	KTM	Mc Constantí	MX 85	4
21	5	CORDERO SOTO, ERIK	9	19:15.800	1 Volta	1:51.924	KTM	Em Castellbisba	MX 85	3
22	501	MORILLA SANJUAN, DIEGO	9	19:18.010	1 Volta	1:51.133	SIN MARCA	Correcaminos N	MX 85	7
23	226	MORENO LARA, ADAM	9	19:22.512	1 Volta	1:51.932	SIN MARCA	P.M.B.	MX 85	2
24	71	RUZ BOADELLA, MARTI	9	19:23.101	1 Volta	1:52.602	KTM	Peu a Baix	MX 85	6
25	14	COBO CARBONERO, SERGI	9	19:28.499	1 Volta	1:53.748	KTM	MC C.Taulé	MX 85	5
26	7	RAMOS MUNTAL, ADAM	9	19:31.617	1 Volta	1:52.488	SIN MARCA	Em Castellbisba	MX 85	4
27	230	LOPEZ MAYOL, AARON	9	19:47.095	1 Volta	1:55.582	SIN MARCA	MC C.Taulé	MX 85	1
28	65	CARNE RODRIGUEZ, JOSEP	9	19:49.665	1 Volta	1:56.008	SIN MARCA	MC C.Taulé	MX 85	1
29	25	UCAR SANCHEZ, POL	9	20:11.368	1 Volta	1:58.706	SIN MARCA	Racc M.S.	MX 85	3
30	95	CASTELLA SUBIRANA, OT	9	20:29.419	1 Volta	1:53.162	SIN MARCA	Olvan Benz.Ner	MX 85	2
31	12	FRANQUET BONET, CARLOS	8	18:51.137	2 Voltes	2:02.206	KAWASAKI	Racc M.S.	MX 85	1
32	72	ROSA CURTO, DAVID	8	19:54.075	2 Voltes	2:02.113	SIN MARCA	Mc Tot M.Regue	MX 85	1
33	214	BERGAS FEMENIAS, TOMEU	8	20:03.224	2 Voltes	2:04.760	SIN MARCA	Moto Club Cop	MX 85	1

Marge de victòria	Velocitat mitja	Millor temps de volta	Millor vel.	Millor volta per
0.418	64,586	1:39.654	72,250	351 - PRAT SENDRA, CARLOS

Cap de cronometratge / Director de Cursa / President del jurat
Orbits

Lliga Catalana de Motocròs - Salomó
classificat per voltes

MX 85 Circuit Les Fontanes 2,000 km
 Carrera 1 08/06/2019 11:05
 Cursa (15:00 i 2 Voltes) started at 11:09:48

Pos.	Núm.	Nom	Voltes	Total Ts	Dif	Millor Tm	Moto	Club	classe	Punts
MX 85 Cadet										
1	43	PEREZ GIMENEZ, MARC	10	18:35.212		1:40.816	KTM	Mc St.Celoni	MX 85	25
2	4	MOLAS ROCA, ANIOL	10	18:49.484	14.272	1:40.793	KTM	Mc. Segre	MX 85	20
3	207	MARTI CALLEJA, ALEIX	10	18:51.110	15.898	1:41.328	HUSQVARNA	Mc. Segre	MX 85	16
4	22	GALERA OLIVA, JORDI	10	19:11.859	36.647	1:42.449	KTM	Mc. Segre	MX 85	13
5	125	GILI MERIN, GUILLEM	10	19:16.292	41.080	1:43.014	HUSQVARNA	Am Vidreres	MX 85	11
6	26	SALAS PEREZ, PAU	10	19:39.341	1:04.129	1:45.502	KTM	Mc. Calvia	MX 85	10
7	74	SANJUAN PERAL, LIAM	10	19:45.147	1:09.935	1:44.744	KTM	Mc Fonollosa	MX 85	9
8	114	MOLINA GIBELLO, ELOY	10	19:59.208	1:23.996	1:45.990	SIN MARCA	Moto Club Sin L	MX 85	8
9	77	LLULL MATAS, ANDREU	10	20:20.515	1:45.303	1:47.421	SIN MARCA	Cm. Porrerenc	MX 85	7
10	393	GUECHE BEL, CRISTIAN	10	20:21.238	1:46.026	1:48.078	HUSQVARNA	Mc Tot M.Regue	MX 85	6
11	64	PUIG ALVAREZ, XAVIER	9	19:13.581	1 Volta	1:53.424	HUSQVARNA	Mc. Segre	MX 85	5
12	225	MATAMOROS JANSA, IVAN	9	19:13.970	1 Volta	1:53.094	KTM	Mc Constantí	MX 85	4
13	5	CORDERO SOTO, ERIK	9	19:15.800	1 Volta	1:51.924	KTM	Em Castellbisba	MX 85	3
14	226	MORENO LARA, ADAM	9	19:22.512	1 Volta	1:51.932	SIN MARCA	P.M.B.	MX 85	2
15	230	LOPEZ MAYOL, AARON	9	19:47.095	1 Volta	1:55.582	SIN MARCA	MC C.Taulé	MX 85	1
16	65	CARNE RODRIGUEZ, JOSEP	9	19:49.665	1 Volta	1:56.008	SIN MARCA	MC C.Taulé	MX 85	1
17	214	BERGAS FEMENIAS, TOMEU	8	20:03.224	2 Voltes	2:04.760	SIN MARCA	Moto Club Cop	MX 85	1

MX 85 Juvenil										
Pos.	Núm.	Nom	Voltes	Total Ts	Dif	Millor Tm	Moto	Club	classe	Punts
1	351	PRAT SENDRA, CARLOS	10	18:34.794		1:39.654	SIN MARCA	Mc. Segre	MX 85	25
2	243	ROJAS VIÑAS, NIL	10	19:17.285	42.491	1:43.166	KTM	MC Llivia	MX 85	20
3	6	PIERA GABERNET, BIEL	10	19:24.415	49.621	1:43.858	KTM	Mc. Segre	MX 85	16
4	312	SARDA OLIVE, JOSEP	10	20:22.973	1:48.179	1:48.832	KTM	Mc VDB	MX 85	13
5	306	SUREDA PUIGROS, JOAN	9	18:41.466	1 Volta	1:48.245	SIN MARCA	Mc. Fora Vila M	MX 85	11
6	56	SOLA CORTES, PEP	9	18:47.226	1 Volta	1:50.622	KTM	Mc St.Celoni	MX 85	10
7	16	JOSA ANGLES, JAN	9	19:05.474	1 Volta	1:51.039	SIN MARCA	Mc Francolí	MX 85	9
8	37	FERRER FECED, MARC	9	19:11.626	1 Volta	1:52.932	SIN MARCA	Mc. Segre	MX 85	8
9	501	MORILLA SANJUAN, DIEGO	9	19:18.010	1 Volta	1:51.133	SIN MARCA	Correcaminos M	MX 85	7
10	71	RUZ BOADELLA, MARTI	9	19:23.101	1 Volta	1:52.602	KTM	Peu a Baix	MX 85	6
11	14	COBO CARBONERO, SERGI	9	19:28.499	1 Volta	1:53.748	KTM	MC C.Taulé	MX 85	5
12	7	RAMOS MUNTAL, ADAM	9	19:31.617	1 Volta	1:52.488	SIN MARCA	Em Castellbisba	MX 85	4
13	25	UCAR SANCHEZ, POL	9	20:11.368	1 Volta	1:58.706	SIN MARCA	Racc M.S.	MX 85	3
14	95	CASTELLA SUBIRANA, OT	9	20:29.419	1 Volta	1:53.162	SIN MARCA	Olvan Benz.Ner	MX 85	2
15	12	FRANQUET BONET, CARLOS	8	18:51.137	2 Voltes	2:02.206	KAWASAKI	Racc M.S.	MX 85	1
16	72	ROSA CURTO, DAVID	8	19:54.075	2 Voltes	2:02.113	SIN MARCA	Mc Tot M.Regue	MX 85	1

Marge de victòria	Velocitat mitja	Millor temps de volta	Millor vel.	Millor volta per
0.418	64,586	1:39.654	72,250	351 - PRAT SENDRA, CARLOS

Cap de cronometratge / Director de Cursa / President del jurat Orbits

Lliga Catalana de Motocròs - Salomó

Volta a volta


MX 85

Circuit Les Fontanes 2,000 km

Carrera 1

08/06/2019 11:05

Cursa (15:00 i 2 Voltes) started at 11:09:48



Competidors	Voltes											
	0	1	2	3	4	5	6	7	8	9	10	
MOLAS ROCA, ANIOL (4)	1	4	4	4	4	4	351	351	351	351	351	351
PRAT SENDRA, CARLOS (351)	2	351	351	351	43	43	43	43	43	43	43	43
PEREZ GIMENEZ, MARC (43)	3	43	43	43	351	351	4	4	4	4	4	4
MARTI CALLEJA, ALEIX (207)	4	207	207	207	207	207	207	207	207	207	207	207
GALERA OLIVA, JORDI (22)	5	22	22	22	22	22	22	22	22	22	22	22
GILI MERIN, GUILLEM (125)	6	125	125	125	125	125	125	125	125	125	125	125
SALAS PEREZ, PAU (26)	7	26	26	26	243	243	243	243	243	243	243	243
ROJAS VIÑAS, NIL (243)	8	243	243	243	26	26	6	6	6	6	6	6
SUREDA PUIGROS, JOAN (306)	9	306	6	6	6	6	26	26	26	26	26	26
SARDA OLIVE, JOSEP (312)	10	312	306	74	74	74	74	74	74	74	74	74
PIERA GABERNET, BIEL (6)	11	6	74	306	77	77	114	114	114	114	114	114
SANJUAN PERAL, LIAM (74)	12	74	77	77	114	114	77	77	77	77	77	77
LLULL MATAS, ANDREU (77)	13	77	312	114	393	393	393	393	393	393	393	393
GUECHE BEL, CRISTIAN (393)	14	393	393	393	56	312	312	312	312	312	312	312
SOLA CORTES, PEP (56)	15	56	114	56	312	56	306	306	306	306	306	306
CASTELLA SUBIRANA, OT (95)	16	95	56	95	95	306	56	56	56	56	56	56
MOLINA GIBELLO, ELOY (114)	17	114	95	312	306	95	95	95	37	16	16	16
FERRER FECED, MARC (37)	18	37	71	71	37	37	37	37	16	37	37	37
RUZ BOADELLA, MARTI (71)	19	71	37	37	64	16	16	16	64	64	64	64
PUIG ALVAREZ, XAVIER (64)	20	64	64	64	14	64	64	64	95	225	225	225
COBO CARBONERO, SERGI (14)	21	14	14	14	16	14	14	225	225	5	5	5
CARNE RODRIGUEZ, JOSEP (65)	22	65	65	225	225	225	225	14	5	501	501	501
MATAMOROS JANSÀ, IVAN (225)	23	225	225	16	7	7	5	5	226	226	226	226
CORDERO SOTO, ERIK (5)	24	5	16	65	5	5	7	7	14	71	71	71
JOSA ANGLES, JAN (16)	25	16	5	7	71	71	71	226	501	14	14	14
RAMOS MUNTAL, ADAM (7)	26	7	7	5	226	226	226	501	7	7	7	7
LOPEZ MAYOL, AARON (230)	27	230	230	226	65	501	501	71	71	230	230	230
UCAR SANCHEZ, POL (25)	28	25	25	501	501	65	65	65	65	65	65	65
FRANQUET BONET, CARLOS (12)	29	12	226	25	25	230	230	230	230	25	25	25
ROSA CURTO, DAVID (72)	30	72	501	230	230	25	25	25	25	95	95	95
MORENO LARA, ADAM (226)	31	226	12	12	12	12	12	12	12	12	12	12
BERGAS FEMENIAS, TOMEU (214)	32	214	72	72	72	72	72	72	72	72	72	72
MORILLA SANJUAN, DIEGO (501)	33	501	214	214	214	214	214	214	214	214	214	214

Cap de cronometratge / Director de Cursa / President del jurat

Orbits



Lliga Catalana de Motocròs - Salomó

MX 85

Circuit Les Fontanes 2,000 km

Carrera 1

08/06/2019 11:05

Cursa (15:00 i 2 Voltes) started at 11:09:48

Lap	Lap Tm	Diff	Time of Day
(351) PRAT SENDRA, CARLOS			
1	1:41.916	+2.262	11:13:08.044
2	1:41.071	+1.417	11:14:49.115
3	1:42.667	+3.013	11:16:31.782
4	1:41.208	+1.554	11:18:12.990
5	1:42.285	+2.631	11:19:55.275
6	1:39.654		11:21:34.929
7	1:42.769	+3.115	11:23:17.698
8	1:42.214	+2.560	11:24:59.912
9	1:41.737	+2.083	11:26:41.649
10	1:41.531	+1.877	11:28:23.180

Lap	Lap Tm	Diff	Time of Day
(43) PEREZ GIMENEZ, MARC			
1	1:41.905	+1.089	11:13:08.927
2	1:40.816		11:14:49.743
3	1:40.909	+0.093	11:16:30.652
4	1:41.528	+0.712	11:18:12.180
5	1:43.733	+2.917	11:19:55.913
6	1:41.372	+0.556	11:21:37.285
7	1:41.958	+1.142	11:23:19.243
8	1:41.597	+0.781	11:25:00.840
9	1:41.518	+0.702	11:26:42.358
10	1:41.240	+0.424	11:28:23.598

Lap	Lap Tm	Diff	Time of Day
(4) MOLAS ROCA, ANIOL			
1	1:41.781	+0.988	11:13:07.663
2	1:40.793		11:14:48.456
3	1:41.829	+1.036	11:16:30.285
4	1:41.416	+0.623	11:18:11.701
5	1:47.001	+6.208	11:19:58.702
6	1:43.326	+2.533	11:21:42.028
7	1:42.658	+1.865	11:23:24.686
8	1:46.923	+6.130	11:25:11.609
9	1:43.891	+3.098	11:26:55.500
10	1:42.370	+1.577	11:28:37.870

Lap	Lap Tm	Diff	Time of Day
(207) MARTI CALLEJA, ALEIX			
1	1:42.728	+1.400	11:13:11.314
2	1:41.328		11:14:52.642
3	1:42.584	+1.256	11:16:35.226
4	1:42.091	+0.763	11:18:17.317
5	1:42.100	+0.772	11:19:59.417
6	1:43.465	+2.137	11:21:42.882
7	1:42.707	+1.379	11:23:25.589
8	1:46.339	+5.011	11:25:11.928
9	1:44.617	+3.289	11:26:56.545
10	1:42.951	+1.623	11:28:39.496

Lap	Lap Tm	Diff	Time of Day
(22) GALERA OLIVA, JORDI			
1	1:44.519	+2.070	11:13:15.019
2	1:43.302	+0.853	11:14:58.321
3	1:42.449		11:16:40.770
4	1:43.428	+0.979	11:18:24.198
5	1:44.534	+2.085	11:20:08.732
6	1:43.188	+0.739	11:21:51.920
7	1:43.842	+1.393	11:23:35.762
8	1:45.269	+2.820	11:25:21.031
9	1:49.956	+7.507	11:27:10.987
10	1:49.258	+6.809	11:29:00.245

Lap	Lap Tm	Diff	Time of Day
(125) GILI MERIN, GUILLEM			
1	1:44.935	+1.921	11:13:16.121
2	1:43.219	+0.205	11:14:59.340
3	1:43.014		11:16:42.354
4	1:43.136	+0.122	11:18:25.490

Lap	Lap Tm	Diff	Time of Day
5	1:44.443	+1.429	11:20:09.933
6	1:45.423	+2.409	11:21:55.356
7	1:46.628	+3.614	11:23:41.984
8	1:46.668	+3.654	11:25:28.652
9	1:48.122	+5.108	11:27:16.774
10	1:47.904	+4.890	11:29:04.678

Lap	Lap Tm	Diff	Time of Day
(243) ROJAS VIÑAS, NIL			
1	1:45.637	+2.471	11:13:19.451
2	1:45.668	+2.502	11:15:05.119
3	1:45.295	+2.129	11:16:50.414
4	1:44.060	+0.894	11:18:34.474
5	1:45.611	+2.445	11:20:20.085
6	1:43.166		11:22:03.251
7	1:43.664	+0.498	11:23:46.915
8	1:43.430	+0.264	11:25:30.345
9	1:46.745	+3.579	11:27:17.090
10	1:48.581	+5.415	11:29:05.671

Lap	Lap Tm	Diff	Time of Day
(6) PIERA GABERNET, BIEL			
1	1:45.935	+2.077	11:13:25.642
2	1:45.109	+1.251	11:15:10.751
3	1:46.198	+2.340	11:16:56.949
4	1:44.017	+0.159	11:18:40.966
5	1:45.386	+1.528	11:20:26.352
6	1:43.879	+0.021	11:22:10.231
7	1:43.951	+0.093	11:23:54.182
8	1:43.858		11:25:38.040
9	1:45.425	+1.567	11:27:23.465
10	1:49.336	+5.478	11:29:12.801

Lap	Lap Tm	Diff	Time of Day
(26) SALAS PEREZ, PAU			
1	1:45.909	+0.407	11:13:18.438
2	1:46.104	+0.602	11:15:04.542
3	1:48.387	+2.885	11:16:52.929
4	1:46.853	+1.351	11:18:39.782
5	1:48.688	+3.186	11:20:28.470
6	1:46.426	+0.924	11:22:14.896
7	1:45.502		11:24:00.398
8	1:49.333	+3.831	11:25:49.731
9	1:49.456	+3.954	11:27:39.187
10	1:48.540	+3.038	11:29:27.727

Lap	Lap Tm	Diff	Time of Day
(74) SANJUAN PERAL, LIAM			
1	1:49.233	+4.489	11:13:29.362
2	1:44.861	+0.117	11:15:14.223
3	1:44.961	+0.217	11:16:59.184
4	1:44.744		11:18:43.928
5	1:45.737	+0.993	11:20:29.665
6	1:45.627	+0.883	11:22:15.292
7	1:45.974	+1.230	11:24:01.266
8	2:00.244	+15.500	11:26:01.510
9	1:45.612	+0.868	11:27:47.122
10	1:46.411	+1.667	11:29:33.533

Lap	Lap Tm	Diff	Time of Day
(114) MOLINA GIBELLO, ELOY			
1	1:49.002	+3.012	11:13:35.077
2	1:48.554	+2.564	11:15:23.631
3	1:48.722	+2.732	11:17:12.353
4	1:46.180	+0.190	11:18:58.533
5	1:47.238	+1.248	11:20:45.771
6	1:45.990		11:22:31.761
7	1:48.621	+2.631	11:24:20.382
8	1:48.601	+2.611	11:26:08.983
9	1:48.579	+2.589	11:27:57.562
10	1:50.032	+4.042	11:29:47.594

Lap	Lap Tm	Diff	Time of Day
(77) LLULL MATAS, ANDREU			
1	1:48.961	+1.540	11:13:29.812
2	1:47.692	+0.271	11:15:17.504
3	1:47.421		11:17:04.925
4	1:49.842	+2.421	11:18:54.767
5	1:51.674	+4.253	11:20:46.441
6	1:52.325	+4.904	11:22:38.766
7	1:52.930	+5.509	11:24:31.696
8	1:53.682	+6.261	11:26:25.378
9	1:52.315	+4.894	11:28:17.693
10	1:51.208	+3.787	11:30:08.901

Lap	Lap Tm	Diff	Time of Day
(393) GUECHE BEL, CRISTIAN			
1	1:52.200	+4.122	11:13:34.509
2	1:51.929	+3.851	11:15:26.438
3	1:52.097	+4.019	11:17:18.535
4	1:52.031	+3.953	11:19:10.566
5	1:51.668	+3.590	11:21:02.234
6	1:48.078		11:22:50.312
7	1:49.916	+1.838	11:24:40.228
8	1:49.373	+1.295	11:26:29.601
9	1:49.895	+1.817	11:28:19.496
10	1:50.128	+2.050	11:30:09.624

Lap	Lap Tm	Diff	Time of Day
(312) SARDA OLIVE, JOSEP			
1	1:51.762	+2.930	11:13:31.126
2	2:01.649	+12.817	11:15:32.775
3	1:50.775	+1.943	11:17:23.550
4	1:49.505	+0.673	11:19:13.055
5	1:49.741	+0.909	11:21:02.796
6	1:49.312	+0.480	11:22:52.108
7	1:48.832		11:24:40.940
8	1:49.535	+0.703	11:26:30.475
9	1:49.564	+0.732	11:28:20.039
10	1:51.320	+2.488	11:30:11.359

Lap	Lap Tm	Diff	Time of Day
(306) SUREDA PUIGROS, JOAN			
1	1:49.930	+1.685	11:13:28.662
2	1:48.245		11:15:16.907
3	2:10.874	+22.629	11:17:27.781
4	1:50.486	+2.241	11:19:18.267
5	1:49.716	+1.471	11:21:07.983
6	1:50.324	+2.079	11:22:58.307
7	1:51.234	+2.989	11:24:49.541
8	1:50.640	+2.395	11:26:40.181
9	1:49.671	+1.426	11:28:29.852

Lap	Lap Tm	Diff	Time of Day
(56) SOLA CORTES, PEP			
1	1:53.563	+2.941	11:13:37.867
2	1:52.578	+1.956	11:15:30.445
3	1:52.293	+1.671	11:17:22.738
4	1:53.806	+3.184	11:19:16.544
5	1:53.196	+2.574	11:21:09.740
6	1:50.771	+0.149	11:23:00.511
7	1:50.622		11:24:51.133
8	1:50.785	+0.163	11:26:41.918
9	1:53.694	+3.072	11:28:35.612

Lap	Lap Tm	Diff	Time of Day
(16) JOSA ANGLES, JAN			
1	1:55.766	+4.727	11:13:47.942
2	1:53.280	+2.241	11:15:41.222
3	1:52.501	+1.462	11:17:33.723
4	1:51.039		11:19:24.762
5	1:52.753	+1.714	11:21:17.515
6	1:54.838	+3.799	11:23:12.353

Cap de cronometratge / Director de Cursa / President del jurat

Orbits



Lliga Catalana de Motocròs - Salomó

MX 85

Circuit Les Fontanes 2,000 km

Carrera 1

08/06/2019 11:05

Cursa (15:00 i 2 Voltes) started at 11:09:48

Lap	Lap Tm	Diff	Time of Day
7	1:53.867	+2.828	11:25:06.220
8	1:53.651	+2.612	11:26:59.871
9	1:53.989	+2.950	11:28:53.860

(37) FERRER FECED, MARC

Lap	Lap Tm	Diff	Time of Day
1	1:55.334	+2.402	11:13:42.639
2	1:52.932		11:15:35.571
3	1:53.959	+1.027	11:17:29.530
4	1:53.371	+0.439	11:19:22.901
5	1:54.426	+1.494	11:21:17.327
6	1:54.695	+1.763	11:23:12.022
7	1:53.727	+0.795	11:25:05.749
8	1:54.292	+1.360	11:27:00.041
9	1:59.971	+7.039	11:29:00.012

(64) PUIG ALVAREZ, XAVIER

Lap	Lap Tm	Diff	Time of Day
1	1:54.459	+1.035	11:13:43.640
2	1:53.868	+0.444	11:15:37.508
3	1:53.424		11:17:30.932
4	1:53.895	+0.471	11:19:24.827
5	1:54.591	+1.167	11:21:19.418
6	1:55.873	+2.449	11:23:15.291
7	1:55.910	+2.486	11:25:11.201
8	1:55.551	+2.127	11:27:06.752
9	1:55.215	+1.791	11:29:01.967

(225) MATAMOROS JANSA, IVAN

Lap	Lap Tm	Diff	Time of Day
1	1:55.548	+2.454	11:13:46.951
2	1:53.434	+0.340	11:15:40.385
3	1:53.970	+0.876	11:17:34.355
4	1:56.000	+2.906	11:19:30.355
5	1:53.094		11:21:23.449
6	1:53.917	+0.823	11:23:17.366
7	1:55.275	+2.181	11:25:12.641
8	1:54.534	+1.440	11:27:07.175
9	1:55.181	+2.087	11:29:02.356

(5) CORDERO SOTO, ERIK

Lap	Lap Tm	Diff	Time of Day
1	1:56.614	+4.690	11:13:48.317
2	1:56.883	+4.959	11:15:45.200
3	1:54.416	+2.492	11:17:39.616
4	1:53.562	+1.638	11:19:33.178
5	1:51.924		11:21:25.102
6	1:55.816	+3.892	11:23:20.918
7	1:55.385	+3.461	11:25:16.303
8	1:54.141	+2.217	11:27:10.444
9	1:53.742	+1.818	11:29:04.186

(501) MORILLA SANJUAN, DIEGO

Lap	Lap Tm	Diff	Time of Day
1	1:54.434	+3.301	11:13:59.115
2	1:53.086	+1.953	11:15:52.201
3	1:52.500	+1.367	11:17:44.701
4	1:54.783	+3.650	11:19:39.484
5	1:51.133		11:21:30.617
6	1:54.857	+3.724	11:23:25.474
7	1:54.369	+3.236	11:25:19.843
8	1:53.098	+1.965	11:27:12.941
9	1:53.455	+2.322	11:29:06.396

(226) MORENO LARA, ADAM

Lap	Lap Tm	Diff	Time of Day
1	1:55.537	+3.605	11:13:57.763
2	1:51.932		11:15:49.695
3	1:53.736	+1.804	11:17:43.431
4	1:52.870	+0.938	11:19:36.301
5	1:52.962	+1.030	11:21:29.263
6	1:54.136	+2.204	11:23:23.399

Lap	Lap Tm	Diff	Time of Day
7	1:54.526	+2.594	11:25:17.925
8	1:55.335	+3.403	11:27:13.260
9	1:57.638	+5.706	11:29:10.898

(71) RUZ BOADELLA, MARTI

Lap	Lap Tm	Diff	Time of Day
1	1:52.602		11:13:40.052
2	1:53.720	+1.118	11:15:33.772
3	2:08.397	+15.795	11:17:42.169
4	1:53.168	+0.566	11:19:35.337
5	1:53.151	+0.549	11:21:28.488
6	2:00.286	+7.684	11:23:28.774
7	1:54.127	+1.525	11:25:22.901
8	1:53.569	+0.967	11:27:16.470
9	1:55.017	+2.415	11:29:11.487

(14) COBO CARBONERO, SERGI

Lap	Lap Tm	Diff	Time of Day
1	1:54.558	+0.810	11:13:44.407
2	1:53.748		11:15:38.155
3	1:54.040	+0.292	11:17:32.195
4	1:55.236	+1.488	11:19:27.431
5	1:55.172	+1.424	11:21:22.603
6	1:57.228	+3.480	11:23:19.831
7	1:59.557	+5.809	11:25:19.388
8	2:01.030	+7.282	11:27:20.418
9	1:56.467	+2.719	11:29:16.885

(7) RAMOS MUNTAL, ADAM

Lap	Lap Tm	Diff	Time of Day
1	1:56.330	+3.842	11:13:49.223
2	1:55.343	+2.855	11:15:44.566
3	1:54.118	+1.630	11:17:38.684
4	1:52.488		11:19:31.172
5	1:54.975	+2.487	11:21:26.147
6	1:56.202	+3.714	11:23:22.349
7	1:58.450	+5.962	11:25:20.799
8	2:00.294	+7.806	11:27:21.093
9	1:58.910	+6.422	11:29:20.003

(230) LOPEZ MAYOL, AARON

Lap	Lap Tm	Diff	Time of Day
1	1:57.722	+2.140	11:13:51.787
2	2:07.590	+12.008	11:15:59.377
3	1:55.582		11:17:54.959
4	1:56.160	+0.578	11:19:51.119
5	1:57.042	+1.460	11:21:48.161
6	1:58.385	+2.803	11:23:46.546
7	1:55.944	+0.362	11:25:42.490
8	1:56.232	+0.650	11:27:38.722
9	1:56.759	+1.177	11:29:35.481

(65) CARNE RODRIGUEZ, JOSEP

Lap	Lap Tm	Diff	Time of Day
1	1:56.008		11:13:46.450
2	1:57.369	+1.361	11:15:43.819
3	2:00.358	+4.350	11:17:44.177
4	1:57.685	+1.677	11:19:41.862
5	1:58.546	+2.538	11:21:40.408
6	1:59.828	+3.820	11:23:40.236
7	2:00.565	+4.557	11:25:40.801
8	2:00.552	+4.544	11:27:41.353
9	1:56.698	+0.690	11:29:38.051

(25) UCAR SANCHEZ, POL

Lap	Lap Tm	Diff	Time of Day
1	1:59.090	+0.384	11:13:54.011
2	2:00.554	+1.848	11:15:54.565
3	1:58.706		11:17:53.271
4	1:59.270	+0.564	11:19:52.541
5	2:01.474	+2.768	11:21:54.015
6	2:01.662	+2.956	11:23:55.677

Lap	Lap Tm	Diff	Time of Day
7	2:03.019	+4.313	11:25:58.696
8	2:01.952	+3.246	11:28:00.648
9	1:59.106	+0.400	11:29:59.754

(95) CASTELLA SUBIRANA, OT

Lap	Lap Tm	Diff	Time of Day
1	1:53.568	+0.406	11:13:39.093
2	1:53.162		11:15:32.255
3	1:54.311	+1.149	11:17:26.566
4	1:53.235	+0.073	11:19:19.801
5	1:53.960	+0.798	11:21:13.761
6	1:54.904	+1.742	11:23:08.665
7	2:02.630	+9.468	11:25:11.295
8	2:52.459	+59.297	11:28:03.754
9	2:14.051	+20.889	11:30:17.805

(12) FRANQUET BONET, CARLOS

Lap	Lap Tm	Diff	Time of Day
1	2:04.068	+1.862	11:13:59.427
2	2:03.936	+1.730	11:16:03.363
3	2:02.206		11:18:05.569
4	2:04.358	+2.152	11:20:09.927
5	2:05.661	+3.455	11:22:15.588
6	2:06.098	+3.892	11:24:21.686
7	2:06.977	+4.771	11:26:28.663
8	2:10.860	+8.654	11:28:39.523

(72) ROSA CURTO, DAVID

Lap	Lap Tm	Diff	Time of Day
1	2:02.113		11:14:01.222
2	2:03.709	+1.596	11:16:04.931
3	2:12.506	+10.393	11:18:17.437
4	2:16.139	+14.026	11:20:33.576
5	2:20.089	+17.976	11:22:53.665
6	2:29.382	+27.269	11:25:23.047
7	2:13.988	+11.875	11:27:37.035
8	2:05.426	+3.313	11:29:42.461

(214) BERGAS FEMENIAS, TOMEU

Lap	Lap Tm	Diff	Time of Day
1	2:07.582	+2.822	11:14:11.990
2	2:04.760		11:16:16.750
3	2:06.682	+1.922	11:18:23.432
4	2:44.293	+39.533	11:21:07.725
5	2:09.068	+4.308	11:23:16.793
6	2:11.463	+6.703	11:25:28.256
7	2:10.214	+5.454	11:27:38.470
8	2:13.140	+8.380	11:29:51.610



Lliga Catalana de Motocròs - Salomó

classificat per voltes

MX 85

Circuit Les Fontanes 2,000 km

Carrera 2

08/06/2019 12:37

Cursa (15:00 i 2 Voltes) started at 13:00:07

Pos.	Núm.	Nom	Voltes	Total Ts	Dif	Millor Tm	Moto	Club	classe	Punts
1	351	PRAT SENDRA, CARLOS	10	19:15.264		1:42.358	SIN MARCA	Mc. Segre	MX 85	25
2	22	GALERA OLIVA, JORDI	10	19:18.856	3.592	1:44.223	KTM	Mc. Segre	MX 85	25
3	6	PIERA GABERNET, BIEL	10	19:21.466	6.202	1:43.563	KTM	Mc. Segre	MX 85	20
4	243	ROJAS VIÑAS, NIL	10	19:22.733	7.469	1:43.369	KTM	MC Llívia	MX 85	16
5	207	MARTI CALLEJA, ALEIX	10	19:29.262	13.998	1:42.315	HUSQVARNA	Mc. Segre	MX 85	20
6	26	SALAS PEREZ, PAU	10	19:30.302	15.038	1:44.294	KTM	Mc. Calvia	MX 85	16
7	4	MOLAS ROCA, ANIOL	10	19:30.626	15.362	1:43.510	KTM	Mc. Segre	MX 85	13
8	114	MOLINA GIBELLO, ELOY	10	19:32.025	16.761	1:44.884	SIN MARCA	Moto Club Sin L	MX 85	11
9	74	SANJUAN PERAL, LIAM	10	20:11.089	55.825	1:46.155	KTM	Mc Fonollosa	MX 85	10
10	306	SUREDA PUIGROS, JOAN	10	20:22.639	1:07.375	1:48.509	SIN MARCA	Mc. Fora Vila M	MX 85	13
11	77	LLULL MATAS, ANDREU	10	20:26.911	1:11.647	1:48.173	SIN MARCA	Cm. Porrerenc	MX 85	9
12	43	PEREZ GIMENEZ, MARC	10	20:35.469	1:20.205	1:44.638	KTM	Mc St.Celoni	MX 85	8
13	393	GUECHE BEL, CRISTIAN	10	20:40.245	1:24.981	1:50.884	HUSQVARNA	Mc Tot M.Regue	MX 85	7
14	312	SARDA OLIVE, JOSEP	10	20:42.387	1:27.123	1:50.962	KTM	Mc VDB	MX 85	11
15	64	PUIG ALVAREZ, XAVIER	9	19:20.591	1 Volta	1:53.300	HUSQVARNA	Mc. Segre	MX 85	6
16	71	RUZ BOADELLA, MARTI	9	19:24.053	1 Volta	1:50.951	KTM	Peu a Baix	MX 85	10
17	5	CORDERO SOTO, ERIK	9	19:24.807	1 Volta	1:53.848	KTM	Em Castellbisba	MX 85	5
18	226	MORENO LARA, ADAM	9	19:29.149	1 Volta	1:52.781	SIN MARCA	P.M.B.	MX 85	4
19	56	SOLA CORTES, PEP	9	19:40.078	1 Volta	1:51.324	KTM	Mc St.Celoni	MX 85	9
20	95	CASTELLA SUBIRANA, OT	9	19:41.303	1 Volta	1:56.689	SIN MARCA	Olvan Benz.Ner	MX 85	8
21	37	FERRER FECED, MARC	9	19:51.596	1 Volta	1:55.140	SIN MARCA	Mc. Segre	MX 85	7
22	230	LOPEZ MAYOL, AARON	9	19:55.067	1 Volta	1:56.913	SIN MARCA	MC C.Taulé	MX 85	3
23	7	RAMOS MUNTAL, ADAM	9	19:55.903	1 Volta	1:56.472	SIN MARCA	Em Castellbisba	MX 85	6
24	225	MATAMOROS JANSÀ, IVAN	9	19:59.294	1 Volta	1:57.147	KTM	Mc Constantí	MX 85	2
25	14	COBO CARBONERO, SERGI	9	20:00.758	1 Volta	1:56.711	KTM	MC C.Taulé	MX 85	5
26	65	CARNE RODRIGUEZ, JOSEP	9	20:16.605	1 Volta	1:57.153	SIN MARCA	MC C.Taulé	MX 85	1
27	25	UCAR SANCHEZ, POL	9	20:38.778	1 Volta	2:00.066	SIN MARCA	Racc M.S.	MX 85	4
28	214	BERGAS FEMENIAS, TOMEU	9	20:53.335	1 Volta	2:01.395	SIN MARCA	Moto Club Cop	MX 85	1
29	12	FRANQUET BONET, CARLOS	9	20:54.458	1 Volta	2:02.048	KAWASAKI	Racc M.S.	MX 85	3
30	72	ROSA CURTO, DAVID	8	20:02.075	2 Voltes	2:02.621	SIN MARCA	Mc Tot M.Regue	MX 85	2

No classificat

NT	501	MORILLA SANJUAN, DIEGO	7	17:06.788	NT	1:57.521	SIN MARCA	Correcaminos M	MX 85	0
NT	125	GILI MERIN, GUILLEM	3	7:54.122	NT	1:47.980	HUSQVARNA	Am Vidreres	MX 85	0
NT	16	JOSA ANGLES, JAN	3	7:56.306	NT	1:55.380	SIN MARCA	Mc Francolí	MX 85	0

Marge de victòria	Velocitat mitja	Millor temps de volta	Millor vel.	Millor volta per
3.592	62,323	1:42.315	70,371	207 - MARTI CALLEJA, ALEIX

Cap de cronometratge / Director de Cursa / President del jurat

Orbits

Lliga Catalana de Motocròs - Salomó
classificat per voltes

MX 85	Circuit Les Fontanes 2,000 km
Carrera 2	08/06/2019 12:37
Cursa (15:00 i 2 Voltes) started at 13:00:07	

Pos.	Núm.	Nom	Voltes	Total Ts	Dif	Millor Tm	Moto	Club	classe	Punts
MX 85 Cadet										
1	22	GALERA OLIVA, JORDI	10	19:18.856		1:44.223	KTM	Mc. Segre	MX 85	25
2	207	MARTI CALLEJA, ALEIX	10	19:29.262	10.406	1:42.315	HUSQVARNA	Mc. Segre	MX 85	20
3	26	SALAS PEREZ, PAU	10	19:30.302	11.446	1:44.294	KTM	Mc. Calvia	MX 85	16
4	4	MOLAS ROCA, ANIOL	10	19:30.626	11.770	1:43.510	KTM	Mc. Segre	MX 85	13
5	114	MOLINA GIBELLO, ELOY	10	19:32.025	13.169	1:44.884	SIN MARCA	Moto Club Sin L	MX 85	11
6	74	SANJUAN PERAL, LIAM	10	20:11.089	52.233	1:46.155	KTM	Mc Fonollosa	MX 85	10
7	77	LLULL MATAS, ANDREU	10	20:26.911	1:08.055	1:48.173	SIN MARCA	Cm. Porrerenc	MX 85	9
8	43	PEREZ GIMENEZ, MARC	10	20:35.469	1:16.613	1:44.638	KTM	Mc St.Celoni	MX 85	8
9	393	GUECHE BEL, CRISTIAN	10	20:40.245	1:21.389	1:50.884	HUSQVARNA	Mc Tot M.Regue	MX 85	7
10	64	PUIG ALVAREZ, XAVIER	9	19:20.591	1 Volta	1:53.300	HUSQVARNA	Mc. Segre	MX 85	6
11	5	CORDERO SOTO, ERIK	9	19:24.807	1 Volta	1:53.848	KTM	Em Castellbisba	MX 85	5
12	226	MORENO LARA, ADAM	9	19:29.149	1 Volta	1:52.781	SIN MARCA	P.M.B.	MX 85	4
13	230	LOPEZ MAYOL, AARON	9	19:55.067	1 Volta	1:56.913	SIN MARCA	MC C.Taulé	MX 85	3
14	225	MATAMOROS JANSÀ, IVAN	9	19:59.294	1 Volta	1:57.147	KTM	Mc Constantí	MX 85	2
15	65	CARNE RODRIGUEZ, JOSEP	9	20:16.605	1 Volta	1:57.153	SIN MARCA	MC C.Taulé	MX 85	1
16	214	BERGAS FEMENIAS, TOMEU	9	20:53.335	1 Volta	2:01.395	SIN MARCA	Moto Club Cop	MX 85	1

No classificat										
NT	125	GILI MERIN, GUILLEM	3	7:54.122	NT	1:47.980	HUSQVARNA	Am Vidreres	MX 85	0

Pos.	Núm.	Nom	Voltes	Total Ts	Dif	Millor Tm	Moto	Club	classe	Punts
MX 85 Juvenil										
1	351	PRAT SENDRA, CARLOS	10	19:15.264		1:42.358	SIN MARCA	Mc. Segre	MX 85	25
2	6	PIERA GABERNET, BIEL	10	19:21.466	6.202	1:43.563	KTM	Mc. Segre	MX 85	20
3	243	ROJAS VIÑAS, NIL	10	19:22.733	7.469	1:43.369	KTM	MC Llivia	MX 85	16
4	306	SUREDA PUIGROS, JOAN	10	20:22.639	1:07.375	1:48.509	SIN MARCA	Mc. Fora Vila M	MX 85	13
5	312	SARDA OLIVE, JOSEP	10	20:42.387	1:27.123	1:50.962	KTM	Mc VDB	MX 85	11
6	71	RUZ BOADELLA, MARTI	9	19:24.053	1 Volta	1:50.951	KTM	Peu a Baix	MX 85	10
7	56	SOLA CORTES, PEP	9	19:40.078	1 Volta	1:51.324	KTM	Mc St.Celoni	MX 85	9
8	95	CASTELLA SUBIRANA, OT	9	19:41.303	1 Volta	1:56.689	SIN MARCA	Olvan Benz.Ner	MX 85	8
9	37	FERRER FECED, MARC	9	19:51.596	1 Volta	1:55.140	SIN MARCA	Mc. Segre	MX 85	7
10	7	RAMOS MUNTAL, ADAM	9	19:55.903	1 Volta	1:56.472	SIN MARCA	Em Castellbisba	MX 85	6
11	14	COBO CARBONERO, SERGI	9	20:00.758	1 Volta	1:56.711	KTM	MC C.Taulé	MX 85	5
12	25	UCAR SANCHEZ, POL	9	20:38.778	1 Volta	2:00.066	SIN MARCA	Racc M.S.	MX 85	4
13	12	FRANQUET BONET, CARLOS	9	20:54.458	1 Volta	2:02.048	KAWASAKI	Racc M.S.	MX 85	3
14	72	ROSA CURTO, DAVID	8	20:02.075	2 Voltes	2:02.621	SIN MARCA	Mc Tot M.Regue	MX 85	2

No classificat										
NT	501	MORILLA SANJUAN, DIEGO	7	17:06.788	NT	1:57.521	SIN MARCA	Correcaminos M	MX 85	0
NT	16	JOSA ANGLES, JAN	3	7:56.306	NT	1:55.380	SIN MARCA	Mc Francolí	MX 85	0

Marge de victòria	Velocitat mitja	Millor temps de volta	Millor vel.	Millor volta per
3.592	62,323	1:42.315	70,371	207 - MARTI CALLEJA, ALEIX

Cap de cronometratge / Director de Cursa / President del jurat **Orbits**

Lliga Catalana de Motocròs - Salomó

Volta a volta

MX 85

Circuit Les Fontanes 2,000 km

Carrera 2

08/06/2019 12:37

Cursa (15:00 i 2 Voltes) started at 13:00:07

Competidors	Voltes											
	0	1	2	3	4	5	6	7	8	9	10	
GALERA OLIVA, JORDI (22)	1	22	22	22	22	22	22	22	22	22	351	351
PIERA GABERNET, BIEL (6)	2	6	6	6	6	6	6	6	6	351	22	22
ROJAS VIÑAS, NIL (243)	3	243	243	43	243	243	243	243	243	6	6	6
MOLAS ROCA, ANIOL (4)	4	4	43	243	4	4	4	4	351	243	243	243
PEREZ GIMENEZ, MARC (43)	5	43	4	4	351	351	351	351	4	4	4	207
MORENO LARA, ADAM (226)	6	226	114	351	207	207	207	114	207	207	207	26
LLULL MATAS, ANDREU (77)	7	77	77	114	114	114	114	207	114	114	114	4
MOLINA GIBELLO, ELOY (114)	8	114	207	207	26	26	26	26	26	26	26	114
SALAS PEREZ, PAU (26)	9	26	351	77	77	77	77	74	74	74	74	74
GUECHE BEL, CRISTIAN (393)	10	393	26	26	74	74	74	77	77	77	77	306
MARTI CALLEJA, ALEIX (207)	11	207	226	226	306	306	306	306	306	306	306	77
SUREDA PUIGROS, JOAN (306)	12	306	393	306	226	393	393	393	393	393	393	43
SARDA OLIVE, JOSEP (312)	13	312	306	393	393	312	312	312	312	312	312	393
PRAT SENDRA, CARLOS (351)	14	351	312	312	312	71	71	71	71	71	43	312
RUZ BOADELLA, MARTI (71)	15	71	71	74	71	56	56	56	56	56	56	64
SOLA CORTES, PEP (56)	16	56	56	71	56	226	226	226	43	43	71	
PUIG ALVAREZ, XAVIER (64)	17	64	74	56	64	64	64	43	226	226	5	
CORDERO SOTO, ERIK (5)	18	5	64	64	5	5	5	64	64	64	226	
FERRER FECED, MARC (37)	19	37	5	5	37	37	43	5	5	5	56	
CASTELLA SUBIRANA, OT (95)	20	95	37	37	125	43	37	37	95	95	95	
CARNE RODRIGUEZ, JOSEP (65)	21	65	95	95	95	95	95	95	37	37	37	
LOPEZ MAYOL, AARON (230)	22	230	230	230	16	230	230	230	230	230	230	
RAMOS MUNTAL, ADAM (7)	23	7	7	16	230	7	7	7	7	7	7	
MORILLA SANJUAN, DIEGO (501)	24	501	501	7	7	501	501	225	14	225	225	
SANJUAN PERAL, LIAM (74)	25	74	16	501	501	225	225	14	225	14	14	
MATAMOROS JANSA, IVAN (225)	26	225	225	125	225	14	14	65	65	65	65	
JOSA ANGLES, JAN (16)	27	16	14	225	14	65	65	501	25	25	25	
UCAR SANCHEZ, POL (25)	28	25	25	14	43	25	25	25	214	214	214	
FRANQUET BONET, CARLOS (12)	29	12	65	25	25	214	214	214	12	12	12	
COBO CARBONERO, SERGI (14)	30	14	125	65	65	12	12	12	501	72		
BERGAS FEMENIAS, TOMEU (214)	31	214	214	214	214	72	72	72	72			
ROSA CURTO, DAVID (72)	32	72	12	12	12							
GILI MERIN, GUILLEM (125)	33	125	72	72	72							

Cap de cronometratge / Director de Cursa / President del jurat

Orbits



Lliga Catalana de Motocròs - Salomó

MX 85

Circuit Les Fontanes 2,000 km

Carrera 2

08/06/2019 12:37

Cursa (15:00 i 2 Voltes) started at 13:00:07

Lap	Lap Tm	Diff	Time of Day
(351) PRAT SENDRA, CARLOS			
1	1:44.626	+2.268	13:03:47.828
2	1:42.358		13:05:30.186
3	1:42.961	+0.603	13:07:13.147
4	1:42.390	+0.032	13:08:55.537
5	1:43.092	+0.734	13:10:38.629
6	1:43.910	+1.552	13:12:22.539
7	1:45.953	+3.595	13:14:08.492
8	1:44.103	+1.745	13:15:52.595
9	1:43.296	+0.938	13:17:35.891
10	1:47.036	+4.678	13:19:22.927

Lap	Lap Tm	Diff	Time of Day
(22) GALERA OLIVA, JORDI			
1	1:45.461	+1.238	13:03:33.972
2	1:44.223		13:05:18.195
3	1:44.373	+0.150	13:07:02.568
4	1:44.334	+0.111	13:08:46.902
5	1:46.631	+2.408	13:10:33.533
6	1:46.081	+1.858	13:12:19.614
7	1:44.896	+0.673	13:14:04.510
8	1:46.936	+2.713	13:15:51.446
9	1:45.937	+1.714	13:17:37.383
10	1:49.136	+4.913	13:19:26.519

Lap	Lap Tm	Diff	Time of Day
(6) PIERA GABERNET, BIEL			
1	1:45.622	+2.059	13:03:35.170
2	1:45.526	+1.963	13:05:20.696
3	1:44.415	+0.852	13:07:05.111
4	1:43.563		13:08:48.674
5	1:45.471	+1.908	13:10:34.145
6	1:46.528	+2.965	13:12:20.673
7	1:46.658	+3.095	13:14:07.331
8	1:48.191	+4.628	13:15:55.522
9	1:45.238	+1.675	13:17:40.760
10	1:48.369	+4.806	13:19:29.129

Lap	Lap Tm	Diff	Time of Day
(243) ROJAS VIÑAS, NIL			
1	1:45.495	+2.126	13:03:36.470
2	1:45.294	+1.925	13:05:21.764
3	1:44.806	+1.437	13:07:06.570
4	1:43.369		13:08:49.939
5	1:45.009	+1.640	13:10:34.948
6	1:46.371	+3.002	13:12:21.319
7	1:46.422	+3.053	13:14:07.741
8	1:48.326	+4.957	13:15:56.067
9	1:45.236	+1.867	13:17:41.303
10	1:49.093	+5.724	13:19:30.396

Lap	Lap Tm	Diff	Time of Day
(207) MARTI CALLEJA, ALEIX			
1	1:46.209	+3.894	13:03:47.198
2	1:44.913	+2.598	13:05:32.111
3	1:44.379	+2.064	13:07:16.490
4	1:42.507	+0.192	13:08:58.997
5	1:42.315		13:10:41.312
6	1:53.764	+11.449	13:12:35.076
7	1:43.800	+1.485	13:14:18.876
8	1:44.854	+2.539	13:16:03.730
9	1:46.766	+4.451	13:17:50.496
10	1:46.429	+4.114	13:19:36.925

Lap	Lap Tm	Diff	Time of Day
(26) SALAS PEREZ, PAU			
1	1:49.638	+5.344	13:03:47.884
2	1:47.753	+3.459	13:05:35.637
3	1:45.982	+1.688	13:07:21.619
4	1:44.728	+0.434	13:09:06.347

Lap	Lap Tm	Diff	Time of Day
5	1:45.808	+1.514	13:10:52.155
6	1:44.858	+0.564	13:12:37.013
7	1:44.804	+0.510	13:14:21.817
8	1:45.332	+1.038	13:16:07.149
9	1:46.522	+2.228	13:17:53.671
10	1:44.294		13:19:37.965

Lap	Lap Tm	Diff	Time of Day
(4) MOLAS ROCA, ANIOL			
1	1:46.079	+2.569	13:03:37.917
2	1:44.973	+1.463	13:05:22.890
3	1:45.075	+1.565	13:07:07.965
4	1:43.876	+0.366	13:08:51.841
5	1:43.510		13:10:35.351
6	1:46.317	+2.807	13:12:21.668
7	1:47.559	+4.049	13:14:09.227
8	1:47.709	+4.199	13:15:56.936
9	1:46.158	+2.648	13:17:43.094
10	1:55.195	+11.685	13:19:38.289

Lap	Lap Tm	Diff	Time of Day
(114) MOLINA GIBELLO, ELOY			
1	1:46.612	+1.728	13:03:43.525
2	1:47.337	+2.453	13:05:30.862
3	1:46.440	+1.556	13:07:17.302
4	1:44.884		13:09:02.186
5	1:45.657	+0.773	13:10:47.843
6	1:46.423	+1.539	13:12:34.266
7	1:45.929	+1.045	13:14:20.195
8	1:45.846	+0.962	13:16:06.041
9	1:46.750	+1.866	13:17:52.791
10	1:46.897	+2.013	13:19:39.688

Lap	Lap Tm	Diff	Time of Day
(74) SANJUAN PERAL, LIAM			
1	1:48.427	+2.272	13:04:01.847
2	1:46.573	+0.418	13:05:48.420
3	1:47.447	+1.292	13:07:35.867
4	1:46.155		13:09:22.022
5	1:46.238	+0.083	13:11:08.260
6	1:46.910	+0.755	13:12:55.170
7	1:48.379	+2.224	13:14:43.549
8	1:48.188	+2.033	13:16:31.737
9	1:49.484	+3.329	13:18:21.221
10	1:57.531	+11.376	13:20:18.752

Lap	Lap Tm	Diff	Time of Day
(306) SUREDA PUIGROS, JOAN			
1	1:51.767	+3.258	13:03:54.035
2	1:50.723	+2.214	13:05:44.758
3	1:51.211	+2.702	13:07:35.969
4	1:51.349	+2.840	13:09:27.318
5	1:49.852	+1.343	13:11:17.170
6	1:51.911	+3.402	13:13:09.081
7	1:51.048	+2.539	13:15:00.129
8	1:51.762	+3.253	13:16:51.891
9	1:49.902	+1.393	13:18:41.793
10	1:48.509		13:20:30.302

Lap	Lap Tm	Diff	Time of Day
(77) LLULL MATAS, ANDREU			
1	1:49.891	+1.718	13:03:46.227
2	1:48.173		13:05:34.400
3	1:48.957	+0.784	13:07:23.357
4	1:50.362	+2.189	13:09:13.719
5	1:53.177	+5.004	13:11:06.896
6	1:51.951	+3.778	13:12:58.847
7	1:54.082	+5.909	13:14:52.929
8	1:54.903	+6.730	13:16:47.832
9	1:53.107	+4.934	13:18:40.939
10	1:53.635	+5.462	13:20:34.574

Lap	Lap Tm	Diff	Time of Day
(43) PEREZ GIMENEZ, MARC			
1	1:44.638		13:03:36.763
2	1:44.807	+0.169	13:05:21.570
3	2:49.922	+1:05.284	13:08:11.492
4	1:47.615	+2.977	13:09:59.107
5	1:46.630	+1.992	13:11:45.737
6	1:47.531	+2.893	13:13:33.268
7	1:46.762	+2.124	13:15:20.030
8	1:46.771	+2.133	13:17:06.801
9	1:48.927	+4.289	13:18:55.728
10	1:47.404	+2.766	13:20:43.132

Lap	Lap Tm	Diff	Time of Day
(393) GUECHE BEL, CRISTIAN			
1	1:52.288	+1.404	13:03:53.074
2	1:53.953	+3.069	13:05:47.027
3	1:53.014	+2.130	13:07:40.041
4	1:50.884		13:09:30.925
5	1:51.382	+0.498	13:11:22.307
6	1:52.800	+1.916	13:13:15.107
7	1:52.507	+1.623	13:15:07.614
8	1:52.887	+2.003	13:17:00.501
9	1:54.346	+3.462	13:18:54.847
10	1:53.061	+2.177	13:20:47.908

Lap	Lap Tm	Diff	Time of Day
(312) SARDA OLIVE, JOSEP			
1	1:51.725	+0.763	13:03:54.577
2	1:52.999	+2.037	13:05:47.576
3	1:53.014	+2.056	13:07:40.594
4	1:50.962		13:09:31.556
5	1:51.374	+0.412	13:11:22.930
6	1:52.773	+1.811	13:13:15.703
7	1:52.718	+1.756	13:15:08.421
8	1:52.967	+2.005	13:17:01.388
9	1:53.979	+3.017	13:18:55.367
10	1:54.683	+3.721	13:20:50.050

Lap	Lap Tm	Diff	Time of Day
(64) PUIG ALVAREZ, XAVIER			
1	1:54.712	+1.412	13:04:02.214
2	1:55.706	+2.406	13:05:57.920
3	1:55.149	+1.849	13:07:53.069
4	1:55.245	+1.945	13:09:48.314
5	1:53.830	+0.530	13:11:42.144
6	1:56.196	+2.896	13:13:38.340
7	1:53.300		13:15:31.640
8	1:54.512	+1.212	13:17:26.152
9	2:02.102	+8.802	13:19:28.254

Lap	Lap Tm	Diff	Time of Day
(71) RUZ BOADELLA, MARTI			
1	1:52.775	+1.824	13:03:57.078
2	1:52.591	+1.640	13:05:49.669
3	1:53.365	+2.414	13:07:43.034
4	1:50.951		13:09:33.985
5	1:51.494	+0.543	13:11:25.479
6	1:53.121	+2.170	13:13:18.600
7	1:52.037	+1.086	13:15:10.637
8	1:52.780	+1.829	13:17:03.417
9	2:28.299	+37.348	13:19:31.716

Lap	Lap Tm	Diff	Time of Day
(5) CORDERO SOTO, ERIK			
1	1:58.005	+4.157	

Lliga Catalana de Motocròs - Salomó

MX 85

Circuit Les Fontanes 2,000 km

Carrera 2

08/06/2019 12:37

Cursa (15:00 i 2 Voltes) started at 13:00:07

Lap	Lap Tm	Diff	Time of Day
7	1:54.755	+0.907	13:15:35.232
8	1:58.301	+4.453	13:17:33.533
9	1:58.937	+5.089	13:19:32.470

(226) MORENO LARA, ADAM

Lap	Lap Tm	Diff	Time of Day
1	1:55.079	+2.298	13:03:50.912
2	1:52.781		13:05:43.693
3	1:55.938	+3.157	13:07:39.631
4	1:57.853	+5.072	13:09:37.484
5	1:56.258	+3.477	13:11:33.742
6	1:55.992	+3.211	13:13:29.734
7	1:58.705	+5.924	13:15:28.439
8	1:56.640	+3.859	13:17:25.079
9	2:11.733	+18.952	13:19:36.812

(56) SOLA CORTES, PEP

Lap	Lap Tm	Diff	Time of Day
1	1:53.131	+1.807	13:03:58.804
2	1:52.507	+1.183	13:05:51.311
3	1:52.830	+1.506	13:07:44.141
4	1:52.180	+0.856	13:09:36.321
5	1:51.324		13:11:27.645
6	1:52.064	+0.740	13:13:19.709
7	1:52.809	+1.485	13:15:12.518
8	1:51.658	+0.334	13:17:04.176
9	2:43.565	+52.241	13:19:47.741

(95) CASTELLA SUBIRANA, OT

Lap	Lap Tm	Diff	Time of Day
1	1:58.774	+2.085	13:04:08.455
2	1:57.373	+0.684	13:06:05.828
3	1:56.689		13:08:02.517
4	1:57.366	+0.677	13:09:59.883
5	1:56.954	+0.265	13:11:56.837
6	1:57.189	+0.500	13:13:54.026
7	1:57.298	+0.609	13:15:51.324
8	1:58.961	+2.272	13:17:50.285
9	1:58.681	+1.992	13:19:48.966

(37) FERRER FECED, MARC

Lap	Lap Tm	Diff	Time of Day
1	1:58.004	+2.864	13:04:06.814
2	1:55.742	+0.602	13:06:02.556
3	1:55.140		13:07:57.696
4	1:55.442	+0.302	13:09:53.138
5	1:55.814	+0.674	13:11:48.952
6	1:58.872	+3.732	13:13:47.824
7	2:07.607	+12.467	13:15:55.431
8	2:02.977	+7.837	13:17:58.408
9	2:00.851	+5.711	13:19:59.259

(230) LOPEZ MAYOL, AARON

Lap	Lap Tm	Diff	Time of Day
1	1:58.188	+1.275	13:04:10.404
2	1:57.148	+0.235	13:06:07.552
3	1:56.913		13:08:04.465
4	2:00.291	+3.378	13:10:04.756
5	1:57.122	+0.209	13:12:01.878
6	1:57.678	+0.765	13:13:59.556
7	2:02.140	+5.227	13:16:01.696
8	1:59.802	+2.889	13:18:01.498
9	2:01.232	+4.319	13:20:02.730

(7) RAMOS MUNTAL, ADAM

Lap	Lap Tm	Diff	Time of Day
1	1:58.533	+2.061	13:04:11.077
2	1:58.631	+2.159	13:06:09.708
3	1:56.809	+0.337	13:08:06.517
4	1:59.089	+2.617	13:10:05.606
5	1:58.125	+1.653	13:12:03.731
6	1:56.472		13:14:00.203

Lap	Lap Tm	Diff	Time of Day
7	2:02.557	+6.085	13:16:02.760
8	2:01.579	+5.107	13:18:04.339
9	1:59.227	+2.755	13:20:03.566

(225) MATAMOROS JANSA, IVAN

Lap	Lap Tm	Diff	Time of Day
1	2:01.288	+4.141	13:04:15.605
2	1:57.456	+0.309	13:06:13.061
3	1:57.147		13:08:10.208
4	1:57.498	+0.351	13:10:07.706
5	1:58.955	+1.808	13:12:06.661
6	1:58.115	+0.968	13:14:04.776
7	2:05.526	+8.379	13:16:10.302
8	1:59.166	+2.019	13:18:09.468
9	1:57.489	+0.342	13:20:06.957

(14) COBO CARBONERO, SERGI

Lap	Lap Tm	Diff	Time of Day
1	1:58.200	+1.489	13:04:17.427
2	1:57.043	+0.332	13:06:14.470
3	1:56.711		13:08:11.181
4	1:57.986	+1.275	13:10:09.167
5	1:58.605	+1.894	13:12:07.772
6	1:58.829	+2.118	13:14:06.601
7	2:02.805	+6.094	13:16:09.406
8	2:01.174	+4.463	13:18:10.580
9	1:57.841	+1.130	13:20:08.421

(65) CARNE RODRIGUEZ, JOSEP

Lap	Lap Tm	Diff	Time of Day
1	2:10.271	+13.118	13:04:21.514
2	1:59.641	+2.488	13:06:21.155
3	1:59.815	+2.662	13:08:20.970
4	1:57.153		13:10:18.123
5	1:59.085	+1.932	13:12:17.208
6	2:08.229	+11.076	13:14:25.437
7	1:57.942	+0.789	13:16:23.379
8	2:01.122	+3.969	13:18:24.501
9	1:59.767	+2.614	13:20:24.268

(25) UCAR SANCHEZ, POL

Lap	Lap Tm	Diff	Time of Day
1	2:02.849	+2.783	13:04:18.661
2	2:00.066		13:06:18.727
3	2:00.957	+0.891	13:08:19.684
4	2:02.267	+2.201	13:10:21.951
5	2:04.143	+4.077	13:12:26.094
6	2:11.417	+11.351	13:14:37.511
7	2:02.009	+1.943	13:16:39.520
8	2:04.396	+4.330	13:18:43.916
9	2:02.525	+2.459	13:20:46.441

(214) BERGAS FEMENIAS, TOMEU

Lap	Lap Tm	Diff	Time of Day
1	2:03.960	+2.565	13:04:24.496
2	2:01.395		13:06:25.891
3	2:02.486	+1.091	13:08:28.377
4	2:05.270	+3.875	13:10:33.647
5	2:10.099	+8.704	13:12:43.746
6	2:04.285	+2.890	13:14:48.031
7	2:05.708	+4.313	13:16:53.739
8	2:04.849	+3.454	13:18:58.588
9	2:02.410	+1.015	13:21:00.998

(12) FRANQUET BONET, CARLOS

Lap	Lap Tm	Diff	Time of Day
1	2:06.535	+4.487	13:04:25.677
2	2:05.153	+3.105	13:06:30.830
3	2:02.962	+0.914	13:08:33.792
4	2:06.236	+4.188	13:10:40.028
5	2:05.528	+3.480	13:12:45.556
6	2:03.832	+1.784	13:14:49.388

Lap	Lap Tm	Diff	Time of Day
7	2:05.472	+3.424	13:16:54.860
8	2:05.213	+3.165	13:19:00.073
9	2:02.048		13:21:02.121

(72) ROSA CURTO, DAVID

Lap	Lap Tm	Diff	Time of Day
1	2:07.297	+4.676	13:04:28.891
2	2:02.621		13:06:31.512
3	2:03.663	+1.042	13:08:35.175
4	2:45.127	+42.506	13:11:20.302
5	2:15.929	+13.308	13:13:36.231
6	2:10.546	+7.925	13:15:46.777
7	2:19.205	+16.584	13:18:05.982
8	2:03.756	+1.135	13:20:09.738

(501) MORILLA SANJUAN, DIEGO

Lap	Lap Tm	Diff	Time of Day
1	1:58.482	+0.961	13:04:11.845
2	1:58.094	+0.573	13:06:09.939
3	1:57.521		13:08:07.460
4	1:59.179	+1.658	13:10:06.639
5	1:58.952	+1.431	13:12:05.591
6	2:20.494	+22.973	13:14:26.085
7	2:48.366	+50.845	13:17:14.451

(125) GILI MERIN, GUILLEM

Lap	Lap Tm	Diff	Time of Day
1	1:49.973	+1.993	13:04:24.395
2	1:47.980		13:06:12.375
3	1:49.410	+1.430	13:08:01.785

(16) JOSA ANGLES, JAN

Lap	Lap Tm	Diff	Time of Day
1	1:57.921	+2.541	13:04:12.772
2	1:55.380		13:06:08.152
3	1:55.817	+0.437	13:08:03.969



Lliga Catalana de Motocròs - Salomó

Ordenat per la volta més ràpida

MX 85

Circuit Les Fontanes 2,000 km

Entrenaments Qualificatius

08/06/2019 09:25

Classificació (20:00 Temps) started at 9:23:04

Pos.	Núm.	Nom	Millor Tm	Dif	En volta	Club	classe
1	351	PRAT SENDRA, CARLOS	1:42.936		6	Mc. Segre	MX 85 Juvenil
2	43	PEREZ GIMENEZ, MARC	1:43.011	0.075	7	Mc St.Celoni	MX 85 Cadet
3	4	MOLAS ROCA, ANIOL	1:46.143	3.207	8	Mc. Segre	MX 85 Cadet
4	125	GILI MERIN, GUILLEM	1:46.517	3.581	7	Am Vidreres	MX 85 Cadet
5	312	SARDA OLIVE, JOSEP	1:46.917	3.981	9	Mc VDB	MX 85 Juvenil
6	243	ROJAS VIÑAS, NIL	1:47.150	4.214	4	MC Llivia	MX 85 Juvenil
7	207	MARTI CALLEJA, ALEIX	1:47.679	4.743	5	Mc. Segre	MX 85 Cadet
8	74	SANJUAN PERAL, LIAM	1:47.789	4.853	5	Mc Fonollosa	MX 85 Cadet
9	22	GALERA OLIVA, JORDI	1:47.794	4.858	7	Mc. Segre	MX 85 Cadet
10	6	PIERA GABERNET, BIEL	1:48.666	5.730	6	Mc. Segre	MX 85 Juvenil
11	26	SALAS PEREZ, PAU	1:49.135	6.199	9	Mc. Calvia	MX 85 Cadet
12	114	MOLINA GIBELLO, ELOY	1:52.406	9.470	6	Moto Club Sin Limites	MX 85 Cadet
13	71	RUZ BOADELLA, MARTI	1:54.059	11.123	8	Peu a Baix	MX 85 Juvenil
14	393	GUECHE BEL, CRISTIAN	1:54.089	11.153	2	Mc Tot M.Reguers	MX 85 Cadet
15	5	CORDERO SOTO, ERIK	1:54.710	11.774	8	Em Castellbisbal	MX 85 Cadet
16	14	COBO CARBONERO, SERGI	1:55.172	12.236	5	MC C.Taulé	MX 85 Juvenil
17	16	JOSA ANGLES, JAN	1:55.264	12.328	4	Mc Francolí	MX 85 Juvenil
18	230	LOPEZ MAYOL, AARON	1:56.007	13.071	8	MC C.Taulé	MX 85 Cadet
19	226	MORENO LARA, ADAM	1:56.160	13.224	5	P.M.B.	MX 85 Cadet
20	56	SOLA CORTES, PEP	1:57.049	14.113	6	Mc St.Celoni	MX 85 Juvenil
21	95	CASTELLA SUBIRANA, OT	1:57.173	14.237	5	Olvan Benz.Nervi	MX 85 Juvenil
22	77	LLULL MATAS, ANDREU	1:57.289	14.353	4	Cm. Porrerenc	MX 85 Cadet
23	64	PUIG ALVAREZ, XAVIER	1:58.257	15.321	7	Mc. Segre	MX 85 Cadet
24	65	CARNE RODRIGUEZ, JOSEP	1:58.412	15.476	5	MC C.Taulé	MX 85 Cadet
25	37	FERRER FECED, MARC	1:58.590	15.654	7	Mc. Segre	MX 85 Juvenil
26	225	MATAMOROS JANSÀ, IVAN	1:59.606	16.670	8	Mc Constantí	MX 85 Cadet
27	501	MORILLA SANJUAN, DIEGO	1:59.794	16.858	6	Correcaminos Mc.	MX 85 Juvenil
28	25	UCAR SANCHEZ, POL	2:01.713	18.777	7	Racc M.S.	MX 85 Juvenil
29	72	ROSA CURTO, DAVID	2:01.860	18.924	6	Mc Tot M.Reguers	MX 85 Juvenil
30	306	SUREDA PUIGROS, JOAN	2:02.177	19.241	4	Mc. Fora Vila Muro	MX 85 Juvenil
31	7	RAMOS MUNTAL, ADAM	2:02.260	19.324	5	Em Castellbisbal	MX 85 Juvenil
32	12	FRANQUET BONET, CARLOS	2:07.030	24.094	6	Racc M.S.	MX 85 Juvenil
33	214	BERGAS FEMENIAS, TOMEU	2:08.455	25.519	7	Moto Club Cop de Gas Maria	MX 85 Cadet

Cap de cronometratge / Director de Cursa / President del jurat

Orbits



Lliga Catalana de Motocròs - Salomó

MX 85

Circuit Les Fontanes 2,000 km

Entrenaments Qualificatius

08/06/2019 09:25

Classificació (20:00 Temps) started at 9:23:04

Lap	Lap Tm	Diff	Time of Day
(351) PRAT SENDRA, CARLOS			
1	1:48.442	+5.506	9:26:50.536
2	1:47.841	+4.905	9:28:38.377
3	1:46.544	+3.608	9:30:24.921
4	2:06.551	+23.615	9:32:31.472
5	3:51.841	+2:08.905	9:36:23.313
6	1:42.936		9:38:06.249
7	1:53.826	+10.890	9:40:00.075
8	1:43.488	+0.552	9:41:43.563
9	2:05.642	+22.706	9:43:49.205

Lap	Lap Tm	Diff	Time of Day
(43) PEREZ GIMENEZ, MARC			
1	1:49.673	+6.662	9:26:56.722
2	1:46.647	+3.636	9:28:43.369
3	1:49.930	+6.919	9:30:33.299
4	1:50.553	+7.542	9:32:23.852
5	1:46.166	+3.155	9:34:10.018
6	1:53.577	+10.566	9:36:03.595
7	1:43.011		9:37:46.606
8	2:10.680	+27.669	9:39:57.286
9	1:43.824	+0.813	9:41:41.110
10	2:00.790	+17.779	9:43:41.900

Lap	Lap Tm	Diff	Time of Day
(4) MOLAS ROCA, ANIOL			
1	2:00.376	+14.233	9:27:38.620
2	1:54.075	+7.932	9:29:32.695
3	1:53.963	+7.820	9:31:26.658
4	1:47.235	+1.092	9:33:13.893
5	1:47.651	+1.508	9:35:01.544
6	1:55.506	+9.363	9:36:57.050
7	1:46.349	+0.206	9:38:43.399
8	1:46.143		9:40:29.542
9	1:46.413	+0.270	9:42:15.955
10	1:46.363	+0.220	9:44:02.318

Lap	Lap Tm	Diff	Time of Day
(125) GILI MERIN, GUILLEM			
1	1:49.215	+2.698	9:27:00.588
2	1:48.245	+1.728	9:28:48.833
3	1:47.972	+1.455	9:30:36.805
4	1:47.629	+1.112	9:32:24.434
5	2:07.317	+20.800	9:34:31.751
6	3:49.400	+2:02.883	9:38:21.151
7	1:46.517		9:40:07.668
8	2:32.823	+46.306	9:42:40.491
9	2:56.929	+1:10.412	9:45:37.420

Lap	Lap Tm	Diff	Time of Day
(312) SARDA OLIVE, JOSEP			
1	1:59.176	+12.259	9:27:34.543
2	2:01.754	+14.837	9:29:36.297
3	1:50.990	+4.073	9:31:27.287
4	3:18.233	+1:31.316	9:34:45.520
5	1:48.473	+1.556	9:36:33.993
6	2:14.019	+27.102	9:38:48.012
7	1:57.494	+10.577	9:40:45.506
8	1:46.942	+0.025	9:42:32.448
9	1:46.917		9:44:19.365

Lap	Lap Tm	Diff	Time of Day
(243) ROJAS VIÑAS, NIL			
1	1:58.984	+11.834	9:27:25.718
2	1:49.538	+2.388	9:29:15.256
3	1:48.404	+1.254	9:31:03.660
4	1:47.150		9:32:50.810
5	1:52.222	+5.072	9:34:43.032
6	3:05.739	+1:18.589	9:37:48.771
7	1:52.396	+5.246	9:39:41.167

Lap	Lap Tm	Diff	Time of Day
8	1:54.482	+7.332	9:41:35.649
9	1:47.668	+0.518	9:43:23.317
(207) MARTI CALLEJA, ALEIX			
1	1:50.729	+3.050	9:27:00.044
2	1:48.412	+0.733	9:28:48.456
3	1:48.035	+0.356	9:30:36.491
4	1:49.376	+1.697	9:32:25.867
5	1:47.679		9:34:13.546
6	2:28.152	+40.473	9:36:41.698
7	2:00.617	+12.938	9:38:42.315
8	2:02.933	+15.254	9:40:45.248
9	5:19.552	+3:31.873	9:46:04.800

Lap	Lap Tm	Diff	Time of Day
(74) SANJUAN PERAL, LIAM			
1	2:00.034	+12.245	9:27:39.390
2	1:54.607	+6.818	9:29:33.997
3	1:49.704	+1.915	9:31:23.701
4	1:48.924	+1.135	9:33:12.625
5	1:47.789		9:35:00.414
6	1:49.918	+2.129	9:36:50.332
7	1:49.092	+1.303	9:38:39.424
8	1:51.614	+3.825	9:40:31.038
9	1:49.536	+1.747	9:42:20.574
10	1:51.289	+3.500	9:44:11.863

Lap	Lap Tm	Diff	Time of Day
(22) GALERA OLIVA, JORDI			
1	1:55.290	+7.496	9:27:11.040
2	1:51.457	+3.663	9:29:02.497
3	1:51.331	+3.537	9:30:53.828
4	1:58.827	+11.033	9:32:52.655
5	1:56.058	+8.264	9:34:48.713
6	1:49.509	+1.715	9:36:38.222
7	1:47.794		9:38:26.016
8	2:47.534	+59.740	9:41:13.550
9	2:02.830	+15.036	9:43:16.380

Lap	Lap Tm	Diff	Time of Day
(6) PIERA GABERNET, BIEL			
1	2:02.998	+14.332	9:27:37.558
2	1:53.544	+4.878	9:29:31.102
3	1:50.761	+2.095	9:31:21.863
4	1:48.987	+0.321	9:33:10.850
5	2:05.982	+17.316	9:35:16.832
6	1:48.666		9:37:05.498
7	2:17.585	+28.919	9:39:23.083
8	4:52.789	+3:04.123	9:44:15.872

Lap	Lap Tm	Diff	Time of Day
(26) SALAS PEREZ, PAU			
1	1:58.582	+9.447	9:27:28.095
2	1:51.929	+2.794	9:29:20.024
3	1:51.554	+2.419	9:31:11.578
4	1:54.700	+5.565	9:33:06.278
5	1:49.983	+0.848	9:34:56.261
6	1:50.090	+0.955	9:36:46.351
7	2:00.952	+11.817	9:38:47.303
8	2:02.080	+12.945	9:40:49.383
9	1:49.135		9:42:38.518
10	1:56.252	+7.117	9:44:34.770

Lap	Lap Tm	Diff	Time of Day
(114) MOLINA GIBELLO, ELOY			
1	2:00.859	+8.453	9:27:31.317
2	1:59.319	+6.913	9:29:30.636
3	2:01.412	+9.006	9:31:32.048
4	1:57.077	+4.671	9:33:29.125
5	1:55.157	+2.751	9:35:24.282
6	1:52.406		9:37:16.688

Lap	Lap Tm	Diff	Time of Day
7	1:52.922	+0.516	9:39:09.610
8	1:53.633	+1.227	9:41:03.243
9	1:52.734	+0.328	9:42:55.977
10	1:53.814	+1.408	9:44:49.791
(71) RUZ BOADELLA, MARTI			
1	2:08.270	+14.211	9:28:19.185
2	2:07.503	+13.444	9:30:26.688
3	2:05.038	+10.979	9:32:31.726
4	2:47.698	+53.639	9:35:19.424
5	3:17.778	+1:23.719	9:38:37.202
6	2:00.647	+6.588	9:40:37.849
7	2:05.308	+11.249	9:42:43.157
8	1:54.059		9:44:37.216

Lap	Lap Tm	Diff	Time of Day
(393) GUECHE BEL, CRISTIAN			
1	2:24.267	+30.178	9:28:01.135
2	1:54.089		9:29:55.224
3	1:56.531	+2.442	9:31:51.755
4	1:55.418	+1.329	9:33:47.173
5	1:55.810	+1.721	9:35:42.983
6	1:54.256	+0.167	9:37:37.239
7	1:54.480	+0.391	9:39:31.719
8	1:56.533	+2.444	9:41:28.252
9	1:57.221	+3.132	9:43:25.473

Lap	Lap Tm	Diff	Time of Day
(5) CORDERO SOTO, ERIK			
1	2:10.448	+15.738	9:27:42.752
2	2:04.026	+9.316	9:29:46.778
3	1:59.767	+5.057	9:31:46.545
4	2:00.002	+5.292	9:33:46.547
5	1:57.363	+2.653	9:35:43.910
6	1:59.845	+5.135	9:37:43.755
7	1:58.581	+3.871	9:39:42.336
8	1:54.710		9:41:37.046
9	1:59.181	+4.471	9:43:36.227

Lap	Lap Tm	Diff	Time of Day
(14) COBO CARBONERO, SERGI			
1	2:10.832	+15.660	9:28:18.570
2	2:04.486	+9.314	9:30:23.056
3	2:11.163	+15.991	9:32:34.219
4	2:04.365	+9.193	9:34:38.584
5	1:55.172		9:36:33.756
6	3:39.765	+1:44.593	9:40:13.521
7	2:26.209	+31.037	9:42:39.730
8	2:10.793	+15.621	9:44:50.523

Lap	Lap Tm	Diff	Time of Day
(16) JOSA ANGLES, JAN			
1	2:04.571	+9.307	9:28:13.582
2	2:01.976	+6.712	9:30:15.558
3	1:56.326	+1.062	9:32:11.884
4	1:55.264		9:34:07.148
5	1:57.790	+2.526	9:36:04.938
6	4:00.403	+2:05.139	9:40:05.341
7	1:55.695	+0.431	9:42:01.036
8	1:57.266	+2.002	9:43:58.302

Lap	Lap Tm	Diff	Time of Day
(230) LOPEZ MAYOL, AARON			
1	2:05.924	+9.917	9:27:51.856
2	1:59.422	+3.415	9:29:51.278
3	2:00.823	+4.816	9:31:52.101
4	1:59.041	+3.034	9:33:51.142
5	1:57.570	+1.563	9:35:48.712
6	1:56.296	+0.289	9:37:45.008
7	1:58.633	+2.626	9:39:43.641
8	1:56.007		9:41:39.648



Lliga Catalana de Motocròs - Salomó

MX 85

Circuit Les Fontanes 2,000 km

Entrenaments Qualificatius

08/06/2019 09:25

Classificació (20:00 Temps) started at 9:23:04

Lap	Lap Tm	Diff	Time of Day
9	1:59.662	+3.655	9:43:39.310

(226) MORENO LARA, ADAM

1	2:02.014	+5.854	9:27:45.592
2	2:03.285	+7.125	9:29:48.877
3	2:02.261	+6.101	9:31:51.138
4	3:48.464	+1:52.304	9:35:39.602
5	1:56.160		9:37:35.762
6	1:58.936	+2.776	9:39:34.698
7	1:57.349	+1.189	9:41:32.047
8	2:03.231	+7.071	9:43:35.278

(56) SOLA CORTES, PEP

1	2:04.922	+7.873	9:28:07.597
2	1:59.307	+2.258	9:30:06.904
3	1:59.247	+2.198	9:32:06.151
4	1:59.562	+2.513	9:34:05.713
5	2:00.582	+3.533	9:36:06.295
6	1:57.049		9:38:03.344
7	2:13.247	+16.198	9:40:16.591

(95) CASTELLA SUBIRANA, OT

1	2:04.201	+7.028	9:27:44.753
2	2:02.922	+5.749	9:29:47.675
3	2:11.641	+14.468	9:31:59.316
4	1:59.349	+2.176	9:33:58.665
5	1:57.173		9:35:55.838
6	1:57.188	+0.015	9:37:53.026
7	1:59.219	+2.046	9:39:52.245
8	2:16.048	+18.875	9:42:08.293
9	2:18.459	+21.286	9:44:26.752

(77) LLULL MATAS, ANDREU

1	2:11.838	+14.549	9:27:42.218
2	2:30.468	+33.179	9:30:12.686
3	1:58.681	+1.392	9:32:11.367
4	1:57.289		9:34:08.656
5	2:01.964	+4.675	9:36:10.620
6	2:12.166	+14.877	9:38:22.786
7	2:08.275	+10.986	9:40:31.061
8	2:03.192	+5.903	9:42:34.253
9	2:22.659	+25.370	9:44:56.912

(64) PUIG ALVAREZ, XAVIER

1	2:08.592	+10.335	9:28:09.576
2	2:36.652	+38.395	9:30:46.228
3	2:09.591	+11.334	9:32:55.819
4	2:03.269	+5.012	9:34:59.088
5	2:03.441	+5.184	9:37:02.529
6	1:59.055	+0.798	9:39:01.584
7	1:58.257		9:40:59.841
8	2:01.810	+3.553	9:43:01.651
9	1:59.243	+0.986	9:45:00.894

(65) CARNE RODRIGUEZ, JOSEP

1	2:07.176	+8.764	9:28:03.565
2	1:59.964	+1.552	9:30:03.529
3	2:05.669	+7.257	9:32:09.198
4	3:08.304	+1:09.892	9:35:17.502
5	1:58.412		9:37:15.914
6	2:01.170	+2.758	9:39:17.084
7	1:58.498	+0.086	9:41:15.582
8	4:17.381	+2:18.969	9:45:32.963

(37) FERRER FECED, MARC

1	2:04.264	+5.674	9:27:44.089
---	----------	--------	-------------

Lap	Lap Tm	Diff	Time of Day
2	2:02.270	+3.680	9:29:46.359
3	1:59.668	+1.078	9:31:46.027
4	4:16.118	+2:17.528	9:36:02.145
5	1:59.967	+1.377	9:38:02.112
6	1:59.192	+0.602	9:40:01.304
7	1:58.590		9:41:59.894
8	3:50.009	+1:51.419	9:45:49.903

(225) MATAMOROS JANSÀ, IVAN

1	2:07.526	+7.920	9:28:17.670
2	2:01.031	+1.425	9:30:18.701
3	2:00.516	+0.910	9:32:19.217
4	2:02.235	+2.629	9:34:21.452
5	2:03.078	+3.472	9:36:24.530
6	2:06.934	+7.328	9:38:31.464
7	2:11.273	+11.667	9:40:42.737
8	1:59.606		9:42:42.343
9	2:02.003	+2.397	9:44:44.346

(501) MORILLA SANJUAN, DIEGO

1	2:07.267	+7.473	9:28:06.498
2	2:10.878	+11.084	9:30:17.376
3	2:13.753	+13.959	9:32:31.129
4	2:58.705	+58.911	9:35:29.834
5	2:03.806	+4.012	9:37:33.640
6	1:59.794		9:39:33.434
7	2:20.025	+20.231	9:41:53.459
8	3:54.730	+1:54.936	9:45:48.189

(25) UCAR SANCHEZ, POL

1	2:11.105	+9.392	9:28:23.660
2	2:07.283	+5.570	9:30:30.943
3	2:10.575	+8.862	9:32:41.518
4	2:05.822	+4.109	9:34:47.340
5	2:05.554	+3.841	9:36:52.894
6	2:10.104	+8.391	9:39:02.998
7	2:01.713		9:41:04.711
8	2:04.723	+3.010	9:43:09.434

(72) ROSA CURTO, DAVID

1	2:08.070	+6.210	9:28:10.013
2	2:10.267	+8.407	9:30:20.280
3	2:05.898	+4.038	9:32:26.178
4	2:33.989	+32.129	9:35:00.167
5	3:08.716	+1:06.856	9:38:08.883
6	2:01.860		9:40:10.743
7	2:04.242	+2.382	9:42:14.985
8	2:11.061	+9.201	9:44:26.046

(306) SUREDA PUIGROS, JOAN

1	2:07.947	+5.770	9:27:37.078
2	2:08.481	+6.304	9:29:45.559
3	2:09.830	+7.653	9:31:55.389
4	2:02.177		9:33:57.566
5	2:03.217	+1.040	9:36:00.783
6	2:04.197	+2.020	9:38:04.980
7	3:25.916	+1:23.739	9:41:30.896
8	2:02.206	+0.029	9:43:33.102

(7) RAMOS MUNTAL, ADAM

1	2:07.922	+5.662	9:28:16.200
2	2:06.087	+3.827	9:30:22.287
3	2:02.646	+0.386	9:32:24.933
4	2:04.947	+2.687	9:34:29.880
5	2:02.260		9:36:32.140
6	2:04.025	+1.765	9:38:36.165

Lap	Lap Tm	Diff	Time of Day
7	5:14.391	+3:12.131	9:43:50.556

(12) FRANQUET BONET, CARLOS

1	2:12.479	+5.449	9:28:28.145
2	2:09.624	+2.594	9:30:37.769
3	2:08.379	+1.349	9:32:46.148
4	2:10.657	+3.627	9:34:56.805
5	2:08.533	+1.503	9:37:05.338
6	2:07.030		9:39:12.368
7	2:07.485	+0.455	9:41:19.853
8	2:08.905	+1.875	9:43:28.758

(214) BERGAS FEMENIAS, TOMEU

1	2:18.527	+10.072	9:28:15.776
2	2:14.674	+6.219	9:30:30.450
3	2:10.739	+2.284	9:32:41.189
4	2:11.378	+2.923	9:34:52.567
5	2:13.939	+5.484	9:37:06.506
6	2:10.032	+1.577	9:39:16.538
7	2:08.455		9:41:24.993
8	2:13.957	+5.502	9:43:38.950

Cap de cronometratge / Director de Cursa / President del jurat

Orbits




Lliga Catalana de Motocròs - Salomó

MX FEMINÍ

Circuit Les Fontanes 2,000 km

Classificació Final



Pos.	Núm.	Nom	Llicència	Club	R1.	R2.	Total Punts
1	6	STORM , AMANDA	139957-B	Mc St.Hilari	25	25	50
2	29	MAGALLON GUBAU, CARLA	139398-GI	Mc St.Hilari	20	20	40
3	113	CALERO CHICHARRO, AIDA	139534-B	Mc Cifuentes	16	16	32
4	78	BANUS GENOVE, MIREIA	879657-GI	Peu a Baix	13	13	26
5	83	BLANCO SEQUI, AITANA	249248-V	Ctat. Albaida	11	11	22
6	34	SEGURA AMBROS, ARIADNA	139300-B	Mc B.Bergueda	9	10	19
7	31	CALMAESTRA MARMOL, LAURA	67257-IB	Cm. Porrerenc	10	8	18
8	15	DEYA MOREY, PAU	66922-IB	Cm. Porrerenc	8	9	17
9	98	ERILL TRALLERO, AINA	879759-B	Mc. Piera Scan	7	7	14
10	118	SOTO FERRANDIZ, ARIADNA	140621-L-A	P.M.B.	5	6	11
11	214	ARIAS ORTEGA, ELSA	139341-B	Mc VDB	6	5	11
12	99	GONZALEZ ANTOLIN, LAURA	139518-T	Mc Tot M.Reguers	4	4	8

Cap de cronometratge / Director de Cursa / President del jurat

Orbits



Lliga Catalana de Motocròs - Salomó

classificat per voltes

MX FEMINÍ Circuit Les Fontanes 2,000 km
Carrera 1 08/06/2019 10:40
Cursa (15:00 i 2 Voltes) started at 10:39:42

Pos.	Núm.	Nom	Voltes	Total Ts	Dif	Millor Tm	Moto	Club	classe	Punts
1	6	STORM , AMANDA	10	19:34.063		1:45.733	YAMAHA	Mc St.Hilari	MX Fe	25
2	29	MAGALLON GUBAU, CARLA	10	19:42.945	8.882	1:45.696	KTM	Mc St.Hilari	MX Fe	20
3	113	CALERO CHICHARRO, AIDA	10	20:21.473	47.410	1:45.829	KAWASAKI	Mc Cifuentes	MX Fe	16
4	78	BANUS GENOVE, MIREIA	10	20:42.436	1:08.373	1:50.683	KTM	Peu a Baix	MX Fe	13
5	83	BLANCO SEQUI, AITANA	10	21:11.423	1:37.360	1:51.625	SIN MARCA	Ctat. Albaida	MX Fe	11
6	31	CALMAESTRA MARMOL, LAURA	9	19:49.360	1 Volta	1:55.208	HUSQVARNA	Cm. Porrerenc	MX Fe	10
7	34	SEGURA AMBROS, ARIADNA	9	20:07.836	1 Volta	1:59.492	HUSQVARNA	Mc B.Bergueda	MX Fe	9
8	15	DEYA MOREY, PAU	9	20:15.524	1 Volta	2:00.756	SIN MARCA	Cm. Porrerenc	MX Fe	8
9	98	ERILL TRALLERO, AINA	9	20:41.579	1 Volta	2:02.400	SUZUKI RMZ	Mc. Piera Scan	MX Fe	7
10	214	ARIAS ORTEGA, ELSA	9	21:18.045	1 Volta	2:02.161	SIN MARCA	Mc VDB	MX Fe	6
11	118	SOTO FERRANDIZ, ARIADNA	8	19:56.101	2 Voltes	2:07.364	SIN MARCA	P.M.B.	MX Fe	5
12	99	GONZALEZ ANTOLIN, LAURA	8	20:12.110	2 Voltes	2:12.750	SIN MARCA	Mc Tot M.Regue	MX Fe	4

Marge de victòria	Velocitat mitja	Millor temps de volta	Millor vel.	Millor volta per
8.882	61,325	1:45.696	68,120	29 - MAGALLON GUBAU, CARLA

Cap de cronometratge / Director de Cursa / President del jurat Orbits

Lliga Catalana de Motocròs - Salomó

Volta a volta


MX FEMINÍ

Circuit Les Fontanes 2,000 km

Carrera 1

08/06/2019 10:40

Cursa (15:00 i 2 Voltes) started at 10:39:42



Competidors	Voltes											
	0	1	2	3	4	5	6	7	8	9	10	
CALERO CHICHARRO, AIDA (113)	1	113	6	6	6	6	6	6	6	6	6	6
STORM , AMANDA (6)	2	6	113	113	113	113	113	29	29	29	29	29
MAGALLON GUBAU, CARLA (29)	3	29	29	29	29	29	29	113	113	113	113	113
BLANCO SEQUI, AITANA (83)	4	83	83	83	83	83	78	78	78	78	78	78
CALMAESTRA MARMOL, LAURA (31)	5	31	78	78	78	78	83	83	83	83	83	83
BANUS GENOVE, MIREIA (78)	6	78	31	31	31	31	31	31	31	31	31	31
SEGURA AMBROS, ARIADNA (34)	7	34	34	34	34	34	34	34	34	34	34	34
DEYA MOREY, PAU (15)	8	15	15	15	15	15	15	15	15	15	15	15
ERILL TRALLERO, AINA (98)	9	98	98	98	98	98	98	98	98	98	98	98
ARIAS ORTEGA, ELSA (214)	10	214	214	214	214	214	214	214	214	214	214	214
GONZALEZ ANTOLIN, LAURA (99)	11	99	99	99	99	99	99	99	118	118		
SOTO FERRANDIZ, ARIADNA (118)	12	118	118	118	118	118	118	99	99			



Lliga Catalana de Motocròs - Salomó

MX FEMINÍ

Circuit Les Fontanes 2,000 km

Carrera 1

08/06/2019 10:40

Cursa (15:00 i 2 Voltes) started at 10:39:42

Lap	Lap Tm	Diff	Time of Day
(6) STORM, AMANDA			
1	1:47.972	+2.239	10:43:11.833
2	1:47.695	+1.962	10:44:59.528
3	1:46.174	+0.441	10:46:45.702
4	1:46.628	+0.895	10:48:32.330
5	1:47.147	+1.414	10:50:19.477
6	1:46.663	+0.930	10:52:06.140
7	1:45.733		10:53:51.873
8	1:47.620	+1.887	10:55:39.493
9	1:49.905	+4.172	10:57:29.398
10	1:46.858	+1.125	10:59:16.256

Lap	Lap Tm	Diff	Time of Day
(29) MAGALLON GUBAU, CARLA			
1	1:48.724	+3.028	10:43:14.112
2	1:47.640	+1.944	10:45:01.752
3	1:47.137	+1.441	10:46:48.889
4	1:47.674	+1.978	10:48:36.563
5	1:47.177	+1.481	10:50:23.740
6	1:45.696		10:52:09.436
7	1:47.551	+1.855	10:53:56.987
8	1:48.888	+3.192	10:55:45.875
9	1:48.021	+2.325	10:57:33.896
10	1:51.242	+5.546	10:59:25.138

Lap	Lap Tm	Diff	Time of Day
(113) CALERO CHICHARRO, AIDA			
1	1:49.654	+3.825	10:43:13.436
2	1:47.551	+1.722	10:45:00.987
3	1:47.369	+1.540	10:46:48.356
4	1:47.491	+1.662	10:48:35.847
5	1:46.278	+0.449	10:50:22.125
6	1:45.829		10:52:07.954
7	2:30.559	+44.730	10:54:38.513
8	1:47.230	+1.401	10:56:25.743
9	1:47.575	+1.746	10:58:13.318
10	1:50.348	+4.519	11:00:03.666

Lap	Lap Tm	Diff	Time of Day
(78) BANUS GENOVE, MIREIA			
1	1:52.134	+1.451	10:43:25.052
2	1:52.566	+1.883	10:45:17.618
3	1:51.350	+0.667	10:47:08.968
4	1:52.502	+1.819	10:49:01.470
5	1:50.683		10:50:52.153
6	1:54.469	+3.786	10:52:46.622
7	1:53.103	+2.420	10:54:39.725
8	1:53.179	+2.496	10:56:32.904
9	1:53.552	+2.869	10:58:26.456
10	1:58.173	+7.490	11:00:24.629

Lap	Lap Tm	Diff	Time of Day
(83) BLANCO SEQUI, AITANA			
1	1:53.517	+1.892	10:43:24.204
2	1:52.577	+0.952	10:45:16.781
3	1:51.625		10:47:08.406
4	1:52.326	+0.701	10:49:00.732
5	2:07.711	+16.086	10:51:08.443
6	1:57.509	+5.884	10:53:05.952
7	2:00.802	+9.177	10:55:06.754
8	1:54.825	+3.200	10:57:01.579
9	1:54.809	+3.184	10:58:56.388
10	1:57.228	+5.603	11:00:53.616

Lap	Lap Tm	Diff	Time of Day
(31) CALMAESTRA MARMOL, LAURA			
1	1:55.208		10:43:27.350
2	1:56.404	+1.196	10:45:23.754
3	1:58.078	+2.870	10:47:21.832
4	1:59.297	+4.089	10:49:21.129

Lap	Lap Tm	Diff	Time of Day
5	1:59.971	+4.763	10:51:21.100
6	2:03.053	+7.845	10:53:24.153
7	2:00.518	+5.310	10:55:24.671
8	2:03.078	+7.870	10:57:27.749
9	2:03.804	+8.596	10:59:31.553

Lap	Lap Tm	Diff	Time of Day
(34) SEGURA AMBROS, ARIADNA			
1	1:59.492		10:43:38.795
2	2:01.386	+1.894	10:45:40.181
3	2:01.732	+2.240	10:47:41.913
4	2:01.373	+1.881	10:49:43.286
5	2:01.980	+2.488	10:51:45.266
6	2:00.065	+0.573	10:53:45.331
7	2:02.630	+3.138	10:55:47.961
8	1:59.817	+0.325	10:57:47.778
9	2:02.251	+2.759	10:59:50.029

Lap	Lap Tm	Diff	Time of Day
(15) DEYA MOREY, PAU			
1	2:02.227	+1.471	10:43:42.889
2	2:01.418	+0.662	10:45:44.307
3	2:01.536	+0.780	10:47:45.843
4	2:03.004	+2.248	10:49:48.847
5	2:01.334	+0.578	10:51:50.181
6	2:00.756		10:53:50.937
7	2:01.928	+1.172	10:55:52.865
8	2:02.249	+1.493	10:57:55.114
9	2:02.603	+1.847	10:59:57.717

Lap	Lap Tm	Diff	Time of Day
(98) ERILL TRALLERO, AINA			
1	2:04.240	+1.840	10:43:47.790
2	2:02.400		10:45:50.190
3	2:03.270	+0.870	10:47:53.460
4	2:04.812	+2.412	10:49:58.272
5	2:02.676	+0.276	10:52:00.948
6	2:06.173	+3.773	10:54:07.121
7	2:05.590	+3.190	10:56:12.711
8	2:05.310	+2.910	10:58:18.021
9	2:05.751	+3.351	11:00:23.772

Lap	Lap Tm	Diff	Time of Day
(214) ARIAS ORTEGA, ELSA			
1	2:06.613	+4.452	10:43:52.713
2	2:29.443	+27.282	10:46:22.156
3	2:06.185	+4.024	10:48:28.341
4	2:07.890	+5.729	10:50:36.231
5	2:05.409	+3.248	10:52:41.640
6	2:06.627	+4.466	10:54:48.267
7	2:05.218	+3.057	10:56:53.485
8	2:02.161		10:58:55.646
9	2:04.592	+2.431	11:01:00.238

Lap	Lap Tm	Diff	Time of Day
(118) SOTO FERRANDIZ, ARIADNA			
1	2:11.018	+3.654	10:44:30.883
2	2:09.204	+1.840	10:46:40.087
3	2:10.721	+3.357	10:48:50.808
4	2:11.328	+3.964	10:51:02.136
5	2:12.018	+4.654	10:53:14.154
6	2:07.984	+0.620	10:55:22.138
7	2:08.792	+1.428	10:57:30.930
8	2:07.364		10:59:38.294

Lap	Lap Tm	Diff	Time of Day
(99) GONZALEZ ANTOLIN, LAURA			
1	2:17.173	+4.423	10:44:11.332
2	2:13.837	+1.087	10:46:25.169
3	2:12.750		10:48:37.919
4	2:13.623	+0.873	10:50:51.542
5	2:14.459	+1.709	10:53:06.001

Cap de cronometratge / Director de Cursa / President del jurat

Orbits



Lliga Catalana de Motocròs - Salomó

classificat per voltes

MX FEMINÍ

Circuit Les Fontanes 2,000 km

Carrera 2

08/06/2019 12:12

Cursa (15:00 i 2 Voltes) started at 12:31:06

Pos.	Núm.	Nom	Voltes	Total Ts	Dif	Millor Tm	Moto	Club	classe	Punts
1	6	STORM , AMANDA	10	19:39.139		1:46.203	YAMAHA	Mc St.Hilari	MX Fe	25
2	29	MAGALLON GUBAU, CARLA	10	19:46.397	7.258	1:46.034	KTM	Mc St.Hilari	MX Fe	20
3	113	CALERO CHICHARRO, AIDA	10	20:34.558	55.419	1:47.809	KAWASAKI	Mc Cifuentes	MX Fe	16
4	78	BANUS GENOVE, MIREIA	10	21:12.662	1:33.523	1:52.452	KTM	Peu a Baix	MX Fe	13
5	83	BLANCO SEQUI, AITANA	9	19:42.970	1 Volta	1:51.698	SIN MARCA	Ctat. Albaida	MX Fe	11
6	34	SEGURA AMBROS, ARIADNA	9	20:20.588	1 Volta	1:59.824	HUSQVARNA	Mc B.Bergueda	MX Fe	10
7	15	DEYA MOREY, PAU	9	20:33.045	1 Volta	2:02.181	SIN MARCA	Cm. Porrerenc	MX Fe	9
8	31	CALMAESTRA MARMOL, LAURA	9	20:56.348	1 Volta	1:56.272	HUSQVARNA	Cm. Porrerenc	MX Fe	8
9	98	ERILL TRALLERO, AINA	9	20:56.955	1 Volta	2:02.469	SUZUKI RMZ	Mc. Piera Scan	MX Fe	7
10	118	SOTO FERRANDIZ, ARIADNA	9	21:14.070	1 Volta	2:05.610	SIN MARCA	P.M.B.	MX Fe	6
11	214	ARIAS ORTEGA, ELSA	9	21:28.837	1 Volta	2:05.589	SIN MARCA	Mc VDB	MX Fe	5
12	99	GONZALEZ ANTOLIN, LAURA	8	21:41.607	2 Voltes	2:15.262	SIN MARCA	Mc Tot M.Regue	MX Fe	4

Marge de victòria

Velocitat mitja

Millor temps de volta Millor vel.

Millor volta per

7.258

61,062

1:46.034

67,903

29 - MAGALLON GUBAU, CARLA

Cap de cronometratge / Director de Cursa / President del jurat

Orbits

Lliga Catalana de Motocròs - Salomó

Volta a volta

MX FEMINÍ

Circuit Les Fontanes 2,000 km

Carrera 2

08/06/2019 12:12

Cursa (15:00 i 2 Voltes) started at 12:31:06

Competidors

Voltes

	0	1	2	3	4	5	6	7	8	9	10
1 STORM , AMANDA (6)	6	6	6	6	6	6	6	6	6	6	6
2 CALERO CHICHARRO, AIDA (113)	113	113	113	29	29	29	29	29	29	29	29
3 MAGALLON GUBAU, CARLA (29)	29	29	29	113	113	113	113	113	113	113	113
4 DEYA MOREY, PAU (15)	15	78	78	78	78	78	78	78	78	78	78
5 SEGURA AMBROS, ARIADNA (34)	34	34	34	83	83	83	83	83	83	83	83
6 ERILL TRALLERO, AINA (98)	98	15	83	34	34	34	34	34	34	34	34
7 BANUS GENOVE, MIREIA (78)	78	98	15	15	15	15	15	15	15	15	15
8 SOTO FERRANDIZ, ARIADNA (118)	118	83	98	98	98	98	98	31	31	31	31
9 ARIAS ORTEGA, ELSA (214)	214	118	118	118	31	31	31	98	98	98	98
10 BLANCO SEQUI, AITANA (83)	83	214	31	31	118	118	118	118	118	118	118
11 GONZALEZ ANTOLIN, LAURA (99)	99	31	214	214	214	214	214	214	214	214	214
12 CALMAESTRA MARMOL, LAURA (31)	31	99	99	99	99	99	99	99	99	99	99

Cap de cronometratge / Director de Cursa / President del jurat

Orbits



Lliga Catalana de Motocròs - Salomó

MX FEMINÍ

Circuit Les Fontanes 2,000 km

Carrera 2

08/06/2019 12:12

Cursa (15:00 i 2 Voltes) started at 12:31:06

Lap	Lap Tm	Diff	Time of Day
(6) STORM, AMANDA			
1	1:47.457	+1.254	12:34:38.542
2	1:47.909	+1.706	12:36:26.451
3	1:48.258	+2.055	12:38:14.709
4	1:46.855	+0.652	12:40:01.564
5	1:46.203		12:41:47.767
6	1:46.408	+0.205	12:43:34.175
7	1:46.539	+0.336	12:45:20.714
8	1:47.624	+1.421	12:47:08.338
9	1:48.614	+2.411	12:48:56.952
10	1:49.130	+2.927	12:50:46.082

Lap	Lap Tm	Diff	Time of Day
(29) MAGALLON GUBAU, CARLA			
1	1:46.757	+0.723	12:34:42.862
2	1:47.361	+1.327	12:36:30.223
3	1:46.483	+0.449	12:38:16.706
4	1:46.034		12:40:02.740
5	1:46.204	+0.170	12:41:48.944
6	1:49.796	+3.762	12:43:38.740
7	1:49.202	+3.168	12:45:27.942
8	1:49.983	+3.949	12:47:17.925
9	1:47.424	+1.390	12:49:05.349
10	1:47.991	+1.957	12:50:53.340

Lap	Lap Tm	Diff	Time of Day
(113) CALERO CHICHARRO, AIDA			
1	1:47.809		12:34:39.949
2	1:49.938	+2.129	12:36:29.887
3	1:52.402	+4.593	12:38:22.289
4	1:55.249	+7.440	12:40:17.538
5	1:53.273	+5.464	12:42:10.811
6	1:53.152	+5.343	12:44:03.963
7	1:54.056	+6.247	12:45:58.019
8	1:54.883	+7.074	12:47:52.902
9	1:52.702	+4.893	12:49:45.604
10	1:55.897	+8.088	12:51:41.501

Lap	Lap Tm	Diff	Time of Day
(78) BANUS GENOVE, MIREIA			
1	1:52.708	+0.256	12:35:02.431
2	2:04.233	+11.781	12:37:06.664
3	1:53.347	+0.895	12:39:00.011
4	1:53.193	+0.741	12:40:53.204
5	1:52.452		12:42:45.656
6	1:52.854	+0.402	12:44:38.510
7	1:53.539	+1.087	12:46:32.049
8	1:53.942	+1.490	12:48:25.991
9	1:55.448	+2.996	12:50:21.439
10	1:58.166	+5.714	12:52:19.605

Lap	Lap Tm	Diff	Time of Day
(83) BLANCO SEQUI, AITANA			
1	1:51.698		12:35:19.816
2	1:52.291	+0.593	12:37:12.107
3	1:56.142	+4.444	12:39:08.249
4	1:54.769	+3.071	12:41:03.018
5	1:53.526	+1.828	12:42:56.544
6	1:55.472	+3.774	12:44:52.016
7	1:54.964	+3.266	12:46:46.980
8	1:55.437	+3.739	12:48:42.417
9	2:07.496	+15.798	12:50:49.913

Lap	Lap Tm	Diff	Time of Day
(34) SEGURA AMBROS, ARIADNA			
1	1:59.824		12:35:08.870
2	2:00.745	+0.921	12:37:09.615
3	2:02.259	+2.435	12:39:11.874
4	2:02.136	+2.312	12:41:14.010
5	2:03.517	+3.693	12:43:17.527

Lap	Lap Tm	Diff	Time of Day
6	2:01.766	+1.942	12:45:19.293
7	2:00.631	+0.807	12:47:19.924
8	2:02.540	+2.716	12:49:22.464
9	2:05.067	+5.243	12:51:27.531

Lap	Lap Tm	Diff	Time of Day
(15) DEYA MOREY, PAU			
1	2:02.705	+0.524	12:35:10.546
2	2:04.106	+1.925	12:37:14.652
3	2:03.490	+1.309	12:39:18.142
4	2:02.921	+0.740	12:41:21.063
5	2:02.181		12:43:23.244
6	2:04.221	+2.040	12:45:27.465
7	2:05.207	+3.026	12:47:32.672
8	2:03.512	+1.331	12:49:36.184
9	2:03.804	+1.623	12:51:39.988

Lap	Lap Tm	Diff	Time of Day
(31) CALMAESTRA MARMOL, LAURA			
1	1:56.272		12:35:40.977
2	1:57.658	+1.386	12:37:38.635
3	2:00.871	+4.599	12:39:39.506
4	2:01.957	+5.685	12:41:41.463
5	2:03.448	+7.176	12:43:44.911
6	2:02.795	+6.523	12:45:47.706
7	2:04.239	+7.967	12:47:51.945
8	2:06.145	+9.873	12:49:58.090
9	2:05.201	+8.929	12:52:03.291

Lap	Lap Tm	Diff	Time of Day
(98) ERILL TRALLERO, AINA			
1	2:04.620	+2.151	12:35:13.786
2	2:06.262	+3.793	12:37:20.048
3	2:07.058	+4.589	12:39:27.106
4	2:04.595	+2.126	12:41:31.701
5	2:04.369	+1.900	12:43:36.070
6	2:08.787	+6.318	12:45:44.857
7	2:07.888	+5.419	12:47:52.745
8	2:08.684	+6.215	12:50:01.429
9	2:02.469		12:52:03.898

Lap	Lap Tm	Diff	Time of Day
(118) SOTO FERRANDIZ, ARIADNA			
1	2:09.239	+3.629	12:35:23.845
2	2:08.647	+3.037	12:37:32.492
3	2:06.547	+0.937	12:39:39.039
4	2:06.650	+1.040	12:41:45.689
5	2:07.249	+1.639	12:43:52.938
6	2:07.350	+1.740	12:46:00.288
7	2:06.478	+0.868	12:48:06.766
8	2:08.637	+3.027	12:50:15.403
9	2:05.610		12:52:21.013

Lap	Lap Tm	Diff	Time of Day
(214) ARIAS ORTEGA, ELSA			
1	2:13.947	+8.358	12:35:29.935
2	2:10.767	+5.178	12:37:40.702
3	2:06.694	+1.105	12:39:47.396
4	2:12.138	+6.549	12:41:59.534
5	2:07.634	+2.045	12:44:07.168
6	2:06.740	+1.151	12:46:13.908
7	2:07.558	+1.969	12:48:21.466
8	2:05.589		12:50:27.055
9	2:08.725	+3.136	12:52:35.780

Lap	Lap Tm	Diff	Time of Day
(99) GONZALEZ ANTOLIN, LAURA			
1	2:16.157	+0.895	12:35:59.666
2	2:15.262		12:38:14.928
3	2:19.206	+3.944	12:40:34.134
4	2:20.101	+4.839	12:42:54.235
5	2:26.535	+11.273	12:45:20.770

Cap de cronometratge / Director de Cursa / President del jurat

Orbits



Lliga Catalana de Motocròs - Salomó

Ordenat per la volta més ràpida

MX FEMINÍ

Circuit Les Fontanes 2,000 km

Entrenaments Qualificatius

08/06/2019 09:00

Classificació (20:00 Temps) started at 9:00:32

Pos.	Núm.	Nom	Millor Tm	Dif	En volta	Club	classe
1	113	CALERO CHICHARRO, AIDA	1:52.407		8	Mc Cifuentes	MX Femení
2	6	STORM , AMANDA	1:53.301	0.894	8	Mc St.Hilari	MX Femení
3	29	MAGALLON GUBAU, CARLA	1:53.956	1.549	8	Mc St.Hilari	MX Femení
4	78	BANUS GENOVE, MIREIA	2:00.400	7.993	7	Peu a Baix	MX Femení
5	83	BLANCO SEQUI, AITANA	2:01.868	9.461	7	Ctat. Albaida	MX Femení
6	31	CALMAESTRA MARMOL, LAURA	2:07.548	15.141	4	Cm. Porrerenc	MX Femení
7	98	ERILL TRALLERO, AINA	2:08.600	16.193	5	Mc. Piera Scan	MX Femení
8	34	SEGURA AMBROS, ARIADNA	2:11.227	18.820	6	Mc B.Bergueda	MX Femení
9	214	ARIAS ORTEGA, ELSA	2:13.345	20.938	8	Mc VDB	MX Femení
10	15	DEYA MOREY, PAU	2:17.054	24.647	7	Cm. Porrerenc	MX Femení
11	118	SOTO FERRANDIZ, ARIADNA	2:17.489	25.082	7	P.M.B.	MX Femení
12	99	GONZALEZ ANTOLIN, LAURA	2:27.039	34.632	5	Mc Tot M.Reguers	MX Femení



Lliga Catalana de Motocròs - Salomó

MX FEMINÍ

Circuit Les Fontanes 2,000 km

Entrenaments Qualificatius

08/06/2019 09:00

Classificació (20:00 Temps) started at 9:00:32

Lap	Lap Tm	Diff	Time of Day
-----	--------	------	-------------

(113) CALERO CHICHARRO, AIDA

1	2:03.424	+11.017	9:05:56.449
2	2:01.499	+9.092	9:07:57.948
3	1:54.930	+2.523	9:09:52.878
4	1:58.822	+6.415	9:11:51.700
5	3:48.475	+1:56.068	9:15:40.175
6	1:54.292	+1.885	9:17:34.467
7	1:55.048	+2.641	9:19:29.515
8	1:52.407		9:21:21.922

(6) STORM , AMANDA

1	1:55.735	+2.434	9:04:43.559
2	1:55.886	+2.585	9:06:39.445
3	1:55.465	+2.164	9:08:34.910
4	1:57.848	+4.547	9:10:32.758
5	1:55.886	+2.585	9:12:28.644
6	1:53.525	+0.224	9:14:22.169
7	1:54.108	+0.807	9:16:16.277
8	1:53.301		9:18:09.578
9	1:53.843	+0.542	9:20:03.421
10	1:54.203	+0.902	9:21:57.624

(29) MAGALLON GUBAU, CARLA

1	2:03.643	+9.687	9:05:34.587
2	1:59.840	+5.884	9:07:34.427
3	1:58.174	+4.218	9:09:32.601
4	1:55.439	+1.483	9:11:28.040
5	1:54.518	+0.562	9:13:22.558
6	1:58.417	+4.461	9:15:20.975
7	3:38.029	+1:44.073	9:18:59.004
8	1:53.956		9:20:52.960

(78) BANUS GENOVE, MIREIA

1	2:07.192	+6.792	9:05:14.677
2	2:03.405	+3.005	9:07:18.082
3	2:01.881	+1.481	9:09:19.963
4	2:00.607	+0.207	9:11:20.570
5	2:04.165	+3.765	9:13:24.735
6	2:06.604	+6.204	9:15:31.339
7	2:00.400		9:17:31.739
8	2:06.396	+5.996	9:19:38.135
9	2:03.338	+2.938	9:21:41.473

(83) BLANCO SEQUI, AITANA

1	2:18.159	+16.291	9:05:55.770
2	2:17.123	+15.255	9:08:12.893
3	2:11.693	+9.825	9:10:24.586
4	2:10.921	+9.053	9:12:35.507
5	4:47.389	+2:45.521	9:17:22.896
6	2:03.653	+1.785	9:19:26.549
7	2:01.868		9:21:28.417

(31) CALMAESTRA MARMOL, LAURA

1	5:17.485	+3:09.937	9:08:24.156
2	2:14.552	+7.004	9:10:38.708
3	2:14.131	+6.583	9:12:52.839
4	2:07.548		9:15:00.387
5	2:18.967	+11.419	9:17:19.354
6	4:29.143	+2:21.595	9:21:48.497

(98) ERILL TRALLERO, AINA

1	2:22.890	+14.290	9:10:32.794
2	2:21.965	+13.365	9:12:54.759
3	2:12.480	+3.880	9:15:07.239
4	2:12.999	+4.399	9:17:20.238

Lap	Lap Tm	Diff	Time of Day
-----	--------	------	-------------

5	2:08.600		9:19:28.838
6	2:11.775	+3.175	9:21:40.613

(34) SEGURA AMBROS, ARIADNA

1	2:20.442	+9.215	9:06:19.598
2	2:14.373	+3.146	9:08:33.971
3	2:15.580	+4.353	9:10:49.551
4	2:13.494	+2.267	9:13:03.045
5	2:13.595	+2.368	9:15:16.640
6	2:11.227		9:17:27.867
7	2:12.502	+1.275	9:19:40.369
8	2:11.369	+0.142	9:21:51.738

(214) ARIAS ORTEGA, ELSA

1	2:21.637	+8.292	9:05:54.298
2	2:17.308	+3.963	9:08:11.606
3	2:19.373	+6.028	9:10:30.979
4	2:20.365	+7.020	9:12:51.344
5	2:15.510	+2.165	9:15:06.854
6	2:16.286	+2.941	9:17:23.140
7	2:16.172	+2.827	9:19:39.312
8	2:13.345		9:21:52.657

(15) DEYA MOREY, PAU

1	2:26.096	+9.042	9:05:35.508
2	2:22.720	+5.666	9:07:58.228
3	2:21.116	+4.062	9:10:19.344
4	2:24.422	+7.368	9:12:43.766
5	2:18.764	+1.710	9:15:02.530
6	2:17.220	+0.166	9:17:19.750
7	2:17.054		9:19:36.804
8	2:17.194	+0.140	9:21:53.998

(118) SOTO FERRANDIZ, ARIADNA

1	2:28.359	+10.870	9:05:33.653
2	2:28.600	+11.111	9:08:02.253
3	2:26.849	+9.360	9:10:29.102
4	2:26.345	+8.856	9:12:55.447
5	2:24.246	+6.757	9:15:19.693
6	2:18.581	+1.092	9:17:38.274
7	2:17.489		9:19:55.763
8	2:17.770	+0.281	9:22:13.533

(99) GONZALEZ ANTOLIN, LAURA

1	2:40.795	+13.756	9:07:54.014
2	2:40.063	+13.024	9:10:34.077
3	2:37.954	+10.915	9:13:12.031
4	2:33.206	+6.167	9:15:45.237
5	2:27.039		9:18:12.276
6	2:29.311	+2.272	9:20:41.587

Cap de cronometratge / Director de Cursa / President del jurat

Orbits

