


MX Camp. Prov. de Lleida - Almenar

MX1 - MX2

Circuit El Terre 2,000 km

Classificació Final



Pos.	Núm.	Nom	Llicència	Club	R1.	R2.	Total Punts
MX1							
1	51	CASTRO ORTEGA, SERGIO	137083-L	Mc Cifuentes	25	25	50
2	5	RAUFAST PARDO, RICARDO	53621-Z	Esc. A Full	20	20	40
3	94	CABEZAS MOLET, IBAN LLUIS	137817-L	Mc. Segre	16	16	32
MX2							
1	165	MONNE VILES, ADRIA	137181-L	Mc. Segre	25	25	50
2	213	GAYA HERNANDEZ, JAUME	137067-L	Mc. Segre	20	20	40
3	287	GARRALON LORITE, DANIEL	137030-L	Mc. Segre	16	16	32
4	38	OLIVERA MARTINEZ, JAN	136941-B	Mc. Segre	13	11	24
5	341	SISO NOFRE, DANIEL	137122-L	MC Alpicat	11	10	21
6	2	CABEZAS MOLET, XAVIER	138351-L	Mc. Segre	0	13	13



7 d'octubre de 2018 - Circuit El Terre - Almenar

MX Camp. Prov. de Lleida - Almenar

classificat per voltes

MX1 - MX2	Circuit El Terre 2,000 km
Carrera 1	06/10/2018 10:30
Cursa (20:00 i 2 Voltes) started at 10:30:00	

Pos.	Núm.	Nom	Voltes	Total Ts	Dif	Millor Tm	Moto	Club	classe	Punts
1	51	CASTRO ORTEGA, SERGIO	14	23:22.985		1:38.689	KAWASAKI	Mc Cifuentes	MX1	25
2	165	MONNE VILES, ADRIA	14	25:08.809	1:45.824	1:46.192	SIN MARCA	Mc. Segre	MX2	25
3	213	GAYA HERNANDEZ, JAUME	13	24:33.979	1 Volta	1:49.829	SUZUKI	Mc. Segre	MX2	20
4	287	GARRALON LORITE, DANIEL	13	24:38.366	1 Volta	1:51.275	KAWASAKI	Mc. Segre	MX2	16
5	5	RAUFAST PARDO, RICARDO	13	24:43.530	1 Volta	1:49.976	YAMAHA	Esc. A Full	MX1	20
6	94	CABEZAS MOLET, IBAN LLUIS	13	25:27.575	1 Volta	1:53.577	SIN MARCA	Mc. Segre	MX1	16
7	38	OLIVERA MARTINEZ, JAN	12	24:04.189	2 Voltes	1:57.111	YAMAHA	Mc. Segre	MX2	13
8	341	SISO NOFRE, DANIEL	12	24:42.128	2 Voltes	1:57.521	HUSQVARNA	MC Alpicat	MX2	11
No classificat										
NT	2	CABEZAS MOLET, XAVIER	4	8:46.933	NT	1:51.976	SIN MARCA	Mc. Segre	MX2	0

Marge de victòria	Velocitat mitja	Millor temps de volta	Millor vel.	Millor volta per
1:45.824	71,847	1:38.689	72,956	51 - CASTRO ORTEGA, SERGIO

Cap de cronometratge / Director de Cursa / President del Jurat	Orbits
---	---------------

7 d'octubre de 2018 - Circuit El Terre - Almenar

MX Camp. Prov. de Lleida - Almenar

classificat per voltes

MX1 - MX2	Circuit El Terre 2,000 km	
Carrera 1	06/10/2018 10:30	
Cursa (20:00 i 2 Voltes) started at 10:30:00		

Pos.	Núm.	Nom	Voltes	Total Ts	Dif	Millor Tm	Moto	Club	classe	Punts
MX1										
1	51	CASTRO ORTEGA, SERGIO	14	23:22.985		1:38.689	KAWASAKI	Mc Cifuentes	MX1	25
2	5	RAUFAST PARDO, RICARDO	13	24:43.530	1 Volta	1:49.976	YAMAHA	Esc. A Full	MX1	20
3	94	CABEZAS MOLET, IBAN LLUIS	13	25:27.575	1 Volta	1:53.577	SIN MARCA	Mc. Segre	MX1	16
MX2										
1	165	MONNE VILES, ADRIA	14	25:08.809		1:46.192	SIN MARCA	Mc. Segre	MX2	25
2	213	GAYA HERNANDEZ, JAUME	13	24:33.979	1 Volta	1:49.829	SUZUKI	Mc. Segre	MX2	20
3	287	GARRALON LORITE, DANIEL	13	24:38.366	1 Volta	1:51.275	KAWASAKI	Mc. Segre	MX2	16
4	38	OLIVERA MARTINEZ, JAN	12	24:04.189	2 Voltes	1:57.111	YAMAHA	Mc. Segre	MX2	13
5	341	SISO NOFRE, DANIEL	12	24:42.128	2 Voltes	1:57.521	HUSQVARNA	MC Alpicat	MX2	11
No classificat										
NT	2	CABEZAS MOLET, XAVIER	4	8:46.933	NT	1:51.976	SIN MARCA	Mc. Segre	MX2	0

Marge de victòria	Velocitat mitja	Millor temps de volta	Millor vel.	Millor volta per
1:45.824	71,847	1:38.689	72,956	51 - CASTRO ORTEGA, SERGIO

Cap de cronometratge / Director de Cursa / President del Jurat

Orbits

MX Camp. Prov. de Lleida - Almenar

Volta a volta

MX1 - MX2

Circuit El Terre 2,000 km

Carrera 1

06/10/2018 10:30

Cursa (20:00 i 2 Voltes) started at 10:30:00

Competidors

	Voltes														
	0	1	2	3	4	5	6	7	8	9	10	11	12	13	14
CASTRO ORTEGA, SERGIO (51)	51	51	51	51	51	51	51	51	51	51	51	51	51	51	51
MONNE VILES, ADRIA (165)	165	213	165	165	165	165	165	165	165	165	165	165	165	165	165
GAYA HERNANDEZ, JAUME (213)	213	165	213	213	213	213	213	213	213	213	213	213	213	213	213
GARRALON LORITE, DANIEL (287)	287	287	287	287	287	287	287	287	287	287	287	287	287	287	287
RAUFAST PARDO, RICARDO (5)	5	5	5	5	5	5	94	94	5	5	5	5	5	5	5
CABEZAS MOLET, IBAN LLUIS (94)	94	2	2	94	94	94	5	5	94	94	94	94	94	94	94
CABEZAS MOLET, XAVIER (2)	2	94	94	2	38	38	38	38	38	38	38	38	38	38	38
OLIVERA MARTINEZ, JAN (38)	38	38	38	38	341	341	341	341	341	341	341	341	341	341	341
SISO NOFRE, DANIEL (341)	341	341	341	341	2										



MX Camp. Prov. de Lleida - Almenar

MX1 - MX2

Circuit El Terre 2,000 km

Carrera 1

06/10/2018 10:30

Cursa (20:00 i 2 Voltes) started at 10:30:00

Lap	Lap Tm	Diff	Time of Day
(51) CASTRO ORTEGA, SERGIO			
1	1:41.316	+2.627	10:31:46.105
2	1:40.829	+2.140	10:33:26.934
3	1:39.485	+0.796	10:35:06.419
4	1:39.194	+0.505	10:36:45.613
5	1:38.689		10:38:24.302
6	1:39.872	+1.183	10:40:04.174
7	1:39.794	+1.105	10:41:43.968
8	1:40.386	+1.697	10:43:24.354
9	1:40.217	+1.528	10:45:04.571
10	1:40.951	+2.262	10:46:45.522
11	1:39.892	+1.203	10:48:25.414
12	1:39.161	+0.472	10:50:04.575
13	1:39.269	+0.580	10:51:43.844
14	1:39.236	+0.547	10:53:23.080

Lap	Lap Tm	Diff	Time of Day
(165) MONNE VILES, ADRIA			
1	1:50.472	+4.280	10:31:55.694
2	1:47.417	+1.225	10:33:43.111
3	1:46.466	+0.274	10:35:29.577
4	1:46.402	+0.210	10:37:15.979
5	1:47.132	+0.940	10:39:03.111
6	1:46.808	+0.616	10:40:49.919
7	1:47.461	+1.269	10:42:37.380
8	1:47.795	+1.603	10:44:25.175
9	1:47.058	+0.866	10:46:12.233
10	1:48.092	+1.900	10:48:00.325
11	1:47.223	+1.031	10:49:47.548
12	1:47.174	+0.982	10:51:34.722
13	1:46.192		10:53:20.914
14	1:47.990	+1.798	10:55:08.904

Lap	Lap Tm	Diff	Time of Day
(213) GAYA HERNANDEZ, JAUME			
1	1:49.829		10:31:55.060
2	1:50.949	+1.120	10:33:46.009
3	1:52.600	+2.771	10:35:38.609
4	1:50.198	+0.369	10:37:28.807
5	1:49.974	+0.145	10:39:18.781
6	1:51.215	+1.386	10:41:09.996
7	1:52.781	+2.952	10:43:02.777
8	1:56.087	+6.258	10:44:58.864
9	1:51.957	+2.128	10:46:50.821
10	1:59.973	+10.144	10:48:50.794
11	1:51.885	+2.056	10:50:42.679
12	1:54.825	+4.996	10:52:37.504
13	1:56.570	+6.741	10:54:34.074

Lap	Lap Tm	Diff	Time of Day
(287) GARRALON LORITE, DANIEL			
1	1:53.528	+2.253	10:31:58.821
2	1:51.753	+0.478	10:33:50.574
3	1:51.822	+0.547	10:35:42.396
4	1:51.275		10:37:33.671
5	1:51.919	+0.644	10:39:25.590
6	1:53.507	+2.232	10:41:19.097
7	1:53.625	+2.350	10:43:12.722
8	1:53.697	+2.422	10:45:06.419
9	1:53.704	+2.429	10:47:00.123
10	1:53.318	+2.043	10:48:53.441
11	1:54.075	+2.800	10:50:47.516
12	1:54.429	+3.154	10:52:41.945
13	1:56.516	+5.241	10:54:38.461

Lap	Lap Tm	Diff	Time of Day
(5) RAUFAST PARDO, RICARDO			
1	1:54.356	+4.380	10:31:59.665
2	1:52.178	+2.202	10:33:51.843

Lap	Lap Tm	Diff	Time of Day
3	1:51.133	+1.157	10:35:42.976
4	1:51.228	+1.252	10:37:34.204
5	1:51.668	+1.692	10:39:25.872
6	2:17.839	+27.863	10:41:43.711
7	1:50.783	+0.807	10:43:34.494
8	1:49.976		10:45:24.470
9	1:50.767	+0.791	10:47:15.237
10	1:51.405	+1.429	10:49:06.642
11	1:51.060	+1.084	10:50:57.702
12	1:52.870	+2.894	10:52:50.572
13	1:53.053	+3.077	10:54:43.625

Lap	Lap Tm	Diff	Time of Day
(94) CABEZAS MOLET, IBAN LLUIS			
1	1:57.820	+4.243	10:32:03.233
2	1:53.577		10:33:56.810
3	1:54.423	+0.846	10:35:51.233
4	1:56.804	+3.227	10:37:48.037
5	1:56.935	+3.358	10:39:44.972
6	1:54.661	+1.084	10:41:39.633
7	1:53.868	+0.291	10:43:33.501
8	1:54.847	+1.270	10:45:28.348
9	1:58.027	+4.450	10:47:26.375
10	2:00.823	+7.246	10:49:27.198
11	1:57.002	+3.425	10:51:24.200
12	1:58.296	+4.719	10:53:22.496
13	2:05.174	+11.597	10:55:27.670

Lap	Lap Tm	Diff	Time of Day
(38) OLIVERA MARTINEZ, JAN			
1	1:59.480	+2.369	10:32:05.094
2	2:03.411	+6.300	10:34:08.505
3	1:57.991	+0.880	10:36:06.496
4	1:58.555	+1.444	10:38:05.051
5	1:58.245	+1.134	10:40:03.296
6	1:59.366	+2.255	10:42:02.662
7	1:58.435	+1.324	10:44:01.097
8	1:57.111		10:45:58.208
9	1:57.182	+0.071	10:47:55.390
10	2:02.275	+5.164	10:49:57.665
11	2:01.895	+4.784	10:51:59.560
12	2:04.724	+7.613	10:54:04.284

Lap	Lap Tm	Diff	Time of Day
(341) SISO NOFRE, DANIEL			
1	2:05.411	+7.890	10:32:11.284
2	1:58.675	+1.154	10:34:09.959
3	1:57.521		10:36:07.480
4	1:59.056	+1.535	10:38:06.536
5	1:58.095	+0.574	10:40:04.631
6	1:58.652	+1.131	10:42:03.283
7	2:01.063	+3.542	10:44:04.346
8	2:00.902	+3.381	10:46:05.248
9	2:02.320	+4.799	10:48:07.568
10	2:11.236	+13.715	10:50:18.804
11	2:12.280	+14.759	10:52:31.084
12	2:11.139	+13.618	10:54:42.223

Lap	Lap Tm	Diff	Time of Day
(2) CABEZAS MOLET, XAVIER			
1	1:56.457	+4.481	10:32:02.026
2	1:51.976		10:33:54.002
3	2:11.550	+19.574	10:36:05.552
4	2:41.476	+49.500	10:38:47.028



7 d'octubre de 2018 - Circuit El Terre - Almenar

MX Camp. Prov. de Lleida - Almenar

classificat per voltes

MX1 - MX2	Circuit El Terre 2,000 km
Carrera 2	06/10/2018 12:05
Cursa (20:00 i 2 Voltes) started at 12:06:20	

Pos.	Núm.	Nom	Voltes	Total Ts	Dif	Millor Tm	Moto	Club	classe	Punts
1	51	CASTRO ORTEGA, SERGIO	14	23:22.848		1:39.147	KAWASAKI	Mc Cifuentes	MX1	25
2	165	MONNE VILES, ADRIA	14	24:59.612	1:36.764	1:45.880	SIN MARCA	Mc. Segre	MX2	25
3	213	GAYA HERNANDEZ, JAUME	13	24:10.345	1 Volta	1:49.715	SUZUKI	Mc. Segre	MX2	20
4	5	RAUFAST PARDO, RICARDO	13	24:36.612	1 Volta	1:50.844	YAMAHA	Esc. A Full	MX1	20
5	287	GARRALON LORITE, DANIEL	13	24:41.367	1 Volta	1:51.670	KAWASAKI	Mc. Segre	MX2	16
6	94	CABEZAS MOLET, IBAN LLUIS	13	25:23.287	1 Volta	1:51.461	SIN MARCA	Mc. Segre	MX1	16
7	2	CABEZAS MOLET, XAVIER	12	23:36.063	2 Voltes	1:53.333	SIN MARCA	Mc. Segre	MX2	13
8	38	OLIVERA MARTINEZ, JAN	12	23:57.662	2 Voltes	1:56.040	YAMAHA	Mc. Segre	MX2	11
9	341	SISO NOFRE, DANIEL	11	23:24.902	3 Voltes	1:57.984	HUSQVARNA	MC Alpicat	MX2	10


Marge de victòria	Velocitat mitja	Millor temps de volta	Millor vel.	Millor volta per
1:36.764	71,854	1:39.147	72,619	51 - CASTRO ORTEGA, SERGIO

Cap de cronometratge / Director de Cursa / President del Jurat Orbits

7 d'octubre de 2018 - Circuit El Terre - Almenar

MX Camp. Prov. de Lleida - Almenar

classificat per voltes

MX1 - MX2	Circuit El Terre 2,000 km	
Carrera 2	06/10/2018 12:05	
Cursa (20:00 i 2 Voltes) started at 12:06:20		

Pos.	Núm.	Nom	Voltes	Total Ts	Dif	Millor Tm	Moto	Club	classe	Punts
MX1										
1	51	CASTRO ORTEGA, SERGIO	14	23:22.848		1:39.147	KAWASAKI	Mc Cifuentes	MX1	25
2	5	RAUFAST PARDO, RICARDO	13	24:36.612	1 Volta	1:50.844	YAMAHA	Esc. A Full	MX1	20
3	94	CABEZAS MOLET, IBAN LLUIS	13	25:23.287	1 Volta	1:51.461	SIN MARCA	Mc. Segre	MX1	16
MX2										
1	165	MONNE VILES, ADRIA	14	24:59.612		1:45.880	SIN MARCA	Mc. Segre	MX2	25
2	213	GAYA HERNANDEZ, JAUME	13	24:10.345	1 Volta	1:49.715	SUZUKI	Mc. Segre	MX2	20
3	287	GARRALON LORITE, DANIEL	13	24:41.367	1 Volta	1:51.670	KAWASAKI	Mc. Segre	MX2	16
4	2	CABEZAS MOLET, XAVIER	12	23:36.063	2 Voltes	1:53.333	SIN MARCA	Mc. Segre	MX2	13
5	38	OLIVERA MARTINEZ, JAN	12	23:57.662	2 Voltes	1:56.040	YAMAHA	Mc. Segre	MX2	11
6	341	SISO NOFRE, DANIEL	11	23:24.902	3 Voltes	1:57.984	HUSQVARNA	MC Alpicat	MX2	10

Marge de victòria	Velocitat mitja	Millor temps de volta	Millor vel.	Millor volta per
1:36.764	71,854	1:39.147	72,619	51 - CASTRO ORTEGA, SERGIO

Cap de cronometratge / Director de Cursa / President del Jurat **Orbits**

MX Camp. Prov. de Lleida - Almenar

Volta a volta

MX1 - MX2

Circuit El Terre 2,000 km

Carrera 2

06/10/2018 12:05

Cursa (20:00 i 2 Voltes) started at 12:06:20

Competidors

	Voltes														
	0	1	2	3	4	5	6	7	8	9	10	11	12	13	14
CASTRO ORTEGA, SERGIO (51)	51	51	51	51	51	51	51	51	51	51	51	51	51	51	51
MONNE VILES, ADRIA (165)	165	165	165	165	165	165	165	165	165	165	165	165	165	165	165
GAYA HERNANDEZ, JAUME (213)	213	213	213	213	213	213	213	213	213	213	213	213	213	213	213
RAUFAST PARDO, RICARDO (5)	5	287	287	287	287	287	287	5	5	5	5	5	5	5	5
GARRALON LORITE, DANIEL (287)	287	94	94	94	94	94	5	287	287	287	287	287	287	287	287
CABEZAS MOLET, IBAN LLUIS (94)	94	5	5	5	5	5	94	94	94	94	94	94	94	94	94
OLIVERA MARTINEZ, JAN (38)	38	2	2	2	2	2	2	2	2	2	2	2	2	2	2
CABEZAS MOLET, XAVIER (2)	2	38	38	38	38	38	38	38	38	38	38	38	38	38	38
SISO NOFRE, DANIEL (341)	341	341	341	341	341	341	341	341	341	341	341	341	341	341	341



MX Camp. Prov. de Lleida - Almenar

MX1 - MX2

Circuit El Terre 2,000 km

Carrera 2

06/10/2018 12:05

Cursa (20:00 i 2 Voltes) started at 12:06:20

Lap	Lap Tm	Diff	Time of Day
(51) CASTRO ORTEGA, SERGIO			
1	1:40.703	+1.556	12:08:04.989
2	1:39.374	+0.227	12:09:44.363
3	1:39.718	+0.571	12:11:24.081
4	1:39.319	+0.172	12:13:03.400
5	1:39.147		12:14:42.547
6	1:39.447	+0.300	12:16:21.994
7	1:40.743	+1.596	12:18:02.737
8	1:39.866	+0.719	12:19:42.603
9	1:40.556	+1.409	12:21:23.159
10	1:39.947	+0.800	12:23:03.106
11	1:39.663	+0.516	12:24:42.769
12	1:39.836	+0.689	12:26:22.605
13	1:40.505	+1.358	12:28:03.110
14	1:40.730	+1.583	12:29:43.840

Lap	Lap Tm	Diff	Time of Day
(165) MONNE VILES, ADRIA			
1	1:46.860	+0.980	12:08:11.399
2	1:46.418	+0.538	12:09:57.817
3	1:45.941	+0.061	12:11:43.758
4	1:45.880		12:13:29.638
5	1:46.380	+0.500	12:15:16.018
6	1:47.507	+1.627	12:17:03.525
7	1:46.804	+0.924	12:18:50.329
8	1:46.567	+0.687	12:20:36.896
9	1:46.303	+0.423	12:22:23.199
10	1:46.217	+0.337	12:24:09.416
11	1:46.116	+0.236	12:25:55.532
12	1:46.042	+0.162	12:27:41.574
13	1:48.297	+2.417	12:29:29.871
14	1:50.733	+4.853	12:31:20.604

Lap	Lap Tm	Diff	Time of Day
(213) GAYA HERNANDEZ, JAUME			
1	1:52.006	+2.291	12:08:16.583
2	1:50.846	+1.131	12:10:07.429
3	1:49.715		12:11:57.144
4	1:50.474	+0.759	12:13:47.618
5	1:50.951	+1.236	12:15:38.569
6	1:50.332	+0.617	12:17:28.901
7	1:50.553	+0.838	12:19:19.454
8	1:50.638	+0.923	12:21:10.092
9	1:52.248	+2.533	12:23:02.340
10	1:52.635	+2.920	12:24:54.975
11	1:51.627	+1.912	12:26:46.602
12	1:52.471	+2.756	12:28:39.073
13	1:52.264	+2.549	12:30:31.337

Lap	Lap Tm	Diff	Time of Day
(5) RAUFAS Pardo, RICARDO			
1	1:57.396	+6.552	12:08:22.105
2	1:52.426	+1.582	12:10:14.531
3	1:50.844		12:12:05.375
4	1:52.641	+1.797	12:13:58.016
5	1:52.214	+1.370	12:15:50.230
6	1:51.288	+0.444	12:17:41.518
7	1:51.811	+0.967	12:19:33.329
8	1:51.821	+0.977	12:21:25.150
9	1:51.582	+0.738	12:23:16.732
10	1:52.055	+1.211	12:25:08.787
11	1:53.666	+2.822	12:27:02.453
12	1:57.112	+6.268	12:28:59.565
13	1:58.039	+7.195	12:30:57.604

Lap	Lap Tm	Diff	Time of Day
(287) GARRALON LORITE, DANIEL			
1	1:54.537	+2.867	12:08:19.259
2	1:51.822	+0.152	12:10:11.081

Lap	Lap Tm	Diff	Time of Day
3	1:51.670		12:12:02.751
4	1:52.280	+0.610	12:13:55.031
5	1:52.879	+1.209	12:15:47.910
6	1:52.805	+1.135	12:17:40.715
7	1:53.887	+2.217	12:19:34.602
8	1:54.607	+2.937	12:21:29.209
9	1:53.658	+1.988	12:23:22.867
10	1:54.240	+2.570	12:25:17.107
11	1:54.257	+2.587	12:27:11.364
12	1:55.516	+3.846	12:29:06.880
13	1:55.479	+3.809	12:31:02.359

Lap	Lap Tm	Diff	Time of Day
(94) CABEZAS MOLET, IBAN LLUIS			
1	1:55.680	+4.219	12:08:20.405
2	1:51.461		12:10:11.866
3	1:52.254	+0.793	12:12:04.120
4	1:52.829	+1.368	12:13:56.949
5	1:52.371	+0.910	12:15:49.320
6	1:57.057	+5.596	12:17:46.377
7	1:55.254	+3.793	12:19:41.631
8	1:56.141	+4.680	12:21:37.772
9	1:59.107	+7.646	12:23:36.879
10	1:59.538	+8.077	12:25:36.417
11	1:58.527	+7.066	12:27:34.944
12	2:02.192	+10.731	12:29:37.136
13	2:07.143	+15.682	12:31:44.279

Lap	Lap Tm	Diff	Time of Day
(2) CABEZAS MOLET, XAVIER			
1	1:58.698	+5.365	12:08:23.682
2	1:53.992	+0.659	12:10:17.674
3	1:53.333		12:12:11.007
4	1:54.171	+0.838	12:14:05.178
5	1:55.912	+2.579	12:16:01.090
6	1:55.719	+2.386	12:17:56.809
7	1:58.564	+5.231	12:19:55.373
8	1:57.665	+4.332	12:21:53.038
9	1:59.731	+6.398	12:23:52.769
10	2:00.421	+7.088	12:25:53.190
11	2:00.879	+7.546	12:27:54.069
12	2:02.986	+9.653	12:29:57.055

Lap	Lap Tm	Diff	Time of Day
(38) OLIVERA MARTINEZ, JAN			
1	2:00.549	+4.509	12:08:25.514
2	1:57.019	+0.979	12:10:22.533
3	1:56.040		12:12:18.573
4	1:56.922	+0.882	12:14:15.495
5	1:58.737	+2.697	12:16:14.232
6	2:00.088	+4.048	12:18:14.320
7	2:00.114	+4.074	12:20:14.434
8	2:00.787	+4.747	12:22:15.221
9	1:59.540	+3.500	12:24:14.761
10	2:00.291	+4.251	12:26:15.052
11	2:00.848	+4.808	12:28:15.900
12	2:02.754	+6.714	12:30:18.654

Lap	Lap Tm	Diff	Time of Day
(341) SISO NOFRE, DANIEL			
1	2:03.326	+5.342	12:08:28.417
2	1:57.984		12:10:26.401
3	1:57.991	+0.007	12:12:24.392
4	2:01.079	+3.095	12:14:25.471
5	2:04.233	+6.249	12:16:29.704
6	2:04.705	+6.721	12:18:34.409
7	2:05.903	+7.919	12:20:40.312
8	2:04.349	+6.365	12:22:44.661
9	2:04.571	+6.587	12:24:49.232
10	2:06.267	+8.283	12:26:55.499



7 d'octubre de 2018 - Circuit El Terre - Almenar

MX Camp. Prov. de Lleida - Almenar

Ordenat per la volta més ràpida

MX1 - MX2

Circuit El Terre 2,000 km

Entrenaments Qualificatius

06/10/2018 09:00

Classificació (20:00 Temps) started at 9:00:31

Pos.	Núm.	Nom	Millor Tm	Dif	En volta	Club	classe
1	51	CASTRO ORTEGA, SERGIO	1:40.185		9	Mc Cifuentes	MX1
2	165	MONNE VILES, ADRIA	1:46.089	5.904	9	Mc. Segre	MX2
3	213	GAYA HERNANDEZ, JAUME	1:50.340	10.155	5	Mc. Segre	MX2
4	287	GARRALON LORITE, DANIEL	1:51.066	10.881	6	Mc. Segre	MX2
5	2	CABEZAS MOLET, XAVIER	1:51.695	11.510	4	Mc. Segre	MX2
6	94	CABEZAS MOLET, IBAN LLUIS	1:53.261	13.076	5	Mc. Segre	MX1
7	5	RAUFAST PARDO, RICARDO	1:53.481	13.296	5	Esc. A Full	MX1
8	38	OLIVERA MARTINEZ, JAN	1:55.831	15.646	9	Mc. Segre	MX2
9	341	SISO NOFRE, DANIEL	2:07.269	27.084	7	MC Alpicat	MX2

Cap de cronometratge / Director de Cursa / President del Jurat

Orbits



MX Camp. Prov. de Lleida - Almenar

MX1 - MX2

Circuit El Terre 2,000 km

Entrenaments Qualificatius

06/10/2018 09:00

Classificació (20:00 Temps) started at 9:00:31

Lap	Lap Tm	Diff	Time of Day
(51) CASTRO ORTEGA, SERGIO			
1	2:02.913	+22.728	9:04:09.265
2	1:51.199	+11.014	9:06:00.464
3	1:46.882	+6.697	9:07:47.346
4	2:01.077	+20.892	9:09:48.423
5	1:43.491	+3.306	9:11:31.914
6	2:08.176	+27.991	9:13:40.090
7	1:41.224	+1.039	9:15:21.314
8	2:04.142	+23.957	9:17:25.456
9	1:40.185		9:19:05.641
10	2:06.624	+26.439	9:21:12.265

(165) MONNE VILES, ADRIA			
1	1:57.634	+11.545	9:02:33.833
2	1:57.221	+11.132	9:04:31.054
3	1:50.064	+3.975	9:06:21.118
4	2:15.079	+28.990	9:08:36.197
5	1:49.239	+3.150	9:10:25.436
6	2:04.953	+18.864	9:12:30.389
7	1:47.370	+1.281	9:14:17.759
8	2:15.684	+29.595	9:16:33.443
9	1:46.089		9:18:19.532
10	2:46.729	+1:00.640	9:21:06.261

(213) GAYA HERNANDEZ, JAUME			
1	2:13.796	+23.456	9:06:15.691
2	1:53.761	+3.421	9:08:09.452
3	1:52.421	+2.081	9:10:01.873
4	2:31.359	+41.019	9:12:33.232
5	1:50.340		9:14:23.572

(287) GARRALON LORITE, DANIEL			
1	2:21.930	+30.864	9:03:04.250
2	1:55.556	+4.490	9:04:59.806
3	2:15.762	+24.696	9:07:15.568
4	1:52.476	+1.410	9:09:08.044
5	2:32.841	+41.775	9:11:40.885
6	1:51.066		9:13:31.951
7	2:39.167	+48.101	9:16:11.118
8	2:05.718	+14.652	9:18:16.836
9	1:51.134	+0.068	9:20:07.970
10	2:15.626	+24.560	9:22:23.596

(2) CABEZAS MOLET, XAVIER			
1	2:20.818	+29.123	9:07:25.117
2	2:01.732	+10.037	9:09:26.849
3	1:53.650	+1.955	9:11:20.499
4	1:51.695		9:13:12.194

(94) CABEZAS MOLET, IBAN LLUIS			
1	2:15.638	+22.377	9:09:09.385
2	2:02.109	+8.848	9:11:11.494
3	1:54.782	+1.521	9:13:06.276
4	2:06.860	+13.599	9:15:13.136
5	1:53.261		9:17:06.397

(5) RAUFAST PARDO, RICARDO			
1	2:34.036	+40.555	9:06:00.193
2	2:06.614	+13.133	9:08:06.807
3	1:57.803	+4.322	9:10:04.610
4	1:54.449	+0.968	9:11:59.059
5	1:53.481		9:13:52.540
6	1:56.101	+2.620	9:15:48.641
7	2:01.508	+8.027	9:17:50.149
8	2:04.669	+11.188	9:19:54.818

Lap	Lap Tm	Diff	Time of Day
9	2:01.524	+8.043	9:21:56.342

(38) OLIVERA MARTINEZ, JAN			
1	2:33.009	+37.178	9:03:19.135
2	2:12.853	+17.022	9:05:31.988
3	2:10.364	+14.533	9:07:42.352
4	1:59.319	+3.488	9:09:41.671
5	3:05.834	+1:10.003	9:12:47.505
6	2:04.476	+8.645	9:14:51.981
7	1:55.911	+0.080	9:16:47.892
8	2:15.414	+19.583	9:19:03.306
9	1:55.831		9:20:59.137

(341) SISO NOFRE, DANIEL			
1	2:28.268	+20.999	9:04:35.863
2	2:20.643	+13.374	9:06:56.506
3	2:18.949	+11.680	9:09:15.455
4	2:12.721	+5.452	9:11:28.176
5	2:16.026	+8.757	9:13:44.202
6	2:14.334	+7.065	9:15:58.536
7	2:07.269		9:18:05.805
8	2:09.926	+2.657	9:20:15.731
9	2:14.238	+6.969	9:22:29.969




MX Camp. Prov. de Lleida - Almenar

MX3 - MXAficionats

Circuit El Terre 2,000 km

Classificació Final



Pos.	Núm.	Nom	Llicència	Club	R1.	R2.	Total Punts
Afeccionats							
1	48	CUNILLERA FARRES, GERARD	878553-T	Mc Francolí	25	25	50
2	99	CAPDEVILA LOPEZ, RAÛL	878389-L	Mc. Segre	16	20	36
3	1	ORO RIBELLES, ALBERT	879071-L	Terré Almenar	20	13	33
4	90	ORTEGA CONTRERAS, ONOFRE	878081-GI	Mc St.Hilari	13	16	29
5	42	LLOBET PARIS, RAMON	878320-L	Mc. Segre	11	11	22
6	69	PIERA SOLE, LLUIS	136903-L	Mc. Segre	9	10	19
7	35	PRATS CAMI, XAVIER	877260-L	Mc. Segre	8	9	17
8	15	MANIAS ROMERO, VALENTIN	877634-L	Mc. Segre	7	8	15
9	78	VALL CEREZO, KILIAN	878293-L	Mc. Segre	6	7	13
10	84	MAIMO IBAÑEZ, EDUARD	877465-L	Mc. Segre	10	0	10
MX3							
1	7	ARMENGOL GARCIA, ALBERT	878187-L	Mc. Segre	25	25	50
2	80	LOPEZ GUERRERO, SEBASTIAN P.	137014-L	Mc. Segre	20	20	40
3	175	CEBALLOS NUÑEZ, CARLOS	138348-B		10	16	26
4	927	TARRADAS BULTO, PATRICIO	137236-B	Mc. Polea SX	13	11	24
5	47	BADIELLA POCA, PAU	136908-B	Mc. Polea SX	9	13	22
6	521	MICOLA MARTIN, IVAN	137099-B	Mc St.Celoni	7	10	17
7	81	FARRE SISO, GERARD	136253-L		8	9	17
8	67	BERANUY FARGUES, XAVIER	136999-L	Terré Almenar	16	0	16
9	31	MALLOFRE ROVIRA, JOSEP	877458-B		5	8	13
10	66	COSTA AGUSTI, XAVIER	137224-B	Mc. Segre	6	7	13
11	11	ZAZURCA PORTA, AGUSTI	879068-L	Me CEAMA	11	2	13
12	25	LLUCH LIARTE, JUAN CARLOS	53567-Z	Mc. Zuera	3	6	9
13	241	PLANASDEMUNT REGAS, BALTASAR	137847-GI	Mc St.Celoni	4	5	9
14	251	NUÑEZ GARCIA, ANTONIO	137800-B	Amc Martorelles	1	4	5
15	5	VAZQUEZ LOPEZ, JORDI	878629-B	Mc Penedes	2	3	5
16	74	ALASRAKI GOMEZ, DAVID	877016-B	Mc Penedes	1	1	2



7 d'octubre de 2018 - Circuit El Terre - Almenar

MX Camp. Prov. de Lleida - Almenar

classificat per voltes

MX3 - MXAficionados

Circuit El Terre 2,000 km

Carrera 1

06/10/2018 11:00

Cursa (15:00 i 1 Voltes) started at 10:59:01

Pos.	Núm.	Nom	Voltes	Total Ts	Dif	Millor Tm	Moto	Club	classe	Punts
1	7	ARMENGOL GARCIA, ALBERT	10	18:46.961		1:50.336	YAMAHA	Mc. Segre	MX3	25
2	80	LOPEZ GUERRERO, SEBASTIAN P.	10	19:21.113	34.152	1:53.501	SIN MARCA	Mc. Segre	MX3	20
3	67	BERANUY FARGUES, XAVIER	10	19:35.166	48.205	1:55.142	HONDA	Terré Almenar	MX3	16
4	927	TARRADAS BULTO, PATRICIO	10	19:37.496	50.535	1:55.338	YAMAHA	Mc. Polea SX	MX3	13
5	11	ZAZURCA PORTA, AGUSTI	10	19:40.301	53.340	1:54.598	HONDA	Me CEAMA	MX3	11
6	175	CEBALLOS NUÑEZ, CARLOS	10	19:40.648	53.687	1:55.181			MX3	10
7	48	CUNILLERA FARRES, GERARD	10	19:44.568	57.607	1:55.677	KTM	Mc Francolí	Afecci	25
8	47	BADIELLA POCA, PAU	10	19:50.017	1:03.056	1:56.777	HUSQVARNA	Mc. Polea SX	MX3	9
9	81	FARRE SISO, GERARD	10	20:14.912	1:27.951	1:55.175			MX3	8
10	521	MICOLA MARTIN, IVAN	10	20:17.260	1:30.299	1:58.704	YAMAHA	Mc St.Celoni	MX3	7
11	1	ORO RIBELLES, ALBERT	10	20:35.924	1:48.963	1:59.261	HONDA	Terré Almenar	Afecci	20
12	99	CAPDEVILA LOPEZ, RAÛL	10	20:36.335	1:49.374	2:00.522	SIN MARCA	Mc. Segre	Afecci	16
13	66	COSTA AGUSTI, XAVIER	10	20:39.443	1:52.482	2:00.897	KTM	Mc. Segre	MX3	6
14	90	ORTEGA CONTRERAS, ONOFRE	10	20:44.669	1:57.708	2:00.025	KAWASAKI	Mc St.Hilari	Afecci	13
15	31	MALLOFRE ROVIRA, JOSEP	10	20:46.791	1:59.830	2:01.254			MX3	5
16	42	LLOBET PARIS, RAMON	9	18:48.873	1 Volta	2:02.514	KTM	Mc. Segre	Afecci	11
17	241	PLANASDEMUNT REGAS, BALTASAR	9	18:49.395	1 Volta	2:00.254	KAWASAKI	Mc St.Celoni	MX3	4
18	25	LLUCH LIARTE, JUAN CARLOS	9	19:06.884	1 Volta	2:03.543	KTM	Mc. Zuera	MX3	3
19	5	VAZQUEZ LOPEZ, JORDI	9	19:23.994	1 Volta	2:05.011	SUZUKI	Mc Penedes	MX3	2
20	251	NUÑEZ GARCIA, ANTONIO	9	19:29.401	1 Volta	2:06.599	YAMAHA	Amc Martorelle	MX3	1
21	84	MAIMO IBAÑEZ, EDUARD	9	19:53.972	1 Volta	2:08.732	HONDA	Mc. Segre	Afecci	10
22	69	PIERA SOLE, LLUIS	9	20:00.082	1 Volta	2:09.706	KTM	Mc. Segre	Afecci	9
23	35	PRATS CAMI, XAVIER	9	20:00.701	1 Volta	2:09.639	HUSQVARNA	Mc. Segre	Afecci	8
24	15	MANIAS ROMERO, VALENTIN	9	20:27.277	1 Volta	2:12.339	HONDA	Mc. Segre	Afecci	7
25	78	VALL CEREZO, KILIAN	9	20:28.474	1 Volta	2:12.516	HONDA	Mc. Segre	Afecci	6
26	74	ALASRAKI GOMEZ, DAVID	9	20:51.372	1 Volta	2:13.187	HONDA	Mc Penedes	MX3	1

Marge de victòria	Velocitat mitja	Millor temps de volta	Millor vel.	Millor volta per
34.152	63,889	1:50.336	65,255	7 - ARMENGOL GARCIA, ALBERT

Cap de cronometratge / Director de Cursa / President del Jurat Orbits

7 d'octubre de 2018 - Circuit El Terre - Almenar

MX Camp. Prov. de Lleida - Almenar

classificat per voltes

MX3 - MXAficionats

Circuit El Terre 2,000 km

Carrera 1

06/10/2018 11:00

Cursa (15:00 i 1 Voltes) started at 10:59:01

Pos.	Núm.	Nom	Voltes	Total Ts	Dif	Millor Tm	Moto	Club	classe	Punts
Afeccionats										
1	48	CUNILLERA FARRES, GERARD	10	19:44.568		1:55.677	KTM	Mc Francolí	Afeccionats	25
2	1	ORO RIBELLES, ALBERT	10	20:35.924	51.356	1:59.261	HONDA	Terré Almenar	Afeccionats	20
3	99	CAPDEVILA LOPEZ, RAÛL	10	20:36.335	51.767	2:00.522	SIN MARCA	Mc. Segre	Afeccionats	16
4	90	ORTEGA CONTRERAS, ONOFRE	10	20:44.669	1:00.101	2:00.025	KAWASAKI	Mc St.Hilari	Afeccionats	13
5	42	LLOBET PARIS, RAMON	9	18:48.873	1 Volta	2:02.514	KTM	Mc. Segre	Afeccionats	11
6	84	MAIMO IBÁÑEZ, EDUARD	9	19:53.972	1 Volta	2:08.732	HONDA	Mc. Segre	Afeccionats	10
7	69	PIERA SOLE, LLUIS	9	20:00.082	1 Volta	2:09.706	KTM	Mc. Segre	Afeccionats	9
8	35	PRATS CAMI, XAVIER	9	20:00.701	1 Volta	2:09.639	HUSQVARNA	Mc. Segre	Afeccionats	8
9	15	MANIAS ROMERO, VALENTIN	9	20:27.277	1 Volta	2:12.339	HONDA	Mc. Segre	Afeccionats	7
10	78	VALL CEREZO, KILIAN	9	20:28.474	1 Volta	2:12.516	HONDA	Mc. Segre	Afeccionats	6

MX3

1	7	ARMENGOL GARCIA, ALBERT	10	18:46.961		1:50.336	YAMAHA	Mc. Segre	MX3	25
2	80	LOPEZ GUERRERO, SEBASTIAN P.	10	19:21.113	34.152	1:53.501	SIN MARCA	Mc. Segre	MX3	20
3	67	BERANUY FARGUES, XAVIER	10	19:35.166	48.205	1:55.142	HONDA	Terré Almenar	MX3	16
4	927	TARRADAS BULTO, PATRICIO	10	19:37.496	50.535	1:55.338	YAMAHA	Mc. Polea SX	MX3	13
5	11	ZAZURCA PORTA, AGUSTI	10	19:40.301	53.340	1:54.598	HONDA	Me CEAMA	MX3	11
6	175	CEBALLOS NUÑEZ, CARLOS	10	19:40.648	53.687	1:55.181			MX3	10
7	47	BADIELLA POCA, PAU	10	19:50.017	1:03.056	1:56.777	HUSQVARNA	Mc. Polea SX	MX3	9
8	81	FARRE SISO, GERARD	10	20:14.912	1:27.951	1:55.175			MX3	8
9	521	MICOLA MARTIN, IVAN	10	20:17.260	1:30.299	1:58.704	YAMAHA	Mc St.Celoni	MX3	7
10	66	COSTA AGUSTI, XAVIER	10	20:39.443	1:52.482	2:00.897	KTM	Mc. Segre	MX3	6
11	31	MALLOFRE ROVIRA, JOSEP	10	20:46.791	1:59.830	2:01.254			MX3	5
12	241	PLANASDEMUNT REGAS, BALTASAR	9	18:49.395	1 Volta	2:00.254	KAWASAKI	Mc St.Celoni	MX3	4
13	25	LLUCH LIARTE, JUAN CARLOS	9	19:06.884	1 Volta	2:03.543	KTM	Mc. Zuera	MX3	3
14	5	VAZQUEZ LOPEZ, JORDI	9	19:23.994	1 Volta	2:05.011	SUZUKI	Mc Penedes	MX3	2
15	251	NUÑEZ GARCIA, ANTONIO	9	19:29.401	1 Volta	2:06.599	YAMAHA	Amc Martorelle	MX3	1
16	74	ALASRAKI GOMEZ, DAVID	9	20:51.372	1 Volta	2:13.187	HONDA	Mc Penedes	MX3	1

Marge de victòria	Velocitat mitja	Millor temps de volta	Millor vel.	Millor volta per
34.152	63,889	1:50.336	65,255	7 - ARMENGOL GARCIA, ALBERT

Cap de cronometratge / Director de Cursa / President del Jurat

Orbits

MX Camp. Prov. de Lleida - Almenar

Volta a volta

MX3 - MXAficionados

Circuit El Terre 2,000 km

Carrera 1

06/10/2018 11:00

Cursa (15:00 i 1 Voltes) started at 10:59:01

Competidors

	Voltes											
	0	1	2	3	4	5	6	7	8	9	10	
MICOLA MARTIN, IVAN (521)	1	521	7	7	7	7	7	7	7	7	7	7
LOPEZ GUERRERO, SEBASTIAN P. (80)	2	80	80	80	80	80	80	80	80	80	80	80
ARMENGOL GARCIA, ALBERT (7)	3	7	67	927	927	11	11	11	67	67	67	67
BADIELLA POCA, PAU (47)	4	47	927	67	11	927	927	67	11	11	11	927
TARRADAS BULTO, PATRICIO (927)	5	927	11	11	67	67	67	927	175	927	927	11
BERANUY FARGUES, XAVIER (67)	6	67	521	48	48	175	175	175	927	175	175	175
CUNILLERA FARRÉS, GERARD (48)	7	48	48	175	175	48	48	48	48	48	48	48
CAPDEVILA LOPEZ, RAÜL (99)	8	99	175	1	47	47	81	81	47	47	47	47
CEBALLOS NUÑEZ, CARLOS (175)	9	175	1	47	81	81	47	47	81	81	521	81
ORO RIBELLES, ALBERT (1)	10	1	47	81	1	521	521	521	521	521	81	521
LLUCH LIARTE, JUAN CARLOS (25)	11	25	99	521	521	1	1	1	1	1	1	1
PIERA SOLE, LLUIS (69)	12	69	81	99	99	99	99	99	241	99	99	99
ZAZURCA PORTA, AGUSTI (11)	13	11	25	90	90	241	241	241	90	66	66	66
NUÑEZ GARCIA, ANTONIO (251)	14	251	90	241	241	90	90	90	99	90	90	90
MALLOFRE ROVIRA, JOSEP (31)	15	31	241	42	42	42	66	66	66	42	31	31
MAIMO IBAÑEZ, EDUARD (84)	16	84	42	66	66	66	42	42	42	31	42	
FARRE SISO, GERARD (81)	17	81	66	31	31	31	31	31	31	241	241	
LLOBET PARIS, RAMON (42)	18	42	251	251	25	25	25	25	25	25	25	
PLANASDEMUNT REGAS, BALTASAR (241)	19	241	31	25	251	251	251	5	5	5	5	
COSTA AGUSTI, XAVIER (66)	20	66	84	84	5	5	5	251	251	251	251	
ALASRAKI GOMEZ, DAVID (74)	21	74	5	5	84	84	84	84	84	84	84	
PRATS CAMI, XAVIER (35)	22	35	15	15	15	35	35	35	35	35	69	
VALL CEREZO, KILIAN (78)	23	78	35	35	35	69	69	69	69	69	35	
ORTEGA CONTRERAS, ONOFRE (90)	24	90	69	69	69	15	15	15	15	15	15	
MANIAS ROMERO, VALENTIN (15)	25	15	78	78	78	78	78	78	78	78	78	
VAZQUEZ LOPEZ, JORDI (5)	26	5	74	74	74	74	74	74	74	74	74	



MX Camp. Prov. de Lleida - Almenar

MX3 - MXAficionados

Circuit El Terre 2,000 km

Carrera 1

06/10/2018 11:00

Cursa (15:00 i 1 Voltes) started at 10:59:01

Lap	Lap Tm	Diff	Time of Day
(7) ARMENGOL GARCIA, ALBERT			
1	1:50.336		11:00:55.758
2	1:52.039	+1.703	11:02:47.797
3	1:51.501	+1.165	11:04:39.298
4	1:51.911	+1.575	11:06:31.209
5	1:50.991	+0.655	11:08:22.200
6	1:53.915	+3.579	11:10:16.115
7	1:51.848	+1.512	11:12:07.963
8	1:52.445	+2.109	11:14:00.408
9	1:52.164	+1.828	11:15:52.572
10	1:55.672	+5.336	11:17:48.244

Lap	Lap Tm	Diff	Time of Day
(80) LOPEZ GUERRERO, SEBASTIAN P.			
1	1:57.628	+4.127	11:01:03.011
2	1:54.182	+0.681	11:02:57.193
3	1:54.030	+0.529	11:04:51.223
4	1:53.621	+0.120	11:06:44.844
5	1:53.501		11:08:38.345
6	1:53.866	+0.365	11:10:32.211
7	1:57.810	+4.309	11:12:30.021
8	1:57.430	+3.929	11:14:27.451
9	1:56.386	+2.885	11:16:23.837
10	1:58.559	+5.058	11:18:22.396

Lap	Lap Tm	Diff	Time of Day
(67) BERANUY FARGUES, XAVIER			
1	1:59.511	+4.369	11:01:05.020
2	1:58.280	+3.138	11:03:03.300
3	1:56.499	+1.357	11:04:59.799
4	1:55.704	+0.562	11:06:55.503
5	1:55.142		11:08:50.645
6	1:55.807	+0.665	11:10:46.452
7	1:56.003	+0.861	11:12:42.455
8	1:57.529	+2.387	11:14:39.984
9	1:58.313	+3.171	11:16:38.297
10	1:58.152	+3.010	11:18:36.449

Lap	Lap Tm	Diff	Time of Day
(927) TARRADAS BULTO, PATRICIO			
1	2:00.780	+5.442	11:01:06.288
2	1:56.140	+0.802	11:03:02.428
3	1:55.338		11:04:57.766
4	1:56.526	+1.188	11:06:54.292
5	1:55.933	+0.595	11:08:50.225
6	1:58.031	+2.693	11:10:48.256
7	1:58.172	+2.834	11:12:46.428
8	1:59.013	+3.675	11:14:45.441
9	1:56.188	+0.850	11:16:41.629
10	1:57.150	+1.812	11:18:38.779

Lap	Lap Tm	Diff	Time of Day
(11) ZAZURCA PORTA, AGUSTI			
1	2:01.829	+7.231	11:01:07.665
2	1:55.641	+1.043	11:03:03.306
3	1:54.598		11:04:57.904
4	1:55.871	+1.273	11:06:53.775
5	1:54.723	+0.125	11:08:48.498
6	1:56.725	+2.127	11:10:45.223
7	1:58.934	+4.336	11:12:44.157
8	1:59.233	+4.635	11:14:43.390
9	1:57.790	+3.192	11:16:41.180
10	2:00.404	+5.806	11:18:41.584

Lap	Lap Tm	Diff	Time of Day
(175) CEBALLOS NUÑEZ, CARLOS			
1	2:03.233	+8.052	11:01:08.972
2	1:56.716	+1.535	11:03:05.688
3	1:56.039	+0.858	11:05:01.727
4	1:56.494	+1.313	11:06:58.221

Lap	Lap Tm	Diff	Time of Day
5	1:55.541	+0.360	11:08:53.762
6	1:55.181		11:10:48.943
7	1:56.666	+1.485	11:12:45.609
8	2:00.154	+4.973	11:14:45.763
9	1:59.815	+4.634	11:16:45.578
10	1:56.353	+1.172	11:18:41.931

Lap	Lap Tm	Diff	Time of Day
(48) CUNILLERA FARRÉS, GERARD			
1	2:03.159	+7.482	11:01:08.716
2	1:55.677		11:03:04.393
3	1:56.255	+0.578	11:05:00.648
4	1:58.116	+2.439	11:06:58.764
5	1:56.895	+1.218	11:08:55.659
6	1:57.188	+1.511	11:10:52.847
7	1:57.162	+1.485	11:12:50.009
8	1:59.652	+3.975	11:14:49.661
9	1:58.137	+2.460	11:16:47.798
10	1:58.053	+2.376	11:18:45.851

Lap	Lap Tm	Diff	Time of Day
(47) BADIELLA POCA, PAU			
1	2:04.439	+7.662	11:01:09.884
2	2:00.333	+3.556	11:03:10.217
3	1:59.614	+2.837	11:05:09.831
4	1:56.851	+0.074	11:07:06.682
5	1:57.967	+1.190	11:09:04.649
6	1:57.709	+0.932	11:11:02.358
7	1:58.074	+1.297	11:13:00.432
8	1:57.144	+0.367	11:14:57.576
9	1:56.947	+0.170	11:16:54.523
10	1:56.777		11:18:51.300

Lap	Lap Tm	Diff	Time of Day
(81) FARRE SISO, GERARD			
1	2:06.744	+11.569	11:01:12.750
2	1:59.703	+4.528	11:03:12.453
3	2:00.154	+4.979	11:05:12.607
4	1:56.390	+1.215	11:07:08.997
5	1:55.175		11:09:04.172
6	1:57.679	+2.504	11:11:01.851
7	2:13.139	+17.964	11:13:14.990
8	1:58.190	+3.015	11:15:13.180
9	2:01.987	+6.812	11:17:15.167
10	2:01.028	+5.853	11:19:16.195

Lap	Lap Tm	Diff	Time of Day
(521) MICOLA MARTIN, IVAN			
1	2:02.742	+4.038	11:01:08.037
2	2:04.537	+5.833	11:03:12.574
3	2:01.490	+2.786	11:05:14.064
4	1:59.810	+1.106	11:07:13.874
5	1:59.847	+1.143	11:09:13.721
6	2:00.023	+1.319	11:11:13.744
7	2:01.401	+2.697	11:13:15.145
8	1:58.704		11:15:13.849
9	2:00.743	+2.039	11:17:14.592
10	2:03.951	+5.247	11:19:18.543

Lap	Lap Tm	Diff	Time of Day
(1) ORO RIBELLES, ALBERT			
1	2:03.487	+4.226	11:01:09.287
2	1:59.261		11:03:08.548
3	2:05.218	+5.957	11:05:13.766
4	2:02.619	+3.358	11:07:16.385
5	2:01.394	+2.133	11:09:17.779
6	2:02.058	+2.797	11:11:19.837
7	2:06.323	+7.062	11:13:26.160
8	2:05.064	+5.803	11:15:31.224
9	2:03.058	+3.797	11:17:34.282
10	2:02.925	+3.664	11:19:37.207

Lap	Lap Tm	Diff	Time of Day
(99) CAPDEVILA LOPEZ, RAUL			
1	2:06.594	+6.072	11:01:12.326
2	2:03.810	+3.288	11:03:16.136
3	2:01.511	+0.989	11:05:17.647
4	2:00.790	+0.268	11:07:18.437
5	2:00.989	+0.467	11:09:19.426
6	2:00.754	+0.232	11:11:20.180
7	2:13.683	+13.161	11:13:33.863
8	2:02.414	+1.892	11:15:36.277
9	2:00.819	+0.297	11:17:37.096
10	2:00.522		11:19:37.618

Lap	Lap Tm	Diff	Time of Day
(66) COSTA AGUSTI, XAVIER			
1	2:12.057	+11.160	11:01:18.486
2	2:07.061	+6.164	11:03:25.547
3	2:01.855	+0.958	11:05:27.402
4	2:02.195	+1.298	11:07:29.597
5	2:02.071	+1.174	11:09:31.668
6	2:00.897		11:11:32.565
7	2:02.406	+1.509	11:13:34.971
8	2:02.404	+1.507	11:15:37.375
9	2:01.539	+0.642	11:17:38.914
10	2:01.812	+0.915	11:19:40.726

Lap	Lap Tm	Diff	Time of Day
(90) ORTEGA CONTRERAS, ONOFRE			
1	2:10.424	+10.399	11:01:17.122
2	2:02.040	+2.015	11:03:19.162
3	2:00.025		11:05:19.187
4	2:08.769	+8.744	11:07:27.956
5	2:01.025	+1.000	11:09:28.981
6	2:01.160	+1.135	11:11:30.141
7	2:03.016	+2.991	11:13:33.157
8	2:08.001	+7.976	11:15:41.158
9	2:02.559	+2.534	11:17:43.717
10	2:02.235	+2.210	11:19:45.952

Lap	Lap Tm	Diff	Time of Day
(31) MALLOFRE ROVIRA, JOSEP			
1	2:16.405	+15.151	11:01:22.352
2	2:04.485	+3.231	11:03:26.837
3	2:02.200	+0.946	11:05:29.037
4	2:02.296	+1.042	11:07:31.333
5	2:04.830	+3.576	11:09:36.163
6	2:01.954	+0.700	11:11:38.117
7	2:02.675	+1.421	11:13:40.792
8	2:03.168	+1.914	11:15:43.960
9	2:01.254		11:17:45.214
10	2:02.860	+1.606	11:19:48.074

Lap	Lap Tm	Diff	Time of Day
(42) LLOBET PARIS, RAMON			
1	2:11.440	+8.926	11:01:17.659
2	2:05.706	+3.192	11:03:23.365
3	2:02.514		11:05:25.879
4	2:03.191	+0.677	11:07:29.070
5	2:04.649	+2.135	11:09:33.719
6	2:02.651	+0.137	11:11:36.370
7	2:03.547	+1.033	11:13:39.917
8	2:03.627	+1.113	11:15:43.544
9	2:06.612	+4.098	11:17:50.156

Lap	Lap Tm	Diff	Time of Day
(241) PLANASDEMUNT REGAS, BALTSAR			

MX Camp. Prov. de Lleida - Almenar

MX3 - MXAficionats

Circuit El Terre 2,000 km

Carrera 1

06/10/2018 11:00

Cursa (15:00 i 1 Voltes) started at 10:59:01

Lap	Lap Tm	Diff	Time of Day
6	2:05.055	+4.801	11:11:28.844
7	2:02.139	+1.885	11:13:30.983
8	2:14.424	+14.170	11:15:45.407
9	2:05.271	+5.017	11:17:50.678

(25) LLUCH LIARTE, JUAN CARLOS

1	2:10.272	+6.729	11:01:16.077
2	2:12.842	+9.299	11:03:28.919
3	2:03.543		11:05:32.462
4	2:04.569	+1.026	11:07:37.031
5	2:04.730	+1.187	11:09:41.761
6	2:04.489	+0.946	11:11:46.250
7	2:05.137	+1.594	11:13:51.387
8	2:07.041	+3.498	11:15:58.428
9	2:09.739	+6.196	11:18:08.167

(5) VAZQUEZ LOPEZ, JORDI

1	2:19.696	+14.685	11:01:27.301
2	2:07.149	+2.138	11:03:34.450
3	2:07.897	+2.886	11:05:42.347
4	2:06.390	+1.379	11:07:48.737
5	2:05.305	+0.294	11:09:54.042
6	2:05.011		11:11:59.053
7	2:07.545	+2.534	11:14:06.598
8	2:07.286	+2.275	11:16:13.884
9	2:11.393	+6.382	11:18:25.277

(251) NUÑEZ GARCIA, ANTONIO

1	2:14.443	+7.844	11:01:20.349
2	2:06.599		11:03:26.948
3	2:07.649	+1.050	11:05:34.597
4	2:08.173	+1.574	11:07:42.770
5	2:08.082	+1.483	11:09:50.852
6	2:10.623	+4.024	11:12:01.475
7	2:09.233	+2.634	11:14:10.708
8	2:09.522	+2.923	11:16:20.230
9	2:10.454	+3.855	11:18:30.684

(84) MAIMO IBAÑEZ, EDUARD

1	2:17.745	+9.013	11:01:23.714
2	2:08.815	+0.083	11:03:32.529
3	2:13.921	+5.189	11:05:46.450
4	2:10.029	+1.297	11:07:56.479
5	2:08.732		11:10:05.211
6	2:09.582	+0.850	11:12:14.793
7	2:10.636	+1.904	11:14:25.429
8	2:09.850	+1.118	11:16:35.279
9	2:19.976	+11.244	11:18:55.255

(69) PIERA SOLE, LLUIS

1	2:25.387	+15.681	11:01:31.199
2	2:12.547	+2.841	11:03:43.746
3	2:10.809	+1.103	11:05:54.555
4	2:11.666	+1.960	11:08:06.221
5	2:10.178	+0.472	11:10:16.399
6	2:09.877	+0.171	11:12:26.276
7	2:11.309	+1.603	11:14:37.585
8	2:14.074	+4.368	11:16:51.659
9	2:09.706		11:19:01.365

(35) PRATS CAMI, XAVIER

1	2:23.094	+13.455	11:01:29.726
2	2:11.629	+1.990	11:03:41.355
3	2:12.403	+2.764	11:05:53.758
4	2:10.909	+1.270	11:08:04.667
5	2:09.639		11:10:14.306

Lap	Lap Tm	Diff	Time of Day
6	2:11.051	+1.412	11:12:25.357
7	2:11.698	+2.059	11:14:37.055
8	2:13.624	+3.985	11:16:50.679
9	2:11.305	+1.666	11:19:01.984

(15) MANIAS ROMERO, VALENTIN

1	2:20.756	+8.417	11:01:27.915
2	2:12.726	+0.387	11:03:40.641
3	2:12.339		11:05:52.980
4	2:17.705	+5.366	11:08:10.685
5	2:15.286	+2.947	11:10:25.971
6	2:14.146	+1.807	11:12:40.117
7	2:16.976	+4.637	11:14:57.093
8	2:14.515	+2.176	11:17:11.608
9	2:16.952	+4.613	11:19:28.560

(78) VALL CEREZO, KILIAN

1	2:27.232	+14.716	11:01:33.907
2	2:14.712	+2.196	11:03:48.619
3	2:13.810	+1.294	11:06:02.429
4	2:13.325	+0.809	11:08:15.754
5	2:12.552	+0.036	11:10:28.306
6	2:12.516		11:12:40.822
7	2:18.150	+5.634	11:14:58.972
8	2:14.280	+1.764	11:17:13.252
9	2:16.505	+3.989	11:19:29.757

(74) ALASRAKI GOMEZ, DAVID

1	2:27.864	+14.677	11:01:34.370
2	2:16.059	+2.872	11:03:50.429
3	2:14.203	+1.016	11:06:04.632
4	2:13.187		11:08:17.819
5	2:13.615	+0.428	11:10:31.434
6	2:17.698	+4.511	11:12:49.132
7	2:17.930	+4.743	11:15:07.062
8	2:20.090	+6.903	11:17:27.152
9	2:25.503	+12.316	11:19:52.655



7 d'octubre de 2018 - Circuit El Terre - Almenar

MX Camp. Prov. de Lleida - Almenar

classificat per voltes

MX3 - MXAficionats

Circuit El Terre 2,000 km

Carrera 2

06/10/2018 12:35

Cursa (15:00 i 1 Voltes) started at 12:33:12

Pos.	Núm.	Nom	Voltes	Total Ts	Dif	Millor Tm	Moto	Club	classe	Punts
1	7	ARMENGOL GARCIA, ALBERT	10	18:52.612		1:50.132	YAMAHA	Mc. Segre	MX3	25
2	80	LOPEZ GUERRERO, SEBASTIAN P.	10	19:17.573	24.961	1:52.780	SIN MARCA	Mc. Segre	MX3	20
3	175	CEBALLOS NUÑEZ, CARLOS	10	19:20.666	28.054	1:54.400			MX3	16
4	47	BADIELLA POCA, PAU	10	19:40.839	48.227	1:54.806	HUSQVARNA	Mc. Polea SX	MX3	13
5	927	TARRADAS BULTO, PATRICIO	10	19:42.576	49.964	1:54.568	YAMAHA	Mc. Polea SX	MX3	11
6	48	CUNILLERA FARRES, GERARD	10	19:58.861	1:06.249	1:55.545	KTM	Mc Francolí	Afecci	25
7	521	MICOLA MARTIN, IVAN	10	20:03.532	1:10.920	1:57.417	YAMAHA	Mc St.Celoni	MX3	10
8	81	FARRE SISO, GERARD	10	20:26.560	1:33.948	1:57.183			MX3	9
9	99	CAPDEVILA LOPEZ, RAÚL	10	20:35.377	1:42.765	2:00.533	SIN MARCA	Mc. Segre	Afecci	20
10	31	MALLOFRE ROVIRA, JOSEP	10	20:38.078	1:45.466	2:00.373			MX3	8
11	90	ORTEGA CONTRERAS, ONOFRE	10	20:50.061	1:57.449	2:02.504	KAWASAKI	Mc St.Hilari	Afecci	16
12	66	COSTA AGUSTI, XAVIER	10	20:53.313	2:00.701	2:03.237	KTM	Mc. Segre	MX3	7
13	1	ORO RIBELLES, ALBERT	9	18:55.219	1 Volta	2:00.742	HONDA	Terré Almenar	Afecci	13
14	25	LLUCH LIARTE, JUAN CARLOS	9	19:08.197	1 Volta	2:04.925	KTM	Mc. Zuera	MX3	6
15	241	PLANASDEMUNT REGAS, BALTASAR	9	19:10.877	1 Volta	2:03.420	KAWASAKI	Mc St.Celoni	MX3	5
16	42	LLOBET PARIS, RAMON	9	19:14.332	1 Volta	2:05.147	KTM	Mc. Segre	Afecci	11
17	251	NUÑEZ GARCIA, ANTONIO	9	19:15.778	1 Volta	2:04.898	YAMAHA	Amc Martorelle	MX3	4
18	5	VAZQUEZ LOPEZ, JORDI	9	19:58.472	1 Volta	2:07.226	SUZUKI	Mc Penedes	MX3	3
19	69	PIERA SOLE, LLUIS	9	20:15.637	1 Volta	2:11.634	KTM	Mc. Segre	Afecci	10
20	35	PRATS CAMI, XAVIER	9	20:20.941	1 Volta	2:12.203	HUSQVARNA	Mc. Segre	Afecci	9
21	15	MANIAS ROMERO, VALENTIN	9	20:36.839	1 Volta	2:13.155	HONDA	Mc. Segre	Afecci	8
22	11	ZAZURCA PORTA, AGUSTI	8	19:15.047	2 Voltes	1:56.665	HONDA	Me CEAMA	MX3	2
23	78	VALL CEREZO, KILIAN	8	19:52.961	2 Voltes	2:18.554	HONDA	Mc. Segre	Afecci	7
24	74	ALASRAKI GOMEZ, DAVID	8	20:38.246	2 Voltes	2:13.495	HONDA	Mc Penedes	MX3	1
NT	84	MAIMO IBAÑEZ, EDUARD	4	11:01.574	NT	2:08.433	HONDA	Mc. Segre	Afecci	0

No classificat

NT	67	BERANUY FARGUES, XAVIER	6	11:48.155	NT	1:56.201	HONDA	Terré Almenar	MX3	0
----	----	-------------------------	---	-----------	----	----------	-------	---------------	-----	---

Marge de victòria	Velocitat mitja	Millor temps de volta	Millor vel.	Millor volta per
24.961	63,570	1:50.132	65,376	7 - ARMENGOL GARCIA, ALBERT

Cap de cronometratge / Director de Cursa / President del Jurat

Orbits

7 d'octubre de 2018 - Circuit El Terre - Almenar

MX Camp. Prov. de Lleida - Almenar

classificat per voltes

MX3 - MXAficionats

Circuit El Terre 2,000 km

Carrera 2

06/10/2018 12:35

Cursa (15:00 i 1 Voltes) started at 12:33:12

Pos.	Núm.	Nom	Voltes	Total Ts	Dif	Millor Tm	Moto	Club	classe	Punts
Afeccionats										
1	48	CUNILLERA FARRES, GERARD	10	19:58.861		1:55.545	KTM	Mc Francolí	Afeccionats	25
2	99	CAPDEVILA LOPEZ, RAÛL	10	20:35.377	36.516	2:00.533	SIN MARCA	Mc. Segre	Afeccionats	20
3	90	ORTEGA CONTRERAS, ONOFRE	10	20:50.061	51.200	2:02.504	KAWASAKI	Mc St.Hilari	Afeccionats	16
4	1	ORO RIBELLES, ALBERT	9	18:55.219	1 Volta	2:00.742	HONDA	Terré Almenar	Afeccionats	13
5	42	LLOBET PARIS, RAMON	9	19:14.332	1 Volta	2:05.147	KTM	Mc. Segre	Afeccionats	11
6	69	PIERA SOLE, LLUIS	9	20:15.637	1 Volta	2:11.634	KTM	Mc. Segre	Afeccionats	10
7	35	PRATS CAMI, XAVIER	9	20:20.941	1 Volta	2:12.203	HUSQVARNA	Mc. Segre	Afeccionats	9
8	15	MANIAS ROMERO, VALENTIN	9	20:36.839	1 Volta	2:13.155	HONDA	Mc. Segre	Afeccionats	8
9	78	VALL CEREZO, KILIAN	8	19:52.961	2 Voltes	2:18.554	HONDA	Mc. Segre	Afeccionats	7
NT	84	MAIMO IBAÑEZ, EDUARD	4	11:01.574	NT	2:08.433	HONDA	Mc. Segre	Afeccionats	0

MX3

1	7	ARMENGOL GARCIA, ALBERT	10	18:52.612		1:50.132	YAMAHA	Mc. Segre	MX3	25
2	80	LOPEZ GUERRERO, SEBASTIAN P.	10	19:17.573	24.961	1:52.780	SIN MARCA	Mc. Segre	MX3	20
3	175	CEBALLOS NUÑEZ, CARLOS	10	19:20.666	28.054	1:54.400			MX3	16
4	47	BADIELLA POCA, PAU	10	19:40.839	48.227	1:54.806	HUSQVARNA	Mc. Polea SX	MX3	13
5	927	TARRADAS BULTO, PATRICIO	10	19:42.576	49.964	1:54.568	YAMAHA	Mc. Polea SX	MX3	11
6	521	MICOLA MARTIN, IVAN	10	20:03.532	1:10.920	1:57.417	YAMAHA	Mc St.Celoni	MX3	10
7	81	FARRE SISO, GERARD	10	20:26.560	1:33.948	1:57.183			MX3	9
8	31	MALLOFRE ROVIRA, JOSEP	10	20:38.078	1:45.466	2:00.373			MX3	8
9	66	COSTA AGUSTI, XAVIER	10	20:53.313	2:00.701	2:03.237	KTM	Mc. Segre	MX3	7
10	25	LLUCH LIARTE, JUAN CARLOS	9	19:08.197	1 Volta	2:04.925	KTM	Mc. Zuera	MX3	6
11	241	PLANASDEMUNT REGAS, BALTASAR	9	19:10.877	1 Volta	2:03.420	KAWASAKI	Mc St.Celoni	MX3	5
12	251	NUÑEZ GARCIA, ANTONIO	9	19:15.778	1 Volta	2:04.898	YAMAHA	Amc Martorelle	MX3	4
13	5	VAZQUEZ LOPEZ, JORDI	9	19:58.472	1 Volta	2:07.226	SUZUKI	Mc Penedes	MX3	3
14	11	ZAZURCA PORTA, AGUSTI	8	19:15.047	2 Voltes	1:56.665	HONDA	Me CEAMA	MX3	2
15	74	ALASRAKI GOMEZ, DAVID	8	20:38.246	2 Voltes	2:13.495	HONDA	Mc Penedes	MX3	1

No classificat

NT	67	BERANUY FARGUES, XAVIER	6	11:48.155	NT	1:56.201	HONDA	Terré Almenar	MX3	0
----	----	-------------------------	---	-----------	----	----------	-------	---------------	-----	---

Marge de victòria	Velocitat mitja	Millor temps de volta	Millor vel.	Millor volta per
24.961	63,570	1:50.132	65,376	7 - ARMENGOL GARCIA, ALBERT

Cap de cronometratge / Director de Cursa / President del Jurat

Orbits

MX Camp. Prov. de Lleida - Almenar

Volta a volta

MX3 - MXAficionados

Circuit El Terre 2,000 km

Carrera 2

06/10/2018 12:35

Cursa (15:00 i 1 Voltes) started at 12:33:12

Competidors

	Voltes										
	0	1	2	3	4	5	6	7	8	9	10
ARMENGOL GARCIA, ALBERT (7)	1	7	7	7	7	7	7	7	7	7	7
CEBALLOS NUÑEZ, CARLOS (175)	2	175	175	175	175	175	175	175	80	80	80
MICOLA MARTIN, IVAN (521)	3	521	521	67	67	80	80	80	80	175	175
LOPEZ GUERRERO, SEBASTIAN P. (80)	4	80	67	80	80	67	67	67	927	927	47
NUÑEZ GARCIA, ANTONIO (251)	5	251	80	521	48	48	48	48	48	47	927
CUNILLERA FARRES, GERARD (48)	6	48	48	48	521	521	521	927	47	48	48
CAPDEVILA LOPEZ, RAÜL (99)	7	99	1	927	927	927	927	47	521	521	521
BERANUY FARGUES, XAVIER (67)	8	67	927	1	47	47	47	521	81	81	81
MALLOFRE ROVIRA, JOSEP (31)	9	31	99	47	1	1	81	81	1	99	99
PIERA SOLE, LLUIS (69)	10	69	47	99	99	81	1	1	99	31	31
COSTA AGUSTI, XAVIER (66)	11	66	251	81	81	99	99	99	31	1	90
MAIMO IBAÑEZ, EDUARD (84)	12	84	81	31	31	31	31	31	90	90	66
BADIELLA POCA, PAU (47)	13	47	31	90	90	90	90	90	66	66	1
PLANASDEMUNT REGAS, BALTASAR (241)	14	241	66	251	66	66	66	66	241	25	25
ORO RIBELLES, ALBERT (1)	15	1	42	66	251	241	241	241	251	251	241
TARRADAS BULTO, PATRICIO (927)	16	927	90	241	42	251	251	251	25	42	42
ALASRAKI GOMEZ, DAVID (74)	17	74	241	42	241	42	42	25	42	241	251
VALL CEREZO, KILIAN (78)	18	78	25	25	25	25	25	42	5	5	5
LLUCH LIARTE, JUAN CARLOS (25)	19	25	69	84	84	5	5	5	69	69	69
FARRE SISO, GERARD (81)	20	81	84	69	5	69	69	69	35	35	35
PRATS CAMI, XAVIER (35)	21	35	35	5	69	35	35	35	15	15	15
ORTEGA CONTRERAS, ONOFRE (90)	22	90	15	35	35	15	15	15	11	11	11
LLOBET PARIS, RAMON (42)	23	42	5	15	15	74	74	11	78	78	78
MANIAS ROMERO, VALENTIN (15)	24	15	78	74	74	78	11	78	74	74	74
VAZQUEZ LOPEZ, JORDI (5)	25	5	74	78	78	11	78	74			
ZAZURCA PORTA, AGUSTI (11)	26	11	11	11	11	84					



MX Camp. Prov. de Lleida - Almenar

MX3 - MXAficionats

Circuit El Terre 2,000 km

Carrera 2

06/10/2018 12:35

Cursa (15:00 i 1 Voltes) started at 12:33:12

Lap	Lap Tm	Diff	Time of Day
(7) ARMENGOL GARCIA, ALBERT			
1	1:50.444	+0.312	12:35:06.702
2	1:51.679	+1.547	12:36:58.381
3	1:50.132		12:38:48.513
4	1:51.146	+1.014	12:40:39.659
5	1:51.554	+1.422	12:42:31.213
6	1:54.168	+4.036	12:44:25.381
7	1:53.793	+3.661	12:46:19.174
8	1:52.928	+2.796	12:48:12.102
9	1:55.774	+5.642	12:50:07.876
10	1:57.183	+7.051	12:52:05.059

Lap	Lap Tm	Diff	Time of Day
(80) LOPEZ GUERRERO, SEBASTIAN P.			
1	1:58.779	+5.999	12:35:15.105
2	1:56.747	+3.967	12:37:11.852
3	1:57.041	+4.261	12:39:08.893
4	1:53.187	+0.407	12:41:02.080
5	1:52.780		12:42:54.860
6	1:53.417	+0.637	12:44:48.277
7	1:53.770	+0.990	12:46:42.047
8	1:54.477	+1.697	12:48:36.524
9	1:55.314	+2.534	12:50:31.838
10	1:58.182	+5.402	12:52:30.020

Lap	Lap Tm	Diff	Time of Day
(175) CEBALLOS NUÑEZ, CARLOS			
1	1:54.717	+0.317	12:35:10.980
2	1:55.416	+1.016	12:37:06.396
3	1:54.400		12:39:00.796
4	1:54.554	+0.154	12:40:55.350
5	1:54.685	+0.285	12:42:50.035
6	1:56.378	+1.978	12:44:46.413
7	1:55.059	+0.659	12:46:41.472
8	1:57.528	+3.128	12:48:39.000
9	1:58.044	+3.644	12:50:37.044
10	1:56.069	+1.669	12:52:33.113

Lap	Lap Tm	Diff	Time of Day
(47) BADIELLA POCA, PAU			
1	2:07.628	+12.822	12:35:24.508
2	1:58.840	+4.034	12:37:23.348
3	1:56.874	+2.068	12:39:20.222
4	1:54.806		12:41:15.028
5	1:55.815	+1.009	12:43:10.843
6	1:56.231	+1.425	12:45:07.074
7	1:57.333	+2.527	12:47:04.407
8	1:56.285	+1.479	12:49:00.692
9	1:57.541	+2.735	12:50:58.233
10	1:55.053	+0.247	12:52:53.286

Lap	Lap Tm	Diff	Time of Day
(927) TARRADAS BULTO, PATRICIO			
1	2:03.242	+8.674	12:35:20.353
2	1:58.060	+3.492	12:37:18.413
3	1:58.887	+4.319	12:39:17.300
4	1:56.941	+2.373	12:41:14.241
5	1:56.162	+1.594	12:43:10.403
6	1:54.568		12:45:04.971
7	1:59.161	+4.593	12:47:04.132
8	1:56.181	+1.613	12:49:00.313
9	1:58.044	+3.476	12:50:58.357
10	1:56.666	+2.098	12:52:55.023

Lap	Lap Tm	Diff	Time of Day
(48) CUNILLERA FARRÉS, GERARD			
1	1:59.994	+4.449	12:35:16.421
2	1:57.768	+2.223	12:37:14.189
3	1:55.545		12:39:09.734
4	1:57.619	+2.074	12:41:07.353

Lap	Lap Tm	Diff	Time of Day
5	2:00.284	+4.739	12:43:07.637
6	1:56.325	+0.780	12:45:03.962
7	2:00.338	+4.793	12:47:04.300
8	2:01.053	+5.508	12:49:05.353
9	2:02.688	+7.143	12:51:08.041
10	2:03.267	+7.722	12:53:11.308

Lap	Lap Tm	Diff	Time of Day
(521) MICOLA MARTIN, IVAN			
1	1:57.847	+0.430	12:35:14.143
2	1:59.914	+2.497	12:37:14.057
3	1:59.775	+2.358	12:39:13.832
4	1:57.417		12:41:11.249
5	1:58.610	+1.193	12:43:09.859
6	2:01.230	+3.813	12:45:11.089
7	2:00.963	+3.546	12:47:12.052
8	1:59.530	+2.113	12:49:11.582
9	2:01.664	+4.247	12:51:13.246
10	2:02.733	+5.316	12:53:15.979

Lap	Lap Tm	Diff	Time of Day
(81) FARRE SISO, GERARD			
1	2:11.251	+14.068	12:35:28.505
2	1:59.964	+2.781	12:37:28.469
3	2:00.450	+3.267	12:39:28.919
4	1:58.778	+1.595	12:41:27.697
5	1:57.183		12:43:24.880
6	2:03.470	+6.287	12:45:28.350
7	2:03.233	+6.050	12:47:31.583
8	2:03.027	+5.844	12:49:34.610
9	2:00.474	+3.291	12:51:35.084
10	2:03.923	+6.740	12:53:39.007

Lap	Lap Tm	Diff	Time of Day
(99) CAPDEVILA LOPEZ, RAÛL			
1	2:05.804	+5.271	12:35:22.388
2	2:02.404	+1.871	12:37:24.792
3	2:02.150	+1.617	12:39:26.942
4	2:02.602	+2.069	12:41:29.544
5	2:00.533		12:43:30.077
6	2:02.524	+1.991	12:45:32.601
7	2:01.861	+1.328	12:47:34.462
8	2:02.942	+2.409	12:49:37.404
9	2:04.521	+3.988	12:51:41.925
10	2:05.899	+5.366	12:53:47.824

Lap	Lap Tm	Diff	Time of Day
(31) MALLOFRE ROVIRA, JOSEP			
1	2:11.976	+11.603	12:35:28.691
2	2:04.492	+4.119	12:37:33.183
3	2:02.597	+2.224	12:39:35.780
4	2:00.373		12:41:36.153
5	2:00.827	+0.454	12:43:36.980
6	2:02.691	+2.318	12:45:39.671
7	2:05.187	+4.814	12:47:44.858
8	2:03.547	+3.174	12:49:48.405
9	2:00.830	+0.457	12:51:49.235
10	2:01.290	+0.917	12:53:50.525

Lap	Lap Tm	Diff	Time of Day
(90) ORTEGA CONTRERAS, ONOFRE			
1	2:13.632	+11.128	12:35:30.909
2	2:04.802	+2.298	12:37:35.711
3	2:02.504		12:39:38.215
4	2:03.422	+0.918	12:41:41.637
5	2:03.941	+1.437	12:43:45.578
6	2:03.078	+0.574	12:45:48.656
7	2:03.071	+0.567	12:47:51.727
8	2:03.862	+1.358	12:49:55.589
9	2:02.677	+0.173	12:51:58.266
10	2:04.242	+1.738	12:54:02.508

Lap	Lap Tm	Diff	Time of Day
(66) COSTA AGUSTI, XAVIER			
1	2:13.293	+10.056	12:35:30.063
2	2:06.743	+3.506	12:37:36.806
3	2:03.245	+0.008	12:39:40.051
4	2:03.562	+0.325	12:41:43.613
5	2:03.307	+0.070	12:43:46.920
6	2:03.237		12:45:50.157
7	2:03.843	+0.606	12:47:54.000
8	2:04.077	+0.840	12:49:58.077
9	2:03.295	+0.058	12:52:01.372
10	2:04.388	+1.151	12:54:05.760

Lap	Lap Tm	Diff	Time of Day
(1) ORO RIBELLES, ALBERT			
1	2:00.742		12:35:17.676
2	2:02.045	+1.303	12:37:19.721
3	2:04.073	+3.331	12:39:23.794
4	2:01.914	+1.172	12:41:25.708
5	2:02.424	+1.682	12:43:28.132
6	2:02.036	+1.294	12:45:30.168
7	2:04.271	+3.529	12:47:34.439
8	2:15.998	+15.256	12:49:50.437
9	2:17.229	+16.487	12:52:07.666

Lap	Lap Tm	Diff	Time of Day
(25) LLUCH LIARTE, JUAN CARLOS			
1	2:17.443	+12.518	12:35:34.686
2	2:05.764	+0.839	12:37:40.450
3	2:05.530	+0.605	12:39:45.980
4	2:05.462	+0.537	12:41:51.442
5	2:05.835	+0.910	12:43:57.277
6	2:04.925		12:46:02.202
7	2:07.053	+2.128	12:48:09.255
8	2:05.596	+0.671	12:50:14.851
9	2:05.793	+0.868	12:52:20.644

Lap	Lap Tm	Diff	Time of Day
(241) PLANASDEMUNT REGAS, BALTASAR			
1	2:14.724	+11.304	12:35:31.620
2	2:05.919	+2.499	12:37:37.539
3	2:06.657	+3.237	12:39:44.196
4	2:03.420		12:41:47.616
5	2:05.835	+0.953	12:43:51.989
6	2:03.713	+0.293	12:45:55.702
7	2:07.085	+3.665	12:48:02.787
8	2:16.691	+13.271	12:50:19.478
9	2:03.846	+0.426	12:52:23.324

Lap	Lap Tm	Diff	Time of Day
(42) LLOBET PARIS, RAMON			
1	2:12.898	+7.751	12:35:30.227
2	2:08.177	+3.030	12:37:38.404
3	2:05.147		12:39:43.551
4	2:06.900	+1.753	12:41:50.451
5	2:05.628	+0.481	12:43:56.079
6	2:06.392	+1.245	12:46:02.471
7	2:09.744	+4.597	12:48:12.215
8	2:07.017	+1.870	12:50:19.232
9	2:07.547	+2.400	12:52:26.779

Lap	Lap Tm	Diff	Time of Day
(251) NUÑEZ GARCIA, ANTONIO			
1	2:11.300	+6.402	12:35:27.687
2	2:08.601	+3.703	12:37:36.288
3	2:05.846	+0.948	12:39:42.134
4	2:06.400	+1.502	12:41:48.534
5	2:04.898		12:43:53.432
6	2:06.144	+1.246	12:45:59.576
7	2:07.990	+3.092	12:48:07.566
8	2:08.188	+3.290	12:50:15.754



MX Camp. Prov. de Lleida - Almenar

MX3 - MXAficionados

Circuit El Terre 2,000 km

Carrera 2

06/10/2018 12:35

Cursa (15:00 i 1 Voltes) started at 12:33:12

Lap	Lap Tm	Diff	Time of Day
9	2:12.471	+7.573	12:52:28.225
(5) VAZQUEZ LOPEZ, JORDI			
1	2:25.199	+17.973	12:35:43.660
2	2:09.050	+1.824	12:37:52.710
3	2:09.417	+2.191	12:40:02.127
4	2:07.815	+0.589	12:42:09.942
5	2:07.226		12:44:17.168
6	2:10.376	+3.150	12:46:27.544
7	2:14.406	+7.180	12:48:41.950
8	2:12.325	+5.099	12:50:54.275
9	2:16.644	+9.418	12:53:10.919

Lap	Lap Tm	Diff	Time of Day
(69) PIERA SOLE, LLUIS			
1	2:21.822	+10.188	12:35:38.561
2	2:12.548	+0.914	12:37:51.109
3	2:11.634		12:40:02.743
4	2:12.256	+0.622	12:42:14.999
5	2:12.290	+0.656	12:44:27.289
6	2:12.133	+0.499	12:46:39.422
7	2:14.614	+2.980	12:48:54.036
8	2:16.134	+4.500	12:51:10.170
9	2:17.914	+6.280	12:53:28.084

Lap	Lap Tm	Diff	Time of Day
(35) PRATS CAMI, XAVIER			
1	2:24.188	+11.985	12:35:41.454
2	2:12.430	+0.227	12:37:53.884
3	2:12.203		12:40:06.087
4	2:13.038	+0.835	12:42:19.125
5	2:12.417	+0.214	12:44:31.542
6	2:13.720	+1.517	12:46:45.262
7	2:13.551	+1.348	12:48:58.813
8	2:17.075	+4.872	12:51:15.888
9	2:17.500	+5.297	12:53:33.388

Lap	Lap Tm	Diff	Time of Day
(15) MANIAS ROMERO, VALENTIN			
1	2:24.617	+11.462	12:35:42.736
2	2:14.199	+1.044	12:37:56.935
3	2:13.155		12:40:10.090
4	2:15.722	+2.567	12:42:25.812
5	2:15.593	+2.438	12:44:41.405
6	2:17.286	+4.131	12:46:58.691
7	2:19.239	+6.084	12:49:17.930
8	2:15.836	+2.681	12:51:33.766
9	2:15.520	+2.365	12:53:49.286

Lap	Lap Tm	Diff	Time of Day
(11) ZAZURCA PORTA, AGUSTI			
1	2:06.781	+10.116	12:37:24.652
2	1:56.665		12:39:21.317
3	1:57.362	+0.697	12:41:18.679
4	1:59.448	+2.783	12:43:18.127
5	1:58.593	+1.928	12:45:16.720
6	1:59.379	+2.714	12:47:16.099
7	3:04.332	+1:07.667	12:50:20.431
8	2:07.063	+10.398	12:52:27.494

Lap	Lap Tm	Diff	Time of Day
(78) VALL CEREZO, KILIAN			
1	2:29.516	+10.962	12:35:46.735
2	2:43.905	+25.351	12:38:30.640
3	2:18.554		12:40:49.194
4	2:27.904	+9.350	12:43:17.098
5	2:27.830	+9.276	12:45:44.928
6	2:26.801	+8.247	12:48:11.729
7	2:23.775	+5.221	12:50:35.504
8	2:29.904	+11.350	12:53:05.408

Lap	Lap Tm	Diff	Time of Day
(74) ALASRAKI GOMEZ, DAVID			
1	2:31.748	+18.253	12:35:48.934
2	2:15.167	+1.672	12:38:04.101
3	2:13.495		12:40:17.596
4	2:15.705	+2.210	12:42:33.301
5	2:15.253	+1.758	12:44:48.554
6	3:39.162	+1:25.667	12:48:27.716
7	2:39.307	+25.812	12:51:07.023
8	2:43.670	+30.175	12:53:50.693

Lap	Lap Tm	Diff	Time of Day
(84) MAIMO IBAÑEZ, EDUARD			
1	2:21.902	+13.469	12:35:38.777
2	2:08.433		12:37:47.210
3	2:09.504	+1.071	12:39:56.714
4	4:17.307	+2:08.874	12:44:14.021

Lap	Lap Tm	Diff	Time of Day
(67) BERANUY FARGUES, XAVIER			
1	1:58.117	+1.916	12:35:14.814
2	1:56.731	+0.530	12:37:11.545
3	1:57.307	+1.106	12:39:08.852
4	1:56.201		12:41:05.053
5	1:57.243	+1.042	12:43:02.296
6	1:58.306	+2.105	12:45:00.602



7 d'octubre de 2018 - Circuit El Terre - Almenar

MX Camp. Prov. de Lleida - Almenar

Ordenat per la volta més ràpida

MX3 - MXAfectonats

Circuit El Terre 2,000 km

Entrenaments Qualificatius

06/10/2018 09:25

Classificació (20:00 Temps) started at 9:24:00

Pos.	Núm.	Nom	Millor Tm	Dif	En volta	Club	classe
1	7	ARMENGOL GARCIA, ALBERT	1:50.769		9	Mc. Segre	MX3
2	80	LOPEZ GUERRERO, SEBASTIAN P.	1:54.061	3.292	3	Mc. Segre	MX3
3	81	FARRE SISO, GERARD	1:54.602	3.833	6		MX3
4	47	BADIELLA POCA, PAU	1:56.161	5.392	10	Mc. Polea SX	MX3
5	67	BERANUY FARGUES, XAVIER	1:56.804	6.035	5	Terré Almenar	MX3
6	927	TARRADAS BULTO, PATRICIO	1:56.955	6.186	6	Mc. Polea SX	MX3
7	48	CUNILLERA FARRES, GERARD	1:57.200	6.431	5	Mc Francolí	Afeccionats
8	175	CEBALLOS NUÑEZ, CARLOS	1:57.769	7.000	4		MX3
9	1	ORO RIBELLES, ALBERT	2:00.615	9.846	2	Terré Almenar	Afeccionats
10	521	MICOLA MARTIN, IVAN	2:02.635	11.866	5	Mc St.Celoni	MX3
11	241	PLANASDEMUNT REGAS, BALTASAR	2:02.716	11.947	6	Mc St.Celoni	MX3
12	99	CAPDEVILA LOPEZ, RAÚL	2:02.918	12.149	7	Mc. Segre	Afeccionats
13	31	MALLOFRE ROVIRA, JOSEP	2:03.025	12.256	6		MX3
14	66	COSTA AGUSTI, XAVIER	2:04.582	13.813	7	Mc. Segre	MX3
15	42	LLOBET PARIS, RAMON	2:06.191	15.422	6	Mc. Segre	Afeccionats
16	90	ORTEGA CONTRERAS, ONOFRE	2:07.385	16.616	4	Mc St.Hilari	Afeccionats
17	5	VAZQUEZ LOPEZ, JORDI	2:10.020	19.251	6	Mc Penedes	MX3
18	25	LLUCH LIARTE, JUAN CARLOS	2:13.512	22.743	4	Mc. Zuera	MX3
19	69	PIERA SOLE, LLUIS	2:14.049	23.280	7	Mc. Segre	Afeccionats
20	35	PRATS CAMI, XAVIER	2:14.700	23.931	6	Mc. Segre	Afeccionats
21	251	NUÑEZ GARCIA, ANTONIO	2:14.785	24.016	5	Amc Martorelles	MX3
22	78	VALL CEREZO, KILIAN	2:16.364	25.595	7	Mc. Segre	Afeccionats
23	84	MAIMO IBAÑEZ, EDUARD	2:16.515	25.746	5	Mc. Segre	Afeccionats
24	5	MANIAS ROMERO, VALENTIN	2:17.072	26.303	3	Mc. Segre	Afeccionats
25	37	CUENCA SARRION, GASPAS	2:26.072	35.303	1	Mc VDB	MX3
26	74	ALASRAKI GOMEZ, DAVID	2:26.730	35.961	5	Mc Penedes	MX3

No classificat

EX	11	ZAZURCA PORTA, AGUSTI	1:53.460		9	Me CEAMA	MX3
----	----	-----------------------	----------	--	---	----------	-----

Notificacions

nÚM. 11 - Penalitzat amb l'anulació dels temps dels entrenaments per anar en contra direcció del circuit.

Cap de cronometratge / Director de Cursa / President del Jurat

Orbits



MX Camp. Prov. de Lleida - Almenar

MX3 - MXAficionats

Circuit El Terre 2,000 km

Entrenaments Qualificatius

06/10/2018 09:25

Classificació (20:00 Temps) started at 9:24:00

Lap	Lap Tm	Diff	Time of Day
(7) ARMENGOL GARCIA, ALBERT			
1	2:07.424	+16.655	9:26:07.855
2	2:58.807	+1:08.038	9:29:06.662
3	2:05.779	+15.010	9:31:12.441
4	1:51.443	+0.674	9:33:03.884
5	2:13.250	+22.481	9:35:17.134
6	1:51.438	+0.669	9:37:08.572
7	1:50.844	+0.075	9:38:59.416
8	2:05.710	+14.941	9:41:05.126
9	1:50.769		9:42:55.895
10	2:54.239	+1:03.470	9:45:50.134

Lap	Lap Tm	Diff	Time of Day
(80) LOPEZ GUERRERO, SEBASTIAN P.			
1	2:05.355	+11.294	9:26:09.889
2	2:06.276	+12.215	9:28:16.165
3	1:54.061		9:30:10.226
4	2:07.218	+13.157	9:32:17.444
5	1:54.359	+0.298	9:34:11.803
6	2:12.522	+18.461	9:36:24.325
7	1:54.330	+0.269	9:38:18.655

Lap	Lap Tm	Diff	Time of Day
(81) FARRE SISO, GERARD			
1	2:09.854	+15.252	9:26:17.593
2	2:14.194	+19.592	9:28:31.787
3	2:05.531	+10.929	9:30:37.318
4	2:02.970	+8.368	9:32:40.288
5	2:10.685	+16.083	9:34:50.973
6	1:54.602		9:36:45.575
7	2:52.095	+57.493	9:39:37.670

Lap	Lap Tm	Diff	Time of Day
(47) BADIELLA POCA, PAU			
1	2:21.161	+25.000	9:26:35.772
2	2:08.891	+12.730	9:28:44.663
3	2:14.171	+18.010	9:30:58.834
4	2:12.307	+16.146	9:33:11.141
5	2:19.615	+23.454	9:35:30.756
6	2:17.872	+21.711	9:37:48.628
7	1:56.267	+0.106	9:39:44.895
8	1:58.588	+2.427	9:41:43.483
9	2:00.191	+4.030	9:43:43.674
10	1:56.161		9:45:39.835

Lap	Lap Tm	Diff	Time of Day
(67) BERANUY FARGUES, XAVIER			
1	2:06.014	+9.210	9:26:11.265
2	1:58.660	+1.856	9:28:09.925
3	1:59.573	+2.769	9:30:09.498
4	1:57.886	+1.082	9:32:07.384
5	1:56.804		9:34:04.188
6	6:45.797	+4:48.993	9:40:49.985
7	3:04.929	+1:08.125	9:43:54.914

Lap	Lap Tm	Diff	Time of Day
(927) TARRADAS BULTO, PATRICIO			
1	2:18.983	+22.028	9:26:36.447
2	2:00.154	+3.199	9:28:36.601
3	1:57.874	+0.919	9:30:34.475
4	2:00.695	+3.740	9:32:35.170
5	3:03.223	+1:06.268	9:35:38.393
6	1:56.955		9:37:35.348
7	3:28.015	+1:31.060	9:41:03.363

Lap	Lap Tm	Diff	Time of Day
(48) CUNILLERA FARRÉS, GERARD			
1	2:13.339	+16.139	9:26:19.329
2	1:59.630	+2.430	9:28:18.959
3	2:12.115	+14.915	9:30:31.074
4	2:38.701	+41.501	9:33:09.775

Lap	Lap Tm	Diff	Time of Day
5	1:57.200		9:35:06.975
6	2:01.590	+4.390	9:37:08.565
7	3:49.695	+1:52.495	9:40:58.260
8	2:13.651	+16.451	9:43:11.911
9	2:22.014	+24.814	9:45:33.925

Lap	Lap Tm	Diff	Time of Day
(175) CEBALLOS NUÑEZ, CARLOS			
1	2:27.820	+30.051	9:37:38.328
2	2:50.452	+52.683	9:40:28.780
3	2:03.514	+5.745	9:42:32.294
4	1:57.769		9:44:30.063

Lap	Lap Tm	Diff	Time of Day
(1) ORO RIBELLES, ALBERT			
1	2:13.205	+12.590	9:26:20.158
2	2:00.615		9:28:20.773
3	3:04.948	+1:04.333	9:31:25.721
4	3:50.252	+1:49.637	9:35:15.973

Lap	Lap Tm	Diff	Time of Day
(521) MICOLA MARTIN, IVAN			
1	2:31.649	+29.014	9:26:54.464
2	2:13.322	+10.687	9:29:07.786
3	2:09.962	+7.327	9:31:17.748
4	2:04.999	+2.364	9:33:22.747
5	2:02.635		9:35:25.382
6	2:03.099	+0.464	9:37:28.481
7	2:36.185	+33.550	9:40:04.666
8	4:06.299	+2:03.664	9:44:10.965

Lap	Lap Tm	Diff	Time of Day
(241) PLANASDEMUNT REGAS, BALTASAR			
1	2:34.348	+31.632	9:29:04.234
2	2:41.664	+38.948	9:31:45.898
3	2:09.368	+6.652	9:33:55.266
4	2:08.473	+5.757	9:36:03.739
5	2:05.190	+2.474	9:38:08.929
6	2:02.716		9:40:11.645
7	2:07.275	+4.559	9:42:18.920
8	2:06.921	+4.205	9:44:25.841

Lap	Lap Tm	Diff	Time of Day
(99) CAPDEVILA LOPEZ, RAÜL			
1	2:18.323	+15.405	9:26:25.315
2	2:10.206	+7.288	9:28:35.521
3	2:10.404	+7.486	9:30:45.925
4	2:04.105	+1.187	9:32:50.030
5	2:04.788	+1.870	9:34:54.818
6	2:05.504	+2.586	9:37:00.322
7	2:02.918		9:39:03.240
8	2:04.305	+1.387	9:41:07.545
9	2:53.498	+50.580	9:44:01.043

Lap	Lap Tm	Diff	Time of Day
(31) MALLOFRE ROVIRA, JOSEP			
1	2:18.213	+15.188	9:29:00.126
2	2:09.370	+6.345	9:31:09.496
3	2:10.460	+7.435	9:33:19.956
4	2:04.194	+1.169	9:35:24.150
5	2:03.770	+0.745	9:37:27.920
6	2:03.025		9:39:30.945

Lap	Lap Tm	Diff	Time of Day
(66) COSTA AGUSTI, XAVIER			
1	2:32.911	+28.329	9:26:51.711
2	2:14.331	+9.749	9:29:06.042
3	2:17.172	+12.590	9:31:23.214
4	2:04.872	+0.290	9:33:28.086
5	2:05.028	+0.446	9:35:33.114
6	2:04.801	+0.219	9:37:37.915
7	2:04.582		9:39:42.497
8	2:04.932	+0.350	9:41:47.429

Lap	Lap Tm	Diff	Time of Day
9	2:31.952	+27.370	9:44:19.381

Lap	Lap Tm	Diff	Time of Day
(42) LLOBET PARIS, RAMON			
1	2:21.242	+15.051	9:26:59.685
2	2:12.336	+6.145	9:29:12.021
3	2:14.209	+8.018	9:31:26.230
4	2:08.619	+2.428	9:33:34.849
5	2:10.216	+4.025	9:35:45.065
6	2:06.191		9:37:51.256
7	2:07.628	+1.437	9:39:58.884
8	4:15.682	+2:09.491	9:44:14.566

Lap	Lap Tm	Diff	Time of Day
(90) ORTEGA CONTRERAS, ONOFRE			
1	2:24.024	+16.639	9:29:23.165
2	2:17.158	+9.773	9:31:40.323
3	2:11.264	+3.879	9:33:51.587
4	2:07.385		9:35:58.972
5	2:11.117	+3.732	9:38:10.089
6	2:10.332	+2.947	9:40:20.421
7	2:22.193	+14.808	9:42:42.614
8	2:26.988	+19.603	9:45:09.602

Lap	Lap Tm	Diff	Time of Day
(5) VAZQUEZ LOPEZ, JORDI			
1	2:56.668	+46.648	9:28:32.844
2	2:34.959	+24.939	9:31:07.803
3	2:24.935	+14.915	9:33:32.738
4	2:14.955	+4.935	9:35:47.693
5	2:10.267	+0.247	9:37:57.960
6	2:10.020		9:40:07.980
7	2:40.809	+30.789	9:42:48.789
8	3:04.883	+54.863	9:45:53.672

Lap	Lap Tm	Diff	Time of Day
(25) LLUCH LIARTE, JUAN CARLOS			
1	2:26.190	+12.678	9:29:51.037
2	2:16.384	+2.872	9:32:07.421
3	2:15.865	+2.353	9:34:23.286
4	2:13.512		9:36:36.798
5	2:18.749	+5.237	9:38:55.547
6	5:06.520	+2:53.008	9:44:02.067

Lap	Lap Tm	Diff	Time of Day
(69) PIERA SOLE, LLUIS			
1	2:37.690	+23.641	9:26:50.577
2	2:27.036	+12.987	9:29:17.613
3	2:19.392	+5.343	9:31:37.005
4	2:16.714	+2.665	9:33:53.719
5	2:17.199	+3.150	9:36:10.918
6	2:15.798	+1.749	9:38:26.716
7	2:14.049		9:40:40.765

Lap	Lap Tm	Diff	Time of Day
(35) PRATS CAMI, XAVIER			
1	2:29.248	+14.548	9:27:14.088
2	2:19.201	+4.501	9:29:33.289
3	2:17.340	+2.640	9:31:50.629
4	2:16.608	+1.908	9:34:07.237
5	2:15.053	+0.353	9:36:22.290
6	2:14.700		9:38:36.990
7	3:38.846	+1:24.146	9:42:15.836
8	2:21.315	+6.615	9:44:37.151

Lap	Lap Tm	Diff	Time of Day
(251) NUÑEZ GARCIA, ANTONIO			
1	3:42.409	+1:27.624	9:30:21.335
2	2:24.357	+9.572	9:32:45.692
3	2:19.816	+5.031	9:35:05.508
4	2:16.353	+1.568	9:37:21.861
5	2:14.785		9:39:36.646
6	2:48.556	+33.771	9:42:25.202



MX Camp. Prov. de Lleida - Almenar

MX3 - MXAficionats

Circuit El Terre 2,000 km

Entrenaments Qualificatius

06/10/2018 09:25

Classificació (20:00 Temps) started at 9:24:00

Lap	Lap Tm	Diff	Time of Day
7	2:15.201	+0.416	9:44:40.403

(78) VALL CEREZO, KILIAN

1	2:31.173	+14.809	9:30:00.878
2	2:21.307	+4.943	9:32:22.185
3	2:17.078	+0.714	9:34:39.263
4	3:24.528	+1:08.164	9:38:03.791
5	2:19.571	+3.207	9:40:23.362
6	2:19.469	+3.105	9:42:42.831
7	2:16.364		9:44:59.195

(84) MAIMO IBAÑEZ, EDUARD

1	2:49.311	+32.796	9:30:09.182
2	2:17.103	+0.588	9:32:26.285
3	2:23.359	+6.844	9:34:49.644
4	2:18.291	+1.776	9:37:07.935
5	2:16.515		9:39:24.450
6	3:07.124	+50.609	9:42:31.574
7	2:45.818	+29.303	9:45:17.392

(5) MANIAS ROMERO, VALENTIN

1	2:41.134	+24.062	9:30:17.783
2	2:28.298	+11.226	9:32:46.081
3	2:17.072		9:35:03.153
4	2:17.344	+0.272	9:37:20.497
5	4:22.063	+2:04.991	9:41:42.560
6	2:28.048	+10.976	9:44:10.608

(37) CUENCA SARRION, GASPAR

1	2:26.072		9:28:06.462
---	----------	--	-------------

(74) ALASRAKI GOMEZ, DAVID

1	2:37.881	+11.151	9:29:49.392
2	2:34.852	+8.122	9:32:24.244
3	2:32.811	+6.081	9:34:57.055
4	2:28.801	+2.071	9:37:25.856
5	2:26.730		9:39:52.586
6	2:33.512	+6.782	9:42:26.098
7	2:45.090	+18.360	9:45:11.188

(11) ZAZURCA PORTA, AGUSTI

1	2:12.419	+18.959	9:26:21.895
2	2:00.107	+6.647	9:28:22.002
3	2:02.523	+9.063	9:30:24.525
4	2:07.839	+14.379	9:32:32.364
5	2:07.257	+13.797	9:34:39.621
6	1:54.737	+1.277	9:36:34.358
7	2:28.234	+34.774	9:39:02.592
8	2:20.280	+26.820	9:41:22.872
9	1:53.460		9:43:16.332
10	2:47.144	+53.684	9:46:03.476

Lap	Lap Tm	Diff	Time of Day
-----	--------	------	-------------

Lap	Lap Tm	Diff	Time of Day
-----	--------	------	-------------




7 d'octubre de 2018 - Circuit El Terre - Almenar

MX Camp. Prov. de Lleida - Almenar

MX50

Circuit El Terre 2,000 km

Classificació Final



Pos.	Núm.	Nom	Llicència	Club	R1.	R2.	Total Punts
1	39	ARFELIS NAVARRO, AINA	136980-L	Mc. Segre	25	25	50
2	216	QUEROL ALCAÑIZ, IZAN	136910-L	Mc. Segre	20	20	40
3	11	MARTINEZ, IVAN	137960-B		16	13	29
4	130	SOLE PALAU, AXEL	136917-L	Mc. Segre	11	16	27
5	135	SOLER TIMON, DIDAC	137186-B	Mc VDB	13	11	24
6	106	QUEROL ALCAÑIZ, ZOE	136911-L	Mc. Segre	9	10	19
7	15	PIERA SALVIA, MARTI	136905-L	Mc. Segre	10	9	19
8	88	ROC SOLER, MARTI	138827-B		8	8	16

Cap de cronometratge / Director de Cursa / President del Jurat

Orbits



7 d'octubre de 2018 - Circuit El Terre - Almenar

MX Camp. Prov. de Lleida - Almenar

classificat per voltes

MX50 Circuit El Terre 2,000 km
 Carrera 1 06/10/2018 11:45
 Cursa (10:00 i 2 Voltes) started at 11:46:21

Pos.	Núm.	Nom	Voltes	Total Ts	Dif	Millor Tm	Moto	Club	classe	Punts
1	39	ARFELIS NAVARRO, AINA	7	16:44.595		2:20.151	SIN MARCA	Mc. Segre	MX50	25
2	216	QUEROL ALCAÑIZ, IZAN	7	18:06.741	1:22.146	2:31.969	SIN MARCA	Mc. Segre	MX50	20
3	11	MARTINEZ, IVAN	7	18:09.991	1:25.396	2:33.119			MX50	16
4	135	SOLER TIMON, DIDAC	7	18:13.565	1:28.970	2:33.881	DERBI	Mc VDB	MX50	13
5	130	SOLE PALAU, AXEL	7	18:19.647	1:35.052	2:34.692	SIN MARCA	Mc. Segre	MX50	11
6	15	PIERA SALVIA, MARTI	7	19:13.244	2:28.649	2:42.265	KTM	Mc. Segre	MX50	10
7	106	QUEROL ALCAÑIZ, ZOE	7	19:16.055	2:31.460	2:41.331	SIN MARCA	Mc. Segre	MX50	9
8	88	ROC SOLER, MARTI	6	17:41.589	1 Volta	2:53.519			MX50	8

Marge de victòria	Velocitat mitja	Millor temps de volta	Millor vel.	Millor volta per
1:22.146	50,169	2:20.151	51,373	39 - ARFELIS NAVARRO, AINA

Cap de cronometratge / Director de Cursa / President del Jurat Orbits

23 de setembre de 2018 - Circuit de Martorelles

Lliga Catalana de Motocròs - Martorelles

classificat per voltes

MX125 - Sots 18 4t

Circuit de Martorelles 2,000 km

Carrera 1

23/09/2018 10:50

Cursa (20:00 i 2 Voltes) started at 10:58:38

Pos.	Núm.	Nom	Voltes	Total Ts	Dif	Millor Tm	Moto	Club	classe	Punts
MX 125 2T										
1	112	PAMIAS ROIG, MARC	13	24:56.764		1:46.913	SIN MARCA	Mc. Segre	MX 12	25
2	5	OLIVERAS BUSOMS, POL	13	25:08.014	11.250	1:46.270	KTM	Mc. Segre	MX 12	20
3	447	CANET ARDEVOL, EDGAR	13	25:28.614	31.850	1:47.386			MX 12	16
4	23	ROJAS MOROS, PAU	13	25:58.491	1:01.727	1:50.775	SIN MARCA	Em Castellbisba	MX 12	13
5	10	SAEZ SAMUEL, VICTOR	12	24:24.357	1 Volta	1:51.300	KTM	CM La Canal	MX 12	11
6	38	OLIVERA MARTINEZ, JAN	12	24:43.857	1 Volta	1:52.629	YAMAHA	Mc. Segre	MX 12	10
7	317	GARCIA DELGADO, GERARD	12	25:15.149	1 Volta	1:54.090	YAMAHA	Mc St.Celoni	MX 12	9
8	222	ROJAS TRIPIANA, LLUC	11	24:20.002	2 Voltes	1:58.400	KTM	Mc. Segre	MX 12	8
9	328	MARSE VALERA, ORIOL	11	24:24.041	2 Voltes	1:59.337	KTM	MC Canyelles	MX 12	7

MX Sots18 4T

1	64	OTERO SAEZ, ROBERTO	13	24:18.509		1:43.135	KTM	Esc.JRB OffRoa	MX So	25
2	169	NOYA CASANOVAS, DAVID	13	25:07.101	48.592	1:47.374	KAWASAKI	Mc. Segre	MX So	20
3	100	VENDRELL MARTINEZ, ENRIC	13	25:22.428	1:03.919	1:48.879	KAWASAKI	Mc St.Celoni	MX So	16
4	122	AHUMADA NOVA, JOSE	12	24:30.284	1 Volta	1:52.009	KTM	Mc Sitges	MX So	13
5	372	SALA TARRIDA DEL MARMOL, DANI	12	24:43.161	1 Volta	1:52.685	HUSQVARNA	Xtrem Sitges M	MX So	11

Marge de victòria	Velocitat mitja	Millor temps de volta	Millor vel.	Millor volta per
38.255	64,175	1:43.135	69,811	64 - OTERO SAEZ, ROBERTO

Cap de cronometratge / Director de Cursa / President del Jurat

Orbits

23 de setembre de 2018 - Circuit de Martorelles

Lliga Catalana de Motocrós - Martorelles

Volta a volta


MX125 - Sots 18 4t

Circuit de Martorelles 2,000 km

Carrera 1

23/09/2018 10:50

Cursa (20:00 i 2 Voltes) started at 10:58:38



Competidors

Voltes

	0	1	2	3	4	5	6	7	8	9	10	11	12	13
OTERO SAEZ, ROBERTO (64)	1	64	64	64	64	64	64	64	64	64	64	64	64	64
PAMIAS ROIG, MARC (112)	2	112	112	112	112	112	112	112	112	112	112	112	112	112
NOYA CASANOVAS, DAVID (169)	3	169	169	169	169	169	169	169	169	169	169	169	169	169
VENDRELL MARTINEZ, ENRIC (100)	4	100	100	100	100	100	5	5	5	5	5	5	5	5
OLIVERAS BUSOMS, POL (5)	5	5	5	5	5	5	100	100	100	100	100	100	100	100
SAEZ SAMUEL, VICTOR (10)	6	10	10	10	10	10	447	447	447	447	447	447	447	447
AHUMADA NOVA, JOSE (122)	7	122	122	122	447	447	10	10	23	23	23	23	23	23
CANET ARDEVOL, EDGAR (447)	8	447	447	447	122	23	23	23	10	10	10	10	10	10
SALA TARRIDA DEL MARMOL, DANIEL (372)	9	372	23	23	23	122	122	122	122	122	122	122	122	122
ROJAS MOROS, PAU (23)	10	23	372	372	372	372	372	372	372	372	372	372	372	372
MARSE VALERA, ORIOL (328)	11	328	328	38	38	38	38	38	38	38	38	38	38	38
OLIVERA MARTINEZ, JAN (38)	12	38	38	328	317	317	317	317	317	317	317	317	317	317
GARCIA DELGADO, GERARD (317)	13	317	317	317	328	328	328	328	222	222	222	222	222	222
ROJAS TRIPIANA, LLUC (222)	14	222	222	222	222	222	222	222	328	328	328	328	328	328



23 de setembre de 2018 - Circuit de Martorelles

Lliga Catalana de Motocròs - Martorelles

MX125 - Sots 18 4t

Circuit de Martorelles 2,000 km

Carrera 1

23/09/2018 10:50

Cursa (20:00 i 2 Voltes) started at 10:58:38

Lap	Lap Tm	Diff	Time of Day
(64) OTERO SAEZ, ROBERTO			
1	1:43.189	+0.054	11:01:47.940
2	1:43.135		11:03:31.075
3	1:44.740	+1.605	11:05:15.815
4	1:45.195	+2.060	11:07:01.010
5	1:45.366	+2.231	11:08:46.376
6	1:46.374	+3.239	11:10:32.750
7	1:46.120	+2.985	11:12:18.870
8	1:46.257	+3.122	11:14:05.127
9	1:46.367	+3.232	11:15:51.494
10	1:45.908	+2.773	11:17:37.402
11	1:45.971	+2.836	11:19:23.373
12	1:45.165	+2.030	11:21:08.538
13	1:48.470	+5.335	11:22:57.008

Lap	Lap Tm	Diff	Time of Day
(112) PAMIAS ROIG, MARC			
1	1:47.982	+1.069	11:01:56.631
2	1:48.049	+1.136	11:03:44.680
3	1:47.604	+0.691	11:05:32.284
4	1:47.053	+0.140	11:07:19.337
5	1:49.226	+2.313	11:09:08.563
6	1:48.053	+1.140	11:10:56.616
7	1:46.913		11:12:43.529
8	1:48.564	+1.651	11:14:32.093
9	1:47.287	+0.374	11:16:19.380
10	1:48.461	+1.548	11:18:07.841
11	1:49.055	+2.142	11:19:56.896
12	1:48.606	+1.693	11:21:45.502
13	1:49.761	+2.848	11:23:35.263

Lap	Lap Tm	Diff	Time of Day
(169) NOYA CASANOVAS, DAVID			
1	1:47.746	+0.372	11:01:57.575
2	1:47.954	+0.580	11:03:45.529
3	1:47.374		11:05:32.903
4	1:48.311	+0.937	11:07:21.214
5	1:48.189	+0.815	11:09:09.403
6	1:48.532	+1.158	11:10:57.935
7	1:48.271	+0.897	11:12:46.206
8	1:51.793	+4.419	11:14:37.999
9	1:48.651	+1.277	11:16:26.650
10	1:50.522	+3.148	11:18:17.172
11	1:50.476	+3.102	11:20:07.648
12	1:49.907	+2.533	11:21:57.555
13	1:48.045	+0.671	11:23:45.600

Lap	Lap Tm	Diff	Time of Day
(5) OLIVERAS BUSOMS, POL			
1	1:48.573	+2.303	11:02:04.128
2	1:48.587	+2.317	11:03:52.715
3	1:50.054	+3.784	11:05:42.769
4	1:49.063	+2.793	11:07:31.832
5	1:48.572	+2.302	11:09:20.404
6	1:47.902	+1.632	11:11:08.306
7	1:49.491	+3.221	11:12:57.797
8	1:49.538	+3.268	11:14:47.335
9	1:48.868	+2.598	11:16:36.203
10	1:48.031	+1.761	11:18:24.234
11	1:48.757	+2.487	11:20:12.991
12	1:47.252	+0.982	11:22:00.243
13	1:46.270		11:23:46.513

Lap	Lap Tm	Diff	Time of Day
(100) VENDRELL MARTINEZ, ENRIC			
1	1:50.332	+1.453	11:02:02.607
2	1:49.336	+0.457	11:03:51.943
3	1:49.723	+0.844	11:05:41.666
4	1:48.879		11:07:30.545

Lap	Lap Tm	Diff	Time of Day
5	1:49.027	+0.148	11:09:19.572
6	1:50.701	+1.822	11:11:10.273
7	1:49.108	+0.229	11:12:59.381
8	1:49.291	+0.412	11:14:48.672
9	1:49.290	+0.411	11:16:37.962
10	1:51.845	+2.966	11:18:29.807
11	1:49.014	+0.135	11:20:18.821
12	1:49.772	+0.893	11:22:08.593
13	1:52.334	+3.455	11:24:00.927

Lap	Lap Tm	Diff	Time of Day
(447) CANET ARDEVOL, EDGAR			
1	1:53.141	+5.755	11:02:10.422
2	1:52.235	+4.849	11:04:02.657
3	1:50.676	+3.290	11:05:53.333
4	1:51.130	+3.744	11:07:44.463
5	1:50.619	+3.233	11:09:35.082
6	1:47.386		11:11:22.468
7	1:48.669	+1.283	11:13:11.137
8	1:47.700	+0.314	11:14:58.837
9	1:49.041	+1.655	11:16:47.878
10	1:49.717	+2.331	11:18:37.595
11	1:49.697	+2.311	11:20:27.292
12	1:49.579	+2.193	11:22:16.871
13	1:50.242	+2.856	11:24:07.113

Lap	Lap Tm	Diff	Time of Day
(23) ROJAS MOROS, PAU			
1	1:52.618	+1.843	11:02:12.781
2	1:51.141	+0.366	11:04:03.922
3	1:52.574	+1.799	11:05:56.496
4	1:50.775		11:07:47.271
5	1:50.797	+0.022	11:09:38.068
6	1:52.364	+1.589	11:11:30.432
7	1:51.400	+0.625	11:13:21.832
8	1:52.179	+1.404	11:15:14.011
9	1:53.123	+2.348	11:17:07.134
10	1:51.973	+1.198	11:18:59.107
11	1:51.738	+0.963	11:20:50.845
12	1:52.656	+1.881	11:22:43.501
13	1:53.489	+2.714	11:24:36.990

Lap	Lap Tm	Diff	Time of Day
(10) SAEZ SAMUEL, VICTOR			
1	1:53.207	+1.907	11:02:08.795
2	1:51.342	+0.042	11:04:00.137
3	1:52.115	+0.815	11:05:52.252
4	1:51.300		11:07:43.552
5	1:51.985	+0.685	11:09:35.537
6	1:54.362	+3.062	11:11:29.899
7	1:55.756	+4.456	11:13:25.655
8	1:56.049	+4.749	11:15:21.704
9	1:54.297	+2.997	11:17:16.001
10	1:52.652	+1.352	11:19:08.653
11	1:54.761	+3.461	11:21:03.414
12	1:59.442	+8.142	11:23:02.856

Lap	Lap Tm	Diff	Time of Day
(122) AHUMADA NOVA, JOSE			
1	1:53.412	+1.403	11:02:09.970
2	1:52.009		11:04:01.979
3	1:53.187	+1.178	11:05:55.166
4	1:55.535	+3.526	11:07:50.701
5	1:54.199	+2.190	11:09:44.900
6	1:53.667	+1.658	11:11:38.567
7	1:54.214	+2.205	11:13:32.781
8	1:53.907	+1.898	11:15:26.688
9	1:55.003	+2.994	11:17:21.691
10	1:52.992	+0.983	11:19:14.683
11	1:55.845	+3.836	11:21:10.528

Lap	Lap Tm	Diff	Time of Day
12	1:58.255	+6.246	11:23:08.783
(372) SALA TARRIDA DEL MARMOL, DANIEL			
1	1:55.773	+3.088	11:02:14.662
2	1:54.309	+1.624	11:04:08.971
3	1:57.997	+5.312	11:06:06.968
4	1:52.707	+0.022	11:07:59.675
5	1:55.382	+2.697	11:09:55.057
6	1:55.120	+2.435	11:11:50.177
7	2:00.647	+7.962	11:13:50.824
8	1:56.406	+3.721	11:15:47.230
9	1:54.255	+1.570	11:17:41.485
10	1:53.688	+1.003	11:19:35.173
11	1:53.802	+1.117	11:21:28.975
12	1:52.685		11:23:21.660

Lap	Lap Tm	Diff	Time of Day
(38) OLIVERA MARTINEZ, JAN			
1	1:59.394	+6.765	11:02:22.916
2	1:53.135	+0.506	11:04:16.051
3	1:53.338	+0.709	11:06:09.389
4	1:53.448	+0.819	11:08:02.837
5	1:56.650	+4.021	11:09:59.487
6	2:00.719	+8.090	11:12:00.206
7	1:55.907	+3.278	11:13:56.113
8	1:53.354	+0.725	11:15:49.467
9	1:53.794	+1.165	11:17:43.261
10	1:52.704	+0.075	11:19:35.965
11	1:53.762	+1.133	11:21:29.727
12	1:52.629		11:23:22.356

Lap	Lap Tm	Diff	Time of Day
(317) GARCIA DELGADO, GERARD			
1	1:59.119	+5.029	11:02:23.214
2	1:58.779	+4.689	11:04:21.993
3	1:56.671	+2.581	11:06:18.664
4	1:54.436	+0.346	11:08:13.100
5	1:56.059	+1.969	11:10:09.159
6	1:54.090		11:12:03.249
7	1:55.064	+0.974	11:13:58.313
8	1:57.709	+3.619	11:15:56.022
9	1:55.583	+1.493	11:17:51.605
10	1:55.233	+1.143	11:19:46.838
11	2:02.335	+8.245	11:21:49.173
12	2:04.475	+10.385	11:23:53.648

Lap	Lap Tm	Diff	Time of Day
(222) ROJAS TRIPIANA, LLUC			
1	1:59.870	+1.470	11:02:24.588
2	1:58.400		11:04:22.988
3	1:59.596	+1.196	11:06:22.584
4	2:02.250	+3.850	11:08:24.834
5	2:10.595	+12.195	11:10:35.429
6	1:59.906	+1.506	11:12:35.335
7	2:00.530	+2.130	11:14:35.865
8	2:00.015	+1.615	11:16:35.880
9	2:06.131	+7.731	11:18:42.011
10	2:10.009	+11.609	11:20:52.020
11	2:06.481	+8.081	11:22:58.501

Lap	Lap Tm	Diff	Time of Day
(328) MARSE VALERA, ORIOL			
1	1:59.895	+0.558	11:02:21.901
2	1:59.337		11:04:21.238
3	2:00		

Lliga Catalana de Motocròs - Martorelles

MX125 - Sots 18 4t

Circuit de Martorelles 2,000 km

Carrera 1

23/09/2018 10:50

Cursa (20:00 i 2 Voltes) started at 10:58:38

Lap	Lap Tm	Diff	Time of Day
9	2:06.435	+7.098	11:18:53.007
10	2:06.144	+6.807	11:20:59.151
11	2:03.389	+4.052	11:23:02.540

Lap	Lap Tm	Diff	Time of Day
-----	--------	------	-------------

Lap	Lap Tm	Diff	Time of Day
-----	--------	------	-------------



7 d'octubre de 2018 - Circuit El Terre - Almenar

MX Camp. Prov. de Lleida - Almenar

classificat per voltes

MX50 Circuit El Terre 2,000 km
 Carrera 2 06/10/2018 13:20
 Cursa (10:00 i 2 Voltes) started at 13:21:04

Pos.	Núm.	Nom	Voltes	Total Ts	Dif	Millor Tm	Moto	Club	classe	Punts
1	39	ARFELIS NAVARRO, AINA	7	17:07.154		2:21.512	SIN MARCA	Mc. Segre	MX50	25
2	216	QUEROL ALCAÑIZ, IZAN	7	18:19.885	1:12.731	2:31.945	SIN MARCA	Mc. Segre	MX50	20
3	130	SOLE PALAU, AXEL	7	18:24.812	1:17.658	2:32.261	SIN MARCA	Mc. Segre	MX50	16
4	11	MARTINEZ, IVAN	7	18:31.545	1:24.391	2:30.277			MX50	13
5	135	SOLER TIMON, DIDAC	7	18:40.997	1:33.843	2:36.744	DERBI	Mc VDB	MX50	11
6	106	QUEROL ALCAÑIZ, ZOE	7	18:49.948	1:42.794	2:37.514	SIN MARCA	Mc. Segre	MX50	10
7	15	PIERA SALVIA, MARTI	7	18:52.724	1:45.570	2:35.686	KTM	Mc. Segre	MX50	9
8	88	ROC SOLER, MARTI	6	17:30.457	1 Volta	2:51.602			MX50	8

Marge de victòria	Velocitat mitja	Millor temps de volta	Millor vel.	Millor volta per
1:12.731	49,068	2:21.512	50,879	39 - ARFELIS NAVARRO, AINA

Cap de cronometratge / Director de Cursa / President del Jurat Orbits

23 de setembre de 2018 - Circuit de Martorelles

Lliga Catalana de Motocròs - Martorelles

classificat per voltes

MX125 - Sots 18 4t

Circuit de Martorelles 2,000 km

Carrera 2

23/09/2018 12:40

Cursa (20:00 i 2 Voltes) started at 12:45:30

Pos.	Núm.	Nom	Voltes	Total Ts	Dif	Millor Tm	Moto	Club	classe	Punts
MX 125 2T										
1	112	PAMIAS ROIG, MARC	13	24:34.749		1:44.511	SIN MARCA	Mc. Segre	MX 12	25
2	5	OLIVERAS BUSOMS, POL	13	25:15.842	41.093	1:45.465	KTM	Mc. Segre	MX 12	20
3	447	CANET ARDEVOL, EDGAR	13	25:20.145	45.396	1:46.158			MX 12	16
4	23	ROJAS MOROS, PAU	13	25:56.447	1:21.698	1:49.418	SIN MARCA	Em Castellbisba	MX 12	13
5	10	SAEZ SAMUEL, VICTOR	12	24:18.962	1 Volta	1:50.545	KTM	CM La Canal	MX 12	11
6	38	OLIVERA MARTINEZ, JAN	12	24:33.609	1 Volta	1:49.778	YAMAHA	Mc. Segre	MX 12	10
7	317	GARCIA DELGADO, GERARD	12	24:45.134	1 Volta	1:51.653	YAMAHA	Mc St.Celoni	MX 12	9
8	222	ROJAS TRIPIANA, LLUC	12	26:02.222	1 Volta	1:58.203	KTM	Mc. Segre	MX 12	8
9	328	MARSE VALERA, ORIOL	12	26:04.033	1 Volta	1:59.202	KTM	MC Canyelles	MX 12	7

MX Sots18 4T

1	64	OTERO SAEZ, ROBERTO	13	24:07.099		1:42.786	KTM	Esc.JRB OffRoa	MX So	25
2	169	NOYA CASANOVAS, DAVID	13	25:05.286	58.187	1:46.149	KAWASAKI	Mc. Segre	MX So	20
3	100	VENDRELL MARTINEZ, ENRIC	13	25:17.494	1:10.395	1:47.203	KAWASAKI	Mc St.Celoni	MX So	16
4	122	AHUMADA NOVA, JOSE	13	25:49.834	1:42.735	1:50.478	KTM	Mc Sitges	MX So	13
5	372	SALA TARRIDA DEL MARMOL, DANI	12	24:17.052	1 Volta	1:51.314	HUSQVARNA	Xtrem Sitges M	MX So	11
6	73	MELGAREJO GOMEZ, ERIC	12	26:01.480	1 Volta	1:58.137	SIN MARCA	Amc Martorelle	MX So	10

Marge de victòria	Velocitat mitja	Millor temps de volta	Millor vel.	Millor volta per
27.650	64,681	1:42.786	70,048	64 - OTERO SAEZ, ROBERTO

Cap de cronometratge / Director de Cursa / President del Jurat Orbits

MX Camp. Prov. de Lleida - Almenar

Volta a volta

MX50

Circuit El Terre 2,000 km

Carrera 2

06/10/2018 13:20

Cursa (10:00 i 2 Voltes) started at 13:21:04

Competidors

Voltes

	0	1	2	3	4	5	6	7
MARTINEZ, IVAN (11)	11	39	39	39	39	39	39	39
SOLER TIMON, DIDAC (135)	135	11	216	216	216	216	216	216
QUEROL ALCAÑIZ, IZAN (216)	216	216	11	11	11	11	130	130
PIERA SALVIA, MARTI (15)	15	135	135	135	135	130	11	11
ARFELIS NAVARRO, AINA (39)	39	130	130	130	130	135	135	135
SOLE PALAU, AXEL (130)	130	15	106	106	106	106	106	106
QUEROL ALCAÑIZ, ZOE (106)	106	106	15	15	15	15	15	15
ROC SOLER, MARTI (88)	88	88	88	88	88	88	88	88



MX Camp. Prov. de Lleida - Almenar

MX50

Circuit El Terre 2,000 km

Carrera 2

06/10/2018 13:20

Cursa (10:00 i 2 Voltes) started at 13:21:04

Lap	Lap Tm	Diff	Time of Day
(39) ARFELIS NAVARRO, AINA			
1	2:21.512		13:23:30.796
2	2:22.891	+1.379	13:25:53.687
3	2:24.071	+2.559	13:28:17.758
4	2:24.548	+3.036	13:30:42.306
5	2:24.442	+2.930	13:33:06.748
6	2:37.654	+16.142	13:35:44.402
7	2:27.508	+5.996	13:38:11.910

Lap	Lap Tm	Diff	Time of Day
(216) QUEROL ALCAÑIZ, IZAN			
1	2:31.945		13:23:41.015
2	2:35.237	+3.292	13:26:16.252
3	2:38.289	+6.344	13:28:54.541
4	2:40.290	+8.345	13:31:34.831
5	2:39.466	+7.521	13:34:14.297
6	2:35.837	+3.892	13:36:50.134
7	2:34.507	+2.562	13:39:24.641

Lap	Lap Tm	Diff	Time of Day
(130) SOLE PALAU, AXEL			
1	2:42.009	+9.748	13:23:51.376
2	2:37.797	+5.536	13:26:29.173
3	2:36.845	+4.584	13:29:06.018
4	2:37.882	+5.621	13:31:43.900
5	2:36.650	+4.389	13:34:20.550
6	2:32.261		13:36:52.811
7	2:36.757	+4.496	13:39:29.568

Lap	Lap Tm	Diff	Time of Day
(11) MARTINEZ, IVAN			
1	2:30.277		13:23:39.152
2	2:44.683	+14.406	13:26:23.835
3	2:39.953	+9.676	13:29:03.788
4	2:38.359	+8.082	13:31:42.147
5	2:37.777	+7.500	13:34:19.924
6	2:35.287	+5.010	13:36:55.211
7	2:41.090	+10.813	13:39:36.301

Lap	Lap Tm	Diff	Time of Day
(135) SOLER TIMON, DIDAC			
1	2:36.744		13:23:45.786
2	2:40.211	+3.467	13:26:25.997
3	2:38.756	+2.012	13:29:04.753
4	2:38.099	+1.355	13:31:42.852
5	2:40.275	+3.531	13:34:23.127
6	2:42.743	+5.999	13:37:05.870
7	2:39.883	+3.139	13:39:45.753

Lap	Lap Tm	Diff	Time of Day
(106) QUEROL ALCAÑIZ, ZOE			
1	2:49.176	+11.662	13:23:58.766
2	2:38.790	+1.276	13:26:37.556
3	2:37.514		13:29:15.070
4	2:37.847	+0.333	13:31:52.917
5	2:39.855	+2.341	13:34:32.772
6	2:40.588	+3.074	13:37:13.360
7	2:41.344	+3.830	13:39:54.704

Lap	Lap Tm	Diff	Time of Day
(15) PIERA SALVIA, MARTI			
1	2:44.512	+8.826	13:23:53.785
2	2:45.085	+9.399	13:26:38.870
3	2:40.221	+4.535	13:29:19.091
4	2:43.079	+7.393	13:32:02.170
5	2:40.092	+4.406	13:34:42.262
6	2:39.532	+3.846	13:37:21.794
7	2:35.686		13:39:57.480

Lap	Lap Tm	Diff	Time of Day
(88) ROC SOLER, MARTI			
1	2:52.458	+0.856	13:24:02.171

Lap	Lap Tm	Diff	Time of Day
2	2:51.602		13:26:53.773
3	2:56.387	+4.785	13:29:50.160
4	2:58.448	+6.846	13:32:48.608
5	2:54.761	+3.159	13:35:43.369
6	2:51.844	+0.242	13:38:35.213

Lap	Lap Tm	Diff	Time of Day
-----	--------	------	-------------



MX Camp. Prov. de Lleida - Almenar

Ordenat per la volta més ràpida

MX50

Circuit El Terre 2,000 km

Entrenaments Qualificatius

06/10/2018 10:10

Classificació (15:00 Temps) started at 10:07:38

Pos.	Núm.	Nom	Millor Tm	Dif	En volta	Club	classe
1	39	ARFELIS NAVARRO, AINA	2:20.577		3	Mc. Segre	MX50
2	216	QUEROL ALCAÑIZ, IZAN	2:35.346	14.769	4	Mc. Segre	MX50
3	135	SOLER TIMON, DIDAC	2:36.638	16.061	6	Mc VDB	MX50
4	130	SOLE PALAU, AXEL	2:39.470	18.893	2	Mc. Segre	MX50
5	106	QUEROL ALCAÑIZ, ZOE	2:44.755	24.178	4	Mc. Segre	MX50
6	11	MARTINEZ, IVAN	2:44.967	24.390	5		
7	15	PIERA SALVIA, MARTI	2:47.866	27.289	2	Mc. Segre	MX50
8	88	ROC SOLER, MARTI	3:02.816	42.239	5		MX50



Lliga Catalana de Motocròs - Martorelles

MX125 - Sots 18 4t

Circuit de Martorelles 2,000 km

Entrenaments Qualificatius

23/09/2018 09:30

Classificació (20:00 Temps) started at 9:30:17

Lap	Lap Tm	Diff	Time of Day
(64) OTERO SAEZ, ROBERTO			
1	1:59.545	+12.708	9:34:17.670
2	1:48.355	+1.518	9:36:06.025
3	1:49.390	+2.553	9:37:55.415
4	6:27.524	+4:40.687	9:44:22.939
5	1:46.837		9:46:09.776
6	1:47.935	+1.098	9:47:57.711

Lap	Lap Tm	Diff	Time of Day
(169) NOYA CASANOVAS, DAVID			
1	1:51.241	+3.509	9:34:11.161
2	1:47.732		9:35:58.893
3	2:08.260	+20.528	9:38:07.153
4	1:47.772	+0.040	9:39:54.925
5	1:49.800	+2.068	9:41:44.725
6	2:17.026	+29.294	9:44:01.751
7	1:47.767	+0.035	9:45:49.518
8	2:54.026	+1:06.294	9:48:43.544

Lap	Lap Tm	Diff	Time of Day
(112) PAMIAS ROIG, MARC			
1	1:51.023	+1.675	9:33:55.848
2	1:49.348		9:35:45.196
3	2:04.720	+15.372	9:37:49.916
4	1:49.883	+0.535	9:39:39.799
5	2:03.767	+14.419	9:41:43.566
6	4:14.587	+2:25.239	9:45:58.153
7	1:49.779	+0.431	9:47:47.932

Lap	Lap Tm	Diff	Time of Day
(5) OLIVERAS BUSOMS, POL			
1	2:06.777	+16.600	9:34:39.337
2	2:09.900	+19.723	9:36:49.237
3	2:00.356	+10.179	9:38:49.593
4	2:15.592	+25.415	9:41:05.185
5	3:12.343	+1:22.166	9:44:17.528
6	1:50.177		9:46:07.705
7	3:00.361	+1:10.184	9:49:08.066

Lap	Lap Tm	Diff	Time of Day
(447) CANET ARDEVOL, EDGAR			
1	2:13.877	+22.959	9:34:49.333
2	2:03.082	+12.164	9:36:52.415
3	1:53.340	+2.422	9:38:45.755
4	1:50.918		9:40:36.673
5	2:45.619	+54.701	9:43:22.292
6	1:51.287	+0.369	9:45:13.579
7	2:38.087	+47.169	9:47:51.666

Lap	Lap Tm	Diff	Time of Day
(100) VENDRELL MARTINEZ, ENRIC			
1	2:04.308	+12.796	9:35:45.186
2	2:08.384	+16.872	9:37:53.570
3	1:59.940	+8.428	9:39:53.510
4	2:08.690	+17.178	9:42:02.200
5	2:24.949	+33.437	9:44:27.149
6	1:51.512		9:46:18.661
7	2:16.756	+25.244	9:48:35.417

Lap	Lap Tm	Diff	Time of Day
(10) SAEZ SAMUEL, VICTOR			
1	2:09.995	+17.394	9:34:43.840
2	2:13.694	+21.093	9:36:57.534
3	2:06.715	+14.114	9:39:04.249
4	4:22.421	+2:29.820	9:43:26.670
5	2:01.080	+8.479	9:45:27.750
6	1:52.601		9:47:20.351

Lap	Lap Tm	Diff	Time of Day
(23) ROJAS MOROS, PAU			
1	1:56.830	+3.696	9:34:22.019
2	1:53.134		9:36:15.153

Lap	Lap Tm	Diff	Time of Day
3	2:25.698	+32.564	9:38:40.851
4	2:10.159	+17.025	9:40:51.010
5	8:19.467	+6:26.333	9:49:10.477

Lap	Lap Tm	Diff	Time of Day
(38) OLIVERA MARTINEZ, JAN			
1	2:09.882	+14.729	9:34:47.518
2	2:08.951	+13.798	9:36:56.469
3	2:11.811	+16.658	9:39:08.280
4	1:57.137	+1.984	9:41:05.417
5	3:26.906	+1:31.753	9:44:32.323
6	1:55.153		9:46:27.476
7	3:30.906	+1:35.753	9:49:58.382

Lap	Lap Tm	Diff	Time of Day
(372) SALA TARRIDA DEL MARMOL, DANIEL			
1	2:04.580	+7.754	9:34:27.860
2	2:04.494	+7.668	9:36:32.354
3	2:00.415	+3.589	9:38:32.769
4	4:34.399	+2:37.573	9:43:07.168
5	2:09.625	+12.799	9:45:16.793
6	1:57.207	+0.381	9:47:14.000
7	1:56.826		9:49:10.826

Lap	Lap Tm	Diff	Time of Day
(122) AHUMADA NOVA, JOSE			
1	2:11.697	+14.491	9:34:57.440
2	4:20.352	+2:23.146	9:39:17.792
3	1:57.968	+0.762	9:41:15.760
4	1:57.206		9:43:12.966
5	5:46.317	+3:49.111	9:48:59.283

Lap	Lap Tm	Diff	Time of Day
(317) GARCIA DELGADO, GERARD			
1	2:16.845	+16.020	9:36:01.917
2	2:12.623	+11.798	9:38:14.540
3	2:06.343	+5.518	9:40:20.883
4	2:03.733	+2.908	9:42:24.616
5	2:03.306	+2.481	9:44:27.922
6	2:19.945	+19.120	9:46:47.867
7	2:00.825		9:48:48.692

Lap	Lap Tm	Diff	Time of Day
(328) MARSE VALERA, ORIOL			
1	2:21.656	+16.565	9:34:50.715
2	3:39.518	+1:34.427	9:38:30.233
3	2:05.091		9:40:35.324
4	2:26.995	+21.904	9:43:02.319
5	2:05.141	+0.050	9:45:07.460
6	2:06.618	+1.527	9:47:14.078

Lap	Lap Tm	Diff	Time of Day
(222) ROJAS TRIPIANA, LLUC			
1	2:16.368	+10.514	9:35:13.610
2	2:09.975	+4.121	9:37:23.585
3	2:05.854		9:39:29.439
4	2:08.294	+2.440	9:41:37.733
5	7:09.599	+5:03.745	9:48:47.332

Lap	Lap Tm	Diff	Time of Day
(73) MELGAREJO GOMEZ, ERIC			
1	2:16.149		9:35:18.319




MX Camp. Prov. de Lleida - Almenar

MX85 - MX65

Circuit El Terre 2,000 km

Classificació Final



Pos.	Núm.	Nom	Llicència	Club	R1.	R2.	Total Punts
MX65							
1	311	ARFELIS NAVARRO, DIDAC	136979-L	Mc. Segre	25	25	50
2	19	GARCIA TORRECILLAS, JOAN	137289-B	Mc Sitges	20	20	40
3	96	CHOGRI GOMEZ, UNAI	137242-B	Pobla Mafumet	16	16	32
4	127	VALERIO ESPINOSA, IKER	138298-L	Mc. Segre	13	13	26
5	777	SILVA PEIRO, IU	137091-L	Mc. Segre	10	11	21
6	78	GERMAN JORDAN, DIDAC	138449-L	Mc. Segre	7	10	17
7	51	TORRES SILVERA, JOEL	137425-T	Mc Cifuentes	8	9	17
8	18	SANS MIRO, ROGER	137125-L	MC Alpicat	9	8	17
9	103	KETTLITZ COLL, MARTIN	137860-L	Mc. Segre	11	--	11
MX85							
1	6	PIERA GABERNET, BIEL	137095-L	Mc. Segre	25	25	50
2	4	JOSA ANGLES, JAN	136978-T	Mc Francolí	20	20	40
3	13	GAYA HERNANDEZ, JORDI	137410-L		13	16	29
4	29	GAYA CASTAÑE, GUILLEM	137502-L	Mc. Segre	16	0	16



7 d'octubre de 2018 - Circuit El Terre - Almenar

MX Camp. Prov. de Lleida - Almenar

classificat per voltes

MX85 - MX65

Circuit El Terre 2,000 km

Carrera 1

06/10/2018 11:25

Cursa (15:00 i 2 Voltes) started at 11:23:00

Pos.	Núm.	Nom	Voltes	Total Ts	Dif	Millor Tm	Moto	Club	classe	Punts
1	6	PIERA GABERNET, BIEL	10	19:54.615		1:57.274	SIN MARCA	Mc. Segre	MX85	25
2	311	ARFELIS NAVARRO, DIDAC	10	21:47.171	1:52.556	2:07.491	HUSQVARNA	Mc. Segre	MX65	25
3	4	JOSA ANGLES, JAN	10	21:58.306	2:03.691	2:08.958	KTM	Mc Francoli	MX85	20
4	19	GARCIA TORRECILLAS, JOAN	9	20:33.707	1 Volta	2:12.092	SIN MARCA	Mc Sitges	MX65	20
5	96	CHOGRI GOMEZ, UNAI	9	20:42.898	1 Volta	2:14.353	KTM	Pobla Mafumet	MX65	16
6	29	GAYA CASTAÑE, GUILLEM	9	21:10.992	1 Volta	2:19.280	SIN MARCA	Mc. Segre	MX85	16
7	127	VALERIO ESPINOSA, IKER	9	21:15.817	1 Volta	2:19.528	SIN MARCA	Mc. Segre	MX65	13
8	103	KETTLITZ COLL, MARTIN	9	21:27.084	1 Volta	2:18.836	SIN MARCA	Mc. Segre	MX65	11
9	13	GAYA HERNANDEZ, JORDI	9	21:38.295	1 Volta	2:20.436			MX85	13
10	777	SILVA PEIRO, IU	8	20:16.120	2 Voltes	2:28.398	YAMAHA	Mc. Segre	MX65	10
11	18	SANS MIRO, ROGER	8	20:23.077	2 Voltes	2:27.064	KTM	MC Alpicat	MX65	9
12	51	TORRES SILVERA, JOEL	8	20:24.935	2 Voltes	2:28.028	HUSQVARNA	Mc Cifuentes	MX65	8
13	78	GERMAN JORDAN, DIDAC	8	20:43.924	2 Voltes	2:33.581	SIN MARCA	Mc. Segre	MX65	7

Marge de victòria	Velocitat mitja	Millor temps de volta	Millor vel.	Millor volta per
1:52.556	60,270	1:57.274	61,395	6 - PIERA GABERNET, BIEL

Cap de cronometratge / Director de Cursa / President del Jurat

Orbits

7 d'octubre de 2018 - Circuit El Terre - Almenar

MX Camp. Prov. de Lleida - Almenar

classificat per voltes

MX85 - MX65

Circuit El Terre 2,000 km

Carrera 1

06/10/2018 11:25

Cursa (15:00 i 2 Voltes) started at 11:23:00

Pos.	Núm.	Nom	Voltes	Total Ts	Dif	Millor Tm	Moto	Club	classe	Punts
MX65										
1	311	ARFELIS NAVARRO, DIDAC	10	21:47.171		2:07.491	HUSQVARNA	Mc. Segre	MX65	25
2	19	GARCIA TORRECILLAS, JOAN	9	20:33.707	1 Volta	2:12.092	SIN MARCA	Mc Sitges	MX65	20
3	96	CHOGRI GOMEZ, UNAI	9	20:42.898	1 Volta	2:14.353	KTM	Pobla Mafumet	MX65	16
4	127	VALERIO ESPINOSA, IKER	9	21:15.817	1 Volta	2:19.528	SIN MARCA	Mc. Segre	MX65	13
5	103	KETTLITZ COLL, MARTIN	9	21:27.084	1 Volta	2:18.836	SIN MARCA	Mc. Segre	MX65	11
6	777	SILVA PEIRO, IU	8	20:16.120	2 Voltes	2:28.398	YAMAHA	Mc. Segre	MX65	10
7	18	SANS MIRO, ROGER	8	20:23.077	2 Voltes	2:27.064	KTM	MC Alpicat	MX65	9
8	51	TORRES SILVERA, JOEL	8	20:24.935	2 Voltes	2:28.028	HUSQVARNA	Mc Cifuentes	MX65	8
9	78	GERMAN JORDAN, DIDAC	8	20:43.924	2 Voltes	2:33.581	SIN MARCA	Mc. Segre	MX65	7

MX85

1	6	PIERA GABERNET, BIEL	10	19:54.615		1:57.274	SIN MARCA	Mc. Segre	MX85	25
2	4	JOSA ANGLES, JAN	10	21:58.306	2:03.691	2:08.958	KTM	Mc Francolí	MX85	20
3	29	GAYA CASTAÑE, GUILLEM	9	21:10.992	1 Volta	2:19.280	SIN MARCA	Mc. Segre	MX85	16
4	13	GAYA HERNANDEZ, JORDI	9	21:38.295	1 Volta	2:20.436			MX85	13

Marge de victòria	Velocitat mitja	Millor temps de volta	Millor vel.	Millor volta per
1:52.556	60,270	1:57.274	61,395	6 - PIERA GABERNET, BIEL

Cap de cronometratge / Director de Cursa / President del Jurat

Orbits

MX Camp. Prov. de Lleida - Almenar

Volta a volta

MX85 - MX65

Circuit El Terre 2,000 km

Carrera 1

06/10/2018 11:25

Cursa (15:00 i 2 Voltes) started at 11:23:00

Competidors

	Voltes											
	0	1	2	3	4	5	6	7	8	9	10	
PIERA GABERNET, BIEL (6)	1	6	6	6	6	6	6	6	6	6	6	6
GAYA HERNANDEZ, JORDI (13)	2	13	4	4	4	4	4	311	311	311	311	311
JOSA ANGLES, JAN (4)	3	4	311	311	311	311	311	4	4	4	4	4
KETTLITZ COLL, MARTIN (103)	4	103	103	103	19	19	19	19	19	19	19	19
TORRES SILVERA, JOEL (51)	5	51	29	19	103	96	96	96	96	96	96	96
GERMAN JORDAN, DIDAC (78)	6	78	127	29	29	29	29	29	29	29	29	29
GAYA CASTAÑE, GUILLEM (29)	7	29	19	96	96	103	103	127	127	127	127	127
CHOGRI GOMEZ, UNAI (96)	8	96	96	127	127	127	127	103	103	103	103	103
SANS MIRO, ROGER (18)	9	18	13	13	13	13	13	13	13	13	13	13
SILVA PEIRO, IU (777)	10	777	51	777	777	777	777	777	777	777	777	777
VALERIO ESPINOSA, IKER (127)	11	127	777	51	51	51	51	51	18	18	18	18
ARFELIS NAVARRO, DIDAC (311)	12	311	18	18	18	18	18	18	51	51	51	51
GARCIA TORRECILLAS, JOAN (19)	13	19	78	78	78	78	78	78	78	78	78	78



MX Camp. Prov. de Lleida - Almenar

MX85 - MX65

Circuit El Terre 2,000 km

Carrera 1

06/10/2018 11:25

Cursa (15:00 i 2 Voltes) started at 11:23:00

Lap	Lap Tm	Diff	Time of Day
(6) PIERA GABERNET, BIEL			
1	1:58.030	+0.756	11:25:02.390
2	1:59.301	+2.027	11:27:01.691
3	1:57.771	+0.497	11:28:59.462
4	1:57.274		11:30:56.736
5	1:58.316	+1.042	11:32:55.052
6	1:58.269	+0.995	11:34:53.321
7	2:00.213	+2.939	11:36:53.534
8	1:58.033	+0.759	11:38:51.567
9	2:03.123	+5.849	11:40:54.690
10	2:00.661	+3.387	11:42:55.351

Lap	Lap Tm	Diff	Time of Day
(311) ARFELIS NAVARRO, DIDAC			
1	2:13.085	+5.594	11:25:18.834
2	2:08.439	+0.948	11:27:27.273
3	2:09.224	+1.733	11:29:36.497
4	2:08.601	+1.110	11:31:45.098
5	2:08.791	+1.300	11:33:53.889
6	2:07.491		11:36:01.380
7	2:09.991	+2.500	11:38:11.371
8	2:10.377	+2.886	11:40:21.748
9	2:11.901	+4.410	11:42:33.649
10	2:14.258	+6.767	11:44:47.907

Lap	Lap Tm	Diff	Time of Day
(4) JOSA ANGLES, JAN			
1	2:12.264	+3.306	11:25:17.096
2	2:09.030	+0.072	11:27:26.126
3	2:09.311	+0.353	11:29:35.437
4	2:08.958		11:31:44.395
5	2:09.023	+0.065	11:33:53.418
6	2:11.495	+2.537	11:36:04.913
7	2:14.343	+5.385	11:38:19.256
8	2:15.693	+6.735	11:40:34.949
9	2:10.963	+2.005	11:42:45.912
10	2:13.130	+4.172	11:44:59.042

Lap	Lap Tm	Diff	Time of Day
(19) GARCIA TORRECILLAS, JOAN			
1	2:23.707	+11.615	11:25:30.013
2	2:16.334	+4.242	11:27:46.347
3	2:15.018	+2.926	11:30:01.365
4	2:13.930	+1.838	11:32:15.295
5	2:13.424	+1.332	11:34:28.719
6	2:12.092		11:36:40.811
7	2:13.383	+1.291	11:38:54.194
8	2:25.255	+13.163	11:41:19.449
9	2:14.994	+2.902	11:43:34.443

Lap	Lap Tm	Diff	Time of Day
(96) CHOGRI GOMEZ, UNAI			
1	2:26.520	+12.167	11:25:31.916
2	2:16.305	+1.952	11:27:48.221
3	2:18.014	+3.661	11:30:06.235
4	2:16.950	+2.597	11:32:23.185
5	2:16.245	+1.892	11:34:39.430
6	2:17.056	+2.703	11:36:56.486
7	2:16.759	+2.406	11:39:13.245
8	2:14.353		11:41:27.598
9	2:16.036	+1.683	11:43:43.634

Lap	Lap Tm	Diff	Time of Day
(29) GAYA CASTAÑE, GUILLEM			
1	2:21.953	+2.673	11:25:27.115
2	2:19.802	+0.522	11:27:46.917
3	2:19.280		11:30:06.197
4	2:21.336	+2.056	11:32:27.533
5	2:19.693	+0.413	11:34:47.226
6	2:20.496	+1.216	11:37:07.722

Lap	Lap Tm	Diff	Time of Day
7	2:20.216	+0.936	11:39:27.938
8	2:22.008	+2.728	11:41:49.946
9	2:21.782	+2.502	11:44:11.728

Lap	Lap Tm	Diff	Time of Day
(127) VALERIO ESPINOSA, IKER			
1	2:23.998	+4.470	11:25:29.735
2	2:21.844	+2.316	11:27:51.579
3	2:21.276	+1.748	11:30:12.855
4	2:19.528		11:32:32.383
5	2:20.004	+0.476	11:34:52.387
6	2:19.799	+0.271	11:37:12.186
7	2:20.021	+0.493	11:39:32.207
8	2:20.557	+1.029	11:41:52.764
9	2:23.789	+4.261	11:44:16.553

Lap	Lap Tm	Diff	Time of Day
(103) KETTLITZ COLL, MARTIN			
1	2:21.620	+2.784	11:25:26.458
2	2:18.836		11:27:45.294
3	2:20.628	+1.792	11:30:05.922
4	2:22.231	+3.395	11:32:28.153
5	2:23.295	+4.459	11:34:51.448
6	2:21.492	+2.656	11:37:12.940
7	2:23.198	+4.362	11:39:36.138
8	2:24.551	+5.715	11:42:00.689
9	2:27.131	+8.295	11:44:27.820

Lap	Lap Tm	Diff	Time of Day
(13) GAYA HERNANDEZ, JORDI			
1	2:27.294	+6.858	11:25:32.111
2	2:21.335	+0.899	11:27:53.446
3	2:20.604	+0.168	11:30:14.050
4	2:20.436		11:32:34.486
5	2:22.175	+1.739	11:34:56.661
6	2:24.057	+3.621	11:37:20.718
7	2:24.398	+3.962	11:39:45.116
8	2:23.363	+2.927	11:42:08.479
9	2:30.552	+10.116	11:44:39.031

Lap	Lap Tm	Diff	Time of Day
(777) SILVA PEIRO, IU			
1	2:36.987	+8.589	11:25:42.686
2	2:28.398		11:28:11.084
3	2:28.642	+0.244	11:30:39.726
4	2:30.899	+2.501	11:33:10.625
5	2:32.275	+3.877	11:35:42.900
6	2:32.989	+4.591	11:38:15.889
7	2:32.227	+3.829	11:40:48.116
8	2:28.740	+0.342	11:43:16.856

Lap	Lap Tm	Diff	Time of Day
(18) SANS MIRO, ROGER			
1	2:38.569	+11.505	11:25:44.176
2	2:33.356	+6.292	11:28:17.532
3	2:31.371	+4.307	11:30:48.903
4	2:32.926	+5.862	11:33:21.829
5	2:32.825	+5.761	11:35:54.654
6	2:33.627	+6.563	11:38:28.281
7	2:27.064		11:40:55.345
8	2:28.468	+1.404	11:43:23.813

Lap	Lap Tm	Diff	Time of Day
(51) TORRES SILVERA, JOEL			
1	2:36.183	+8.155	11:25:41.220
2	2:34.875	+6.847	11:28:16.095
3	2:31.043	+3.015	11:30:47.138
4	2:34.250	+6.222	11:33:21.388
5	2:33.027	+4.999	11:35:54.415
6	2:33.099	+5.071	11:38:27.514
7	2:30.129	+2.101	11:40:57.643
8	2:28.028		11:43:25.671



7 d'octubre de 2018 - Circuit El Terre - Almenar

MX Camp. Prov. de Lleida - Almenar

classificat per voltes

MX85 - MX65

Circuit El Terre 2,000 km

Carrera 2

06/10/2018 12:55

Cursa (15:00 i 2 Voltes) started at 12:56:18

Pos.	Núm.	Nom	Voltes	Total Ts	Dif	Millor Tm	Moto	Club	classe	Punts
1	6	PIERA GABERNET, BIEL	10	20:33.551		1:59.250	SIN MARCA	Mc. Segre	MX85	25
2	311	ARFELIS NAVARRO, DIDAC	10	22:15.524	1:41.973	2:09.481	HUSQVARNA	Mc. Segre	MX65	25
3	4	JOSA ANGLES, JAN	10	22:28.107	1:54.556	2:10.919	KTM	Mc Francoli	MX85	20
4	19	GARCIA TORRECILLAS, JOAN	10	22:33.436	1:59.885	2:12.663	SIN MARCA	Mc Sitges	MX65	20
5	96	CHOGRI GOMEZ, UNAI	10	22:42.395	2:08.844	2:13.688	KTM	Pobla Mafumet	MX65	16
6	13	GAYA HERNANDEZ, JORDI	9	22:00.273	1 Volta	2:18.604			MX85	16
7	127	VALERIO ESPINOSA, IKER	9	22:13.101	1 Volta	2:23.758	SIN MARCA	Mc. Segre	MX65	13
8	777	SILVA PEIRO, IU	9	22:46.202	1 Volta	2:28.131	YAMAHA	Mc. Segre	MX65	11
9	78	GERMAN JORDAN, DIDAC	8	20:33.917	2 Voltes	2:29.004	SIN MARCA	Mc. Segre	MX65	10
10	51	TORRES SILVERA, JOEL	8	20:35.283	2 Voltes	2:29.375	HUSQVARNA	Mc Cifuentes	MX65	9
11	18	SANS MIRO, ROGER	8	20:56.063	2 Voltes	2:29.570	KTM	MC Alpicat	MX65	8

No classificat

NT	29	GAYA CASTAÑE, GUILLEM	6	14:00.205	NT	2:16.379	SIN MARCA	Mc. Segre	MX85	0
----	----	-----------------------	---	-----------	----	----------	-----------	-----------	------	---

Marge de victòria	Velocitat mitja	Millor temps de volta	Millor vel.	Millor volta per
1:41.973	58,368	1:59.250	60,377	6 - PIERA GABERNET, BIEL

Cap de cronometratge / Director de Cursa / President del Jurat

Orbits

7 d'octubre de 2018 - Circuit El Terre - Almenar

MX Camp. Prov. de Lleida - Almenar

classificat per voltes

MX85 - MX65

Circuit El Terre 2,000 km

Carrera 2

06/10/2018 12:55

Cursa (15:00 i 2 Voltes) started at 12:56:18

Pos.	Núm.	Nom	Voltes	Total Ts	Dif	Millor Tm	Moto	Club	classe	Punts
MX65										
1	311	ARFELIS NAVARRO, DIDAC	10	22:15.524		2:09.481	HUSQVARNA	Mc. Segre	MX65	25
2	19	GARCIA TORRECILLAS, JOAN	10	22:33.436	17.912	2:12.663	SIN MARCA	Mc Sitges	MX65	20
3	96	CHOGRI GOMEZ, UNAI	10	22:42.395	26.871	2:13.688	KTM	Pobla Mafumet	MX65	16
4	127	VALERIO ESPINOSA, IKER	9	22:13.101	1 Volta	2:23.758	SIN MARCA	Mc. Segre	MX65	13
5	777	SILVA PEIRO, IU	9	22:46.202	1 Volta	2:28.131	YAMAHA	Mc. Segre	MX65	11
6	78	GERMAN JORDAN, DIDAC	8	20:33.917	2 Voltes	2:29.004	SIN MARCA	Mc. Segre	MX65	10
7	51	TORRES SILVERA, JOEL	8	20:35.283	2 Voltes	2:29.375	HUSQVARNA	Mc Cifuentes	MX65	9
8	18	SANS MIRO, ROGER	8	20:56.063	2 Voltes	2:29.570	KTM	MC Alpicat	MX65	8

MX85

1	6	PIERA GABERNET, BIEL	10	20:33.551		1:59.250	SIN MARCA	Mc. Segre	MX85	25
2	4	JOSA ANGLES, JAN	10	22:28.107	1:54.556	2:10.919	KTM	Mc Francolí	MX85	20
3	13	GAYA HERNANDEZ, JORDI	9	22:00.273	1 Volta	2:18.604			MX85	16

No classificat

NT	29	GAYA CASTAÑE, GUILLEM	6	14:00.205	NT	2:16.379	SIN MARCA	Mc. Segre	MX85	0
----	----	-----------------------	---	-----------	----	----------	-----------	-----------	------	---

Marge de victòria	Velocitat mitja	Millor temps de volta	Millor vel.	Millor volta per
1:41.973	58,368	1:59.250	60,377	6 - PIERA GABERNET, BIEL

Cap de cronometratge / Director de Cursa / President del Jurat

Orbits

MX Camp. Prov. de Lleida - Almenar

Volta a volta

MX85 - MX65

Circuit El Terre 2,000 km

Carrera 2

06/10/2018 12:55

Cursa (15:00 i 2 Voltes) started at 12:56:18

Competidors

	Voltes											
	0	1	2	3	4	5	6	7	8	9	10	
GAYA HERNANDEZ, JORDI (13)	1	13	6	6	6	6	6	6	6	6	6	6
PIERA GABERNET, BIEL (6)	2	6	4	4	311	311	311	311	311	311	311	311
JOSA ANGLES, JAN (4)	3	4	311	311	4	4	19	19	4	4	4	4
GERMAN JORDAN, DIDAC (78)	4	78	29	19	19	19	4	4	19	19	19	19
GARCIA TORRECILLAS, JOAN (19)	5	19	19	29	96	96	96	96	96	96	96	96
GAYA CASTAÑE, GUILLEM (29)	6	29	13	96	29	29	29	29	13	13	13	
CHOGRI GOMEZ, UNAI (96)	7	96	96	13	13	13	13	13	127	127	127	
VALERIO ESPINOSA, IKER (127)	8	127	127	127	127	127	127	127	777	777	777	
ARFELIS NAVARRO, DIDAC (311)	9	311	777	777	777	777	777	777	78	78		
TORRES SILVERA, JOEL (51)	10	51	78	78	78	78	78	78	51	51		
SILVA PEIRO, IU (777)	11	777	51	51	51	51	51	51	18	18		
SANS MIRO, ROGER (18)	12	18	18	18	18	18	18	18				



MX Camp. Prov. de Lleida - Almenar

MX85 - MX65

Circuit El Terre 2,000 km

Carrera 2

06/10/2018 12:55

Cursa (15:00 i 2 Voltes) started at 12:56:18

Lap	Lap Tm	Diff	Time of Day
(6) PIERA GABERNET, BIEL			
1	1:59.250		12:58:26.547
2	1:59.513	+0.263	13:00:26.060
3	1:59.895	+0.645	13:02:25.955
4	2:01.396	+2.146	13:04:27.351
5	2:06.229	+6.979	13:06:33.580
6	2:00.768	+1.518	13:08:34.348
7	2:03.819	+4.569	13:10:38.167
8	2:02.191	+2.941	13:12:40.358
9	2:04.054	+4.804	13:14:44.412
10	2:07.396	+8.146	13:16:51.808

Lap	Lap Tm	Diff	Time of Day
(311) ARFELIS NAVARRO, DIDAC			
1	2:15.528	+6.047	12:58:43.604
2	2:10.882	+1.401	13:00:54.486
3	2:10.116	+0.635	13:03:04.602
4	2:09.481		13:05:14.083
5	2:11.364	+1.883	13:07:25.447
6	2:13.202	+3.721	13:09:38.649
7	2:12.675	+3.194	13:11:51.324
8	2:13.472	+3.991	13:14:04.796
9	2:13.452	+3.971	13:16:18.248
10	2:15.533	+6.052	13:18:33.781

Lap	Lap Tm	Diff	Time of Day
(4) JOSA ANGLES, JAN			
1	2:15.309	+4.390	12:58:42.781
2	2:11.178	+0.259	13:00:53.959
3	2:11.736	+0.817	13:03:05.695
4	2:10.919		13:05:16.614
5	2:24.276	+13.357	13:07:40.890
6	2:11.753	+0.834	13:09:52.643
7	2:12.979	+2.060	13:12:05.622
8	2:13.208	+2.289	13:14:18.830
9	2:12.959	+2.040	13:16:31.789
10	2:14.575	+3.656	13:18:46.364

Lap	Lap Tm	Diff	Time of Day
(19) GARCIA TORRECILLAS, JOAN			
1	2:17.821	+5.158	12:58:45.564
2	2:13.841	+1.178	13:00:59.405
3	2:12.663		13:03:12.068
4	2:13.729	+1.066	13:05:25.797
5	2:13.551	+0.888	13:07:39.348
6	2:13.052	+0.389	13:09:52.400
7	2:15.704	+3.041	13:12:08.104
8	2:13.963	+1.300	13:14:22.067
9	2:14.672	+2.009	13:16:36.739
10	2:14.954	+2.291	13:18:51.693

Lap	Lap Tm	Diff	Time of Day
(96) CHOGRI GOMEZ, UNAI			
1	2:19.759	+6.071	12:58:47.653
2	2:16.123	+2.435	13:01:03.776
3	2:14.127	+0.439	13:03:17.903
4	2:13.688		13:05:31.591
5	2:14.391	+0.703	13:07:45.982
6	2:14.591	+0.903	13:10:00.573
7	2:15.296	+1.608	13:12:15.869
8	2:13.852	+0.164	13:14:29.721
9	2:14.187	+0.499	13:16:43.908
10	2:16.744	+3.056	13:19:00.652

Lap	Lap Tm	Diff	Time of Day
(13) GAYA HERNANDEZ, JORDI			
1	2:18.604		12:58:45.831
2	2:20.722	+2.118	13:01:06.553
3	2:21.653	+3.049	13:03:28.206
4	2:20.176	+1.572	13:05:48.382

Lap	Lap Tm	Diff	Time of Day
5	2:22.781	+4.177	13:08:11.163
6	2:25.215	+6.611	13:10:36.378
7	2:32.774	+14.170	13:13:09.152
8	2:33.594	+14.990	13:15:42.746
9	2:35.784	+17.180	13:18:18.530

Lap	Lap Tm	Diff	Time of Day
(127) VALERIO ESPINOSA, IKER			
1	2:26.949	+3.191	12:58:54.986
2	2:24.276	+0.518	13:01:19.262
3	2:23.758		13:03:43.020
4	2:24.328	+0.570	13:06:07.348
5	2:24.590	+0.832	13:08:31.938
6	2:27.051	+3.293	13:10:58.989
7	2:33.172	+9.414	13:13:32.161
8	2:28.750	+4.992	13:16:00.911
9	2:30.447	+6.689	13:18:31.358

Lap	Lap Tm	Diff	Time of Day
(777) SILVA PEIRO, IU			
1	2:30.971	+2.840	12:58:59.293
2	2:28.131		13:01:27.424
3	2:29.209	+1.078	13:03:56.633
4	2:29.045	+0.914	13:06:25.678
5	2:31.708	+3.577	13:08:57.386
6	2:30.400	+2.269	13:11:27.786
7	2:32.303	+4.172	13:14:00.089
8	2:30.534	+2.403	13:16:30.623
9	2:33.836	+5.705	13:19:04.459

Lap	Lap Tm	Diff	Time of Day
(78) GERMAN JORDAN, DIDAC			
1	2:36.569	+7.565	12:59:04.070
2	2:30.821	+1.817	13:01:34.891
3	2:30.128	+1.124	13:04:05.019
4	2:30.153	+1.149	13:06:35.172
5	2:29.004		13:09:04.176
6	2:30.689	+1.685	13:11:34.865
7	2:38.907	+9.903	13:14:13.772
8	2:38.402	+9.398	13:16:52.174

Lap	Lap Tm	Diff	Time of Day
(51) TORRES SILVERA, JOEL			
1	2:37.869	+8.494	12:59:06.010
2	2:30.634	+1.259	13:01:36.644
3	2:30.884	+1.509	13:04:07.528
4	2:29.375		13:06:36.903
5	2:44.202	+14.827	13:09:21.105
6	2:29.715	+0.340	13:11:50.820
7	2:31.783	+2.408	13:14:22.603
8	2:30.937	+1.562	13:16:53.540

Lap	Lap Tm	Diff	Time of Day
(18) SANS MIRO, ROGER			
1	2:49.903	+20.333	12:59:36.917
2	2:31.868	+2.298	13:02:08.785
3	2:31.714	+2.144	13:04:40.499
4	2:31.110	+1.540	13:07:11.609
5	2:30.281	+0.711	13:09:41.890
6	2:31.746	+2.176	13:12:13.636
7	2:29.570		13:14:43.206
8	2:31.114	+1.544	13:17:14.320

Lap	Lap Tm	Diff	Time of Day
(29) GAYA CASTAÑE, GUILLEM			
1	2:16.379		12:58:44.270
2	2:17.222	+0.843	13:01:01.492
3	2:17.102	+0.723	13:03:18.594
4	2:19.092	+2.713	13:05:37.686
5	2:20.103	+3.724	13:07:57.789
6	2:20.673	+4.294	13:10:18.462



7 d'octubre de 2018 - Circuit El Terre - Almenar

MX Camp. Prov. de Lleida - Almenar

Ordenat per la volta més ràpida

MX85 - MX65

Circuit El Terre 2,000 km

Entrenaments Qualificatius

06/10/2018 09:50

Classificació (15:00 Temps) started at 9:48:39

Pos.	Núm.	Nom	Millor Tm	Dif	En volta	Club	classe
1	6	PIERA GABERNET, BIEL	1:56.233		7	Mc. Segre	MX85
2	311	ARFELIS NAVARRO, DIDAC	2:11.513	15.280	2	Mc. Segre	MX65
3	4	JOSA ANGLES, JAN	2:12.404	16.171	5	Mc Francolí	MX85
4	19	GARCIA TORRECILLAS, JOAN	2:15.935	19.702	4	Mc Sitges	MX65
5	96	CHOGRI GOMEZ, UNAI	2:20.305	24.072	5	Pobla Mafumet	MX65
6	103	KETTLITZ COLL, MARTIN	2:26.192	29.959	6	Mc. Segre	MX65
7	127	VALERIO ESPINOSA, IKER	2:27.005	30.772	6	Mc. Segre	MX65
8	29	GAYA CASTAÑE, GUILLEM	2:28.054	31.821	5	Mc. Segre	MX85
9	777	SILVA PEIRO, IU	2:32.600	36.367	5	Mc. Segre	MX65
10	18	SANS MIRO, ROGER	2:33.308	37.075	4	MC Alpicat	MX65
11	13	GAYA HERNANDEZ, JORDI	2:36.285	40.052	3		MX85
12	51	TORRES SILVERA, JOEL	2:36.679	40.446	3	Mc Cifuentes	MX65
13	78	GERMAN JORDAN, DIDAC	2:38.651	42.418	6	Mc. Segre	MX65

Cap de cronometratge / Director de Cursa / President del Jurat

Orbits



MX Camp. Prov. de Lleida - Almenar

MX85 - MX65

Circuit El Terre 2,000 km

Entrenaments Qualificatius

06/10/2018 09:50

Classificació (15:00 Temps) started at 9:48:39

Lap	Lap Tm	Diff	Time of Day
(6) PIERA GABERNET, BIEL			
1	2:19.211	+22.978	9:51:10.385
2	1:57.526	+1.293	9:53:07.911
3	1:56.791	+0.558	9:55:04.702
4	2:08.123	+11.890	9:57:12.825
5	2:00.591	+4.358	9:59:13.416
6	2:07.284	+11.051	10:01:20.700
7	1:56.233		10:03:16.933
8	2:12.803	+16.570	10:05:29.736

Lap	Lap Tm	Diff	Time of Day
(311) ARFELIS NAVARRO, DIDAC			
1	2:19.444	+7.931	9:51:07.452
2	2:11.513		9:53:18.965
3	2:12.355	+0.842	9:55:31.320
4	2:13.052	+1.539	9:57:44.372
5	2:23.061	+11.548	10:00:07.433
6	2:15.033	+3.520	10:02:22.466
7	2:14.369	+2.856	10:04:36.835

Lap	Lap Tm	Diff	Time of Day
(4) JOSA ANGLES, JAN			
1	2:30.938	+18.534	9:51:31.014
2	2:16.208	+3.804	9:53:47.222
3	2:14.307	+1.903	9:56:01.529
4	2:13.153	+0.749	9:58:14.682
5	2:12.404		10:00:27.086
6	2:30.689	+18.285	10:02:57.775

Lap	Lap Tm	Diff	Time of Day
(19) GARCIA TORRECILLAS, JOAN			
1	2:30.976	+15.041	9:51:20.022
2	2:19.954	+4.019	9:53:39.976
3	2:16.033	+0.098	9:55:56.009
4	2:15.935		9:58:11.944
5	2:18.049	+2.114	10:00:29.993
6	2:17.875	+1.940	10:02:47.868
7	2:19.610	+3.675	10:05:07.478

Lap	Lap Tm	Diff	Time of Day
(96) CHOGRI GOMEZ, UNAI			
1	2:24.321	+4.016	9:55:18.540
2	2:21.352	+1.047	9:57:39.892
3	2:20.430	+0.125	10:00:00.322
4	2:20.916	+0.611	10:02:21.238
5	2:20.305		10:04:41.543

Lap	Lap Tm	Diff	Time of Day
(103) KETTLITZ COLL, MARTIN			
1	2:53.722	+27.530	9:51:49.308
2	2:33.286	+7.094	9:54:22.594
3	2:28.600	+2.408	9:56:51.194
4	2:28.808	+2.616	9:59:20.002
5	2:54.186	+27.994	10:02:14.188
6	2:26.192		10:04:40.380

Lap	Lap Tm	Diff	Time of Day
(127) VALERIO ESPINOSA, IKER			
1	2:44.517	+17.512	9:51:39.490
2	2:33.125	+6.120	9:54:12.615
3	2:29.312	+2.307	9:56:41.927
4	2:29.787	+2.782	9:59:11.714
5	2:29.046	+2.041	10:01:40.760
6	2:27.005		10:04:07.765

Lap	Lap Tm	Diff	Time of Day
(29) GAYA CASTAÑE, GUILLEM			
1	2:44.435	+16.381	9:51:37.208
2	2:33.660	+5.606	9:54:10.868
3	2:29.903	+1.849	9:56:40.771
4	2:28.271	+0.217	9:59:09.042
5	2:28.054		10:01:37.096

Lap	Lap Tm	Diff	Time of Day
6	2:28.196	+0.142	10:04:05.292
(777) SILVA PEIRO, IU			
1	3:01.337	+28.737	9:51:52.928
2	2:45.978	+13.378	9:54:38.906
3	2:36.947	+4.347	9:57:15.853
4	2:34.945	+2.345	9:59:50.798
5	2:32.600		10:02:23.398
6	2:44.826	+12.226	10:05:08.224

Lap	Lap Tm	Diff	Time of Day
(18) SANS MIRO, ROGER			
1	2:54.386	+21.078	9:51:54.985
2	2:42.477	+9.169	9:54:37.462
3	2:36.614	+3.306	9:57:14.076
4	2:33.308		9:59:47.384
5	2:33.442	+0.134	10:02:20.826
6	3:21.549	+48.241	10:05:42.375

Lap	Lap Tm	Diff	Time of Day
(13) GAYA HERNANDEZ, JORDI			
1	3:07.603	+31.318	9:52:05.947
2	2:39.133	+2.848	9:54:45.080
3	2:36.285		9:57:21.365
4	2:38.649	+2.364	10:00:00.014
5	2:36.313	+0.028	10:02:36.327
6	2:36.443	+0.158	10:05:12.770

Lap	Lap Tm	Diff	Time of Day
(51) TORRES SILVERA, JOEL			
1	3:02.830	+26.151	9:52:00.619
2	2:39.765	+3.086	9:54:40.384
3	2:36.679		9:57:17.063
4	2:38.376	+1.697	9:59:55.439
5	3:51.023	+1:14.344	10:03:46.462

Lap	Lap Tm	Diff	Time of Day
(78) GERMAN JORDAN, DIDAC			
1	3:13.266	+34.615	9:52:08.188
2	2:52.378	+13.727	9:55:00.566
3	2:52.604	+13.953	9:57:53.170
4	2:46.919	+8.268	10:00:40.089
5	2:45.423	+6.772	10:03:25.512
6	2:38.651		10:06:04.163

