


Copa Catalana Supermotard - Mora d'Ebre

SM 1-2-3

Circuit de Mora d'Ebre 1,700 km

Classificació FINAL



Posició	Núm.	Pilot	Llicència	Club	Carrera 1	Carrera 2	Total punts
---------	------	-------	-----------	------	-----------	-----------	-------------

SM 1

1	189	PALOMINO MEJIA, LUIS FELIPE	138936-L	Mc Lleida	20	25	45
2	21	DANIEL MARTINO, CARLOS	137335-B	MC Circuit Móra	25	20	45

SM 2

1	96	RUIZ FRANCISCO, JOAN	138660-T	MC Circuit Móra	25	25	50
2	82	FORD DUNN, LORIS	248857-V	Ctat. Albaida	16	20	36
3	15	FERNANDEZ RODRIGUEZ, AARON	137783-B	Esc. Osona	20	16	36

SM 3

1	114	HERNANDEZ BAREA, JOSE LUIS	138009-B	Mc St.Celoni	25	25	50
2	69	SORRIBES PORTA, IGNASI	137522-T	MC Circuit Móra	20	20	40

Copa Catalana Supermotard - Mora d'Ebre

classificat per voltes

SM 1-2-3

Circuit de Mora d'Ebre 1,700 km

Carrera - Primera Màniga

16/09/2018 11:00

Cursa (12:00 i 2 Voltes) started at 11:00:25

Posició	Nº	Nom	Llicència	Voltes	Total Ts	Dif	Club	Punts
1	96	RUIZ FRANCISCO, JOAN	138660-T	12	14:55.124		MC Circuit Móra	25
2	15	FERNANDEZ RODRIGUEZ, AARON	137783-B	12	14:58.695	3.571	Esc. Osona	20
3	82	FORD DUNN, LORIS	248857-V	12	14:59.797	4.673	Ctat. Albaida	16
4	114	HERNANDEZ BAREA, JOSE LUIS	138009-B	12	15:03.793	8.669	Mc St.Celoni	25
5	69	SORRIBES PORTA, IGNASI	137522-T	12	15:11.506	16.382	MC Circuit Móra	20
6	21	DANIEL MARTINO, CARLOS	137335-B	12	15:11.571	16.447	MC Circuit Móra	25
7	189	PALOMINO MEJIA, LUIS FELIPE	138936-L	12	15:18.466	23.342	Mc Lleida	20

Marge de victòria	Velocitat mitja	Millor temps de volta	Millor vel.	Millor volta per
3.571	82,044	1:12.529	84,380	96 - RUIZ FRANCISCO, JOAN

Cap de cronometratge / Director de Cursa / President del Jurat

Orbits

Copa Catalana Supermotard - Mora d'Ebre

classificat per voltes

SM 1-2-3

Circuit de Mora d'Ebre 1,700 km

Carrera - Primera Màniga

16/09/2018 11:00

Cursa (12:00 i 2 Voltes) started at 11:00:25

Posició	Nº	Nom	Llicència	Voltes	Total Ts	Dif	Club	Punts
SM 1								
1	21	DANIEL MARTINO, CARLOS	137335-B	12	15:11.571		MC Circuit Móra	25
2	189	PALOMINO MEJIA, LUIS FELIPE	138936-L	12	15:18.466	6.895	Mc Lleida	20
SM 2								
1	96	RUIZ FRANCISCO, JOAN	138660-T	12	14:55.124		MC Circuit Móra	25
2	15	FERNANDEZ RODRIGUEZ, AARON	137783-B	12	14:58.695	3.571	Esc. Osona	20
3	82	FORD DUNN, LORIS	248857-V	12	14:59.797	4.673	Ctat. Albaida	16
SM 3								
1	114	HERNANDEZ BAREA, JOSE LUIS	138009-B	12	15:03.793		Mc St.Celoni	25
2	69	SORRIBES PORTA, IGNASI	137522-T	12	15:11.506	7.713	MC Circuit Móra	20

Marge de victòria	Velocitat mitja	Millor temps de volta	Millor vel.	Millor volta per
3.571	82,044	1:12.529	84,380	96 - RUIZ FRANCISCO, JOAN

Cap de cronometratge / Director de Cursa / President del Jurat

Orbits

Copa Catalana Supermotard - Mora d'Ebre

Volta a volta


SM 1-2-3

Circuit de Mora d'Ebre 1,700 km

Carrera - Primera Màniga

16/09/2018 11:00

Cursa (12:00 i 2 Voltes) started at 11:00:25



Competidors

Voltes

	0	1	2	3	4	5	6	7	8	9	10	11	12	
PALOMINO MEJIA, LUIS FELIPE (189)	1	189	21	21	189	189	189	82	82	82	96	96	96	
FORD DUNN, LORIS (82)	2	82	189	189	82	82	82	96	96	96	82	82	15	15
DANIEL MARTINO, CARLOS (21)	3	21	82	82	21	21	96	15	15	15	15	15	82	82
FERNANDEZ RODRIGUEZ, AARON (15)	4	15	15	15	96	96	21	114	114	114	114	114	114	114
HERNANDEZ BAREA, JOSE LUIS (114)	5	114	96	96	15	15	15	21	21	21	21	21	21	69
SORRIBES PORTA, IGNASI (69)	6	69	114	114	114	114	114	69	69	69	69	69	69	21
RUIZ FRANCISCO, JOAN (96)	7	96	69	69	69	69	69	189	189	189	189	189	189	189

Copa Catalana Supermotard - Mora d'Ebre

SM 1-2-3

Circuit de Mora d'Ebre 1,700 km

Carrera - Primera Màniga

16/09/2018 11:00

Cursa (12:00 i 2 Voltes) started at 11:00:25

Lap	Lap Tm	Diff	Time of Day
(96) RUIZ FRANCISCO, JOAN			
1	1:17.346	+4.817	11:01:43.146
2	1:14.658	+2.129	11:02:57.804
3	1:15.488	+2.959	11:04:13.292
4	1:14.862	+2.333	11:05:28.154
5	1:12.529		11:06:40.683
6	1:15.593	+3.064	11:07:56.276
7	1:15.314	+2.785	11:09:11.590
8	1:15.024	+2.495	11:10:26.614
9	1:13.545	+1.016	11:11:40.159
10	1:12.670	+0.141	11:12:52.829
11	1:13.349	+0.820	11:14:06.178
12	1:14.176	+1.647	11:15:20.354

Lap	Lap Tm	Diff	Time of Day
(15) FERNANDEZ RODRIGUEZ, AARON			
1	1:17.539	+3.610	11:01:42.936
2	1:14.642	+0.713	11:02:57.578
3	1:15.964	+2.035	11:04:13.542
4	1:14.825	+0.896	11:05:28.367
5	1:15.568	+1.639	11:06:43.935
6	1:14.479	+0.550	11:07:58.414
7	1:13.929		11:09:12.343
8	1:14.291	+0.362	11:10:26.634
9	1:14.574	+0.645	11:11:41.208
10	1:14.344	+0.415	11:12:55.552
11	1:14.366	+0.437	11:14:09.918
12	1:14.007	+0.078	11:15:23.925

Lap	Lap Tm	Diff	Time of Day
(82) FORD DUNN, LORIS			
1	1:17.549	+4.122	11:01:42.831
2	1:14.459	+1.032	11:02:57.290
3	1:15.738	+2.311	11:04:13.028
4	1:14.158	+0.731	11:05:27.186
5	1:13.427		11:06:40.613
6	1:15.648	+2.221	11:07:56.261
7	1:15.219	+1.792	11:09:11.480
8	1:15.028	+1.601	11:10:26.508
9	1:14.601	+1.174	11:11:41.109
10	1:14.365	+0.938	11:12:55.474
11	1:14.651	+1.224	11:14:10.125
12	1:14.902	+1.475	11:15:25.027

Lap	Lap Tm	Diff	Time of Day
(114) HERNANDEZ BAREA, JOSE LUIS			
1	1:18.737	+4.559	11:01:44.203
2	1:15.227	+1.049	11:02:59.430
3	1:15.373	+1.195	11:04:14.803
4	1:15.360	+1.182	11:05:30.163
5	1:14.816	+0.638	11:06:44.979
6	1:16.504	+2.326	11:08:01.483
7	1:14.517	+0.339	11:09:16.000
8	1:14.178		11:10:30.178
9	1:14.285	+0.107	11:11:44.463
10	1:14.343	+0.165	11:12:58.806
11	1:14.852	+0.674	11:14:13.658
12	1:15.365	+1.187	11:15:29.023

Lap	Lap Tm	Diff	Time of Day
(69) SORRIBES PORTA, IGNASI			
1	1:19.485	+4.689	11:01:45.173
2	1:14.796		11:02:59.969
3	1:15.037	+0.241	11:04:15.006
4	1:15.558	+0.762	11:05:30.564
5	1:15.232	+0.436	11:06:45.796
6	1:16.450	+1.654	11:08:02.246
7	1:15.636	+0.840	11:09:17.882
8	1:14.877	+0.081	11:10:32.759

Lap	Lap Tm	Diff	Time of Day
9	1:15.524	+0.728	11:11:48.283
10	1:15.795	+0.999	11:13:04.078
11	1:15.846	+1.050	11:14:19.924
12	1:16.812	+2.016	11:15:36.736

Lap	Lap Tm	Diff	Time of Day
(21) DANIEL MARTINO, CARLOS			
1	1:16.218	+1.338	11:01:41.579
2	1:14.906	+0.026	11:02:56.485
3	1:16.696	+1.816	11:04:13.181
4	1:14.956	+0.076	11:05:28.137
5	1:15.696	+0.816	11:06:43.833
6	1:17.973	+3.093	11:08:01.806
7	1:14.880		11:09:16.686
8	1:15.514	+0.634	11:10:32.200
9	1:15.676	+0.796	11:11:47.876
10	1:15.961	+1.081	11:13:03.837
11	1:15.912	+1.032	11:14:19.749
12	1:17.052	+2.172	11:15:36.801

Lap	Lap Tm	Diff	Time of Day
(189) PALOMINO MEJIA, LUIS FELIPE			
1	1:16.631	+2.407	11:01:41.861
2	1:14.767	+0.543	11:02:56.628
3	1:14.306	+0.082	11:04:10.934
4	1:14.224		11:05:25.158
5	1:14.639	+0.415	11:06:39.797
6	1:34.486	+20.262	11:08:14.283
7	1:15.012	+0.788	11:09:29.295
8	1:14.613	+0.389	11:10:43.908
9	1:14.883	+0.659	11:11:58.791
10	1:14.794	+0.570	11:13:13.585
11	1:14.766	+0.542	11:14:28.351
12	1:15.345	+1.121	11:15:43.696

Copa Catalana Supermotard - Mora d'Ebre

classificat per voltes

SM 1-2-3

Circuit de Mora d'Ebre 1,700 km

Carrera - Segona Màniga

16/09/2018 12:30

Cursa (12:00 i 2 Voltes) started at 12:30:13

Posició	Nº	Nom	Llicència	Voltes	Total Ts	Dif	Club	Punts
1	96	RUIZ FRANCISCO, JOAN	138660-T	12	14:44.367		MC Circuit Móra	25
2	82	FORD DUNN, LORIS	248857-V	12	14:44.920	0.553	Ctat. Albaida	20
3	189	PALOMINO MEJIA, LUIS FELIPE	138936-L	12	14:58.815	14.448	Mc Lleida	25
4	114	HERNANDEZ BAREA, JOSE LUIS	138009-B	12	15:03.915	19.548	Mc St.Celoni	25
5	69	SORRIBES PORTA, IGNASI	137522-T	12	15:07.221	22.854	MC Circuit Móra	20
6	21	DANIEL MARTINO, CARLOS	137335-B	12	15:14.208	29.841	MC Circuit Móra	20
7	15	FERNANDEZ RODRIGUEZ, AARON	137783-B	12	15:51.384	1:07.017	Esc. Osona	16

Marge de victòria	Velocitat mitja	Millor temps de volta	Millor vel.	Millor volta per
0.553	83,042	1:12.110	84,870	96 - RUIZ FRANCISCO, JOAN

Cap de cronometratge / Director de Cursa / President del Jurat

Orbits

Copa Catalana Supermotard - Mora d'Ebre

classificat per voltes

SM 1-2-3

Circuit de Mora d'Ebre 1,700 km

Carrera - Segona Màniga

16/09/2018 12:30

Cursa (12:00 i 2 Voltes) started at 12:30:13

Posició	Nº	Nom	Llicència	Voltes	Total Ts	Dif	Club	Punts
SM 1								
1	189	PALOMINO MEJIA, LUIS FELIPE	138936-L	12	14:58.815		Mc Lleida	25
2	21	DANIEL MARTINO, CARLOS	137335-B	12	15:14.208	15.393	MC Circuit Móra	20
SM 2								
1	96	RUIZ FRANCISCO, JOAN	138660-T	12	14:44.367		MC Circuit Móra	25
2	82	FORD DUNN, LORIS	248857-V	12	14:44.920	0.553	Ctat. Albaida	20
3	15	FERNANDEZ RODRIGUEZ, AARON	137783-B	12	15:51.384	1:07.017	Esc. Osona	16
SM 3								
1	114	HERNANDEZ BAREA, JOSE LUIS	138009-B	12	15:03.915		Mc St.Celoni	25
2	69	SORRIBES PORTA, IGNASI	137522-T	12	15:07.221	3.306	MC Circuit Móra	20

Marge de victòria	Velocitat mitja	Millor temps de volta	Millor vel.	Millor volta per
0.553	83,042	1:12.110	84,870	96 - RUIZ FRANCISCO, JOAN

Cap de cronometratge / Director de Cursa / President del Jurat

Orbits

Copa Catalana Supermotard - Mora d'Ebre

Volta a volta

SM 1-2-3

Circuit de Mora d'Ebre 1,700 km

Carrera - Segona Màniga

16/09/2018 12:30

Cursa (12:00 i 2 Voltes) started at 12:30:13

Competidors

	Voltes													
	0	1	2	3	4	5	6	7	8	9	10	11	12	
FORD DUNN, LORIS (82)	1	82	82	82	82	82	82	82	82	82	82	82	82	96
PALOMINO MEJIA, LUIS FELIPE (189)	2	189	189	189	189	189	189	96	96	96	96	96	96	82
DANIEL MARTINO, CARLOS (21)	3	21	21	21	21	96	96	15	15	15	15	15	189	189
HERNANDEZ BAREA, JOSE LUIS (114)	4	114	15	96	96	15	15	189	189	189	189	189	114	114
FERNANDEZ RODRIGUEZ, AARON (15)	5	15	96	15	15	21	21	21	21	21	21	114	21	69
RUIZ FRANCISCO, JOAN (96)	6	96	114	114	114	114	114	114	114	114	114	21	69	21
SORRIBES PORTA, IGNASI (69)	7	69	69	69	69	69	69	69	69	69	69	69	15	15

Copa Catalana Supermotard - Mora d'Ebre

SM 1-2-3

Circuit de Mora d'Ebre 1,700 km

Carrera - Segona Màniga

16/09/2018 12:30

Cursa (12:00 i 2 Voltes) started at 12:30:13

Lap	Lap Tm	Diff	Time of Day
(96) RUIZ FRANCISCO, JOAN			
1	1:16.333	+4.223	12:31:30.579
2	1:14.338	+2.228	12:32:44.917
3	1:13.791	+1.681	12:33:58.708
4	1:14.092	+1.982	12:35:12.800
5	1:12.426	+0.316	12:36:25.226
6	1:12.185	+0.075	12:37:37.411
7	1:12.110		12:38:49.521
8	1:12.784	+0.674	12:40:02.305
9	1:13.511	+1.401	12:41:15.816
10	1:13.936	+1.826	12:42:29.752
11	1:14.162	+2.052	12:43:43.914
12	1:14.300	+2.190	12:44:58.214

Lap	Lap Tm	Diff	Time of Day
(82) FORD DUNN, LORIS			
1	1:15.161	+2.171	12:31:29.008
2	1:13.016	+0.026	12:32:42.024
3	1:12.990		12:33:55.014
4	1:13.005	+0.015	12:35:08.019
5	1:13.456	+0.466	12:36:21.475
6	1:13.773	+0.783	12:37:35.248
7	1:13.492	+0.502	12:38:48.740
8	1:13.453	+0.463	12:40:02.193
9	1:13.539	+0.549	12:41:15.732
10	1:13.954	+0.964	12:42:29.686
11	1:14.128	+1.138	12:43:43.814
12	1:14.953	+1.963	12:44:58.767

Lap	Lap Tm	Diff	Time of Day
(189) PALOMINO MEJIA, LUIS FELIPE			
1	1:15.259	+1.632	12:31:29.220
2	1:13.627		12:32:42.847
3	1:13.819	+0.192	12:33:56.666
4	1:13.953	+0.326	12:35:10.619
5	1:14.555	+0.928	12:36:25.174
6	1:14.371	+0.744	12:37:39.545
7	1:15.419	+1.792	12:38:54.964
8	1:14.687	+1.060	12:40:09.651
9	1:15.320	+1.693	12:41:24.971
10	1:14.903	+1.276	12:42:39.874
11	1:15.229	+1.602	12:43:55.103
12	1:17.559	+3.932	12:45:12.662

Lap	Lap Tm	Diff	Time of Day
(114) HERNANDEZ BAREA, JOSE LUIS			
1	1:19.037	+5.241	12:31:33.046
2	1:14.361	+0.565	12:32:47.407
3	1:14.291	+0.495	12:34:01.698
4	1:13.796		12:35:15.494
5	1:15.146	+1.350	12:36:30.640
6	1:15.128	+1.332	12:37:45.768
7	1:14.917	+1.121	12:39:00.685
8	1:15.111	+1.315	12:40:15.796
9	1:15.426	+1.630	12:41:31.222
10	1:14.806	+1.010	12:42:46.028
11	1:16.081	+2.285	12:44:02.109
12	1:15.653	+1.857	12:45:17.762

Lap	Lap Tm	Diff	Time of Day
(69) SORRIBES PORTA, IGNASI			
1	1:18.828	+4.528	12:31:33.243
2	1:15.233	+0.933	12:32:48.476
3	1:14.916	+0.616	12:34:03.392
4	1:14.300		12:35:17.692
5	1:15.152	+0.852	12:36:32.844
6	1:15.325	+1.025	12:37:48.169
7	1:15.208	+0.908	12:39:03.377
8	1:15.763	+1.463	12:40:19.140

Lap	Lap Tm	Diff	Time of Day
9	1:15.244	+0.944	12:41:34.384
10	1:15.509	+1.209	12:42:49.893
11	1:15.558	+1.258	12:44:05.451
12	1:15.617	+1.317	12:45:21.068

Lap	Lap Tm	Diff	Time of Day
(21) DANIEL MARTINO, CARLOS			
1	1:16.064	+2.083	12:31:30.067
2	1:14.270	+0.289	12:32:44.337
3	1:13.981		12:33:58.318
4	1:15.690	+1.709	12:35:14.008
5	1:15.299	+1.318	12:36:29.307
6	1:15.288	+1.307	12:37:44.595
7	1:14.582	+0.601	12:38:59.177
8	1:15.626	+1.645	12:40:14.803
9	1:15.340	+1.359	12:41:30.143
10	1:17.875	+3.894	12:42:48.018
11	1:17.242	+3.261	12:44:05.260
12	1:22.795	+8.814	12:45:28.055


Lap	Lap Tm	Diff	Time of Day
(15) FERNANDEZ RODRIGUEZ, AARON			
1	1:16.107	+3.316	12:31:30.253
2	1:15.233	+2.442	12:32:45.486
3	1:13.456	+0.665	12:33:58.942
4	1:14.187	+1.396	12:35:13.129
5	1:12.791		12:36:25.920
6	1:13.598	+0.807	12:37:39.518
7	1:13.126	+0.335	12:38:52.644
8	1:13.840	+1.049	12:40:06.484
9	1:13.726	+0.935	12:41:20.210
10	1:14.226	+1.435	12:42:34.436
11	2:12.513	+59.722	12:44:46.949
12	1:18.282	+5.491	12:46:05.231

Copa Catalana Supermotard - Mora d'Ebre

SM 1-2-3

Circuit de Mora d'Ebre 1,700 km

Entrenaments Qualificatius



sició	Nº	Nom	Moto	Millor Ts total	R1. Millor Tm	2. Millor Tm	Club	classe
1	15	FERNANDEZ RODRIGUEZ, AARON	SUZUKI	1:13.870	1:21.321	1:13.870	Esc. Osona	SM 2
2	114	HERNANDEZ BAREA, JOSE LUIS	TM	1:13.903	1:16.662	1:13.903	Mc St.Celoni	SM 3
3	189	PALOMINO MEJIA, LUIS FELIPE	SUZUKI	1:14.288	1:16.896	1:14.288	Mc Lleida	SM 1
4	82	FORD DUNN, LORIS	HUSQVARN	1:14.339	1:17.484	1:14.339	Ctat. Albaida	SM 2
5	96	RUIZ FRANCISCO, JOAN	TM	1:14.382	1:17.567	1:14.382	MC Circuit Móra	SM 2
6	69	SORRIBES PORTA, IGNASI	TM	1:16.353	1:19.863	1:16.353	MC Circuit Móra	SM 3
7	21	DANIEL MARTINO, CARLOS	HUSQVARN	1:17.731	1:21.109	1:17.731	MC Circuit Móra	SM 1

Copa Catalana Supermotard - Mora d'Ebre

Ordenat per la volta més ràpida

SM 1-2-3

Circuit de Mora d'Ebre 1,700 km

Entrenaments Qualificatius 1

16/09/2018 09:15

Classificació (10:00 Temps) started at 9:18:04

posició	Nº	Nom	Millor Tm	Dif	Diferència	En volta	Club	classe
1	114	HERNANDEZ BAREA, JOSE LUIS	1:16.662			5	Mc St.Celoni	SM 3
2	189	PALOMINO MEJIA, LUIS FELIPE	1:16.896	0.234	0.234	5	Mc Lleida	SM 1
3	82	FORD DUNN, LORIS	1:17.484	0.822	0.588	4	Ctat. Albaida	SM 2
4	96	RUIZ FRANCISCO, JOAN	1:17.567	0.905	0.083	2	MC Circuit Móra	SM 2
5	69	SORRIBES PORTA, IGNASI	1:19.863	3.201	2.296	3	MC Circuit Móra	SM 3
6	21	DANIEL MARTINO, CARLOS	1:21.109	4.447	1.246	4	MC Circuit Móra	SM 1
7	15	FERNANDEZ RODRIGUEZ, AARON	1:21.321	4.659	0.212	4	Esc. Osona	SM 2

Copa Catalana Supermotard - Mora d'Ebre

SM 1-2-3

Circuit de Mora d'Ebre 1,700 km

Entrenaments Qualificatius 1

16/09/2018 09:15

Classificació (10:00 Temps) started at 9:18:04

Lap	Lap Tm	Diff	Time of Day
(114) HERNANDEZ BAREA, JOSE LUIS			
1	1:20.421	+3.759	9:21:54.272
2	1:17.581	+0.919	9:23:11.853
3	1:59.485	+42.823	9:25:11.338
4	1:18.376	+1.714	9:26:29.714
5	1:16.662		9:27:46.376

Lap	Lap Tm	Diff	Time of Day
(189) PALOMINO MEJIA, LUIS FELIPE			
1	1:20.519	+3.623	9:22:19.325
2	1:18.959	+2.063	9:23:38.284
3	1:17.442	+0.546	9:24:55.726
4	1:17.151	+0.255	9:26:12.877
5	1:16.896		9:27:29.773
6	1:50.383	+33.487	9:29:20.156

Lap	Lap Tm	Diff	Time of Day
(82) FORD DUNN, LORIS			
1	1:20.726	+3.242	9:22:50.591
2	1:18.364	+0.880	9:24:08.955
3	1:19.479	+1.995	9:25:28.434
4	1:17.484		9:26:45.918
5	1:18.032	+0.548	9:28:03.950
6	1:19.302	+1.818	9:29:23.252

Lap	Lap Tm	Diff	Time of Day
(96) RUIZ FRANCISCO, JOAN			
1	1:19.603	+2.036	9:24:12.564
2	1:17.567		9:25:30.131

Lap	Lap Tm	Diff	Time of Day
(69) SORRIBES PORTA, IGNASI			
1	1:22.957	+3.094	9:25:49.693
2	1:19.936	+0.073	9:27:09.629
3	1:19.863		9:28:29.492

Lap	Lap Tm	Diff	Time of Day
(21) DANIEL MARTINO, CARLOS			
1	1:29.611	+8.502	9:22:44.004
2	1:23.814	+2.705	9:24:07.818
3	1:21.191	+0.082	9:25:29.009
4	1:21.109		9:26:50.118
5	1:40.535	+19.426	9:28:30.653

Lap	Lap Tm	Diff	Time of Day
(15) FERNANDEZ RODRIGUEZ, AARON			
1	1:27.242	+5.921	9:23:46.649
2	1:23.107	+1.786	9:25:09.756
3	1:22.471	+1.150	9:26:32.227
4	1:21.321		9:27:53.548
5	1:21.484	+0.163	9:29:15.032

Copa Catalana Supermotard - Mora d'Ebre

Ordenat per la volta més ràpida

SM 1-2-3

Circuit de Mora d'Ebre 1,700 km

Entrenaments Qualificatius 2

16/09/2018 10:00

Classificació (10:00 Temps) started at 10:04:18

posició	Nº	Nom	Millor Tm	Dif	Diferència	En volta	Club	classe
1	15	FERNANDEZ RODRIGUEZ, AARON	1:13.870			7	Esc. Osona	SM 2
2	114	HERNANDEZ BAREA, JOSE LUIS	1:13.903	0.033	0.033	3	Mc St.Celoni	SM 3
3	189	PALOMINO MEJIA, LUIS FELIPE	1:14.288	0.418	0.385	4	Mc Lleida	SM 1
4	82	FORD DUNN, LORIS	1:14.339	0.469	0.051	7	Ctat. Albaida	SM 2
5	96	RUIZ FRANCISCO, JOAN	1:14.382	0.512	0.043	3	MC Circuit Móra	SM 2
6	69	SORRIBES PORTA, IGNASI	1:16.353	2.483	1.971	4	MC Circuit Móra	SM 3
7	21	DANIEL MARTINO, CARLOS	1:17.731	3.861	1.378	5	MC Circuit Móra	SM 1

Copa Catalana Supermotard - Mora d'Ebre

SM 1-2-3

Circuit de Mora d'Ebre 1,700 km

Entrenaments Qualificatius 2

16/09/2018 10:00

Classificació (10:00 Temps) started at 10:04:18

Lap	Lap Tm	Diff	Time of Day
(15) FERNANDEZ RODRIGUEZ, AARON			
1	1:16.296	+2.426	10:07:00.361
2	1:15.093	+1.223	10:08:15.454
3	1:14.747	+0.877	10:09:30.201
4	1:14.259	+0.389	10:10:44.460
5	1:14.185	+0.315	10:11:58.645
6	1:14.305	+0.435	10:13:12.950
7	1:13.870		10:14:26.820

Lap	Lap Tm	Diff	Time of Day
(114) HERNANDEZ BAREA, JOSE LUIS			
1	1:15.481	+1.578	10:07:04.891
2	1:14.251	+0.348	10:08:19.142
3	1:13.903		10:09:33.045
4	1:14.384	+0.481	10:10:47.429
5	1:14.224	+0.321	10:12:01.653
6	1:14.021	+0.118	10:13:15.674
7	1:14.134	+0.231	10:14:29.808

Lap	Lap Tm	Diff	Time of Day
(189) PALOMINO MEJIA, LUIS FELIPE			
1	1:15.274	+0.986	10:07:35.786
2	1:14.396	+0.108	10:08:50.182
3	1:14.847	+0.559	10:10:05.029
4	1:14.288		10:11:19.317
5	1:14.559	+0.271	10:12:33.876
6	1:56.925	+42.637	10:14:30.801

Lap	Lap Tm	Diff	Time of Day
(82) FORD DUNN, LORIS			
1	1:15.465	+1.126	10:07:05.392
2	1:14.886	+0.547	10:08:20.278
3	1:33.735	+19.396	10:09:54.013
4	1:15.038	+0.699	10:11:09.051
5	1:14.564	+0.225	10:12:23.615
6	1:14.493	+0.154	10:13:38.108
7	1:14.339		10:14:52.447

Lap	Lap Tm	Diff	Time of Day
(96) RUIZ FRANCISCO, JOAN			
1	1:14.615	+0.233	10:06:51.176
2	1:14.626	+0.244	10:08:05.802
3	1:14.382		10:09:20.184
4	1:14.737	+0.355	10:10:34.921
5	1:14.429	+0.047	10:11:49.350
6	1:14.461	+0.079	10:13:03.811

Lap	Lap Tm	Diff	Time of Day
(69) SORRIBES PORTA, IGNASI			
1	1:16.968	+0.615	10:06:57.366
2	1:22.819	+6.466	10:08:20.185
3	1:23.297	+6.944	10:09:43.482
4	1:16.353		10:10:59.835
5	1:16.492	+0.139	10:12:16.327
6	1:17.253	+0.900	10:13:33.580
7	1:16.534	+0.181	10:14:50.114

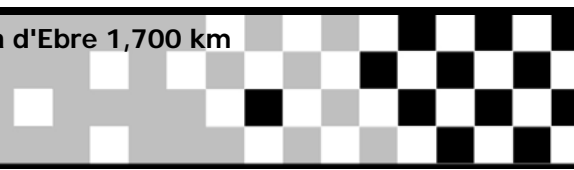
Lap	Lap Tm	Diff	Time of Day
(21) DANIEL MARTINO, CARLOS			
1	1:18.648	+0.917	10:07:46.242
2	1:18.575	+0.844	10:09:04.817
3	1:18.170	+0.439	10:10:22.987
4	1:18.283	+0.552	10:11:41.270
5	1:17.731		10:12:59.001

Copa Catalana Supermotard - Mora d'Ebre

SM Road

Circuit de Mora d'Ebre 1,700 km

Classificació FINAL



Posició	Núm.	Pilot	Llicència	Club	Carrera 1	Carrera 2	Total punts
---------	------	-------	-----------	------	-----------	-----------	-------------

Trofeu SM Road

1	20	MONLLAU BEDOS, PAU	137640-T	Mc Amposta	25	25	50
2	34	GUTIERREZ MUÑOZ, CARLOS	137424-GI	Esc. Osona	20	20	40
3	92	PAREJA COMA, FERRAN	878627-B	MC Circuit Móra	16	13	29
4	121	PONS PUY, VICENT	878550-T	MC Circuit Móra	0	16	16

Trofeu SM Road +35

1	297	BETRIAN NAVARRO, EDUARD	878335-B	MC Circuit Móra	20	25	45
2	53	ALBA MORERA, XAVIER	138562-B	Mc Lleida	25	13	38
3	15	LOPEZ MORAGAS, JOSE	877426-B	P.M.B.	16	20	36
4	51	GARCIA CARRILLO, JAVIER	876996-B	MC Circuit Móra	13	16	29

Copa Catalana Supermotard - Mora d'Ebre

classificat per voltes

SM Road

Circuit de Mora d'Ebre 1,700 km

Carrera - Primera Màniga

16/09/2018 12:00

Cursa (12:00 i 2 Voltes) started at 11:59:39

Posició	Nº	Nom	Llicència	Voltes	Total Ts	Dif	Club	Punts
1	20	MONLLAU BEDOS, PAU	137640-T	15	13:58.524		Mc Amposta	25
2	34	GUTIERREZ MUÑOZ, CARLOS	137424-GI	15	13:59.091	0.567	Esc. Osona	20
3	92	PAREJA COMA, FERRAN	878627-B	15	14:34.479	35.955	MC Circuit Móra	16
4	53	ALBA MORERA, XAVIER	138562-B	15	14:37.756	39.232	Mc Lleida	25
5	297	BETRIAN NAVARRO, EDUARD	878335-B	15	14:45.940	47.416	MC Circuit Móra	20
6	15	LOPEZ MORAGAS, JOSE	877426-B	15	14:48.906	50.382	P.M.B.	16
7	51	GARCIA CARRILLO, JAVIER	876996-B	14	14:18.150	1 Volta	MC Circuit Móra	13
No classificat								
NE	121	PONS PUY, VICENT	878550-T			NE	MC Circuit Móra	0


Marge de victòria	Velocitat mitja	Millor temps de volta	Millor vel.	Millor volta per
0.567	109,478	55.412	110,445	34 - GUTIERREZ MUÑOZ, CARLOS

Cap de cronometratge / Director de Cursa / President del Jurat

Orbits

Copa Catalana Supermotard - Mora d'Ebre

classificat per voltes

SM Road	Circuit de Mora d'Ebre 1,700 km	
Carrera - Primera Màniga	16/09/2018 12:00	
Cursa (12:00 i 2 Voltes) started at 11:59:39		

Posició	Nº	Nom	Llicència	Voltes	Total Ts	Dif	Club	Punts
Trofeu SM Road								
1	20	MONLLAU BEDOS, PAU	137640-T	15	13:58.524		Mc Amposta	25
2	34	GUTIERREZ MUÑOZ, CARLOS	137424-GI	15	13:59.091	0.567	Esc. Osona	20
3	92	PAREJA COMA, FERRAN	878627-B	15	14:34.479	35.955	MC Circuit Móra	16
No classificat								
NE	121	PONS PUY, VICENT	878550-T				NE MC Circuit Móra	0
Trofeu SM Road +35								
1	53	ALBA MORERA, XAVIER	138562-B	15	14:37.756		Mc Lleida	25
2	297	BETRIAN NAVARRO, EDUARD	878335-B	15	14:45.940	8.184	MC Circuit Móra	20
3	15	LOPEZ MORAGAS, JOSE	877426-B	15	14:48.906	11.150	P.M.B.	16
4	51	GARCIA CARRILLO, JAVIER	876996-B	14	14:18.150	1 Volta	MC Circuit Móra	13

Marge de victòria	Velocitat mitja	Millor temps de volta	Millor vel.	Millor volta per
0.567	109,478	55.412	110,445	34 - GUTIERREZ MUÑOZ, CARLC

Cap de cronometratge / Director de Cursa / President del Jurat Orbits

Copa Catalana Supermotard - Mora d'Ebre

Volta a volta

SM Road

Circuit de Mora d'Ebre 1,700 km

Carrera - Primera Màniga

16/09/2018 12:00

Cursa (12:00 i 2 Voltes) started at 11:59:39

Competidors

	Voltes															
	0	1	2	3	4	5	6	7	8	9	10	11	12	13	14	15
MONLLAU BEDOS, PAU (20)	1	20	20	20	20	20	20	20	20	20	20	20	20	20	20	20
GUTIERREZ MUÑOZ, CARLOS (34)	2	34	34	34	34	34	34	34	34	34	34	34	34	34	34	34
PAREJA COMA, FERRAN (92)	3	92	92	92	92	92	92	92	92	92	92	92	92	92	92	92
BETRIAN NAVARRO, EDUARD (297)	4	297	297	53	53	53	53	53	53	53	53	53	53	53	53	53
ALBA MORERA, XAVIER (53)	5	53	53	15	15	15	15	15	15	15	15	15	297	297	297	297
LOPEZ MORAGAS, JOSE (15)	6	15	15	51	51	51	51	297	297	297	297	297	15	15	15	15
GARCIA CARRILLO, JAVIER (51)	7	51	51	297	297	297	297	51	51	51	51	51	51	51	51	51
-	8															

Copa Catalana Supermotard - Mora d'Ebre

SM Road

Circuit de Mora d'Ebre 1,700 km

Carrera - Primera Màniga

16/09/2018 12:00

Cursa (12:00 i 2 Voltes) started at 11:59:39

Lap	Lap Tm	Diff	Time of Day
(20) MONLLAU BEDOS, PAU			
1	56.534	+1.031	12:00:38.470
2	55.503		12:01:33.973
3	55.627	+0.124	12:02:29.600
4	55.508	+0.005	12:03:25.108
5	55.527	+0.024	12:04:20.635
6	55.543	+0.040	12:05:16.178
7	55.534	+0.031	12:06:11.712
8	55.708	+0.205	12:07:07.420
9	55.805	+0.302	12:08:03.225
10	55.651	+0.148	12:08:58.876
11	55.921	+0.418	12:09:54.797
12	55.938	+0.435	12:10:50.735
13	55.748	+0.245	12:11:46.483
14	55.797	+0.294	12:12:42.280
15	55.940	+0.437	12:13:38.220

Lap	Lap Tm	Diff	Time of Day
(34) GUTIERREZ MUÑOZ, CARLOS			
1	57.068	+1.656	12:00:39.141
2	55.575	+0.163	12:01:34.716
3	55.534	+0.122	12:02:30.250
4	55.412		12:03:25.662
5	55.461	+0.049	12:04:21.123
6	55.796	+0.384	12:05:16.919
7	55.692	+0.280	12:06:12.611
8	55.601	+0.189	12:07:08.212
9	55.457	+0.045	12:08:03.669
10	55.577	+0.165	12:08:59.246
11	55.977	+0.565	12:09:55.223
12	55.911	+0.499	12:10:51.134
13	55.821	+0.409	12:11:46.955
14	55.687	+0.275	12:12:42.642
15	56.145	+0.733	12:13:38.787

Lap	Lap Tm	Diff	Time of Day
(92) PAREJA COMA, FERRAN			
1	58.270	+1.206	12:00:40.470
2	57.768	+0.704	12:01:38.238
3	57.438	+0.374	12:02:35.676
4	57.411	+0.347	12:03:33.087
5	57.064		12:04:30.151
6	57.798	+0.734	12:05:27.949
7	58.274	+1.210	12:06:26.223
8	57.830	+0.766	12:07:24.053
9	58.210	+1.146	12:08:22.263
10	58.600	+1.536	12:09:20.863
11	59.035	+1.971	12:10:19.898
12	59.281	+2.217	12:11:19.179
13	57.730	+0.666	12:12:16.909
14	58.207	+1.143	12:13:15.116
15	59.059	+1.995	12:14:14.175

Lap	Lap Tm	Diff	Time of Day
(53) ALBA MORERA, XAVIER			
1	59.753	+2.374	12:00:42.182
2	57.773	+0.394	12:01:39.955
3	57.379		12:02:37.334
4	58.102	+0.723	12:03:35.436
5	57.871	+0.492	12:04:33.307
6	57.823	+0.444	12:05:31.130
7	58.478	+1.099	12:06:29.608
8	58.797	+1.418	12:07:28.405
9	58.753	+1.374	12:08:27.158
10	59.156	+1.777	12:09:26.314
11	58.246	+0.867	12:10:24.560
12	57.868	+0.489	12:11:22.428
13	57.794	+0.415	12:12:20.222

Lap	Lap Tm	Diff	Time of Day
14	57.938	+0.559	12:13:18.160
15	59.292	+1.913	12:14:17.452

Lap	Lap Tm	Diff	Time of Day
(297) BETRIAN NAVARRO, EDUARD			
1	59.254	+2.906	12:00:41.633
2	1:16.526	+20.178	12:01:58.159
3	57.827	+1.479	12:02:55.986
4	57.062	+0.714	12:03:53.048
5	56.884	+0.536	12:04:49.932
6	57.355	+1.007	12:05:47.287
7	56.821	+0.473	12:06:44.108
8	56.348		12:07:40.456
9	56.437	+0.089	12:08:36.893
10	56.371	+0.023	12:09:33.264
11	57.203	+0.855	12:10:30.467
12	57.338	+0.990	12:11:27.805
13	57.607	+1.259	12:12:25.412
14	59.176	+2.828	12:13:24.588
15	1:01.048	+4.700	12:14:25.636

Lap	Lap Tm	Diff	Time of Day
(15) LOPEZ MORAGAS, JOSE			
1	1:00.910	+2.795	12:00:43.386
2	59.338	+1.223	12:01:42.724
3	59.089	+0.974	12:02:41.813
4	58.960	+0.845	12:03:40.773
5	59.254	+1.139	12:04:40.027
6	59.140	+1.025	12:05:39.167
7	58.988	+0.873	12:06:38.155
8	58.115		12:07:36.270
9	58.256	+0.141	12:08:34.526
10	58.291	+0.176	12:09:32.817
11	59.188	+1.073	12:10:32.005
12	58.374	+0.259	12:11:30.379
13	59.331	+1.216	12:12:29.710
14	59.378	+1.263	12:13:29.088
15	59.514	+1.399	12:14:28.602

Lap	Lap Tm	Diff	Time of Day
(51) GARCIA CARRILLO, JAVIER			
1	1:03.367	+3.163	12:00:45.925
2	1:00.451	+0.247	12:01:46.376
3	1:00.573	+0.369	12:02:46.949
4	1:00.425	+0.221	12:03:47.374
5	1:00.520	+0.316	12:04:47.894
6	1:00.922	+0.718	12:05:48.816
7	1:00.204		12:06:49.020
8	1:01.023	+0.819	12:07:50.043
9	1:00.850	+0.646	12:08:50.893
10	1:01.154	+0.950	12:09:52.047
11	1:02.495	+2.291	12:10:54.542
12	1:00.571	+0.367	12:11:55.113
13	1:00.858	+0.654	12:12:55.971
14	1:01.875	+1.671	12:13:57.846

Copa Catalana Supermotard - Mora d'Ebre

classificat per voltes

SM Road

Circuit de Mora d'Ebre 1,700 km

Carrera - Segona Màniga

16/09/2018 13:30

Cursa (12:00 i 2 Voltes) started at 13:29:57

Posició	Nº	Nom	Llicència	Voltes	Total Ts	Dif	Club	Punts
1	20	MONLLAU BEDOS, PAU	137640-T	15	13:54.678		Mc Amposta	25
2	34	GUTIERREZ MUÑOZ, CARLOS	137424-GI	15	13:54.980	0.302	Esc. Osona	20
3	121	PONS PUY, VICENT	878550-T	15	14:16.887	22.209	MC Circuit Móra	16
4	92	PAREJA COMA, FERRAN	878627-B	15	14:20.822	26.144	MC Circuit Móra	13
5	297	BETRIAN NAVARRO, EDUARD	878335-B	15	14:46.752	52.074	MC Circuit Móra	25
6	15	LOPEZ MORAGAS, JOSE	877426-B	15	14:55.334	1:00.656	P.M.B.	20
7	51	GARCIA CARRILLO, JAVIER	876996-B	14	14:21.809	1 Volta	MC Circuit Móra	16
8	53	ALBA MORERA, XAVIER	138562-B	13	14:24.013	2 Voltes	Mc Lleida	13

Marge de victòria	Velocitat mitja	Millor temps de volta	Millor vel.	Millor volta per
0.302	109,983	55.289	110,691	34 - GUTIERREZ MUÑOZ, CARLOS

Cap de cronometratge / Director de Cursa / President del Jurat

Orbits

Copa Catalana Supermotard - Mora d'Ebre

classificat per voltes

SM Road	Circuit de Mora d'Ebre 1,700 km
Carrera - Segona Màniga	16/09/2018 13:30
Cursa (12:00 i 2 Voltes) started at 13:29:57	

Posició	Nº	Nom	Llicència	Voltes	Total Ts	Dif	Club	Punts
Trofeu SM Road								
1	20	MONLLAU BEDOS, PAU	137640-T	15	13:54.678		Mc Amposta	25
2	34	GUTIERREZ MUÑOZ, CARLOS	137424-GI	15	13:54.980	0.302	Esc. Osona	20
3	121	PONS PUY, VICENT	878550-T	15	14:16.887	22.209	MC Circuit Móra	16
4	92	PAREJA COMA, FERRAN	878627-B	15	14:20.822	26.144	MC Circuit Móra	13
Trofeu SM Road +35								
1	297	BETRIAN NAVARRO, EDUARD	878335-B	15	14:46.752		MC Circuit Móra	25
2	15	LOPEZ MORAGAS, JOSE	877426-B	15	14:55.334	8.582	P.M.B.	20
3	51	GARCIA CARRILLO, JAVIER	876996-B	14	14:21.809	1 Volta	MC Circuit Móra	16
4	53	ALBA MORERA, XAVIER	138562-B	13	14:24.013	2 Voltes	Mc Lleida	13

Marge de victòria	Velocitat mitja	Millor temps de volta	Millor vel.	Millor volta per
0.302	109,983	55.289	110,691	34 - GUTIERREZ MUÑOZ, CARLOS

Cap de cronometratge / Director de Cursa / President del Jurat Orbits

Copa Catalana Supermotard - Mora d'Ebre

Volta a volta

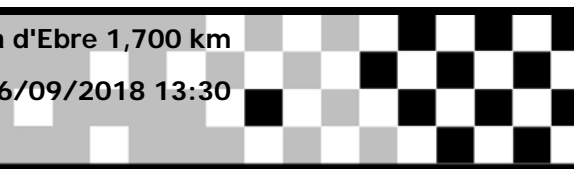
SM Road

Circuit de Mora d'Ebre 1,700 km

Carrera - Segona Màniga

16/09/2018 13:30

Cursa (12:00 i 2 Voltes) started at 13:29:57



Competidors

Voltes

	0	1	2	3	4	5	6	7	8	9	10	11	12	13	14	15
1 MONLLAU BEDOS, PAU (20)	20	20	20	20	20	20	20	20	20	20	20	20	20	20	20	20
2 GUTIERREZ MUÑOZ, CARLOS (34)	34	34	34	34	34	34	34	34	34	34	34	34	34	34	34	34
3 PAREJA COMA, FERRAN (92)	92	53	92	92	92	92	92	92	92	92	92	92	92	121	121	121
4 ALBA MORERA, XAVIER (53)	53	92	297	121	121	121	121	121	121	121	121	121	121	92	92	92
5 LOPEZ MORAGAS, JOSE (15)	15	15	15	297	297	297	297	297	297	297	297	297	297	297	297	297
6 GARCIA CARRILLO, JAVIER (51)	51	297	121	15	15	15	15	15	15	15	15	15	15	15	15	15
7 BETRIAN NAVARRO, EDUARD (297)	297	121	51	51	51	51	51	51	51	51	51	51	51	51	51	51
8 PONS PUY, VICENT (121)	121	51	53	53	53	53	53	53	53	53	53	53	53	53	53	53

Copa Catalana Supermotard - Mora d'Ebre

SM Road

Circuit de Mora d'Ebre 1,700 km

Carrera - Segona Màniga

16/09/2018 13:30

Cursa (12:00 i 2 Voltes) started at 13:29:57

Lap	Lap Tm	Diff	Time of Day
(20) MONLLAU BEDOS, PAU			
1	56.489	+1.169	13:30:54.093
2	55.575	+0.255	13:31:49.668
3	55.321	+0.001	13:32:44.989
4	55.459	+0.139	13:33:40.448
5	55.320		13:34:35.768
6	55.648	+0.328	13:35:31.416
7	55.890	+0.570	13:36:27.306
8	55.825	+0.505	13:37:23.131
9	55.583	+0.263	13:38:18.714
10	55.678	+0.358	13:39:14.392
11	55.691	+0.371	13:40:10.083
12	55.697	+0.377	13:41:05.780
13	55.494	+0.174	13:42:01.274
14	55.604	+0.284	13:42:56.878
15	55.404	+0.084	13:43:52.282

Lap	Lap Tm	Diff	Time of Day
(34) GUTIERREZ MUÑOZ, CARLOS			
1	57.314	+2.025	13:30:55.060
2	55.737	+0.448	13:31:50.797
3	55.654	+0.365	13:32:46.451
4	55.534	+0.245	13:33:41.985
5	55.604	+0.315	13:34:37.589
6	55.696	+0.407	13:35:33.285
7	55.586	+0.297	13:36:28.871
8	55.418	+0.129	13:37:24.289
9	55.289		13:38:19.578
10	55.325	+0.036	13:39:14.903
11	55.547	+0.258	13:40:10.450
12	55.609	+0.320	13:41:06.059
13	55.485	+0.196	13:42:01.544
14	55.648	+0.359	13:42:57.192
15	55.392	+0.103	13:43:52.584

Lap	Lap Tm	Diff	Time of Day
(121) PONS PUY, VICENT			
1	1:01.002	+5.075	13:30:59.296
2	59.470	+3.543	13:31:58.766
3	56.856	+0.929	13:32:55.622
4	56.012	+0.085	13:33:51.634
5	56.641	+0.714	13:34:48.275
6	56.192	+0.265	13:35:44.467
7	55.927		13:36:40.394
8	55.995	+0.068	13:37:36.389
9	56.357	+0.430	13:38:32.746
10	56.961	+1.034	13:39:29.707
11	57.646	+1.719	13:40:27.353
12	57.607	+1.680	13:41:24.960
13	57.149	+1.222	13:42:22.109
14	56.078	+0.151	13:43:18.187
15	56.304	+0.377	13:44:14.491

Lap	Lap Tm	Diff	Time of Day
(92) PAREJA COMA, FERRAN			
1	59.535	+3.178	13:30:57.471
2	57.808	+1.451	13:31:55.279
3	57.149	+0.792	13:32:52.428
4	56.458	+0.101	13:33:48.886
5	56.514	+0.157	13:34:45.400
6	56.607	+0.250	13:35:42.007
7	56.798	+0.441	13:36:38.805
8	56.673	+0.316	13:37:35.478
9	57.065	+0.708	13:38:32.543
10	56.806	+0.449	13:39:29.349
11	57.649	+1.292	13:40:26.998
12	57.682	+1.325	13:41:24.680
13	57.667	+1.310	13:42:22.347

Lap	Lap Tm	Diff	Time of Day
14	56.357		13:43:18.704
15	59.722	+3.365	13:44:18.426

Lap	Lap Tm	Diff	Time of Day
(297) BETRIAN NAVARRO, EDUARD			
1	1:00.845	+2.919	13:30:59.094
2	58.576	+0.650	13:31:57.670
3	58.964	+1.038	13:32:56.634
4	58.220	+0.294	13:33:54.854
5	57.926		13:34:52.780
6	58.038	+0.112	13:35:50.818
7	58.300	+0.374	13:36:49.118
8	58.783	+0.857	13:37:47.901
9	58.905	+0.979	13:38:46.806
10	59.169	+1.243	13:39:45.975
11	58.887	+0.961	13:40:44.862
12	59.327	+1.401	13:41:44.189
13	59.325	+1.399	13:42:43.514
14	59.279	+1.353	13:43:42.793
15	1:01.563	+3.637	13:44:44.356

Lap	Lap Tm	Diff	Time of Day
(15) LOPEZ MORAGAS, JOSE			
1	1:00.923	+2.151	13:30:58.996
2	59.706	+0.934	13:31:58.702
3	59.494	+0.722	13:32:58.196
4	59.324	+0.552	13:33:57.520
5	59.576	+0.804	13:34:57.096
6	59.391	+0.619	13:35:56.487
7	58.998	+0.226	13:36:55.485
8	58.772		13:37:54.257
9	59.480	+0.708	13:38:53.737
10	58.909	+0.137	13:39:52.646
11	59.216	+0.444	13:40:51.862
12	59.216	+0.444	13:41:51.078
13	59.447	+0.675	13:42:50.525
14	59.861	+1.089	13:43:50.386
15	1:02.552	+3.780	13:44:52.938

Lap	Lap Tm	Diff	Time of Day
(51) GARCIA CARRILLO, JAVIER			
1	1:03.499	+2.989	13:31:01.600
2	1:01.069	+0.559	13:32:02.669
3	1:01.444	+0.934	13:33:04.113
4	1:01.079	+0.569	13:34:05.192
5	1:00.712	+0.202	13:35:05.904
6	1:01.251	+0.741	13:36:07.155
7	1:02.061	+1.551	13:37:09.216
8	1:01.641	+1.131	13:38:10.857
9	1:01.918	+1.408	13:39:12.775
10	1:02.180	+1.670	13:40:14.955
11	1:00.985	+0.475	13:41:15.940
12	1:00.510		13:42:16.450
13	1:00.913	+0.403	13:43:17.363
14	1:02.050	+1.540	13:44:19.413


Lap	Lap Tm	Diff	Time of Day
(53) ALBA MORERA, XAVIER			
1	58.381	+0.726	13:30:56.368
2	2:39.169	+1:41.514	13:33:35.537
3	58.631	+0.976	13:34:34.168
4	59.985	+2.330	13:35:34.153
5	57.655		13:36:31.808
6	58.070	+0.415	13:37:29.878
7	57.702	+0.047	13:38:27.580
8	58.213	+0.558	13:39:25.793
9	58.169	+0.514	13:40:23.962
10	58.682	+1.027	13:41:22.644
11	1:00.675	+3.020	13:42:23.319
12	59.483	+1.828	13:43:22.802

Copa Catalana Supermotard - Mora d'Ebre

SM Road

Circuit de Mora d'Ebre 1,700 km

Entrenaments Qualificatius



sició	Nº	Nom	Moto	Millor Ts total	R1. Millor Tm	R2. Millor Tm	Club	classe
1	34	GUTIERREZ MUÑOZ, CARLOS	SIN MARCA	55.240	57.047	55.240	Esc. Osona	Trofeu SM Road
2	20	MONLLAU BEDOS, PAU	HUSQVARN	55.426	55.426	55.595	Mc Amposta	Trofeu SM Road
3	92	PAREJA COMA, FERRAN	HUSQVARN	56.051	57.600	56.051	MC Circuit Móra	Trofeu SM Road
4	53	ALBA MORERA, XAVIER	SUZUKI	56.453	57.549	56.453	Mc Lleida	Trofeu SM Road
5	121	PONS PUY, VICENT	TM	56.601	58.039	56.601	MC Circuit Móra	Trofeu SM Road
6	297	BETRIAN NAVARRO, EDUARD	HUSQVARN	56.606	58.089	56.606	MC Circuit Móra	Trofeu SM Road
7	15	LOPEZ MORAGAS, JOSE	KTM	58.514	1:01.397	58.514	P.M.B.	Trofeu SM Road
8	51	GARCIA CARRILLO, JAVIER	SUZUKI	1:00.826	1:03.832	1:00.826	MC Circuit Móra	Trofeu SM Road

Copa Catalana Supermotard - Mora d'Ebre

Ordenat per la volta més ràpida

SM Road

Circuit de Mora d'Ebre 1,700 km

Entrenaments Qualificatius 1

16/09/2018 09:45

Classificació (10:00 Temps) started at 9:50:29

posició	Nº	Nom	Millor Tm	Dif	Diferència	En volta	Club	classe
1	20	MONLLAU BEDOS, PAU	55.426			6	Mc Amposta	Trofeu SM Road
2	34	GUTIERREZ MUÑOZ, CARLOS	57.047	1.621	1.621	9	Esc. Osona	Trofeu SM Road
3	53	ALBA MORERA, XAVIER	57.549	2.123	0.502	7	Mc Lleida	Trofeu SM Road
4	92	PAREJA COMA, FERRAN	57.600	2.174	0.051	6	MC Circuit Móra	Trofeu SM Road
5	121	PONS PUY, VICENT	58.039	2.613	0.439	6	MC Circuit Móra	Trofeu SM Road
6	297	BETRIAN NAVARRO, EDUARD	58.089	2.663	0.050	9	MC Circuit Móra	Trofeu SM Road
7	15	LOPEZ MORAGAS, JOSE	1:01.397	5.971	3.308	2	P.M.B.	Trofeu SM Road
8	51	GARCIA CARRILLO, JAVIER	1:03.832	8.406	2.435	7	MC Circuit Móra	Trofeu SM Road

Copa Catalana Supermotard - Mora d'Ebre

SM Road

Circuit de Mora d'Ebre 1,700 km

Entrenaments Qualificatius 1

16/09/2018 09:45

Classificació (10:00 Temps) started at 9:50:29

Lap	Lap Tm	Diff	Time of Day
(20) MONLLAU BEDOS, PAU			
1	57.159	+1.733	9:52:29.741
2	56.369	+0.943	9:53:26.110
3	2:26.645	+1:31.219	9:55:52.755
4	2:02.827	+1:07.401	9:57:55.582
5	55.919	+0.493	9:58:51.501
6	55.426		9:59:46.927
7	56.025	+0.599	10:00:42.952

Lap	Lap Tm	Diff	Time of Day
(34) GUTIERREZ MUÑOZ, CARLOS			
1	1:07.323	+10.276	9:53:01.086
2	1:04.946	+7.899	9:54:06.032
3	1:00.008	+2.961	9:55:06.040
4	1:01.027	+3.980	9:56:07.067
5	57.880	+0.833	9:57:04.947
6	1:00.806	+3.759	9:58:05.753
7	1:00.230	+3.183	9:59:05.983
8	57.102	+0.055	10:00:03.085
9	57.047		10:01:00.132

Lap	Lap Tm	Diff	Time of Day
(53) ALBA MORERA, XAVIER			
1	1:01.147	+3.598	9:53:06.981
2	1:00.231	+2.682	9:54:07.212
3	59.444	+1.895	9:55:06.656
4	58.598	+1.049	9:56:05.254
5	58.236	+0.687	9:57:03.490
6	1:01.920	+4.371	9:58:05.410
7	57.549		9:59:02.959
8	1:14.454	+16.905	10:00:17.413
9	1:01.389	+3.840	10:01:18.802

Lap	Lap Tm	Diff	Time of Day
(92) PAREJA COMA, FERRAN			
1	1:02.711	+5.111	9:52:48.442
2	1:00.704	+3.104	9:53:49.146
3	59.154	+1.554	9:54:48.300
4	1:05.821	+8.221	9:55:54.121
5	58.079	+0.479	9:56:52.200
6	57.600		9:57:49.800
7	57.892	+0.292	9:58:47.692

Lap	Lap Tm	Diff	Time of Day
(121) PONS PUY, VICENT			
1	1:03.933	+5.894	9:53:01.147
2	59.543	+1.504	9:54:00.690
3	58.658	+0.619	9:54:59.348
4	59.825	+1.786	9:55:59.173
5	58.240	+0.201	9:56:57.413
6	58.039		9:57:55.452

Lap	Lap Tm	Diff	Time of Day
(297) BETRIAN NAVARRO, EDUARD			
1	1:13.929	+15.840	9:53:03.476
2	1:05.607	+7.518	9:54:09.083
3	1:06.605	+8.516	9:55:15.688
4	1:00.076	+1.987	9:56:15.764
5	1:00.993	+2.904	9:57:16.757
6	59.527	+1.438	9:58:16.284
7	59.222	+1.133	9:59:15.506
8	58.600	+0.511	10:00:14.106
9	58.089		10:01:12.195

Lap	Lap Tm	Diff	Time of Day
(15) LOPEZ MORAGAS, JOSE			
1	1:01.811	+0.414	9:52:49.578
2	1:01.397		9:53:50.975
3	2:54.905	+1:53.508	9:56:45.880
4	4:34.881	+3:33.484	10:01:20.761

Lap	Lap Tm	Diff	Time of Day
(51) GARCIA CARRILLO, JAVIER			
1	1:08.342	+4.510	9:53:02.438
2	1:04.720	+0.888	9:54:07.158
3	1:04.235	+0.403	9:55:11.393
4	1:04.047	+0.215	9:56:15.440
5	1:03.947	+0.115	9:57:19.387
6	1:04.232	+0.400	9:58:23.619
7	1:03.832		9:59:27.451
8	1:12.995	+9.163	10:00:40.446

Lap	Lap Tm	Diff	Time of Day
-----	--------	------	-------------

Copa Catalana Supermotard - Mora d'Ebre

Ordenat per la volta més ràpida

SM Road

Circuit de Mora d'Ebre 1,700 km

Entrenaments Qualificatius 2

16/09/2018 10:30

Classificació (10:00 Temps) started at 10:32:56

posició	Nº	Nom	Millor Tm	Dif	Diferència	En volta	Club	classe
1	34	GUTIERREZ MUÑOZ, CARLOS	55.240			7	Esc. Osona	Trofeu SM Road
2	20	MONLLAU BEDOS, PAU	55.595	0.355	0.355	4	Mc Amposta	Trofeu SM Road
3	92	PAREJA COMA, FERRAN	56.051	0.811	0.456	5	MC Circuit Móra	Trofeu SM Road
4	53	ALBA MORERA, XAVIER	56.453	1.213	0.402	9	Mc Lleida	Trofeu SM Road
5	121	PONS PUY, VICENT	56.601	1.361	0.148	5	MC Circuit Móra	Trofeu SM Road
6	297	BETRIAN NAVARRO, EDUARD	56.606	1.366	0.005	8	MC Circuit Móra	Trofeu SM Road
7	15	LOPEZ MORAGAS, JOSE	58.514	3.274	1.908	2	P.M.B.	Trofeu SM Road
8	51	GARCIA CARRILLO, JAVIER	1:00.826	5.586	2.312	4	MC Circuit Móra	Trofeu SM Road

Copa Catalana Supermotard - Mora d'Ebre

SM Road

Circuit de Mora d'Ebre 1,700 km

Entrenaments Qualificatius 2

16/09/2018 10:30

Classificació (10:00 Temps) started at 10:32:56

Lap	Lap Tm	Diff	Time of Day
(34) GUTIERREZ MUÑOZ, CARLOS			
1	56.212	+0.972	10:35:08.387
2	55.992	+0.752	10:36:04.379
3	55.793	+0.553	10:37:00.172
4	2:55.025	+1:59.785	10:39:55.197
5	55.345	+0.105	10:40:50.542
6	55.855	+0.615	10:41:46.397
7	55.240		10:42:41.637
8	56.174	+0.934	10:43:37.811

(20) MONLLAU BEDOS, PAU			
1	55.714	+0.119	10:39:11.606
2	55.660	+0.065	10:40:07.266
3	2:28.750	+1:33.155	10:42:36.016
4	55.595		10:43:31.611

(92) PAREJA COMA, FERRAN			
1	57.466	+1.415	10:35:06.514
2	56.794	+0.743	10:36:03.308
3	56.565	+0.514	10:36:59.873
4	56.313	+0.262	10:37:56.186
5	56.051		10:38:52.237
6	3:13.063	+2:17.012	10:42:05.300
7	1:02.882	+6.831	10:43:08.182

(53) ALBA MORERA, XAVIER			
1	58.296	+1.843	10:35:11.794
2	57.124	+0.671	10:36:08.918
3	56.944	+0.491	10:37:05.862
4	1:10.945	+14.492	10:38:16.807
5	56.696	+0.243	10:39:13.503
6	1:06.122	+9.669	10:40:19.625
7	56.837	+0.384	10:41:16.462
8	1:08.627	+12.174	10:42:25.089
9	56.453		10:43:21.542

(121) PONS PUY, VICENT			
1	58.860	+2.259	10:36:15.835
2	57.184	+0.583	10:37:13.019
3	4:30.121	+3:33.520	10:41:43.140
4	57.411	+0.810	10:42:40.551
5	56.601		10:43:37.152

(297) BETRIAN NAVARRO, EDUARD			
1	58.165	+1.559	10:34:55.507
2	58.624	+2.018	10:35:54.131
3	57.367	+0.761	10:36:51.498
4	57.026	+0.420	10:37:48.524
5	56.745	+0.139	10:38:45.269
6	59.223	+2.617	10:39:44.492
7	57.061	+0.455	10:40:41.553
8	56.606		10:41:38.159
9	59.625	+3.019	10:42:37.784
10	56.692	+0.086	10:43:34.476

(15) LOPEZ MORAGAS, JOSE			
1	59.828	+1.314	10:35:55.274
2	58.514		10:36:53.788
3	58.757	+0.243	10:37:52.545
4	2:43.943	+1:45.429	10:40:36.488
5	58.546	+0.032	10:41:35.034
6	58.692	+0.178	10:42:33.726
7	58.711	+0.197	10:43:32.437

(51) GARCIA CARRILLO, JAVIER			
-------------------------------------	--	--	--

Lap	Lap Tm	Diff	Time of Day
1	1:01.913	+1.087	10:36:40.428
2	1:02.034	+1.208	10:37:42.462
3	1:01.175	+0.349	10:38:43.637
4	1:00.826		10:39:44.463
5	1:01.098	+0.272	10:40:45.561
6	1:02.623	+1.797	10:41:48.184
7	1:01.795	+0.969	10:42:49.979
8	1:01.886	+1.060	10:43:51.865


Lap	Lap Tm	Diff	Time of Day
-----	--------	------	-------------

Copa Catalana Supermotard - Mora d'Ebre

SM Road 65-85

Circuit de Mora d'Ebre 1,700 km

Classificació FINAL



Posició	Núm.	Pilot	Llicència	Club	Carrera 1	Carrera 2	Total punts
---------	------	-------	-----------	------	-----------	-----------	-------------

SM Road 65

1	14	MESTRES PLA, ARI	137074-GI	MC Circuit Móra	25	25	50
2	13	GAYA HERNANDEZ, JORDI	137410-L	Mc. Segre	20	20	40
3	93	SERRA GINESTA, MAX	136951-L-AMP	Ch Agramunt	16	16	32
4	10	GODINO GOMEZ, RAMON	137357-B	MC C. Taulé	13	13	26
5	12	GORDITO MAESTRO, ANTONIO	137214-B	Simonety School	11	11	22
6	35	GINES CORPA, ALEIX	138366-L	Lleides Motorsport	10	10	20

SM Road 85

1	22	ANTONIO SANCHO, JORDI	137397-T	Mec Alcanar	25	25	50
---	----	-----------------------	----------	-------------	----	----	-----------

Copa Catalana Supermotard - Mora d'Ebre

classificat per voltes

SM Road 65-85

Circuit de Mora d'Ebre 1,700 km

Carrera - Primera Màniga

16/09/2018 11:30

Cursa (10:00 i 2 Voltes) started at 11:26:11

Posició	Nº	Nom	Llicència	Voltes	Total Ts	Dif	Club	Punts
1	22	ANTONIO SANCHO, JORDI	137397-T	13	12:45.490		Mec Alcanar	25
2	14	MESTRES PLA, ARI	137074-GI	13	12:52.314	6.824	MC Circuit Móra	25
3	13	GAYA HERNANDEZ, JORDI	137410-L	13	13:16.726	31.236	Mc. Segre	20
4	93	SERRA GINESTA, MAX	136951-L-AMP	13	13:17.103	31.613	Ch Agramunt	16
5	10	GODINO GOMEZ, RAMON	137357-B	13	13:34.493	49.003	MC C.Taulé	13
6	12	GORDITO MAESTRO, ANTONIO	137214-B	12	13:13.059	1 Volta	Simonety School	11
7	35	GINES CORPA, ALEIX	138366-L	11	12:52.307	2 Voltes	Lleides Motorsport	10

Marge de victòria	Velocitat mitja	Millor temps de volta	Millor vel.	Millor volta per
6.824	103,933	58.378	104,834	22 - ANTONIO SANCHO, JORDI

Cap de cronometratge / Director de Cursa / President del Jurat

Orbits

Copa Catalana Supermotard - Mora d'Ebre

classificat per voltes

SM Road 65-85

Circuit de Mora d'Ebre 1,700 km

Carrera - Primera Màniga

16/09/2018 11:30

Cursa (10:00 i 2 Voltes) started at 11:26:11

Posició	Nº	Nom	Llicència	Voltes	Total Ts	Dif	Club	Punts
SM Road 65								
1	14	MESTRES PLA, ARI	137074-GI	13	12:52.314		MC Circuit Móra	25
2	13	GAYA HERNANDEZ, JORDI	137410-L	13	13:16.726	24.412	Mc. Segre	20
3	93	SERRA GINESTA, MAX	136951-L-AMP	13	13:17.103	24.789	Ch Agramunt	16
4	10	GODINO GOMEZ, RAMON	137357-B	13	13:34.493	42.179	MC C.Taulé	13
5	12	GORDITO MAESTRO, ANTONIO	137214-B	12	13:13.059	1 Volta	Simonety School	11
6	35	GINES CORPA, ALEIX	138366-L	11	12:52.307	2 Voltes	Lleides Motorsport	10
SM Road 85								
1	22	ANTONIO SANCHO, JORDI	137397-T	13	12:45.490		Mec Alcanar	25

Marge de victòria	Velocitat mitja	Millor temps de volta	Millor vel.	Millor volta per
6.824	103,933	58.378	104,834	22 - ANTONIO SANCHO, JORDI

Cap de cronometratge / Director de Cursa / President del Jurat

Orbits

Copa Catalana Supermotard - Mora d'Ebre

Volta a volta

SM Road 65-85

Circuit de Mora d'Ebre 1,700 km

Carrera - Primera Màniga

16/09/2018 11:30

Cursa (10:00 i 2 Voltes) started at 11:26:11

Competidors

	Voltes														
	0	1	2	3	4	5	6	7	8	9	10	11	12	13	
ANTONIO SANCHO, JORDI (22)	1	22	22	22	22	22	22	22	22	22	22	22	22	22	22
SERRA GINESTA, MAX (93)	2	93	93	14	14	14	14	14	14	14	14	14	14	14	14
MESTRES PLA, ARI (14)	3	14	14	93	93	93	93	93	93	13	13	13	13	13	13
GODINO GOMEZ, RAMON (10)	4	10	13	13	13	13	13	13	13	93	93	93	93	93	93
GORDITO MAESTRO, ANTONIO (12)	5	12	10	10	10	10	10	10	10	10	10	10	10	10	10
GINES CORPA, ALEIX (35)	6	35	12	12	12	12	12	12	12	12	12	12	12	12	12
GAYA HERNANDEZ, JORDI (13)	7	13	35	35	35	35	35	35	35	35	35	35	35	35	35

Copa Catalana Supermotard - Mora d'Ebre

SM Road 65-85

Circuit de Mora d'Ebre 1,700 km

Carrera - Primera Màniga

16/09/2018 11:30

Cursa (10:00 i 2 Voltes) started at 11:26:11

Lap	Lap Tm	Diff	Time of Day
(22) ANTONIO SANCHE, JORDI			
1	1:00.243	+1.865	11:27:11.738
2	58.485	+0.107	11:28:10.223
3	58.508	+0.130	11:29:08.731
4	58.506	+0.128	11:30:07.237
5	58.378		11:31:05.615
6	58.448	+0.070	11:32:04.063
7	59.523	+1.145	11:33:03.586
8	58.447	+0.069	11:34:02.033
9	58.613	+0.235	11:35:00.646
10	58.783	+0.405	11:35:59.429
11	58.752	+0.374	11:36:58.181
12	58.995	+0.617	11:37:57.176
13	59.809	+1.431	11:38:56.985

Lap	Lap Tm	Diff	Time of Day
(14) MESTRES PLA, ARI			
1	1:02.078	+3.590	11:27:13.778
2	1:01.075	+2.587	11:28:14.853
3	58.774	+0.286	11:29:13.627
4	58.666	+0.178	11:30:12.293
5	58.488		11:31:10.781
6	59.161	+0.673	11:32:09.942
7	59.359	+0.871	11:33:09.301
8	58.911	+0.423	11:34:08.212
9	59.151	+0.663	11:35:07.363
10	58.971	+0.483	11:36:06.334
11	58.960	+0.472	11:37:05.294
12	59.608	+1.120	11:38:04.902
13	58.907	+0.419	11:39:03.809

Lap	Lap Tm	Diff	Time of Day
(13) GAYA HERNANDEZ, JORDI			
1	1:02.712	+2.242	11:27:15.408
2	1:01.438	+0.968	11:28:16.846
3	1:01.079	+0.609	11:29:17.925
4	1:00.696	+0.226	11:30:18.621
5	1:00.470		11:31:19.091
6	1:00.767	+0.297	11:32:19.858
7	1:00.921	+0.451	11:33:20.779
8	1:01.066	+0.596	11:34:21.845
9	1:01.358	+0.888	11:35:23.203
10	1:00.980	+0.510	11:36:24.183
11	1:01.248	+0.778	11:37:25.431
12	1:01.516	+1.046	11:38:26.947
13	1:01.274	+0.804	11:39:28.221

Lap	Lap Tm	Diff	Time of Day
(93) SERRA GINESTA, MAX			
1	1:01.934	+1.156	11:27:13.610
2	1:01.829	+1.051	11:28:15.439
3	1:01.076	+0.298	11:29:16.515
4	1:00.964	+0.186	11:30:17.479
5	1:00.939	+0.161	11:31:18.418
6	1:01.012	+0.234	11:32:19.430
7	1:00.778		11:33:20.208
8	1:01.470	+0.692	11:34:21.678
9	1:02.032	+1.254	11:35:23.710
10	1:00.849	+0.071	11:36:24.559
11	1:01.043	+0.265	11:37:25.602
12	1:01.490	+0.712	11:38:27.092
13	1:01.506	+0.728	11:39:28.598

Lap	Lap Tm	Diff	Time of Day
(10) GODINO GOMEZ, RAMON			
1	1:03.929	+2.696	11:27:15.856
2	1:01.539	+0.306	11:28:17.395
3	1:01.523	+0.290	11:29:18.918
4	1:01.233		11:30:20.151

Lap	Lap Tm	Diff	Time of Day
5	1:02.271	+1.038	11:31:22.422
6	1:01.872	+0.639	11:32:24.294
7	1:02.130	+0.897	11:33:26.424
8	1:02.514	+1.281	11:34:28.938
9	1:03.600	+2.367	11:35:32.538
10	1:02.849	+1.616	11:36:35.387
11	1:03.238	+2.005	11:37:38.625
12	1:03.224	+1.991	11:38:41.849
13	1:04.139	+2.906	11:39:45.988

Lap	Lap Tm	Diff	Time of Day
(12) GORDITO MAESTRO, ANTONIO			
1	1:07.160	+1.597	11:27:19.570
2	1:05.563		11:28:25.133
3	1:05.593	+0.030	11:29:30.726
4	1:05.902	+0.339	11:30:36.628
5	1:06.033	+0.470	11:31:42.661
6	1:06.236	+0.673	11:32:48.897
7	1:05.916	+0.353	11:33:54.813
8	1:06.019	+0.456	11:35:00.832
9	1:06.253	+0.690	11:36:07.085
10	1:05.708	+0.145	11:37:12.793
11	1:05.781	+0.218	11:38:18.574
12	1:05.980	+0.417	11:39:24.554

Lap	Lap Tm	Diff	Time of Day
(35) GINES CORPA, ALEIX			
1	1:12.041	+2.921	11:27:24.556
2	1:09.545	+0.425	11:28:34.101
3	1:09.576	+0.456	11:29:43.677
4	1:09.937	+0.817	11:30:53.614
5	1:09.681	+0.561	11:32:03.295
6	1:10.574	+1.454	11:33:13.869
7	1:09.120		11:34:22.989
8	1:10.041	+0.921	11:35:33.030
9	1:09.588	+0.468	11:36:42.618
10	1:11.125	+2.005	11:37:53.743
11	1:10.059	+0.939	11:39:03.802

Copa Catalana Supermotard - Mora d'Ebre

classificat per voltes

SM Road 65-85

Circuit de Mora d'Ebre 1,700 km

Carrera - Segona Màniga

16/09/2018 13:00

Cursa (10:00 i 1 Voltes) started at 12:58:16

Posició	Nº	Nom	Llicència	Voltes	Total Ts	Dif	Club	Punts
1	22	ANTONIO SANCHO, JORDI	137397-T	13	12:47.323		Mec Alcanar	25
2	14	MESTRES PLA, ARI	137074-GI	13	12:57.256	9.933	MC Circuit Móra	25
3	13	GAYA HERNANDEZ, JORDI	137410-L	13	13:19.002	31.679	Mc. Segre	20
4	93	SERRA GINESTA, MAX	136951-L-AMP	13	13:25.616	38.293	Ch Agramunt	16
5	10	GODINO GOMEZ, RAMON	137357-B	13	13:31.837	44.514	MC C.Taulé	13
6	12	GORDITO MAESTRO, ANTONIO	137214-B	12	13:02.474	1 Volta	Simonety School	11
7	35	GINES CORPA, ALEIX	138366-L	12	13:40.275	1 Volta	Lleides Motorsport	10

Marge de victòria	Velocitat mitja	Millor temps de volta	Millor vel.	Millor volta per
9.933	103,685	58.598	104,440	22 - ANTONIO SANCHO, JORDI

Cap de cronometratge / Director de Cursa / President del Jurat

Orbits

Copa Catalana Supermotard - Mora d'Ebre

classificat per voltes

SM Road 65-85

Circuit de Mora d'Ebre 1,700 km

Carrera - Segona Màniga

16/09/2018 13:00

Cursa (10:00 i 1 Voltes) started at 12:58:16

Posició	Nº	Nom	Llicència	Voltes	Total Ts	Dif	Club	Punts
SM Road 65								
1	14	MESTRES PLA, ARI	137074-GI	13	12:57.256		MC Circuit Móra	25
2	13	GAYA HERNANDEZ, JORDI	137410-L	13	13:19.002	21.746	Mc. Segre	20
3	93	SERRA GINESTA, MAX	136951-L-AMP	13	13:25.616	28.360	Ch Agramunt	16
4	10	GODINO GOMEZ, RAMON	137357-B	13	13:31.837	34.581	MC C.Taulé	13
5	12	GORDITO MAESTRO, ANTONIO	137214-B	12	13:02.474	1 Volta	Simonety School	11
6	35	GINES CORPA, ALEIX	138366-L	12	13:40.275	1 Volta	Lleides Motorsport	10
SM Road 85								
1	22	ANTONIO SANCHO, JORDI	137397-T	13	12:47.323		Mec Alcanar	25

Marge de victòria	Velocitat mitja	Millor temps de volta	Millor vel.	Millor volta per
9.933	103,685	58.598	104,440	22 - ANTONIO SANCHO, JORDI

Cap de cronometratge / Director de Cursa / President del Jurat

Orbits

Copa Catalana Supermotard - Mora d'Ebre

Volta a volta

SM Road 65-85

Circuit de Mora d'Ebre 1,700 km

Carrera - Segona Màniga

16/09/2018 13:00

Cursa (10:00 i 1 Voltes) started at 12:58:16

Competidors

	Voltes														
	0	1	2	3	4	5	6	7	8	9	10	11	12	13	
ANTONIO SANCHO, JORDI (22)	1	22	22	22	22	22	22	22	22	22	22	22	22	22	22
SERRA GINESTA, MAX (93)	2	93	13	13	13	14	14	14	14	14	14	14	14	14	14
GAYA HERNANDEZ, JORDI (13)	3	13	93	14	14	13	13	13	13	13	13	13	13	13	13
GODINO GOMEZ, RAMON (10)	4	10	14	93	93	93	93	93	93	93	93	93	93	93	93
MESTRES PLA, ARI (14)	5	14	10	10	10	10	10	10	10	10	10	10	10	10	10
GINES CORPA, ALEIX (35)	6	35	12	12	12	12	12	12	12	12	12	12	12	12	12
GORDITO MAESTRO, ANTONIO (12)	7	12	35	35	35	35	35	35	35	35	35	35	35	35	35

Copa Catalana Supermotard - Mora d'Ebre

SM Road 65-85

Circuit de Mora d'Ebre 1,700 km

Carrera - Segona Màniga

16/09/2018 13:00

Cursa (10:00 i 1 Voltes) started at 12:58:16

Lap	Lap Tm	Diff	Time of Day
(22) ANTONIO SANCHE, JORDI			
1	1:00.065	+1.467	12:59:16.150
2	58.797	+0.199	13:00:14.947
3	58.598		13:01:13.545
4	58.925	+0.327	13:02:12.470
5	58.641	+0.043	13:03:11.111
6	59.017	+0.419	13:04:10.128
7	58.600	+0.002	13:05:08.728
8	59.045	+0.447	13:06:07.773
9	59.125	+0.527	13:07:06.898
10	59.308	+0.710	13:08:06.206
11	58.908	+0.310	13:09:05.114
12	59.168	+0.570	13:10:04.282
13	59.126	+0.528	13:11:03.408

Lap	Lap Tm	Diff	Time of Day
(14) MESTRES PLA, ARI			
1	1:02.180	+3.330	12:59:18.661
2	1:01.005	+2.155	13:00:19.666
3	1:01.265	+2.415	13:01:20.931
4	1:00.343	+1.493	13:02:21.274
5	58.850		13:03:20.124
6	58.945	+0.095	13:04:19.069
7	58.989	+0.139	13:05:18.058
8	59.353	+0.503	13:06:17.411
9	59.030	+0.180	13:07:16.441
10	59.412	+0.562	13:08:15.853
11	59.274	+0.424	13:09:15.127
12	58.885	+0.035	13:10:14.012
13	59.329	+0.479	13:11:13.341

Lap	Lap Tm	Diff	Time of Day
(13) GAYA HERNANDEZ, JORDI			
1	1:01.940	+1.374	12:59:18.192
2	1:01.323	+0.757	13:00:19.515
3	1:01.235	+0.669	13:01:20.750
4	1:01.058	+0.492	13:02:21.808
5	1:00.566		13:03:22.374
6	1:01.262	+0.696	13:04:23.636
7	1:01.438	+0.872	13:05:25.074
8	1:01.419	+0.853	13:06:26.493
9	1:01.645	+1.079	13:07:28.138
10	1:02.179	+1.613	13:08:30.317
11	1:01.591	+1.025	13:09:31.908
12	1:01.488	+0.922	13:10:33.396
13	1:01.691	+1.125	13:11:35.087

Lap	Lap Tm	Diff	Time of Day
(93) SERRA GINESTA, MAX			
1	1:02.281	+1.216	12:59:18.470
2	1:01.906	+0.841	13:00:20.376
3	1:01.137	+0.072	13:01:21.513
4	1:01.065		13:02:22.578
5	1:02.126	+1.061	13:03:24.704
6	1:01.359	+0.294	13:04:26.063
7	1:01.448	+0.383	13:05:27.511
8	1:01.156	+0.091	13:06:28.667
9	1:05.232	+4.167	13:07:33.899
10	1:01.766	+0.701	13:08:35.665
11	1:02.434	+1.369	13:09:38.099
12	1:01.786	+0.721	13:10:39.885
13	1:01.816	+0.751	13:11:41.701

Lap	Lap Tm	Diff	Time of Day
(10) GODINO GOMEZ, RAMON			
1	1:04.345	+2.661	12:59:20.766
2	1:03.130	+1.446	13:00:23.896
3	1:02.409	+0.725	13:01:26.305
4	1:02.396	+0.712	13:02:28.701

Lap	Lap Tm	Diff	Time of Day
5	1:02.226	+0.542	13:03:30.927
6	1:02.561	+0.877	13:04:33.488
7	1:02.441	+0.757	13:05:35.929
8	1:02.364	+0.680	13:06:38.293
9	1:01.688	+0.004	13:07:39.981
10	1:01.701	+0.017	13:08:41.682
11	1:01.684		13:09:43.366
12	1:02.315	+0.631	13:10:45.681
13	1:02.241	+0.557	13:11:47.922

Lap	Lap Tm	Diff	Time of Day
(12) GORDITO MAESTRO, ANTONIO			
1	1:06.611	+2.009	12:59:23.513
2	1:05.257	+0.655	13:00:28.770
3	1:05.044	+0.442	13:01:33.814
4	1:04.789	+0.187	13:02:38.603
5	1:04.990	+0.388	13:03:43.593
6	1:04.839	+0.237	13:04:48.432
7	1:05.290	+0.688	13:05:53.722
8	1:04.813	+0.211	13:06:58.535
9	1:04.983	+0.381	13:08:03.518
10	1:05.462	+0.860	13:09:08.980
11	1:04.977	+0.375	13:10:13.957
12	1:04.602		13:11:18.559


Lap	Lap Tm	Diff	Time of Day
(35) GINES CORPA, ALEIX			
1	1:09.923	+2.883	12:59:26.809
2	1:08.094	+1.054	13:00:34.903
3	1:07.983	+0.943	13:01:42.886
4	1:08.544	+1.504	13:02:51.430
5	1:08.883	+1.843	13:04:00.313
6	1:08.348	+1.308	13:05:08.661
7	1:07.040		13:06:15.701
8	1:08.349	+1.309	13:07:24.050
9	1:08.514	+1.474	13:08:32.564
10	1:07.624	+0.584	13:09:40.188
11	1:07.444	+0.404	13:10:47.632
12	1:08.728	+1.688	13:11:56.360

Copa Catalana Supermotard - Mora d'Ebre

SM Road 65-85

Circuit de Mora d'Ebre 1,700 km

Entrenaments Qualificatius



sició	Nº	Nom	Moto	Millor Ts total	R1. Millor Tm	R2. Millor Tm	Club	classe
1	22	ANTONIO SANCHO, JORDI	KTM	59.206	1:00.887	59.206	Mec Alcanar	SM Road 85
2	14	MESTRES PLA, ARI	KTM	59.559	1:02.826	59.559	MC Circuit Móra	SM Road 65
3	93	SERRA GINESTA, MAX	KTM	1:01.367	1:02.784	1:01.367	Ch Agramunt	SM Road 65
4	13	GAYA HERNANDEZ, JORDI	SIN MARCA	1:02.462	1:03.329	1:02.462	Mc. Segre	SM Road 65
5	10	GODINO GOMEZ, RAMON	KTM	1:02.645	1:03.655	1:02.645	MC C.Taulé	SM Road 65
6	12	GORDITO MAESTRO, ANTONIO	SIN MARCA	1:05.247	1:07.260	1:05.247	Simonety School	SM Road 65
7	35	GINES CORPA, ALEIX	KTM	1:08.787	1:14.443	1:08.787	Lleides Motorsport	SM Road 65

Copa Catalana Supermotard - Mora d'Ebre

Ordenat per la volta més ràpida

SM Road 65-85

Circuit de Mora d'Ebre 1,700 km

Entrenaments Qualificatius 1

16/09/2018 09:30

Classificació (10:00 Temps) started at 9:32:56

posició	Nº	Nom	Millor Tm	Dif	Diferència	En volta	Club	classe
1	22	ANTONIO SANCHO, JORDI	1:00.887			3	Mec Alcanar	SM Road 85
2	93	SERRA GINESTA, MAX	1:02.784	1.897	1.897	8	Ch Agramunt	SM Road 65
3	14	MESTRES PLA, ARI	1:02.826	1.939	0.042	8	MC Circuit Móra	SM Road 65
4	13	GAYA HERNANDEZ, JORDI	1:03.329	2.442	0.503	8	Mc. Segre	SM Road 65
5	10	GODINO GOMEZ, RAMON	1:03.655	2.768	0.326	6	MC C.Taulé	SM Road 65
6	12	GORDITO MAESTRO, ANTONIO	1:07.260	6.373	3.605	4	Simonety School	SM Road 65
7	35	GINES CORPA, ALEIX	1:14.443	13.556	7.183	3	Lleides Motorsport	SM Road 65

Copa Catalana Supermotard - Mora d'Ebre

SM Road 65-85

Circuit de Mora d'Ebre 1,700 km

Entrenaments Qualificatius 1

16/09/2018 09:30

Classificació (10:00 Temps) started at 9:32:56

Lap	Lap Tm	Diff	Time of Day
(22) ANTONIO SANCHE, JORDI			
1	1:06.329	+5.442	9:35:27.527
2	1:01.428	+0.541	9:36:28.955
3	1:00.887		9:37:29.842
4	3:04.235	+2:03.348	9:40:34.077
5	1:43.040	+42.153	9:42:17.117
6	1:00.955	+0.068	9:43:18.072

Lap	Lap Tm	Diff	Time of Day
(93) SERRA GINESTA, MAX			
1	1:07.637	+4.853	9:35:29.961
2	1:06.017	+3.233	9:36:35.978
3	1:03.414	+0.630	9:37:39.392
4	1:03.291	+0.507	9:38:42.683
5	1:03.401	+0.617	9:39:46.084
6	1:03.639	+0.855	9:40:49.723
7	1:04.998	+2.214	9:41:54.721
8	1:02.784		9:42:57.505

Lap	Lap Tm	Diff	Time of Day
(14) MESTRES PLA, ARI			
1	1:09.938	+7.112	9:35:29.844
2	1:05.887	+3.061	9:36:35.731
3	1:04.475	+1.649	9:37:40.206
4	1:03.343	+0.517	9:38:43.549
5	1:03.135	+0.309	9:39:46.684
6	1:03.344	+0.518	9:40:50.028
7	1:03.835	+1.009	9:41:53.863
8	1:02.826		9:42:56.689
9	1:05.029	+2.203	9:44:01.718

Lap	Lap Tm	Diff	Time of Day
(13) GAYA HERNANDEZ, JORDI			
1	1:07.713	+4.384	9:35:22.365
2	1:06.571	+3.242	9:36:28.936
3	1:05.268	+1.939	9:37:34.204
4	1:06.582	+3.253	9:38:40.786
5	1:05.124	+1.795	9:39:45.910
6	1:05.477	+2.148	9:40:51.387
7	1:03.809	+0.480	9:41:55.196
8	1:03.329		9:42:58.525

Lap	Lap Tm	Diff	Time of Day
(10) GODINO GOMEZ, RAMON			
1	1:10.935	+7.280	9:35:31.061
2	1:05.542	+1.887	9:36:36.603
3	1:04.662	+1.007	9:37:41.265
4	1:04.150	+0.495	9:38:45.415
5	1:03.769	+0.114	9:39:49.184
6	1:03.655		9:40:52.839
7	1:04.373	+0.718	9:41:57.212
8	1:04.167	+0.512	9:43:01.379

Lap	Lap Tm	Diff	Time of Day
(12) GORDITO MAESTRO, ANTONIO			
1	1:10.348	+3.088	9:37:24.458
2	4:23.019	+3:15.759	9:41:47.477
3	1:07.538	+0.278	9:42:55.015
4	1:07.260		9:44:02.275

Lap	Lap Tm	Diff	Time of Day
(35) GINES CORPA, ALEIX			
1	1:15.471	+1.028	9:35:35.403
2	1:15.426	+0.983	9:36:50.829
3	1:14.443		9:38:05.272
4	1:15.092	+0.649	9:39:20.364
5	4:41.341	+3:26.898	9:44:01.705

Copa Catalana Supermotard - Mora d'Ebre

Ordenat per la volta més ràpida

SM Road 65-85

Circuit de Mora d'Ebre 1,700 km

Entrenaments Qualificatius 2

16/09/2018 10:15

Classificació (10:00 Temps) started at 10:17:44

posició	Nº	Nom	Millor Tm	Dif	Diferència	En volta	Club	classe
1	22	ANTONIO SANCHO, JORDI	59.206			8	Mec Alcanar	SM Road 85
2	14	MESTRES PLA, ARI	59.559	0.353	0.353	9	MC Circuit Móra	SM Road 65
3	93	SERRA GINESTA, MAX	1:01.367	2.161	1.808	1	Ch Agramunt	SM Road 65
4	13	GAYA HERNANDEZ, JORDI	1:02.462	3.256	1.095	7	Mc. Segre	SM Road 65
5	10	GODINO GOMEZ, RAMON	1:02.645	3.439	0.183	7	MC C.Taulé	SM Road 65
6	12	GORDITO MAESTRO, ANTONIO	1:05.247	6.041	2.602	8	Simonety School	SM Road 65
7	35	GINES CORPA, ALEIX	1:08.787	9.581	3.540	4	Lleides Motorsport	SM Road 65

Copa Catalana Supermotard - Mora d'Ebre

SM Road 65-85

Circuit de Mora d'Ebre 1,700 km

Entrenaments Qualificatius 2

16/09/2018 10:15

Classificació (10:00 Temps) started at 10:17:44

Lap	Lap Tm	Diff	Time of Day
(22) ANTONIO SANCHE, JORDI			
1	1:00.757	+1.551	10:20:13.492
2	1:00.118	+0.912	10:21:13.610
3	1:00.115	+0.909	10:22:13.725
4	59.993	+0.787	10:23:13.718
5	59.775	+0.569	10:24:13.493
6	1:00.572	+1.366	10:25:14.065
7	59.883	+0.677	10:26:13.948
8	59.206		10:27:13.154
9	59.287	+0.081	10:28:12.441

Lap	Lap Tm	Diff	Time of Day
(14) MESTRES PLA, ARI			
1	1:02.602	+3.043	10:20:27.583
2	1:01.845	+2.286	10:21:29.428
3	1:00.565	+1.006	10:22:29.993
4	1:00.494	+0.935	10:23:30.487
5	1:00.454	+0.895	10:24:30.941
6	1:01.232	+1.673	10:25:32.173
7	1:00.323	+0.764	10:26:32.496
8	1:00.315	+0.756	10:27:32.811
9	59.559		10:28:32.370

Lap	Lap Tm	Diff	Time of Day
(93) SERRA GINESTA, MAX			
1	1:01.367		10:19:49.237
2	1:01.408	+0.041	10:20:50.645
3	1:01.679	+0.312	10:21:52.324
4	1:03.241	+1.874	10:22:55.565
5	1:02.650	+1.283	10:23:58.215
6	1:02.283	+0.916	10:25:00.498
7	1:01.835	+0.468	10:26:02.333
8	1:01.723	+0.356	10:27:04.056
9	1:01.830	+0.463	10:28:05.886

Lap	Lap Tm	Diff	Time of Day
(13) GAYA HERNANDEZ, JORDI			
1	1:05.288	+2.826	10:19:56.463
2	1:04.467	+2.005	10:21:00.930
3	1:03.446	+0.984	10:22:04.376
4	1:02.948	+0.486	10:23:07.324
5	1:03.253	+0.791	10:24:10.577
6	1:03.501	+1.039	10:25:14.078
7	1:02.462		10:26:16.540
8	1:03.205	+0.743	10:27:19.745
9	1:02.763	+0.301	10:28:22.508

Lap	Lap Tm	Diff	Time of Day
(10) GODINO GOMEZ, RAMON			
1	1:04.508	+1.863	10:19:58.194
2	1:03.504	+0.859	10:21:01.698
3	1:03.218	+0.573	10:22:04.916
4	1:02.760	+0.115	10:23:07.676
5	1:03.278	+0.633	10:24:10.954
6	1:03.581	+0.936	10:25:14.535
7	1:02.645		10:26:17.180
8	1:02.925	+0.280	10:27:20.105
9	1:04.026	+1.381	10:28:24.131

Lap	Lap Tm	Diff	Time of Day
(12) GORDITO MAESTRO, ANTONIO			
1	1:06.287	+1.040	10:20:43.803
2	1:05.982	+0.735	10:21:49.785
3	1:05.824	+0.577	10:22:55.609
4	1:07.094	+1.847	10:24:02.703
5	1:05.836	+0.589	10:25:08.539
6	1:05.705	+0.458	10:26:14.244
7	1:05.435	+0.188	10:27:19.679
8	1:05.247		10:28:24.926

Lap	Lap Tm	Diff	Time of Day
(35) GINES CORPA, ALEIX			
1	1:13.806	+5.019	10:22:54.543
2	1:09.396	+0.609	10:24:03.939
3	1:10.745	+1.958	10:25:14.684
4	1:08.787		10:26:23.471
5	1:09.307	+0.520	10:27:32.778
6	1:09.009	+0.222	10:28:41.787

Lap	Lap Tm	Diff	Time of Day
-----	--------	------	-------------