


Copa Catalana Supermotard - Vic

SM 1-2-3

Circuit d'Osona 1,200 km

Classificació FINAL



Posició	Nº	Nom	Llicència	Club	R1.	R2.	Total punts
SM 1							
1	1	GIMENEZ LOPEZ, DAVID	137693-L	Mc Lleida	25	25	50
2	122	LLADOS SOLE, JOAN	137350-L	Mc Lleida	20	20	40
3	43	URRA LOPEZ, FERNANDO	235928-NA	Mc. Ziki Team	16	16	32
4	189	PALOMINO MEJIA, LUIS FELIPE	138936-L	Mc Lleida	13	13	26
5	21	DANIEL MARTINO, CARLOS	137335-B	MC Circuit Móra	11	11	22
SM 2							
1	213	GAYA HERNANDEZ, JAUME	137067-L	Mc. Segre	25	25	50
2	82	FORD DUNN, LORIS	248857-V	Ctat. Albaida	13	20	33
3	15	FERNANDEZ RODRIGUEZ, AARON	137783-B	Esc. Osona	16	16	32
4	96	RUIZ FRANCISCO, JOAN	138660-T	MC Circuit Móra	20	0	20
5	73	RODRIGUEZ MESA, ALEJANDRO	137164-B	Mc Lleida	11	0	11
SM 3							
1	114	HERNANDEZ BAREA, JOSE LUIS	138009-B	Mc St.Celoni	25	25	50
2	69	SORRIBES PORTA, IGNASI	137522-T	MC Circuit Móra	20	20	40
3	9	MONEYRON , BRUNO	138932-B	Independiente	16	16	32
4	4	ROSSELL HERNANDEZ, XAVIER	138699-B	Esc. Osona	13	13	26

Copa Catalana Supermotard - Vic

classificat per voltes

SM 1-2-3

Circuit d'Osona 1,200 km

Carrera - Primera Màniga

27/05/2018 11:00

Cursa (12:00 i 2 Voltes) started at 10:59:39

Posició	Nº	Nom	Llicència	Voltes	Total Ts	Dif	Club	Punts
SM 1								
1	1	GIMENEZ LOPEZ, DAVID	137693-L	13	14:36.165		Mc Lleida	25
2	122	LLADOS SOLE, JOAN	137350-L	13	15:00.313	24.148	Mc Lleida	20
3	43	URRA LOPEZ, FERNANDO	235928-NA	13	15:19.327	43.162	Mc. Ziki Team	16
4	189	PALOMINO MEJIA, LUIS FELIPE	138936-L	13	15:22.789	46.624	Mc Lleida	13
5	21	DANIEL MARTINO, CARLOS	137335-B	13	15:48.621	1:12.456	MC Circuit Móra	11
SM 2								
1	213	GAYA HERNANDEZ, JAUME	137067-L	13	14:39.922		Mc. Segre	25
2	96	RUIZ FRANCISCO, JOAN	138660-T	13	15:15.032	35.110	MC Circuit Móra	20
3	15	FERNANDEZ RODRIGUEZ, AARON	137783-B	13	15:48.248	1:08.326	Esc. Osona	16
4	82	FORD DUNN, LORIS	248857-V	13	15:53.309	1:13.387	Ctat. Albaida	13
5	73	RODRIGUEZ MESA, ALEJANDRO	137164-B	12	14:51.387	1 Volta	Mc Lleida	11
SM 3								
1	114	HERNANDEZ BAREA, JOSE LUIS	138009-B	13	15:50.441		Mc St.Celoni	25
2	69	SORRIBES PORTA, IGNASI	137522-T	13	16:08.670	18.229	MC Circuit Móra	20
3	9	MONEYRON , BRUNO	138932-B	12	14:57.117	1 Volta	Independiente	16
4	4	ROSSELL HERNANDEZ, XAVIER	138699-B	12	15:15.033	1 Volta	Esc. Osona	13

Marge de victòria	Velocitat mitja	Millor temps de volta	Millor vel.	Millor volta per
3.757	64,098	51.315	84,186	21 - DANIEL MARTINO, CARLOS

Cap de cronometratge / Director de Cursa / President del Jurat

Orbits

Copa Catalana Supermotard - Vic

classificat per voltes

SM 1-2-3

Circuit d'Osona 1,200 km

Carrera - Primera Màniga

27/05/2018 11:00

Cursa (12:00 i 2 Voltes) started at 10:59:39

Posició	Nº	Nom	Llicència	Voltes	Total Ts	Dif	Club	Punts
1	1	GIMENEZ LOPEZ, DAVID	137693-L	13	14:36.165		Mc Lleida	25
2	213	GAYA HERNANDEZ, JAUME	137067-L	13	14:39.922	3.757	Mc. Segre	25
3	122	LLADOS SOLE, JOAN	137350-L	13	15:00.313	24.148	Mc Lleida	20
4	96	RUIZ FRANCISCO, JOAN	138660-T	13	15:15.032	38.867	MC Circuit Móra	20
5	43	URRA LOPEZ, FERNANDO	235928-NA	13	15:19.327	43.162	Mc. Ziki Team	16
6	189	PALOMINO MEJIA, LUIS FELIPE	138936-L	13	15:22.789	46.624	Mc Lleida	13
7	15	FERNANDEZ RODRIGUEZ, AARON	137783-B	13	15:48.248	1:12.083	Esc. Osona	16
8	21	DANIEL MARTINO, CARLOS	137335-B	13	15:48.621	1:12.456	MC Circuit Móra	11
9	114	HERNANDEZ BAREA, JOSE LUIS	138009-B	13	15:50.441	1:14.276	Mc St.Celoni	25
10	82	FORD DUNN, LORIS	248857-V	13	15:53.309	1:17.144	Ctat. Albaida	13
11	69	SORRIBES PORTA, IGNASI	137522-T	13	16:08.670	1:32.505	MC Circuit Móra	20
12	73	RODRIGUEZ MESA, ALEJANDRO	137164-B	12	14:51.387	1 Volta	Mc Lleida	11
13	9	MONEYRON , BRUNO	138932-B	12	14:57.117	1 Volta	Independiente	16
14	4	ROSSELL HERNANDEZ, XAVIER	138699-B	12	15:15.033	1 Volta	Esc. Osona	13

Marge de victòria

Velocitat mitja

Millor temps de volta Millor vel.

Millor volta per

3.757

64,098

51.315

84,186

21 - DANIEL MARTINO, CARLOS

Cap de cronometratge / Director de Cursa / President del Jurat

Orbits

Copa Catalana Supermotard - Vic

classificat per voltes

SM 1-2-3

Circuit d'Osona 1,200 km

Carrera - Segona Màniga

27/05/2018 12:30

Cursa (12:00 i 2 Voltes) started at 12:38:36

Pos.	Núm.	Cognoms i Nom	Llicència	Voltes	Total Ts	Dif	Millor Tm	Club	Punts
1	1	GIMENEZ LOPEZ, DAVID	137693-L	13	14:59.881		1:08.445	Mc Lleida	25
2	213	GAYA HERNANDEZ, JAUME	137067-L	13	15:04.346	4.465	1:08.342	Mc. Segre	25
3	122	LLADOS SOLE, JOAN	137350-L	13	15:05.307	5.426	1:08.748	Mc Lleida	20
4	43	URRA LOPEZ, FERNANDO	235928-NA	13	15:31.376	31.495	1:10.745	Mc. Ziki Team	16
5	82	FORD DUNN, LORIS	248857-V	13	15:42.591	42.710	1:11.371	Ctat. Albaida	20
6	15	FERNANDEZ RODRIGUEZ, AARON	137783-B	13	15:43.546	43.665	1:11.226	Esc. Osona	16
7	114	HERNANDEZ BAREA, JOSE LUIS	138009-B	13	15:45.656	45.775	1:11.677	Mc St.Celoni	25
8	189	PALOMINO MEJIA, LUIS FELIPE	138936-L	13	15:47.340	47.459	1:11.494	Mc Lleida	13
9	69	SORRIBES PORTA, IGNASI	137522-T	13	16:11.869	1:11.988	1:12.982	MC Circuit Móra	20
10	21	DANIEL MARTINO, CARLOS	137335-B	12	15:11.914	1 Volta	1:11.252	MC Circuit Móra	11
11	9	MONEYRON , BRUNO	138932-B	12	16:06.688	1 Volta	1:16.459	Independiente	16
12	4	ROSSELL HERNANDEZ, XAVIER	138699-B	12	16:14.198	1 Volta	1:15.903	Esc. Osona	13

No classificat

NT	96	RUIZ FRANCISCO, JOAN	138660-T	11	13:19.521	NT	1:10.763	MC Circuit Móra	0
NT	73	RODRIGUEZ MESA, ALEJANDRO	137164-B		1.112	NT		Mc Lleida	0

Margin of Victory	Avg. Speed	Best Lap Tm	Best Spd	Best Lap by
4.465	62,408	1:08.342	63,211	213 - GAYA HERNANDEZ, JAUME

Cap de cronometratge / Director de Cursa / President del Jurat

Orbits

Copa Catalana Supermotard - Vic

classificat per voltes

SM 1-2-3

Circuit d'Osona 1,200 km

Carrera - Segona Màniga

27/05/2018 12:30

Cursa (12:00 i 2 Voltes) started at 12:38:36

Pos.	Núm.	Cognoms i Nom	Llicència	Voltes	Total Ts	Dif	Millor Tm	Club	Punts
SM 1									
1	1	GIMENEZ LOPEZ, DAVID	137693-L	13	14:59.881		1:08.445	Mc Lleida	25
2	122	LLADOS SOLE, JOAN	137350-L	13	15:05.307	5.426	1:08.748	Mc Lleida	20
3	43	URRA LOPEZ, FERNANDO	235928-NA	13	15:31.376	31.495	1:10.745	Mc. Ziki Team	16
4	189	PALOMINO MEJIA, LUIS FELIPE	138936-L	13	15:47.340	47.459	1:11.494	Mc Lleida	13
5	21	DANIEL MARTINO, CARLOS	137335-B	12	15:11.914	1 Volta	1:11.252	MC Circuit Móra	11

SM 2

1	213	GAYA HERNANDEZ, JAUME	137067-L	13	15:04.346		1:08.342	Mc. Segre	25
2	82	FORD DUNN, LORIS	248857-V	13	15:42.591	38.245	1:11.371	Ctat. Albaida	20
3	15	FERNANDEZ RODRIGUEZ, AARON	137783-B	13	15:43.546	39.200	1:11.226	Esc. Osona	16

No classificat

NT	96	RUIZ FRANCISCO, JOAN	138660-T	11	13:19.521		1:10.763	MC Circuit Móra	0
NT	73	RODRIGUEZ MESA, ALEJANDRO	137164-B		1.112			Mc Lleida	0

SM 3

1	114	HERNANDEZ BAREA, JOSE LUIS	138009-B	13	15:45.656		1:11.677	Mc St.Celoni	25
2	69	SORRIBES PORTA, IGNASI	137522-T	13	16:11.869	26.213	1:12.982	MC Circuit Móra	20
3	9	MONEYRON , BRUNO	138932-B	12	16:06.688	1 Volta	1:16.459	Independiente	16
4	4	ROSSELL HERNANDEZ, XAVIER	138699-B	12	16:14.198	1 Volta	1:15.903	Esc. Osona	13

Margin of Victory	Avg. Speed	Best Lap Tm	Best Spd	Best Lap by
4.465	62,408	1:08.342	63,211	213 - GAYA HERNANDEZ, JAUME

Cap de cronometratge / Director de Cursa / President del Jurat

Orbits

Copa Catalana Supermotard - Vic

Volta a volta


SM 1-2-3

Circuit d'Osona 1,200 km

Carrera - Segona Màniga

27/05/2018 12:30

Cursa (12:00 i 2 Voltes) started at 12:38:36



Competidors

Voltes


	0	1	2	3	4	5	6	7	8	9	10	11	12	13
GIMENEZ LOPEZ, DAVID (1)	1	1	1	1	1	1	1	1	1	1	1	1	1	1
GAYA HERNANDEZ, JAUME (213)	2	213	122	122	122	122	122	122	122	122	122	122	213	213
LLADOS SOLE, JOAN (122)	3	122	43	213	213	213	213	213	213	213	213	213	122	122
URRA LOPEZ, FERNANDO (43)	4	43	213	43	43	43	43	43	43	43	43	43	43	43
HERNANDEZ BAREA, JOSE LUIS (114)	5	114	96	96	96	96	96	96	96	96	96	96	114	82
RUIZ FRANCISCO, JOAN (96)	6	96	114	114	114	114	114	114	114	114	114	114	15	15
DANIEL MARTINO, CARLOS (21)	7	21	189	189	189	189	189	189	189	189	189	189	82	114
FORD DUNN, LORIS (82)	8	82	15	15	15	15	15	15	15	15	15	15	96	189
FERNANDEZ RODRIGUEZ, AARON (15)	9	15	82	82	82	82	82	82	82	82	82	82	189	69
PALOMINO MEJIA, LUIS FELIPE (189)	10	189	69	69	69	69	69	69	69	69	69	69	69	21
RODRIGUEZ MESA, ALEJANDRO (73)	11	73	9	21	21	9	21	21	21	21	21	21	21	9
SORRIBES PORTA, IGNASI (69)	12	69	21	9	9	21	9	9	9	9	9	9	9	4
ROSSELL HERNANDEZ, XAVIER (4)	13	4	4	4	4	4	4	4	4	4	4	4	4	4
MONEYRON , BRUNO (9)	14	9												

Copa Catalana Supermotard - Vic

SM 1-2-3

Circuit d'Osona 1,200 km

Entrenaments Qualificatius



sició	Nº	Nom	Moto	Millor Ts total	R1. Millor Tm	2. Millor Tm	Club	classe
1	1	GIMENEZ LOPEZ, DAVID	SUZUKI	1:07.590	1:08.576	1:07.590	Mc Lleida	SM 1
2	213	GAYA HERNANDEZ, JAUME	SUZUKI	1:08.069	1:09.414	1:08.069	Mc. Segre	SM 2
3	122	LLADOS SOLE, JOAN	TM	1:08.182	1:08.830	1:08.182	Mc Lleida	SM 1
4	43	URRA LOPEZ, FERNANDO	HUSQVARN	1:09.906	1:10.035	1:09.906	Mc. Ziki Team	SM 1
5	96	RUIZ FRANCISCO, JOAN	TM	1:10.037	1:11.208	1:10.037	MC Circuit Móra	SM 2
6	21	DANIEL MARTINO, CARLOS	HUSQVARN	1:10.183	1:11.088	1:10.183	MC Circuit Móra	SM 1
7	82	FORD DUNN, LORIS	HUSQVARN	1:10.698	1:11.771	1:10.698	Ctat. Albaida	SM 2
8	114	HERNANDEZ BAREA, JOSE LUIS	TM	1:11.078	1:13.003	1:11.078	Mc St.Celoni	SM 3
9	15	FERNANDEZ RODRIGUEZ, AARON	SUZUKI	1:11.660	1:12.332	1:11.660	Esc. Osona	SM 2
10	73	RODRIGUEZ MESA, ALEJANDRO	SUZUKI	1:11.889	1:12.796	1:11.889	Mc Lleida	SM 2
11	189	PALOMINO MEJIA, LUIS FELIPE	SIN MARCA	1:12.192	1:21.119	1:12.192	Mc Lleida	SM 1
12	69	SORRIBES PORTA, IGNASI	TM	1:13.398	1:14.900	1:13.398	MC Circuit Móra	SM 3
13	9	MONEYRON , BRUNO	SIN MARCA	1:14.991	1:17.486	1:14.991	Independiente	SM 3
14	4	ROSSELL HERNANDEZ, XAVIER	SIN MARCA	1:15.376	1:16.629	1:15.376	Esc. Osona	SM 3

Copa Catalana Supermotard - Vic

Ordenat per la volta més ràpida

SM 1-2-3

Circuit d'Osona 1,200 km

Entrenaments Qualificatius 1

27/05/2018 09:15

Classificació (10:00 Temps) started at 9:16:04

posició	Nº	Nom	Millor Tm	Dif	Diferència	En volta	Club	classe
1	1	GIMENEZ LOPEZ, DAVID	1:08.576			6	Mc Lleida	SM 1
2	122	LLADOS SOLE, JOAN	1:08.830	0.254	0.254	8	Mc Lleida	SM 1
3	213	GAYA HERNANDEZ, JAUME	1:09.414	0.838	0.584	7	Mc. Segre	SM 2
4	43	URRA LOPEZ, FERNANDO	1:10.035	1.459	0.621	6	Mc. Ziki Team	SM 1
5	21	DANIEL MARTINO, CARLOS	1:11.088	2.512	1.053	6	MC Circuit Móra	SM 1
6	96	RUIZ FRANCISCO, JOAN	1:11.208	2.632	0.120	4	MC Circuit Móra	SM 2
7	82	FORD DUNN, LORIS	1:11.771	3.195	0.563	5	Ctat. Albaida	SM 2
8	15	FERNANDEZ RODRIGUEZ, AARON	1:12.332	3.756	0.561	7	Esc. Osona	SM 2
9	73	RODRIGUEZ MESA, ALEJANDRO	1:12.796	4.220	0.464	5	Mc Lleida	SM 2
10	114	HERNANDEZ BAREA, JOSE LUIS	1:13.003	4.427	0.207	6	Mc St.Celoni	SM 3
11	69	SORRIBES PORTA, IGNASI	1:14.900	6.324	1.897	5	MC Circuit Móra	SM 3
12	4	ROSSELL HERNANDEZ, XAVIER	1:16.629	8.053	1.729	4	Esc. Osona	SM 3
13	9	MONEYRON , BRUNO	1:17.486	8.910	0.857	3	Independiente	SM 3
14	189	PALOMINO MEJIA, LUIS FELIPE	1:21.119	12.543	3.633	1	Mc Lleida	SM 1

Copa Catalana Supermotard - Vic

SM 1-2-3

Circuit d'Osona 1,200 km

Entrenaments Qualificatius 1

27/05/2018 09:15

Classificació (10:00 Temps) started at 9:16:04

Lap	Lap Tm	Diff	Time of Day
(1) GIMENEZ LOPEZ, DAVID			
1	1:10.344	+1.768	9:18:33.537
2	1:09.694	+1.118	9:19:43.231
3	1:20.194	+11.618	9:21:03.425
4	1:08.804	+0.228	9:22:12.229
5	1:38.473	+29.897	9:23:50.702
6	1:08.576		9:24:59.278

Lap	Lap Tm	Diff	Time of Day
(122) LLADOS SOLE, JOAN			
1	1:14.867	+6.037	9:18:46.737
2	1:10.598	+1.768	9:19:57.335
3	1:10.718	+1.888	9:21:08.053
4	1:15.753	+6.923	9:22:23.806
5	1:08.945	+0.115	9:23:32.751
6	1:09.112	+0.282	9:24:41.863
7	1:18.412	+9.582	9:26:00.275
8	1:08.830		9:27:09.105

Lap	Lap Tm	Diff	Time of Day
(213) GAYA HERNANDEZ, JAUME			
1	1:20.848	+11.434	9:19:03.008
2	1:10.000	+0.586	9:20:13.008
3	1:09.710	+0.296	9:21:22.718
4	1:09.451	+0.037	9:22:32.169
5	1:24.038	+14.624	9:23:56.207
6	1:20.385	+10.971	9:25:16.592
7	1:09.414		9:26:26.006

Lap	Lap Tm	Diff	Time of Day
(43) URRÀ LOPEZ, FERNANDO			
1	1:15.020	+4.985	9:18:47.429
2	1:10.808	+0.773	9:19:58.237
3	1:10.712	+0.677	9:21:08.949
4	1:15.147	+5.112	9:22:24.096
5	1:10.267	+0.232	9:23:34.363
6	1:10.035		9:24:44.398
7	1:10.046	+0.011	9:25:54.444

Lap	Lap Tm	Diff	Time of Day
(21) DANIEL MARTINO, CARLOS			
1	1:12.764	+1.676	9:19:38.569
2	1:11.296	+0.208	9:20:49.865
3	1:11.270	+0.182	9:22:01.135
4	1:23.677	+12.589	9:23:24.812
5	1:11.386	+0.298	9:24:36.198
6	1:11.088		9:25:47.286
7	1:11.399	+0.311	9:26:58.685

Lap	Lap Tm	Diff	Time of Day
(96) RUIZ FRANCISCO, JOAN			
1	1:18.259	+7.051	9:18:54.538
2	1:13.189	+1.981	9:20:07.727
3	3:08.275	+1:57.067	9:23:16.002
4	1:11.208		9:24:27.210
5	1:12.156	+0.948	9:25:39.366
6	1:21.882	+10.674	9:27:01.248

Lap	Lap Tm	Diff	Time of Day
(82) FORD DUNN, LORIS			
1	1:14.635	+2.864	9:18:41.554
2	1:13.382	+1.611	9:19:54.936
3	1:12.776	+1.005	9:21:07.712
4	1:16.765	+4.994	9:22:24.477
5	1:11.771		9:23:36.248
6	1:23.652	+11.881	9:24:59.900
7	1:12.299	+0.528	9:26:12.199

Lap	Lap Tm	Diff	Time of Day
(15) FERNANDEZ RODRIGUEZ, AARON			
1	1:18.423	+6.091	9:19:09.920
2	1:17.319	+4.987	9:20:27.239

Lap	Lap Tm	Diff	Time of Day
3	1:12.731	+0.399	9:21:39.970
4	1:22.053	+9.721	9:23:02.023
5	1:13.395	+1.063	9:24:15.418
6	1:12.586	+0.254	9:25:28.004
7	1:12.332		9:26:40.336

Lap	Lap Tm	Diff	Time of Day
(73) RODRIGUEZ MESA, ALEJANDRO			
1	1:17.486	+4.690	9:19:11.367
2	1:15.247	+2.451	9:20:26.614
3	1:21.493	+8.697	9:21:48.107
4	1:13.464	+0.668	9:23:01.571
5	1:12.796		9:24:14.367
6	1:19.521	+6.725	9:25:33.888
7	1:13.555	+0.759	9:26:47.443

Lap	Lap Tm	Diff	Time of Day
(114) HERNANDEZ BAREA, JOSE LUIS			
1	1:15.435	+2.432	9:18:50.297
2	1:14.216	+1.213	9:20:04.513
3	1:38.183	+25.180	9:21:42.696
4	1:14.133	+1.130	9:22:56.829
5	1:13.158	+0.155	9:24:09.987
6	1:13.003		9:25:22.990

Lap	Lap Tm	Diff	Time of Day
(69) SORRIBES PORTA, IGNASI			
1	1:15.689	+0.789	9:18:52.093
2	1:16.495	+1.595	9:20:08.588
3	1:31.116	+16.216	9:21:39.704
4	1:18.153	+3.253	9:22:57.857
5	1:14.900		9:24:12.757
6	1:15.853	+0.953	9:25:28.610
7	1:15.839	+0.939	9:26:44.449

Lap	Lap Tm	Diff	Time of Day
(4) ROSSELL HERNANDEZ, XAVIER			
1	1:29.839	+13.210	9:19:26.073
2	1:24.544	+7.915	9:20:50.617
3	1:22.477	+5.848	9:22:13.094
4	1:16.629		9:23:29.723

Lap	Lap Tm	Diff	Time of Day
(9) MONEYRON, BRUNO			
1	1:19.709	+2.223	9:19:21.018
2	1:18.040	+0.554	9:20:39.058
3	1:17.486		9:21:56.544

Lap	Lap Tm	Diff	Time of Day
(189) PALOMINO MEJIA, LUIS FELIPE			
1	1:21.119		9:19:03.486

Copa Catalana Supermotard - Vic

Ordenat per la volta més ràpida

SM 1-2-3

Circuit d'Osona 1,200 km

Entrenaments Qualificatius 2

27/05/2018 10:00

Classificació (10:00 Temps) started at 9:59:54

posició	Nº	Nom	Millor Tm	Dif	Diferència	En volta	Club	classe
1	1	GIMENEZ LOPEZ, DAVID	1:07.590			6	Mc Lleida	SM 1
2	213	GAYA HERNANDEZ, JAUME	1:08.069	0.479	0.479	9	Mc. Segre	SM 2
3	122	LLADOS SOLE, JOAN	1:08.182	0.592	0.113	8	Mc Lleida	SM 1
4	43	URRA LOPEZ, FERNANDO	1:09.906	2.316	1.724	3	Mc. Ziki Team	SM 1
5	96	RUIZ FRANCISCO, JOAN	1:10.037	2.447	0.131	6	MC Circuit Móra	SM 2
6	21	DANIEL MARTINO, CARLOS	1:10.183	2.593	0.146	4	MC Circuit Móra	SM 1
7	82	FORD DUNN, LORIS	1:10.698	3.108	0.515	5	Ctat. Albaida	SM 2
8	114	HERNANDEZ BAREA, JOSE LUIS	1:11.078	3.488	0.380	3	Mc St.Celoni	SM 3
9	15	FERNANDEZ RODRIGUEZ, AARON	1:11.660	4.070	0.582	9	Esc. Osona	SM 2
10	73	RODRIGUEZ MESA, ALEJANDRO	1:11.889	4.299	0.229	7	Mc Lleida	SM 2
11	189	PALOMINO MEJIA, LUIS FELIPE	1:12.192	4.602	0.303	4	Mc Lleida	SM 1
12	69	SORRIBES PORTA, IGNASI	1:13.398	5.808	1.206	6	MC Circuit Móra	SM 3
13	9	MONEYRON , BRUNO	1:14.991	7.401	1.593	4	Independiente	SM 3
14	4	ROSSELL HERNANDEZ, XAVIER	1:15.376	7.786	0.385	5	Esc. Osona	SM 3

Copa Catalana Supermotard - Vic

SM 1-2-3

Circuit d'Osona 1,200 km

Entrenaments Qualificatius 2

27/05/2018 10:00

Classificació (10:00 Temps) started at 9:59:54

Lap	Lap Tm	Diff	Time of Day
(1) GIMENEZ LOPEZ, DAVID			
1	1:16.379	+8.789	10:01:10.650
2	1:07.859	+0.269	10:02:18.509
3	1:14.400	+6.810	10:03:32.909
4	1:08.091	+0.501	10:04:41.000
5	2:04.863	+57.273	10:06:45.863
6	1:07.590		10:07:53.453
7	1:07.763	+0.173	10:09:01.216

Lap	Lap Tm	Diff	Time of Day
(213) GAYA HERNANDEZ, JAUME			
1	1:19.313	+11.244	10:01:15.614
2	1:12.106	+4.037	10:02:27.720
3	1:13.209	+5.140	10:03:40.929
4	1:08.495	+0.426	10:04:49.424
5	1:08.226	+0.157	10:05:57.650
6	1:08.314	+0.245	10:07:05.964
7	1:18.641	+10.572	10:08:24.605
8	1:08.207	+0.138	10:09:32.812
9	1:08.069		10:10:40.881

Lap	Lap Tm	Diff	Time of Day
(122) LLADOS SOLE, JOAN			
1	1:33.871	+25.689	10:01:29.036
2	1:16.220	+8.038	10:02:45.256
3	1:10.004	+1.822	10:03:55.260
4	1:09.300	+1.118	10:05:04.560
5	1:15.210	+7.028	10:06:19.770
6	1:08.727	+0.545	10:07:28.497
7	1:15.940	+7.758	10:08:44.437
8	1:08.182		10:09:52.619

Lap	Lap Tm	Diff	Time of Day
(43) URRRA LOPEZ, FERNANDO			
1	1:18.093	+8.187	10:01:31.219
2	1:10.689	+0.783	10:02:41.908
3	1:09.906		10:03:51.814
4	1:20.730	+10.824	10:05:12.544
5	1:10.263	+0.357	10:06:22.807
6	1:17.053	+7.147	10:07:39.860
7	1:10.110	+0.204	10:08:49.970
8	1:10.901	+0.995	10:10:00.871

Lap	Lap Tm	Diff	Time of Day
(96) RUIZ FRANCISCO, JOAN			
1	1:26.185	+16.148	10:01:25.093
2	1:11.035	+0.998	10:02:36.128
3	1:19.332	+9.295	10:03:55.460
4	1:11.020	+0.983	10:05:06.480
5	1:13.999	+3.962	10:06:20.479
6	1:10.037		10:07:30.516
7	1:10.702	+0.665	10:08:41.218

Lap	Lap Tm	Diff	Time of Day
(21) DANIEL MARTINO, CARLOS			
1	1:22.656	+12.473	10:01:29.218
2	1:11.232	+1.049	10:02:40.450
3	1:10.638	+0.455	10:03:51.088
4	1:10.183		10:05:01.271
5	1:20.828	+10.645	10:06:22.099
6	1:18.475	+8.292	10:07:40.574

Lap	Lap Tm	Diff	Time of Day
(82) FORD DUNN, LORIS			
1	1:16.382	+5.684	10:01:11.130
2	1:11.789	+1.091	10:02:22.919
3	1:10.975	+0.277	10:03:33.894
4	1:39.028	+28.330	10:05:12.922
5	1:10.698		10:06:23.620
6	1:30.356	+19.658	10:07:53.976
7	1:11.967	+1.269	10:09:05.943

Lap	Lap Tm	Diff	Time of Day
8	1:11.113	+0.415	10:10:17.056
(114) HERNANDEZ BAREA, JOSE LUIS			
1	1:21.698	+10.620	10:01:21.280
2	1:12.333	+1.255	10:02:33.613
3	1:11.078		10:03:44.691
4	1:11.454	+0.376	10:04:56.145
5	1:11.817	+0.739	10:06:07.962
6	1:12.221	+1.143	10:07:20.183
7	1:11.914	+0.836	10:08:32.097

Lap	Lap Tm	Diff	Time of Day
(15) FERNANDEZ RODRIGUEZ, AARON			
1	1:20.432	+8.772	10:01:19.359
2	1:12.528	+0.868	10:02:31.887
3	1:12.121	+0.461	10:03:44.008
4	1:13.138	+1.478	10:04:57.146
5	1:12.246	+0.586	10:06:09.392
6	1:11.878	+0.218	10:07:21.270
7	1:12.077	+0.417	10:08:33.347
8	1:11.799	+0.139	10:09:45.146
9	1:11.660		10:10:56.806

Lap	Lap Tm	Diff	Time of Day
(73) RODRIGUEZ MESA, ALEJANDRO			
1	1:19.440	+7.551	10:01:17.361
2	1:13.596	+1.707	10:02:30.957
3	1:12.276	+0.387	10:03:43.233
4	1:24.906	+13.017	10:05:08.139
5	1:13.538	+1.649	10:06:21.677
6	1:12.444	+0.555	10:07:34.121
7	1:11.889		10:08:46.010
8	1:11.937	+0.048	10:09:57.947

Lap	Lap Tm	Diff	Time of Day
(189) PALOMINO MEJIA, LUIS FELIPE			
1	1:19.667	+7.475	10:01:16.492
2	1:12.571	+0.379	10:02:29.063
3	1:12.803	+0.611	10:03:41.866
4	1:12.192		10:04:54.058
5	1:12.212	+0.020	10:06:06.270
6	1:54.234	+42.042	10:08:00.504
7	1:21.655	+9.463	10:09:22.159

Lap	Lap Tm	Diff	Time of Day
(69) SORRIBES PORTA, IGNASI			
1	1:19.958	+6.560	10:01:33.136
2	1:14.389	+0.991	10:02:47.525
3	1:13.793	+0.395	10:04:01.318
4	1:14.433	+1.035	10:05:15.751
5	1:13.546	+0.148	10:06:29.297
6	1:13.398		10:07:42.695
7	1:24.020	+10.622	10:09:06.715
8	1:14.084	+0.686	10:10:20.799

Lap	Lap Tm	Diff	Time of Day
(9) MONEYRON , BRUNO			
1	1:28.368	+13.377	10:01:39.034
2	1:16.267	+1.276	10:02:55.301
3	1:15.930	+0.939	10:04:11.231
4	1:14.991		10:05:26.222
5	4:17.101	+3:02.110	10:09:43.323


Lap	Lap Tm	Diff	Time of Day
(4) ROSSELL HERNANDEZ, XAVIER			
1	1:26.938	+11.562	10:01:58.815
2	1:17.392	+2.016	10:03:16.207
3	1:53.678	+38.302	10:05:09.885
4	1:24.861	+9.485	10:06:34.746
5	1:15.376		10:07:50.122
6	1:55.794	+40.418	10:09:45.916
7	1:16.133	+0.757	10:11:02.049

Copa Catalana Supermotard - Vic

SM Road

Circuit d'Osona 1,200 km

Classificació FINAL



Posició	Núm.	Pilot	Llicència	Club	Carrera 1	Carrera 2	Total punts
---------	------	-------	-----------	------	-----------	-----------	-------------

SM Road

1	20	MONLLAU BEDOS, PAU	137640-T	Mc Amposta	20	25	45
2	34	GUTIERREZ MUÑOZ, CARLOS	137424-GI	Esc. Osona	25	20	45
3	92	PAREJA COMA, FERRAN	878627-B	MC Circuit Móra	16	16	32
4	121	PONS PUY, VICENT	878550-T	MC Circuit Móra	13	13	26
5	97	CUBELLS ROIGE, ALBERT	878228-T	MC Circuit Móra	11	11	22
6	83	SEBASTIAN SEBASTIAN, IVAN	53761-Z	Mc. Zuera	10	10	20

SM Road 35

1	297	BETRIAN NAVARRO, EDUARD	878335-B	MC Circuit Móra	25	25	50
2	15	LOPEZ MORAGAS, JOSE	877426-B	P.M.B.	16	20	36
3	13	CHAVES CHANES, JOSE	878512-B	CM Decarreras	20	16	36
4	51	GARCIA CARRILLO, JAVIER	876996-B	MC Circuit Móra	13	13	26

Copa Catalana Supermotard - Vic

classificat per voltes

SM Road

Circuit d'Osona 1,200 km

Carrera - Primera Màniga

27/05/2018 12:00

Cursa (12:00 i 2 Voltes) started at 12:15:55

Pos.	Núm.	Cognoms i Nom	Llicència	Voltes	Total Ts	Dif	Millor Tm	Club	Punts
1	34	GUTIERREZ MUÑOZ, CARLOS	137424-GI	17	14:32.401		50.546	Esc. Osona	25
2	20	MONLLAU BEDOS, PAU	137640-T	17	14:36.271	3.870	50.939	Mc Amposta	20
3	92	PAREJA COMA, FERRAN	878627-B	17	14:51.467	19.066	51.109	MC Circuit Móra	16
4	121	PONS PUY, VICENT	878550-T	17	14:57.983	25.582	51.330	MC Circuit Móra	13
5	297	BETRIAN NAVARRO, EDUARD	878335-B	17	15:14.821	42.420	52.542	MC Circuit Móra	25
6	97	CUBELLS ROIGE, ALBERT	878228-T	17	15:16.516	44.115	53.308	MC Circuit Móra	11
7	13	CHAVES CHANES, JOSE	878512-B	17	15:19.449	47.048	53.553	CM Decarreras	20
8	83	SEBASTIAN SEBASTIAN, IVAN	53761-Z	17	15:19.793	47.392	53.438	Mc. Zuera	10
9	15	LOPEZ MORAGAS, JOSE	877426-B	16	14:58.611	1 Volta	53.016	P.M.B.	16
10	51	GARCIA CARRILLO, JAVIER	876996-B	15	14:47.580	2 Voltes	57.695	MC Circuit Móra	13

Margin of Victory	Avg. Speed	Best Lap Tm	Best Spd	Best Lap by
3.870	84,181	50.546	85,467	34 - GUTIERREZ MUÑOZ, CARLC

Cap de cronometratge / Director de Cursa / President del Jurat

Orbits

Copa Catalana Supermotard - Vic

classificat per voltes

SM Road

Circuit d'Osona 1,200 km

Carrera - Primera Màniga

27/05/2018 12:00

Cursa (12:00 i 2 Voltes) started at 12:15:55

Pos.	Núm.	Cognoms i Nom	Llicència	Voltes	Total Ts	Dif	Millor Tm	Club	Punts
SM Road									
1	34	GUTIERREZ MUÑOZ, CARLOS	137424-GI	17	14:32.401		50.546	Esc. Osona	25
2	20	MONLLAU BEDOS, PAU	137640-T	17	14:36.271	3.870	50.939	Mc Amposta	20
3	92	PAREJA COMA, FERRAN	878627-B	17	14:51.467	19.066	51.109	MC Circuit Móra	16
4	121	PONS PUY, VICENT	878550-T	17	14:57.983	25.582	51.330	MC Circuit Móra	13
5	97	CUBELLS ROIGE, ALBERT	878228-T	17	15:16.516	44.115	53.308	MC Circuit Móra	11
6	83	SEBASTIAN SEBASTIAN, IVAN	53761-Z	17	15:19.793	47.392	53.438	Mc. Zuera	10
SM Road 35									
1	297	BETRIAN NAVARRO, EDUARD	878335-B	17	15:14.821		52.542	MC Circuit Móra	25
2	13	CHAVES CHANES, JOSE	878512-B	17	15:19.449	4.628	53.553	CM Decarreras	20
3	15	LOPEZ MORAGAS, JOSE	877426-B	16	14:58.611	1 Volta	53.016	P.M.B.	16
4	51	GARCIA CARRILLO, JAVIER	876996-B	15	14:47.580	2 Voltes	57.695	MC Circuit Móra	13

Margin of Victory	Avg. Speed	Best Lap Tm	Best Spd	Best Lap by
3.870	84,181	50.546	85,467	34 - GUTIERREZ MUÑOZ, CARLC

Cap de cronometratge / Director de Cursa / President del Jurat

Orbits

Copa Catalana Supermotard - Vic

Volta a volta


SM Road

Circuit d'Osona 1,200 km

Carrera - Primera Màniga

27/05/2018 12:00

Cursa (12:00 i 2 Voltes) started at 12:15:55



Competidors	Voltes																	
	0	1	2	3	4	5	6	7	8	9	10	11	12	13	14	15	16	17
GUTIERREZ MUÑOZ, CARLOS (34)	1	34	20	20	20	20	20	20	20	20	34	34	34	34	34	34	34	34
PAREJA COMA, FERRAN (92)	2	92	92	92	92	92	34	34	34	34	20	20	20	20	20	20	20	20
MONLLAU BEDOS, PAU (20)	3	20	34	34	34	34	92	92	92	92	92	92	92	92	92	92	92	92
PONS PUY, VICENT (121)	4	121	121	121	121	121	121	121	121	121	121	121	121	121	121	121	121	121
BETRIAN NAVARRO, EDUARD (297)	5	297	297	297	297	297	297	297	297	297	297	297	297	297	297	297	297	297
LOPEZ MORAGAS, JOSE (15)	6	15	97	97	97	97	97	97	97	97	97	97	97	97	97	97	97	97
SEBASTIAN SEBASTIAN, IVAN (83)	7	83	13	13	13	13	13	13	13	13	13	13	13	13	13	13	13	13
CUBELLS ROIGE, ALBERT (97)	8	97	83	83	83	83	83	83	83	83	83	83	83	83	83	83	83	83
CHAVES CHANES, JOSE (13)	9	13	15	15	15	15	15	15	15	15	15	15	15	15	15	15	15	15
GARCIA CARRILLO, JAVIER (51)	10	51	51	51	51	51	51	51	51	51	51	51	51	51	51	51	51	51

Copa Catalana Supermotard - Vic

SM Road

Circuit d'Osona 1,200 km

Carrera - Primera Màniga

27/05/2018 12:00

Cursa (12:00 i 2 Voltes) started at 12:15:55

Lap	Lap Tm	Diff	Time of Day	Lap	Lap Tm	Diff	Time of Day	Lap	Lap Tm	Diff	Time of Day
(34) GUTIERREZ MUÑOZ, CARLOS											
1	54.523	+3.977	12:16:51.412	8	51.698	+0.368	12:22:54.230	17	53.831	+0.278	12:31:15.403
2	51.643	+1.097	12:17:43.055	9	51.954	+0.624	12:23:46.184	(83) SEBASTIAN SEBASTIAN, IVAN			
3	51.293	+0.747	12:18:34.348	10	53.532	+2.202	12:24:39.716	1	58.390	+4.952	12:16:55.823
4	51.077	+0.531	12:19:25.425	11	53.218	+1.888	12:25:32.934	2	53.852	+0.414	12:17:49.675
5	50.546		12:20:15.971	12	53.127	+1.797	12:26:26.061	3	53.821	+0.383	12:18:43.496
6	50.786	+0.240	12:21:06.757	13	53.350	+2.020	12:27:19.411	4	53.545	+0.107	12:19:37.041
7	50.950	+0.404	12:21:57.707	14	53.534	+2.204	12:28:12.945	5	53.830	+0.392	12:20:30.871
8	51.346	+0.800	12:22:49.053	15	53.309	+1.979	12:29:06.254	6	53.755	+0.317	12:21:24.626
9	51.033	+0.487	12:23:40.086	16	53.834	+2.504	12:30:00.088	7	53.699	+0.261	12:22:18.325
10	50.760	+0.214	12:24:30.846	17	53.849	+2.519	12:30:53.937	8	53.531	+0.093	12:23:11.856
11	50.753	+0.207	12:25:21.599	(297) BETRIAN NAVARRO, EDUARD							
12	50.697	+0.151	12:26:12.296	1	56.448	+3.906	12:16:53.695	9	53.601	+0.163	12:24:05.457
13	51.428	+0.882	12:27:03.724	2	53.152	+0.610	12:17:46.847	10	53.438		12:24:58.895
14	50.912	+0.366	12:27:54.636	3	53.615	+1.073	12:18:40.462	11	54.235	+0.797	12:25:53.130
15	51.322	+0.776	12:28:45.958	4	53.001	+0.459	12:19:33.463	12	53.658	+0.220	12:26:46.788
16	51.203	+0.657	12:29:37.161	5	52.999	+0.457	12:20:26.462	13	53.919	+0.481	12:27:40.707
17	51.194	+0.648	12:30:28.355	6	52.595	+0.053	12:21:19.057	14	53.547	+0.109	12:28:34.254
(20) MONLLAU BEDOS, PAU											
1	53.247	+2.308	12:16:50.178	7	52.542		12:22:11.599	15	53.648	+0.210	12:29:27.902
2	51.856	+0.917	12:17:42.034	8	53.281	+0.739	12:23:04.880	16	54.089	+0.651	12:30:21.991
3	51.329	+0.390	12:18:33.363	9	53.055	+0.513	12:23:57.935	17	53.756	+0.318	12:31:15.747
4	51.043	+0.104	12:19:24.406	10	53.756	+1.214	12:24:51.691	(15) LOPEZ MORAGAS, JOSE			
5	51.144	+0.205	12:20:15.550	11	54.191	+1.649	12:25:45.882	1	58.811	+5.795	12:16:56.217
6	50.955	+0.016	12:21:06.505	12	54.110	+1.568	12:26:39.992	2	53.947	+0.931	12:17:50.164
7	50.939		12:21:57.444	13	53.806	+1.264	12:27:33.798	3	53.973	+0.957	12:18:44.137
8	51.397	+0.458	12:22:48.841	14	52.836	+0.294	12:28:26.634	4	53.589	+0.573	12:19:37.726
9	52.146	+1.207	12:23:40.987	15	54.225	+1.683	12:29:20.859	5	53.535	+0.519	12:20:31.261
10	51.052	+0.113	12:24:32.039	16	54.288	+1.746	12:30:15.147	6	53.832	+0.816	12:21:25.093
11	51.311	+0.372	12:25:23.350	17	55.628	+3.086	12:31:10.775	7	53.509	+0.493	12:22:18.602
12	51.157	+0.218	12:26:14.507	(97) CUBELLS ROIGE, ALBERT							
13	51.566	+0.627	12:27:06.073	1	56.910	+3.602	12:16:54.559	8	53.614	+0.598	12:23:12.216
14	51.255	+0.316	12:27:57.328	2	54.079	+0.771	12:17:48.638	9	53.612	+0.596	12:24:05.828
15	51.523	+0.584	12:28:48.851	3	53.646	+0.338	12:18:42.284	10	53.437	+0.421	12:24:59.265
16	51.464	+0.525	12:29:40.315	4	53.317	+0.009	12:19:35.601	11	54.160	+1.144	12:25:53.425
17	51.910	+0.971	12:30:32.225	5	53.648	+0.340	12:20:29.249	12	1:28.739	+35.723	12:27:22.164
(92) PAREJA COMA, FERRAN											
1	54.309	+3.200	12:16:51.237	6	53.428	+0.120	12:21:22.677	13	53.265	+0.249	12:28:15.429
2	51.563	+0.454	12:17:42.800	7	53.773	+0.465	12:22:16.450	14	53.094	+0.078	12:29:08.523
3	51.404	+0.295	12:18:34.204	8	53.425	+0.117	12:23:09.875	15	53.016		12:30:01.539
4	51.109		12:19:25.313	9	53.570	+0.262	12:24:03.445	16	53.026	+0.010	12:30:54.565
5	51.728	+0.619	12:20:17.041	10	53.554	+0.246	12:24:56.999	(51) GARCIA CARRILLO, JAVIER			
6	51.421	+0.312	12:21:08.462	11	53.308		12:25:50.307	1	1:01.719	+4.024	12:16:59.603
7	51.612	+0.503	12:22:00.074	12	53.905	+0.597	12:26:44.212	2	58.415	+0.720	12:17:58.018
8	51.599	+0.490	12:22:51.673	13	53.358	+0.050	12:27:37.570	3	58.035	+0.340	12:18:56.053
9	51.533	+0.424	12:23:43.206	14	53.549	+0.241	12:28:31.119	4	58.603	+0.908	12:19:54.656
10	51.628	+0.519	12:24:34.834	15	53.462	+0.154	12:29:24.581	5	58.428	+0.733	12:20:53.084
11	52.256	+1.147	12:25:27.090	16	54.194	+0.886	12:30:18.775	6	59.608	+1.913	12:21:52.692
12	52.531	+1.422	12:26:19.621	17	53.695	+0.387	12:31:12.470	7	1:02.868	+5.173	12:22:55.560
13	53.203	+2.094	12:27:12.824	(13) CHAVES CHANES, JOSE							
14	53.309	+2.200	12:28:06.133	1	57.602	+4.049	12:16:55.287	8	57.695		12:23:53.255
15	52.909	+1.800	12:28:59.042	2	54.142	+0.589	12:17:49.429	9	57.832	+0.137	12:24:51.087
16	53.763	+2.654	12:29:52.805	3	53.805	+0.252	12:18:43.234	10	57.955	+0.260	12:25:49.042
17	54.616	+3.507	12:30:47.421	4	53.600	+0.047	12:19:36.834	11	59.262	+1.567	12:26:48.304
(121) PONS PUY, VICENT											
1	54.890	+3.560	12:16:51.939	5	53.703	+0.150	12:20:30.537	12	59.980	+0.295	12:27:46.294
2	52.014	+0.684	12:17:43.953	6	53.683	+0.130	12:21:24.220	13	58.327	+0.632	12:28:44.621
3	51.330		12:18:35.283	7	53.661	+0.108	12:22:17.881	14	59.987	+2.292	12:29:44.608
4	52.016	+0.686	12:19:27.299	8	53.553		12:23:11.434	15	58.926	+1.231	12:30:43.534
5	51.875	+0.545	12:20:19.174	9	53.625	+0.072	12:24:05.059				
6	51.499	+0.169	12:21:10.673	10	53.598	+0.045	12:24:58.657				
7	51.859	+0.529	12:22:02.532	11	54.055	+0.502	12:25:52.712				

Cap de cronometratge / Director de Cursa / President del Jurat

Orbits

Copa Catalana Supermotard - Vic

classificat per voltes

SM Road

Circuit d'Osona 1,200 km

Carrera - Segona Màniga

27/05/2018 13:30

Cursa (12:00 i 2 Voltes) started at 13:31:58

Pos.	Núm.	Cognoms i Nom	Llicència	Voltes	Total Ts	Dif	Millor Tm	Club	Punts
1	20	MONLLAU BEDOS, PAU	137640-T	17	14:33.350		50.773	Mc Amposta	25
2	34	GUTIERREZ MUÑOZ, CARLOS	137424-GI	17	14:40.087	6.737	50.759	Esc. Osona	20
3	92	PAREJA COMA, FERRAN	878627-B	17	14:50.689	17.339	51.260	MC Circuit Móra	16
4	121	PONS PUY, VICENT	878550-T	17	14:54.346	20.996	51.697	MC Circuit Móra	13
5	297	BETRIAN NAVARRO, EDUARD	878335-B	17	15:08.357	35.007	52.686	MC Circuit Móra	25
6	97	CUBELLS ROIGE, ALBERT	878228-T	17	15:09.816	36.466	52.876	MC Circuit Móra	11
7	83	SEBASTIAN SEBASTIAN, IVAN	53761-Z	17	15:13.266	39.916	52.891	Mc. Zuera	10
8	15	LOPEZ MORAGAS, JOSE	877426-B	17	15:15.260	41.910	53.065	P.M.B.	20
9	13	CHAVES CHANES, JOSE	878512-B	16	15:28.717	1 Volta	53.126	CM Decarreras	16
10	51	GARCIA CARRILLO, JAVIER	876996-B	15	14:37.927	2 Voltes	57.087	MC Circuit Móra	13

Margin of Victory	Avg. Speed	Best Lap Tm	Best Spd	Best Lap by
6.737	84,090	50.759	85,108	34 - GUTIERREZ MUÑOZ, CARLC

Cap de cronometratge / Director de Cursa / President del Jurat

Orbits

Copa Catalana Supermotard - Vic

classificat per voltes

SM Road

Circuit d'Osona 1,200 km

Carrera - Segona Màniga

27/05/2018 13:30

Cursa (12:00 i 2 Voltes) started at 13:31:58

Pos.	Núm.	Cognoms i Nom	Llicència	Voltes	Total Ts	Dif	Millor Tm	Club	Punts
SM Road									
1	20	MONLLAU BEDOS, PAU	137640-T	17	14:33.350		50.773	Mc Amposta	25
2	34	GUTIERREZ MUÑOZ, CARLOS	137424-GI	17	14:40.087	6.737	50.759	Esc. Osona	20
3	92	PAREJA COMA, FERRAN	878627-B	17	14:50.689	17.339	51.260	MC Circuit Móra	16
4	121	PONS PUY, VICENT	878550-T	17	14:54.346	20.996	51.697	MC Circuit Móra	13
5	97	CUBELLS ROIGE, ALBERT	878228-T	17	15:09.816	36.466	52.876	MC Circuit Móra	11
6	83	SEBASTIAN SEBASTIAN, IVAN	53761-Z	17	15:13.266	39.916	52.891	Mc. Zuera	10
SM Road 35									
1	297	BETRIAN NAVARRO, EDUARD	878335-B	17	15:08.357		52.686	MC Circuit Móra	25
2	15	LOPEZ MORAGAS, JOSE	877426-B	17	15:15.260	6.903	53.065	P.M.B.	20
3	13	CHAVES CHANES, JOSE	878512-B	16	15:28.717	1 Volta	53.126	CM Decarreras	16
4	51	GARCIA CARRILLO, JAVIER	876996-B	15	14:37.927	2 Voltes	57.087	MC Circuit Móra	13

Margin of Victory	Avg. Speed	Best Lap Tm	Best Spd	Best Lap by
6.737	84,090	50.759	85,108	34 - GUTIERREZ MUÑOZ, CARLC

Cap de cronometratge / Director de Cursa / President del Jurat

Orbits

Copa Catalana Supermotard - Vic

Volta a volta


SM Road

Circuit d'Osona 1,200 km

Carrera - Segona Màniga

27/05/2018 13:30

Cursa (12:00 i 2 Voltes) started at 13:31:58




Competidors	Voltes																	
	0	1	2	3	4	5	6	7	8	9	10	11	12	13	14	15	16	17
GUTIERREZ MUÑOZ, CARLOS (34)	1	34	92	92	92	92	92	20	20	20	20	20	20	20	20	20	20	20
PAREJA COMA, FERRAN (92)	2	92	34	34	34	34	20	92	92	92	92	92	34	34	34	34	34	34
MONLLAU BEDOS, PAU (20)	3	20	20	20	20	20	34	34	34	34	34	34	92	92	92	92	92	92
PONS PUY, VICENT (121)	4	121	121	121	121	121	121	121	121	121	121	121	121	121	121	121	121	121
BETRIAN NAVARRO, EDUARD (297)	5	297	297	297	297	297	297	297	297	297	297	297	297	297	297	297	297	297
SEBASTIAN SEBASTIAN, IVAN (83)	6	83	97	97	97	97	97	97	97	97	97	97	97	97	97	97	97	97
LOPEZ MORAGAS, JOSE (15)	7	15	83	83	83	83	83	83	83	83	83	83	83	83	83	83	83	83
CUBELLS ROIGE, ALBERT (97)	8	97	13	13	13	13	13	13	13	13	13	15	15	15	15	15	15	15
CHAVES CHANES, JOSE (13)	9	13	15	15	15	15	15	15	15	15	15	13	13	13	13	13	13	13
GARCIA CARRILLO, JAVIER (51)	10	51	51	51	51	51	51	51	51	51	51	51	51	51	51	51	51	51

Copa Catalana Supermotard - Vic

SM Road

Circuit d'Osona 1,200 km

Entrenaments Qualificatius



sició	Nº	Nom	Moto	Millor Ts total	R1. Millor Tm	2. Millor Tm	Club	classe
1	34	GUTIERREZ MUÑOZ, CARLOS	SIN MARCA	50.256	50.637	50.256	Esc. Osona	SM Road
2	92	PAREJA COMA, FERRAN	HUSQVARN	50.735	51.120	50.735	MC Circuit Móra	SM Road
3	20	MONLLAU BEDOS, PAU	HUSQVARN	51.118	51.377	51.118	Mc Amposta	SM Road
4	121	PONS PUY, VICENT	TM	51.261	51.984	51.261	MC Circuit Móra	SM Road
5	297	BETRIAN NAVARRO, EDUARD	HUSQVARN	52.423	53.446	52.423	MC Circuit Móra	SM Road 35
6	83	SEBASTIAN SEBASTIAN, IVAN	HONDA	52.466	53.280	52.466	Mc. Zuera	SM Road
7	15	LOPEZ MORAGAS, JOSE	KTM	52.570	53.436	52.570	P.M.B.	SM Road 35
8	97	CUBELLS ROIGE, ALBERT	TM	53.280	53.722	53.280	MC Circuit Móra	SM Road
9	13	CHAVES CHANES, JOSE	SUZUKI	53.474	53.935	53.474	CM Decarreras	SM Road 35
10	51	GARCIA CARRILLO, JAVIER	SUZUKI	58.687	58.687		MC Circuit Móra	SM Road 35

Copa Catalana Supermotard - Vic

Ordenat per la volta més ràpida

SM Road

Circuit d'Osona 1,200 km

Entrenaments Qualificatius 1

27/05/2018 09:45

Classificació (10:00 Temps) started at 9:45:04

posició	Nº	Nom	Millor Tm	Dif	Diferència	En volta	Club	classe
1	34	GUTIERREZ MUÑOZ, CARLOS	50.637			7	Esc. Osona	SM Road
2	92	PAREJA COMA, FERRAN	51.120	0.483	0.483	10	MC Circuit Móra	SM Road
3	20	MONLLAU BEDOS, PAU	51.377	0.740	0.257	6	Mc Amposta	SM Road
4	121	PONS PUY, VICENT	51.984	1.347	0.607	6	MC Circuit Móra	SM Road
5	83	SEBASTIAN SEBASTIAN, IVAN	53.280	2.643	1.296	11	Mc. Zuera	SM Road
6	15	LOPEZ MORAGAS, JOSE	53.436	2.799	0.156	8	P.M.B.	SM Road 35
7	297	BETRIAN NAVARRO, EDUARD	53.446	2.809	0.010	8	MC Circuit Móra	SM Road 35
8	97	CUBELLS ROIGE, ALBERT	53.722	3.085	0.276	5	MC Circuit Móra	SM Road
9	13	CHAVES CHANES, JOSE	53.935	3.298	0.213	8	CM Decarreras	SM Road 35
10	51	GARCIA CARRILLO, JAVIER	58.687	8.050	4.752	5	MC Circuit Móra	SM Road 35

Copa Catalana Supermotard - Vic

SM Road

Circuit d'Osona 1,200 km

Entrenaments Qualificatius 1

27/05/2018 09:45

Classificació (10:00 Temps) started at 9:45:04

Lap	Lap Tm	Diff	Time of Day
(34) GUTIERREZ MUÑOZ, CARLOS			
1	1:01.084	+10.447	9:46:32.554
2	52.050	+1.413	9:47:24.604
3	51.605	+0.968	9:48:16.209
4	1:57.852	+1:07.215	9:50:14.061
5	1:05.429	+14.792	9:51:19.490
6	50.892	+0.255	9:52:10.382
7	50.637		9:53:01.019
8	50.847	+0.210	9:53:51.866
9	50.836	+0.199	9:54:42.702
10	54.031	+3.394	9:55:36.733

Lap	Lap Tm	Diff	Time of Day
(92) PAREJA COMA, FERRAN			
1	1:05.051	+13.931	9:46:34.143
2	56.090	+4.970	9:47:30.233
3	58.469	+7.349	9:48:28.702
4	53.113	+1.993	9:49:21.815
5	56.374	+5.254	9:50:18.189
6	52.581	+1.461	9:51:10.770
7	51.607	+0.487	9:52:02.377
8	51.543	+0.423	9:52:53.920
9	52.861	+1.741	9:53:46.781
10	51.120		9:54:37.901

Lap	Lap Tm	Diff	Time of Day
(20) MONLLAU BEDOS, PAU			
1	57.944	+6.567	9:46:02.801
2	52.038	+0.661	9:46:54.839
3	51.416	+0.039	9:47:46.255
4	3:08.531	+2:17.154	9:50:54.786
5	58.534	+7.157	9:51:53.320
6	51.377		9:52:44.697
7	51.472	+0.095	9:53:36.169
8	52.106	+0.729	9:54:28.275
9	51.649	+0.272	9:55:19.924

Lap	Lap Tm	Diff	Time of Day
(121) PONS PUY, VICENT			
1	1:04.574	+12.590	9:46:42.387
2	57.020	+5.036	9:47:39.407
3	53.385	+1.401	9:48:32.792
4	54.135	+2.151	9:49:26.927
5	56.340	+4.356	9:50:23.267
6	51.984		9:51:15.251
7	2:11.945	+1:19.961	9:53:27.196
8	1:07.771	+15.787	9:54:34.967
9	53.285	+1.301	9:55:28.252

Lap	Lap Tm	Diff	Time of Day
(83) SEBASTIAN SEBASTIAN, IVAN			
1	1:02.751	+9.471	9:46:08.835
2	55.687	+2.407	9:47:04.522
3	54.109	+0.829	9:47:58.631
4	55.157	+1.877	9:48:53.788
5	53.668	+0.388	9:49:47.456
6	54.099	+0.819	9:50:41.555
7	54.845	+1.565	9:51:36.400
8	54.614	+1.334	9:52:31.014
9	53.448	+0.168	9:53:24.462
10	53.849	+0.569	9:54:18.311
11	53.280		9:55:11.591

Lap	Lap Tm	Diff	Time of Day
(15) LOPEZ MORAGAS, JOSE			
1	1:04.234	+10.798	9:47:35.836
2	56.338	+2.902	9:48:32.174
3	54.245	+0.809	9:49:26.419
4	53.924	+0.488	9:50:20.343
5	53.610	+0.174	9:51:13.953

Lap	Lap Tm	Diff	Time of Day
6	2:03.564	+1:10.128	9:53:17.517
7	1:03.315	+9.879	9:54:20.832
8	53.436		9:55:14.268

Lap	Lap Tm	Diff	Time of Day
(97) CUBELLS ROIGE, ALBERT			
1	1:05.839	+12.117	9:46:12.986
2	57.860	+4.138	9:47:10.846
3	54.205	+0.483	9:48:05.051
4	1:04.497	+10.775	9:49:09.548
5	53.722		9:50:03.270
6	54.068	+0.346	9:50:57.338

Lap	Lap Tm	Diff	Time of Day
(13) CHAVES CHANES, JOSE			
1	1:07.339	+13.404	9:48:42.948
2	58.212	+4.277	9:49:41.160
3	55.984	+2.049	9:50:37.144
4	54.993	+1.058	9:51:32.137
5	53.979	+0.044	9:52:26.116
6	1:12.494	+18.559	9:53:38.610
7	54.855	+0.920	9:54:33.465
8	53.935		9:55:27.400

Lap	Lap Tm	Diff	Time of Day
(51) GARCIA CARRILLO, JAVIER			
1	1:13.839	+15.152	9:49:34.779
2	1:02.091	+3.404	9:50:36.870
3	59.882	+1.195	9:51:36.752
4	1:00.076	+1.389	9:52:36.828
5	58.687		9:53:35.515
6	59.274	+0.587	9:54:34.789
7	1:00.929	+2.242	9:55:35.718

Copa Catalana Supermotard - Vic

Ordenat per la volta més ràpida

SM Road

Circuit d'Osona 1,200 km

Entrenaments Qualificatius 2

27/05/2018 10:30

Classificació (10:00 Temps) started at 10:30:01

posició	Nº	Nom	Millor Tm	Dif	Diferència	En volta	Club	classe
1	34	GUTIERREZ MUÑOZ, CARLOS	50.256			6	Esc. Osona	SM Road
2	92	PAREJA COMA, FERRAN	50.735	0.479	0.479	10	MC Circuit Móra	SM Road
3	20	MONLLAU BEDOS, PAU	51.118	0.862	0.383	5	Mc Amposta	SM Road
4	121	PONS PUY, VICENT	51.261	1.005	0.143	5	MC Circuit Móra	SM Road
5	297	BETRIAN NAVARRO, EDUARD	52.423	2.167	1.162	8	MC Circuit Móra	SM Road 35
6	83	SEBASTIAN SEBASTIAN, IVAN	52.466	2.210	0.043	6	Mc. Zuera	SM Road
7	15	LOPEZ MORAGAS, JOSE	52.570	2.314	0.104	11	P.M.B.	SM Road 35
8	97	CUBELLS ROIGE, ALBERT	53.280	3.024	0.710	3	MC Circuit Móra	SM Road
9	13	CHAVES CHANES, JOSE	53.474	3.218	0.194	8	CM Decarreras	SM Road 35
10	51	GARCIA CARRILLO, JAVIER				0	MC Circuit Móra	SM Road 35

Copa Catalana Supermotard - Vic

SM Road

Circuit d'Osona 1,200 km

Entrenaments Qualificatius 2

27/05/2018 10:30

Classificació (10:00 Temps) started at 10:30:01

Lap	Lap Tm	Diff	Time of Day
(34) GUTIERREZ MUÑOZ, CARLOS			
1	1:00.657	+10.401	10:31:06.024
2	53.872	+3.616	10:31:59.896
3	50.761	+0.505	10:32:50.657
4	51.835	+1.579	10:33:42.492
5	50.706	+0.450	10:34:33.198
6	50.256		10:35:23.454
7	50.378	+0.122	10:36:13.832
8	50.546	+0.290	10:37:04.378
9	50.470	+0.214	10:37:54.848
10	53.937	+3.681	10:38:48.785
11	55.544	+5.288	10:39:44.329
12	57.627	+7.371	10:40:41.956

Lap	Lap Tm	Diff	Time of Day
(92) PAREJA COMA, FERRAN			
1	57.186	+6.451	10:30:58.383
2	51.848	+1.113	10:31:50.231
3	52.261	+1.526	10:32:42.492
4	52.470	+1.735	10:33:34.962
5	50.995	+0.260	10:34:25.957
6	51.023	+0.288	10:35:16.980
7	1:01.512	+10.777	10:36:18.492
8	50.863	+0.128	10:37:09.355
9	1:05.326	+14.591	10:38:14.681
10	50.735		10:39:05.416
11	1:05.712	+14.977	10:40:11.128

Lap	Lap Tm	Diff	Time of Day
(20) MONLLAU BEDOS, PAU			
1	56.608	+5.490	10:30:58.584
2	51.824	+0.706	10:31:50.408
3	51.345	+0.227	10:32:41.753
4	52.005	+0.887	10:33:33.758
5	51.118		10:34:24.876
6	51.207	+0.089	10:35:16.083
7	51.242	+0.124	10:36:07.325
8	51.452	+0.334	10:36:58.777
9	51.318	+0.200	10:37:50.095
10	1:52.994	+1:01.876	10:39:43.089
11	57.024	+5.906	10:40:40.113

Lap	Lap Tm	Diff	Time of Day
(121) PONS PUY, VICENT			
1	1:02.603	+11.342	10:32:15.725
2	51.927	+0.666	10:33:07.652
3	51.557	+0.296	10:33:59.209
4	51.475	+0.214	10:34:50.684
5	51.261		10:35:41.945
6	51.628	+0.367	10:36:33.573
7	1:11.273	+20.012	10:37:44.846
8	51.767	+0.506	10:38:36.613
9	1:25.193	+33.932	10:40:01.806

Lap	Lap Tm	Diff	Time of Day
(297) BETRIAN NAVARRO, EDUARD			
1	1:03.659	+11.236	10:31:05.820
2	56.123	+3.700	10:32:01.943
3	53.697	+1.274	10:32:55.640
4	52.630	+0.207	10:33:48.270
5	59.049	+6.626	10:34:47.319
6	52.674	+0.251	10:35:39.993
7	52.804	+0.381	10:36:32.797
8	52.423		10:37:25.220
9	53.014	+0.591	10:38:18.234
10	53.670	+1.247	10:39:11.904
11	52.468	+0.045	10:40:04.372

Lap	Lap Tm	Diff	Time of Day
(83) SEBASTIAN SEBASTIAN, IVAN			

Lap	Lap Tm	Diff	Time of Day
1	59.421	+6.955	10:31:03.239
2	53.328	+0.862	10:31:56.567
3	52.786	+0.320	10:32:49.353
4	53.614	+1.148	10:33:42.967
5	52.812	+0.346	10:34:35.779
6	52.466		10:35:28.245
7	53.139	+0.673	10:36:21.384
8	52.909	+0.443	10:37:14.293
9	53.544	+1.078	10:38:07.837
10	1:30.648	+38.182	10:39:38.485
11	1:05.205	+12.739	10:40:43.690

Lap	Lap Tm	Diff	Time of Day
(15) LOPEZ MORAGAS, JOSE			
1	1:00.887	+8.317	10:31:07.015
2	54.070	+1.500	10:32:01.085
3	53.370	+0.800	10:32:54.455
4	53.250	+0.680	10:33:47.705
5	54.447	+1.877	10:34:42.152
6	53.534	+0.964	10:35:35.686
7	53.455	+0.885	10:36:29.141
8	1:36.170	+43.600	10:38:05.311
9	56.539	+3.969	10:39:01.850
10	53.149	+0.579	10:39:54.999
11	52.570		10:40:47.569

Lap	Lap Tm	Diff	Time of Day
(97) CUBELLS ROIGE, ALBERT			
1	1:01.304	+8.024	10:32:16.715
2	53.731	+0.451	10:33:10.446
3	53.280		10:34:03.726
4	53.743	+0.463	10:34:57.469
5	53.857	+0.577	10:35:51.326
6	1:00.890	+7.610	10:36:52.216
7	53.566	+0.286	10:37:45.782
8	1:50.709	+57.429	10:39:36.491
9	1:01.784	+8.504	10:40:38.275


Lap	Lap Tm	Diff	Time of Day
(13) CHAVES CHANES, JOSE			
1	1:01.507	+8.033	10:31:35.709
2	54.496	+1.022	10:32:30.205
3	54.068	+0.594	10:33:24.273
4	53.999	+0.525	10:34:18.272
5	1:18.577	+25.103	10:35:36.849
6	53.967	+0.493	10:36:30.816
7	53.622	+0.148	10:37:24.438
8	53.474		10:38:17.912
9	1:08.357	+14.883	10:39:26.269
10	53.550	+0.076	10:40:19.819

Copa Catalana Supermotard - Vic

SM Road 65-85

Circuit d'Osona 1,200 km

Classificació FINAL



Posició	Núm.	Pilot	Llicència	Club	Carrera 1	Carrera 2	Total punts
---------	------	-------	-----------	------	-----------	-----------	-------------

SM Road 65

1	14	MESTRES PLA, ARI	137074-GI	MC Circuit Móra	25	25	50
2	93	SERRA GINESTA, MAX	136951-L-AMP	Ch Agramunt	20	20	40
3	13	GAYA HERNANDEZ, JORDI	137410-L	Mc. Segre	13	16	29
4	12	GORDITO MAESTRO, ANTONIO	137214-B	Simonety School	16	13	29
5	10	GODINO GOMEZ, RAMON	137357-B	MC C. Taulé	11	11	22
6	35	GINES CORPA, ALEIX	138366-L	Lleides Motorsport	10	10	20

SM Road 85

1	22	ANTONIO SANCHO, JORDI	137397-T	Mec Alcanar	25	25	50
2	7	TORRA MARTI, MARC	137271-B	MC C. Taulé	20	22	42

Copa Catalana Supermotard - Vic

classificat per voltes


SM Road 65-85

Circuit d'Osona 1,200 km

Carrera - Primera Màniga

27/05/2018 11:30

Cursa (10:00 i 2 Voltes) started at 11:56:01



Pos.	Núm.	Cognoms i Nom	Llicència	Voltes	Total Ts	Dif	Millor Tm	Club	Punts
1	14	MESTRES PLA, ARI	137074-GI	13	11:55.879		53.753	MC Circuit Móra	25
2	22	ANTONIO SANCHO, JORDI	137397-T	13	12:17.267	21.388	53.626	Mec Alcanar	25
3	93	SERRA GINESTA, MAX	136951-L-AMP	13	12:28.324	32.445	56.354	Ch Agramunt	20
4	12	GORDITO MAESTRO, ANTONIO	137214-B	13	12:35.145	39.266	57.287	Simonety School	16
5	13	GAYA HERNANDEZ, JORDI	137410-L	13	12:44.880	49.001	56.899	Mc. Segre	13
6	10	GODINO GOMEZ, RAMON	137357-B	12	12:08.601	1 Volta	59.621	MC C.Taulé	11
7	7	TORRA MARTI, MARC	137271-B	12	12:34.522	1 Volta	1:01.748	MC C.Taulé	20
8	35	GINES CORPA, ALEIX	138366-L	10	12:03.728	3 Voltes	1:11.175	Lleides Motorsport	10

Notificacions

Núm. 13 - Penalitzat amb 10" per avançar-se a la sortida.

Margin of Victory	Avg. Speed	Best Lap Tm	Best Spd	Best Lap by
21.388	78,449	53.626	80,558	22 - ANTONIO SANCHO, JORDI

Cap de cronometratge / Director de Cursa / President del Jurat

Orbits

Copa Catalana Supermotard - Vic

classificat per voltes

SM Road 65-85

Circuit d'Osona 1,200 km

Carrera - Primera Màniga

27/05/2018 11:30

Cursa (10:00 i 2 Voltes) started at 11:56:01

Pos.	Núm.	Cognoms i Nom	Llicència	Voltes	Total Ts	Dif	Millor Tm	Club	Punts
SM Road 65									
1	14	MESTRES PLA, ARI	137074-GI	13	11:55.879		53.753	MC Circuit Móra	25
2	93	SERRA GINESTA, MAX	136951-L-AMP	13	12:28.324	32.445	56.354	Ch Agramunt	20
3	12	GORDITO MAESTRO, ANTONIO	137214-B	13	12:35.145	39.266	57.287	Simonety School	16
4	13	GAYA HERNANDEZ, JORDI	137410-L	13	12:44.880	49.001	56.899	Mc. Segre	13
5	10	GODINO GOMEZ, RAMON	137357-B	12	12:08.601	1 Volta	59.621	MC C.Taulé	11
6	35	GINES CORPA, ALEIX	138366-L	10	12:03.728	3 Voltes	1:11.175	Lleides Motorsport	10
SM Road 85									
1	22	ANTONIO SANCHO, JORDI	137397-T	13	12:17.267		53.626	Mec Alcanar	25
2	7	TORRA MARTI, MARC	137271-B	12	12:34.522	1 Volta	1:01.748	MC C.Taulé	20

Notificacions

Núm. 13 - Penalitzat amb 10" per avançar-se a la sortida.

Margin of Victory	Avg. Speed	Best Lap Tm	Best Spd	Best Lap by
21.388	78,449	53.626	80,558	22 - ANTONIO SANCHO, JORDI

Cap de cronometratge / Director de Cursa / President del Jurat

Orbits

Copa Catalana Supermotard - Vic

Volta a volta

SM Road 65-85

Circuit d'Osona 1,200 km

Carrera - Primera Màniga

27/05/2018 11:30

Cursa (10:00 i 2 Voltes) started at 11:56:01

Competidors

Voltes

	0	1	2	3	4	5	6	7	8	9	10	11	12	13
ANTONIO SANCHO, JORDI (22)	1	22	22	22	22	22	22	22	22	22	14	14	14	14
SERRA GINESTA, MAX (93)	2	93	14	14	14	14	14	14	14	22	22	22	22	22
MESTRES PLA, ARI (14)	3	14	93	93	93	93	93	93	93	93	93	93	93	93
GAYA HERNANDEZ, JORDI (13)	4	13	13	13	13	13	13	13	13	13	13	13	13	13
GORDITO MAESTRO, ANTONIO (12)	5	12	12	12	12	12	12	12	12	12	12	12	12	12
GODINO GOMEZ, RAMON (10)	6	10	10	10	10	10	10	10	10	10	10	10	10	10
TORRA MARTI, MARC (7)	7	7	7	7	7	7	7	7	7	7	7	7	7	7
GINES CORPA, ALEIX (35)	8	35	35	35	35	35	35	35	35	35	35	35	35	35

Copa Catalana Supermotard - Vic

SM Road 65-85

Circuit d'Osona 1,200 km

Carrera - Primera Màniga

27/05/2018 11:30

Cursa (10:00 i 2 Voltes) started at 11:56:01

Lap	Lap Tm	Diff	Time of Day
(14) MESTRES PLA, ARI			
1	57.790	+4.037	11:56:59.919
2	54.662	+0.909	11:57:54.581
3	53.817	+0.064	11:58:48.398
4	53.857	+0.104	11:59:42.255
5	54.008	+0.255	12:00:36.263
6	53.845	+0.092	12:01:30.108
7	53.753		12:02:23.861
8	53.841	+0.088	12:03:17.702
9	54.750	+0.997	12:04:12.452
10	55.682	+1.929	12:05:08.134
11	56.146	+2.393	12:06:04.280
12	56.084	+2.331	12:07:00.364
13	57.153	+3.400	12:07:57.517

Lap	Lap Tm	Diff	Time of Day
(22) ANTONIO SANCHO, JORDI			
1	56.970	+3.344	11:56:58.608
2	54.674	+1.048	11:57:53.282
3	54.057	+0.431	11:58:47.339
4	53.943	+0.317	11:59:41.282
5	54.301	+0.675	12:00:35.583
6	53.860	+0.234	12:01:29.443
7	53.626		12:02:23.069
8	54.159	+0.533	12:03:17.228
9	1:20.277	+26.651	12:04:37.505
10	55.723	+2.097	12:05:33.228
11	55.128	+1.502	12:06:28.356
12	54.941	+1.315	12:07:23.297
13	55.608	+1.982	12:08:18.905

Lap	Lap Tm	Diff	Time of Day
(93) SERRA GINESTA, MAX			
1	59.427	+3.073	11:57:01.135
2	56.354		11:57:57.489
3	56.735	+0.381	11:58:54.224
4	56.718	+0.364	11:59:50.942
5	58.200	+1.846	12:00:49.142
6	56.631	+0.277	12:01:45.773
7	56.452	+0.098	12:02:42.225
8	56.413	+0.059	12:03:38.638
9	59.933	+3.579	12:04:38.571
10	57.834	+1.480	12:05:36.405
11	57.444	+1.090	12:06:33.849
12	58.418	+2.064	12:07:32.267
13	57.695	+1.341	12:08:29.962

Lap	Lap Tm	Diff	Time of Day
(13) GAYA HERNANDEZ, JORDI			
1	59.842	+2.943	11:57:02.009
2	57.985	+1.086	11:57:59.994
3	57.908	+1.009	11:58:57.902
4	58.281	+1.382	11:59:56.183
5	57.925	+1.026	12:00:54.108
6	58.033	+1.134	12:01:52.141
7	58.021	+1.122	12:02:50.162
8	58.661	+1.762	12:03:48.823
9	57.265	+0.366	12:04:46.088
10	57.412	+0.513	12:05:43.500
11	58.310	+1.411	12:06:41.810
12	56.899		12:07:38.709
13	57.809	+0.910	12:08:36.518

Lap	Lap Tm	Diff	Time of Day
(12) GORDITO MAESTRO, ANTONIO			
1	1:00.360	+3.073	11:57:02.767
2	57.759	+0.472	11:58:00.526
3	57.986	+0.699	11:58:58.512
4	58.145	+0.858	11:59:56.657

Lap	Lap Tm	Diff	Time of Day
5	58.014	+0.727	12:00:54.671
6	58.038	+0.751	12:01:52.709
7	57.816	+0.529	12:02:50.525
8	58.776	+1.489	12:03:49.301
9	57.463	+0.176	12:04:46.764
10	57.581	+0.294	12:05:44.345
11	57.829	+0.542	12:06:42.174
12	57.322	+0.035	12:07:39.496
13	57.287		12:08:36.783

Lap	Lap Tm	Diff	Time of Day
(10) GODINO GOMEZ, RAMON			
1	1:02.917	+3.296	11:57:05.713
2	1:00.491	+0.870	11:58:06.204
3	1:00.052	+0.431	11:59:06.256
4	59.621		12:00:05.877
5	1:00.397	+0.776	12:01:06.274
6	59.662	+0.041	12:02:05.936
7	59.675	+0.054	12:03:05.611
8	1:00.472	+0.851	12:04:06.083
9	1:00.729	+1.108	12:05:06.812
10	1:00.820	+1.199	12:06:07.632
11	1:00.783	+1.162	12:07:08.415
12	1:01.824	+2.203	12:08:10.239

Lap	Lap Tm	Diff	Time of Day
(7) TORRA MARTI, MARC			
1	1:05.344	+3.596	11:57:08.372
2	1:02.145	+0.397	11:58:10.517
3	1:01.748		11:59:12.265
4	1:02.246	+0.498	12:00:14.511
5	1:02.301	+0.553	12:01:16.812
6	1:02.281	+0.533	12:02:19.093
7	1:03.142	+1.394	12:03:22.235
8	1:03.427	+1.679	12:04:25.662
9	1:02.513	+0.765	12:05:28.175
10	1:02.699	+0.951	12:06:30.874
11	1:02.477	+0.729	12:07:33.351
12	1:02.809	+1.061	12:08:36.160

Lap	Lap Tm	Diff	Time of Day
(35) GINES CORPA, ALEIX			
1	1:11.785	+0.610	11:57:14.853
2	1:11.175		11:58:26.028
3	1:12.396	+1.221	11:59:38.424
4	1:11.764	+0.589	12:00:50.188
5	1:12.058	+0.883	12:02:02.246
6	1:11.746	+0.571	12:03:13.992
7	1:14.563	+3.388	12:04:28.555
8	1:12.462	+1.287	12:05:41.017
9	1:12.029	+0.854	12:06:53.046
10	1:12.320	+1.145	12:08:05.366

Copa Catalana Supermotard - Vic

classificat per voltes

SM Road 65-85

Circuit d'Osona 1,200 km

Carrera - Segona Màniga

27/05/2018 13:00

Cursa (10:00 i 1 Voltes) started at 13:11:57

Pos.	Núm.	Cognoms i Nom	Llicència	Voltes	Total Ts	Dif	Millor Tm	Club	Punts
1	22	ANTONIO SANCHO, JORDI	137397-T	13	11:47.182		53.901	Mec Alcanar	25
2	14	MESTRES PLA, ARI	137074-GI	13	11:48.239	1.057	53.706	MC Circuit Móra	25
3	93	SERRA GINESTA, MAX	136951-L-AMP	13	12:12.905	25.723	55.414	Ch Agramunt	20
4	13	GAYA HERNANDEZ, JORDI	137410-L	13	12:13.263	26.081	55.284	Mc. Segre	16
5	12	GORDITO MAESTRO, ANTONIO	137214-B	13	12:40.594	53.412	57.696	Simonety School	13
6	10	GODINO GOMEZ, RAMON	137357-B	12	12:16.685	1 Volta	59.841	MC C.Taulé	11
7	7	TORRA MARTI, MARC	137271-B	12	12:48.484	1 Volta	1:01.856	MC C.Taulé	22
8	35	GINES CORPA, ALEIX	138366-L	11	12:49.993	2 Voltes	1:07.219	Lleides Motorspor	10

Margin of Victory	Avg. Speed	Best Lap Tm	Best Spd	Best Lap by
1.057	79,414	53.706	80,438	14 - MESTRES PLA, ARI

Cap de cronometratge / Director de Cursa / President del Jurat

Orbits

Copa Catalana Supermotard - Vic

classificat per voltes

SM Road 65-85

Circuit d'Osona 1,200 km

Carrera - Segona Màniga

27/05/2018 13:00

Cursa (10:00 i 1 Voltes) started at 13:11:57

Pos.	Núm.	Cognoms i Nom	Llicència	Voltes	Total Ts	Dif	Millor Tm	Club	Punts
SM Road 65									
1	14	MESTRES PLA, ARI	137074-GI	13	11:48.239		53.706	MC Circuit Móra	25
2	93	SERRA GINESTA, MAX	136951-L-AMP	13	12:12.905	24.666	55.414	Ch Agramunt	20
3	13	GAYA HERNANDEZ, JORDI	137410-L	13	12:13.263	25.024	55.284	Mc. Segre	16
4	12	GORDITO MAESTRO, ANTONIO	137214-B	13	12:40.594	52.355	57.696	Simonety School	13
5	10	GODINO GOMEZ, RAMON	137357-B	12	12:16.685	1 Volta	59.841	MC C.Taulé	11
6	35	GINES CORPA, ALEIX	138366-L	11	12:49.993	2 Voltes	1:07.219	Lleides Motorspor	10
SM Road 85									
1	22	ANTONIO SANCHO, JORDI	137397-T	13	11:47.182		53.901	Mec Alcanar	25
2	7	TORRA MARTI, MARC	137271-B	12	12:48.484	1 Volta	1:01.856	MC C.Taulé	22

Margin of Victory	Avg. Speed	Best Lap Tm	Best Spd	Best Lap by
1.057	79,414	53.706	80,438	14 - MESTRES PLA, ARI

Cap de cronometratge / Director de Cursa / President del Jurat

Orbits

Copa Catalana Supermotard - Vic

Volta a volta

SM Road 65-85

Circuit d'Osona 1,200 km

Carrera - Segona Màniga

27/05/2018 13:00

Cursa (10:00 i 1 Voltes) started at 13:11:57

Competidors

	Voltes														
	0	1	2	3	4	5	6	7	8	9	10	11	12	13	
ANTONIO SANCHO, JORDI (22)	1	22	22	22	22	22	22	22	22	22	22	22	22	22	22
MESTRES PLA, ARI (14)	2	14	14	14	14	14	14	14	14	14	14	14	14	14	14
SERRA GINESTA, MAX (93)	3	93	93	93	93	93	93	93	93	93	93	93	93	93	93
GAYA HERNANDEZ, JORDI (13)	4	13	13	13	13	13	13	13	13	13	13	13	13	13	13
GORDITO MAESTRO, ANTONIO (12)	5	12	12	12	12	12	12	12	12	12	12	12	12	12	12
TORRA MARTI, MARC (7)	6	7	10	10	10	10	10	10	10	10	10	10	10	10	10
GODINO GOMEZ, RAMON (10)	7	10	35	35	7	7	7	7	7	7	7	7	7	7	7
GINES CORPA, ALEIX (35)	8	35	7	7	35	35	35	35	35	35	35	35	35	35	35

Copa Catalana Supermotard - Vic

SM Road 65-85

Circuit d'Osona 1,200 km

Carrera - Segona Màniga

27/05/2018 13:00

Cursa (10:00 i 1 Voltes) started at 13:11:57

Lap	Lap Tm	Diff	Time of Day
(22) ANTONIO SANCHE, JORDI			
1	56.352	+2.451	13:12:54.061
2	54.309	+0.408	13:13:48.370
3	54.172	+0.271	13:14:42.542
4	53.977	+0.076	13:15:36.519
5	54.796	+0.895	13:16:31.315
6	54.301	+0.400	13:17:25.616
7	54.324	+0.423	13:18:19.940
8	54.324	+0.423	13:19:14.264
9	54.083	+0.182	13:20:08.347
10	54.103	+0.202	13:21:02.450
11	54.550	+0.649	13:21:57.000
12	53.901		13:22:50.901
13	53.990	+0.089	13:23:44.891

Lap	Lap Tm	Diff	Time of Day
(14) MESTRES PLA, ARI			
1	56.991	+3.285	13:12:54.988
2	54.581	+0.875	13:13:49.569
3	54.059	+0.353	13:14:43.628
4	53.706		13:15:37.334
5	54.282	+0.576	13:16:31.616
6	54.550	+0.844	13:17:26.166
7	54.384	+0.678	13:18:20.550
8	54.230	+0.524	13:19:14.780
9	54.093	+0.387	13:20:08.873
10	54.198	+0.492	13:21:03.071
11	54.475	+0.769	13:21:57.546
12	54.394	+0.688	13:22:51.940
13	54.008	+0.302	13:23:45.948

Lap	Lap Tm	Diff	Time of Day
(93) SERRA GINESTA, MAX			
1	58.463	+3.049	13:12:56.508
2	56.156	+0.742	13:13:52.664
3	56.119	+0.705	13:14:48.783
4	56.503	+1.089	13:15:45.286
5	56.601	+1.187	13:16:41.887
6	57.327	+1.913	13:17:39.214
7	55.468	+0.054	13:18:34.682
8	56.487	+1.073	13:19:31.169
9	55.837	+0.423	13:20:27.006
10	55.977	+0.563	13:21:22.983
11	56.411	+0.997	13:22:19.394
12	55.414		13:23:14.808
13	55.806	+0.392	13:24:10.614

Lap	Lap Tm	Diff	Time of Day
(13) GAYA HERNANDEZ, JORDI			
1	59.316	+4.032	13:12:57.553
2	56.561	+1.277	13:13:54.114
3	56.710	+1.426	13:14:50.824
4	56.218	+0.934	13:15:47.042
5	55.732	+0.448	13:16:42.774
6	56.725	+1.441	13:17:39.499
7	56.152	+0.868	13:18:35.651
8	55.938	+0.654	13:19:31.589
9	56.419	+1.135	13:20:28.008
10	55.777	+0.493	13:21:23.785
11	56.050	+0.766	13:22:19.835
12	55.284		13:23:15.119
13	55.853	+0.569	13:24:10.972

Lap	Lap Tm	Diff	Time of Day
(12) GORDITO MAESTRO, ANTONIO			
1	1:00.224	+2.528	13:12:58.665
2	58.451	+0.755	13:13:57.116
3	57.748	+0.052	13:14:54.864
4	57.696		13:15:52.560

Lap	Lap Tm	Diff	Time of Day
5	57.907	+0.211	13:16:50.467
6	58.217	+0.521	13:17:48.684
7	58.610	+0.914	13:18:47.294
8	58.032	+0.336	13:19:45.326
9	58.682	+0.986	13:20:44.008
10	58.176	+0.480	13:21:42.184
11	58.742	+1.046	13:22:40.926
12	58.807	+1.111	13:23:39.733
13	58.570	+0.874	13:24:38.303

Lap	Lap Tm	Diff	Time of Day
(10) GODINO GOMEZ, RAMON			
1	1:03.559	+3.718	13:13:02.522
2	1:01.464	+1.623	13:14:03.986
3	1:00.803	+0.962	13:15:04.789
4	1:00.304	+0.463	13:16:05.093
5	1:00.373	+0.532	13:17:05.466
6	59.841		13:18:05.307
7	1:01.125	+1.284	13:19:06.432
8	1:01.043	+1.202	13:20:07.475
9	1:02.793	+2.952	13:21:10.268
10	1:01.714	+1.873	13:22:11.982
11	1:00.733	+0.892	13:23:12.715
12	1:01.679	+1.838	13:24:14.394

Lap	Lap Tm	Diff	Time of Day
(7) TORRA MARTI, MARC			
1	1:09.437	+7.581	13:13:08.354
2	1:07.618	+5.762	13:14:15.972
3	1:04.024	+2.168	13:15:19.996
4	1:02.237	+0.381	13:16:22.233
5	1:01.856		13:17:24.089
6	1:03.314	+1.458	13:18:27.403
7	1:03.630	+1.774	13:19:31.033
8	1:03.248	+1.392	13:20:34.281
9	1:02.151	+0.295	13:21:36.432
10	1:02.793	+0.937	13:22:39.225
11	1:03.037	+1.181	13:23:42.262
12	1:03.931	+2.075	13:24:46.193


Lap	Lap Tm	Diff	Time of Day
(35) GINES CORPA, ALEIX			
1	1:08.926	+1.707	13:13:08.125
2	1:07.625	+0.406	13:14:15.750
3	1:07.219		13:15:22.969
4	1:08.656	+1.437	13:16:31.625
5	1:09.578	+2.359	13:17:41.203
6	1:09.844	+2.625	13:18:51.047
7	1:11.606	+4.387	13:20:02.653
8	1:10.771	+3.552	13:21:13.424
9	1:11.613	+4.394	13:22:25.037
10	1:11.844	+4.625	13:23:36.881
11	1:10.821	+3.602	13:24:47.702

Copa Catalana Supermotard - Vic

SM Road 65-85

Circuit d'Osona 1,200 km

Entrenaments Qualificatius



sició	Nº	Nom	Moto	Millor Ts total	R1. Millor Tm	2. Millor Tm	Club	classe
1	22	ANTONIO SANCHO, JORDI	KTM	54.289	54.289	54.292	Mec Alcanar	SM Road 85
2	14	MESTRES PLA, ARI	SIN MARCA	54.610	55.089	54.610	MC Circuit Móra	SM Road 65
3	13	GAYA HERNANDEZ, JORDI	KTM	56.516	57.389	56.516	Mc. Segre	SM Road 65
4	93	SERRA GINESTA, MAX	KTM	56.525	57.364	56.525	Ch Agramunt	SM Road 65
5	12	GORDITO MAESTRO, ANTONIO	SIN MARCA	57.773	59.386	57.773	Simonety School	SM Road 65
6	10	GODINO GOMEZ, RAMON	KTM	1:00.104	1:02.223	1:00.104	MC C.Taulé	SM Road 65
7	7	TORRA MARTI, MARC	HONDA	1:01.754	1:02.225	1:01.754	MC C.Taulé	SM Road 85
8	35	GINES CORPA, ALEIX	KTM	1:10.467	1:14.875	1:10.467	Lleides Motorsport	SM Road 65

Copa Catalana Supermotard - Vic

Ordenat per la volta més ràpida

SM Road 65-85

Circuit d'Osona 1,200 km

Entrenaments Qualificatius 1

27/05/2018 09:30

Classificació (10:00 Temps) started at 9:30:27

posició	Nº	Nom	Millor Tm	Dif	Diferència	En volta	Club	classe
1	22	ANTONIO SANCHO, JORDI	54.289			8	Mec Alcanar	SM Road 85
2	14	MESTRES PLA, ARI	55.089	0.800	0.800	9	MC Circuit Móra	SM Road 65
3	93	SERRA GINESTA, MAX	57.364	3.075	2.275	8	Ch Agramunt	SM Road 65
4	13	GAYA HERNANDEZ, JORDI	57.389	3.100	0.025	9	Mc. Segre	SM Road 65
5	12	GORDITO MAESTRO, ANTONIO	59.386	5.097	1.997	5	Simonety School	SM Road 65
6	10	GODINO GOMEZ, RAMON	1:02.223	7.934	2.837	6	MC C.Taulé	SM Road 65
7	7	TORRA MARTI, MARC	1:02.225	7.936	0.002	5	MC C.Taulé	SM Road 85
8	35	GINES CORPA, ALEIX	1:14.875	20.586	12.650	6	Lleides Motorsport	SM Road 65

Copa Catalana Supermotard - Vic

SM Road 65-85

Circuit d'Osona 1,200 km

Entrenaments Qualificatius 1

27/05/2018 09:30

Classificació (10:00 Temps) started at 9:30:27

Lap	Lap Tm	Diff	Time of Day
(22) ANTONIO SANCHE, JORDI			
1	1:08.245	+13.956	9:32:08.108
2	56.319	+2.030	9:33:04.427
3	55.634	+1.345	9:34:00.061
4	55.339	+1.050	9:34:55.400
5	55.059	+0.770	9:35:50.459
6	55.372	+1.083	9:36:45.831
7	55.823	+1.534	9:37:41.654
8	54.289		9:38:35.943
9	55.100	+0.811	9:39:31.043
10	54.408	+0.119	9:40:25.451
11	54.534	+0.245	9:41:19.985

(14) MESTRES PLA, ARI			
1	1:09.496	+14.407	9:32:09.419
2	58.083	+2.994	9:33:07.502
3	56.273	+1.184	9:34:03.775
4	56.601	+1.512	9:35:00.376
5	55.208	+0.119	9:35:55.584
6	56.270	+1.181	9:36:51.854
7	55.491	+0.402	9:37:47.345
8	56.194	+1.105	9:38:43.539
9	55.089		9:39:38.628
10	55.110	+0.021	9:40:33.738

(93) SERRA GINESTA, MAX			
1	1:05.486	+8.122	9:32:02.135
2	58.463	+1.099	9:33:00.598
3	58.551	+1.187	9:33:59.149
4	59.146	+1.782	9:34:58.295
5	1:00.029	+2.665	9:35:58.324
6	58.541	+1.177	9:36:56.865
7	57.397	+0.033	9:37:54.262
8	57.364		9:38:51.626
9	58.888	+1.524	9:39:50.514
10	1:01.032	+3.668	9:40:51.546

(13) GAYA HERNANDEZ, JORDI			
1	1:06.910	+9.521	9:32:03.511
2	1:00.331	+2.942	9:33:03.842
3	59.632	+2.243	9:34:03.474
4	58.472	+1.083	9:35:01.946
5	58.681	+1.292	9:36:00.627
6	58.341	+0.952	9:36:58.968
7	57.760	+0.371	9:37:56.728
8	57.543	+0.154	9:38:54.271
9	57.389		9:39:51.660
10	1:00.503	+3.114	9:40:52.163

(12) GORDITO MAESTRO, ANTONIO			
1	1:06.579	+7.193	9:32:10.564
2	1:56.242	+56.856	9:34:06.806
3	1:04.662	+5.276	9:35:11.468
4	1:01.177	+1.791	9:36:12.645
5	59.386		9:37:12.031
6	1:08.941	+9.555	9:38:20.972
7	1:47.224	+47.838	9:40:08.196
8	1:05.351	+5.965	9:41:13.547

(10) GODINO GOMEZ, RAMON			
1	1:18.170	+15.947	9:32:23.396
2	1:09.702	+7.479	9:33:33.098
3	1:03.444	+1.221	9:34:36.542
4	1:03.582	+1.359	9:35:40.124
5	1:02.275	+0.052	9:36:42.399

Lap	Lap Tm	Diff	Time of Day
6	1:02.223		9:37:44.622
7	1:02.985	+0.762	9:38:47.607
8	1:02.641	+0.418	9:39:50.248
9	1:03.002	+0.779	9:40:53.250

(7) TORRA MARTI, MARC			
1	1:17.468	+15.243	9:32:25.131
2	1:07.396	+5.171	9:33:32.527
3	1:03.678	+1.453	9:34:36.205
4	1:03.283	+1.058	9:35:39.488
5	1:02.225		9:36:41.713
6	1:02.613	+0.388	9:37:44.326
7	1:03.000	+0.775	9:38:47.326
8	1:02.530	+0.305	9:39:49.856
9	1:02.749	+0.524	9:40:52.605

(35) GINES CORPA, ALEIX			
1	1:22.560	+7.685	9:32:25.049
2	1:18.433	+3.558	9:33:43.482
3	2:04.549	+49.674	9:35:48.031
4	1:15.541	+0.666	9:37:03.572
5	1:15.911	+1.036	9:38:19.483
6	1:14.875		9:39:34.358
7	1:15.351	+0.476	9:40:49.709

Copa Catalana Supermotard - Vic

Ordenat per la volta més ràpida

SM Road 65-85

Circuit d'Osona 1,200 km

Entrenaments Qualificatius 2

27/05/2018 10:15

Classificació (10:00 Temps) started at 10:14:49

posició	Nº	Nom	Millor Tm	Dif	Diferència	En volta	Club	classe
1	22	ANTONIO SANCHO, JORDI	54.292			7	Mec Alcanar	SM Road 85
2	14	MESTRES PLA, ARI	54.610	0.318	0.318	10	MC Circuit Móra	SM Road 65
3	13	GAYA HERNANDEZ, JORDI	56.516	2.224	1.906	9	Mc. Segre	SM Road 65
4	93	SERRA GINESTA, MAX	56.525	2.233	0.009	9	Ch Agramunt	SM Road 65
5	12	GORDITO MAESTRO, ANTONIO	57.773	3.481	1.248	10	Simonety School	SM Road 65
6	10	GODINO GOMEZ, RAMON	1:00.104	5.812	2.331	7	MC C.Taulé	SM Road 65
7	7	TORRA MARTI, MARC	1:01.754	7.462	1.650	6	MC C.Taulé	SM Road 85
8	35	GINES CORPA, ALEIX	1:10.467	16.175	8.713	8	Lleides Motorsport	SM Road 65

Copa Catalana Supermotard - Vic

SM Road 65-85

Circuit d'Osona 1,200 km

Entrenaments Qualificatius 2

27/05/2018 10:15

Classificació (10:00 Temps) started at 10:14:49

Lap	Lap Tm	Diff	Time of Day
(22) ANTONIO SANCHE, JORDI			
1	1:06.143	+11.851	10:16:01.828
2	55.497	+1.205	10:16:57.325
3	54.599	+0.307	10:17:51.924
4	54.724	+0.432	10:18:46.648
5	54.818	+0.526	10:19:41.466
6	54.521	+0.229	10:20:35.987
7	54.292		10:21:30.279
8	54.307	+0.015	10:22:24.586
9	54.881	+0.589	10:23:19.467
10	54.901	+0.609	10:24:14.368
11	54.402	+0.110	10:25:08.770

Lap	Lap Tm	Diff	Time of Day
(14) MESTRES PLA, ARI			
1	1:06.481	+11.871	10:16:01.658
2	56.486	+1.876	10:16:58.144
3	54.761	+0.151	10:17:52.905
4	56.424	+1.814	10:18:49.329
5	55.403	+0.793	10:19:44.732
6	54.955	+0.345	10:20:39.687
7	54.643	+0.033	10:21:34.330
8	55.099	+0.489	10:22:29.429
9	55.119	+0.509	10:23:24.548
10	54.610		10:24:19.158
11	54.962	+0.352	10:25:14.120

Lap	Lap Tm	Diff	Time of Day
(13) GAYA HERNANDEZ, JORDI			
1	1:03.370	+6.854	10:15:53.723
2	58.695	+2.179	10:16:52.418
3	58.706	+2.190	10:17:51.124
4	58.047	+1.531	10:18:49.171
5	58.035	+1.519	10:19:47.206
6	57.018	+0.502	10:20:44.224
7	57.561	+1.045	10:21:41.785
8	56.787	+0.271	10:22:38.572
9	56.516		10:23:35.088
10	57.713	+1.197	10:24:32.801
11	58.937	+2.421	10:25:31.738

Lap	Lap Tm	Diff	Time of Day
(93) SERRA GINESTA, MAX			
1	1:02.950	+6.425	10:15:52.647
2	57.043	+0.518	10:16:49.690
3	56.826	+0.301	10:17:46.516
4	56.565	+0.040	10:18:43.081
5	1:01.295	+4.770	10:19:44.376
6	57.724	+1.199	10:20:42.100
7	57.120	+0.595	10:21:39.220
8	56.678	+0.153	10:22:35.898
9	56.525		10:23:32.423
10	57.700	+1.175	10:24:30.123
11	1:01.289	+4.764	10:25:31.412

Lap	Lap Tm	Diff	Time of Day
(12) GORDITO MAESTRO, ANTONIO			
1	1:07.923	+10.150	10:16:01.667
2	59.830	+2.057	10:17:01.497
3	59.111	+1.338	10:18:00.608
4	59.089	+1.316	10:18:59.697
5	58.943	+1.170	10:19:58.640
6	58.633	+0.860	10:20:57.273
7	1:00.632	+2.859	10:21:57.905
8	58.792	+1.019	10:22:56.697
9	58.679	+0.906	10:23:55.376
10	57.773		10:24:53.149

Lap	Lap Tm	Diff	Time of Day
(10) GODINO GOMEZ, RAMON			

Lap	Lap Tm	Diff	Time of Day
1	1:16.485	+16.381	10:16:08.077
2	1:03.761	+3.657	10:17:11.838
3	1:01.839	+1.735	10:18:13.677
4	1:00.950	+0.846	10:19:14.627
5	1:01.403	+1.299	10:20:16.030
6	1:00.550	+0.446	10:21:16.580
7	1:00.104		10:22:16.684
8	1:00.609	+0.505	10:23:17.293
9	1:00.802	+0.698	10:24:18.095
10	1:01.673	+1.569	10:25:19.768

Lap	Lap Tm	Diff	Time of Day
(7) TORRA MARTI, MARC			
1	1:14.344	+12.590	10:16:09.422
2	1:04.507	+2.753	10:17:13.929
3	1:02.558	+0.804	10:18:16.487
4	1:02.226	+0.472	10:19:18.713
5	1:02.044	+0.290	10:20:20.757
6	1:01.754		10:21:22.511
7	1:01.853	+0.099	10:22:24.364
8	1:02.589	+0.835	10:23:26.953
9	1:02.923	+1.169	10:24:29.876
10	1:06.466	+4.712	10:25:36.342

Lap	Lap Tm	Diff	Time of Day
(35) GINES CORPA, ALEIX			
1	1:16.965	+6.498	10:16:09.270
2	1:11.818	+1.351	10:17:21.088
3	1:12.669	+2.202	10:18:33.757
4	1:12.297	+1.830	10:19:46.054
5	1:10.923	+0.456	10:20:56.977
6	1:11.026	+0.559	10:22:08.003
7	1:11.232	+0.765	10:23:19.235
8	1:10.467		10:24:29.702
9	1:11.643	+1.176	10:25:41.345