


3 de juny de 2018 - Circuit de Montperler - Bellpuig

Campionat de Catalunya MX - Bellpuig

MX Femení

Circuit de Montperler 2,000 km

Classificació Final



Pos.	Núm.	Nom	Llicència	Club	R1.	R2.	Total Punts
1	46	SANCHEZ NEQUI, JANA	137087-GI	Mc St.Celoni	25	25	50
2	29	MAGALLON GUBAU, CARLA	137573-GI-	Mc St.Hilari	20	20	40
3	84	MANTE SOLA, LAIA	137325-GI	Mc. Vilobí d´Onyar	16	16	32
4	923	RAMIREZ VENDRELL, ADELINA	137018-T	Pobla Mafumet	13	13	26
5	113	CALERO CHICHARRO, AIDA	137263-B		11	11	22
6	285	VALERO PALOMARES, MARIONA	136887-B	MC C.Taulé	10	10	20
7	83	BLANCO SEQUI, AITANA	248387-V	Ctat. Albaida	9	9	18
8	7	LLOBERA RICART, EVA	137199-L	Mc. Segre	8	8	16

Cap de cronometratge / Director de Cursa / President del Jurat

Orbits



3 de juny de 2018 - Circuit de Montperler - Bellpuig

Campionat de Catalunya MX - Bellpuig

classificat per voltes

MX Femení	Circuit de Montperler 2,000 km
Carrera 1	03/06/2018 10:55
Cursa (20:00 i 2 Voltes) started at 10:52:45	

Pos.	Núm.	Nom	Voltes	Total Ts	Dif	Millor Tm	Moto	Club	classe	Punts
1	46	SANCHEZ NEQUI, JANA	12	25:15.718		2:05.174	SIN MARCA	Mc St.Celoni	MX Fe	25
2	29	MAGALLON GUBAU, CARLA	12	25:52.627	36.909	2:06.965	KTM	Mc St.Hilari	MX Fe	20
3	84	MANTE SOLA, LAIA	12	26:18.301	1:02.583	2:07.450	SUZUKI	Mc. Vilobí d´Or	MX Fe	16
4	923	RAMIREZ VENDRELL, ADELINA	12	26:27.920	1:12.202	2:07.481	HONDA	Pobla Mafumet	MX Fe	13
5	113	CALERO CHICHARRO, AIDA	12	27:07.015	1:51.297	2:11.508			MX Fe	11
6	285	VALERO PALOMARES, MARIONA	12	27:26.655	2:10.937	2:13.760	HUSQVARNA	MC C.Taulé	MX Fe	10
7	83	BLANCO SEQUI, AITANA	11	26:29.422	1 Volta	2:22.224	SIN MARCA	Ctat. Albaida	MX Fe	9
8	7	LLOBERA RICART, EVA	10	26:32.464	2 Voltes	2:34.326	SHERCO	Mc. Segre	MX Fe	8

Marge de victòria	Velocitat mitja	Millor temps de volta	Millor vel.	Millor volta per
36.909	57,003	2:05.174	57,520	46 - SANCHEZ NEQUI, JANA

Cap de cronometratge / Director de Cursa / President del Jurat Orbits

Campionat de Catalunya MX - Bellpuig

Volta a volta

MX Femení

Circuit de Montperler 2,000 km

Carrera 1

03/06/2018 10:55

Cursa (20:00 i 2 Voltes) started at 10:52:45

Competidors

Voltes

	0	1	2	3	4	5	6	7	8	9	10	11	12
MAGALLON GUBAU, CARLA (29)	29	46	46	46	46	46	46	46	46	46	46	46	46
SANCHEZ NEQUI, JANA (46)	46	29	29	29	29	29	29	29	29	29	29	29	29
VALERO PALOMARES, MARIONA (285)	285	923	923	923	84	84	84	84	84	84	84	84	84
RAMIREZ VENDRELL, ADELINA (923)	923	84	84	84	923	923	923	923	923	923	923	923	923
MANTE SOLA, LAIA (84)	84	285	285	113	113	113	113	113	113	113	113	113	113
LLOBERA RICART, EVA (7)	7	113	113	285	285	285	285	285	285	285	285	285	285
BLANCO SEQUI, AITANA (83)	83	83	83	83	83	83	83	83	83	83	83	83	83
CALERO CHICHARRO, AIDA (113)	113	7	7	7	7	7	7	7	7	7	7	7	7



3 de juny de 2018 - Circuit de Montperler - Bellpuig

Campionat de Catalunya MX - Bellpuig

MX Femení

Circuit de Montperler 2,000 km

Carrera 1

03/06/2018 10:55

Cursa (20:00 i 2 Voltes) started at 10:52:45

Lap	Lap Tm	Diff	Time of Day
(46) SANCHEZ NEQUI, JANA			
1	2:06.377	+1.203	10:54:56.282
2	2:05.174		10:57:01.456
3	2:06.425	+1.251	10:59:07.881
4	2:05.246	+0.072	11:01:13.127
5	2:06.599	+1.425	11:03:19.726
6	2:06.236	+1.062	11:05:25.962
7	2:05.841	+0.667	11:07:31.803
8	2:05.647	+0.473	11:09:37.450
9	2:05.633	+0.459	11:11:43.083
10	2:06.275	+1.101	11:13:49.358
11	2:05.812	+0.638	11:15:55.170
12	2:06.504	+1.330	11:18:01.674

Lap	Lap Tm	Diff	Time of Day
(29) MAGALLON GUBAU, CARLA			
1	2:10.459	+3.494	10:55:00.330
2	2:07.787	+0.822	10:57:08.117
3	2:07.081	+0.116	10:59:15.198
4	2:06.965		11:01:22.163
5	2:08.850	+1.885	11:03:31.013
6	2:08.747	+1.782	11:05:39.760
7	2:08.976	+2.011	11:07:48.736
8	2:09.436	+2.471	11:09:58.172
9	2:09.691	+2.726	11:12:07.863
10	2:10.995	+4.030	11:14:18.858
11	2:09.537	+2.572	11:16:28.395
12	2:10.188	+3.223	11:18:38.583

Lap	Lap Tm	Diff	Time of Day
(84) MANTE SOLA, LAIA			
1	2:12.642	+5.192	10:55:02.622
2	2:08.418	+0.968	10:57:11.040
3	2:08.668	+1.218	10:59:19.708
4	2:07.450		11:01:27.158
5	2:07.976	+0.526	11:03:35.134
6	2:11.970	+4.520	11:05:47.104
7	2:10.764	+3.314	11:07:57.868
8	2:12.489	+5.039	11:10:10.357
9	2:11.174	+3.724	11:12:21.531
10	2:12.033	+4.583	11:14:33.564
11	2:13.766	+6.316	11:16:47.330
12	2:16.927	+9.477	11:19:04.257

Lap	Lap Tm	Diff	Time of Day
(923) RAMIREZ VENDRELL, ADELINA			
1	2:12.030	+4.549	10:55:01.945
2	2:08.405	+0.924	10:57:10.350
3	2:07.481		10:59:17.831
4	2:10.787	+3.306	11:01:28.618
5	2:11.622	+4.141	11:03:40.240
6	2:14.281	+6.800	11:05:54.521
7	2:12.433	+4.952	11:08:06.954
8	2:11.596	+4.115	11:10:18.550
9	2:12.653	+5.172	11:12:31.203
10	2:13.459	+5.978	11:14:44.662
11	2:13.757	+6.276	11:16:58.419
12	2:15.457	+7.976	11:19:13.876

Lap	Lap Tm	Diff	Time of Day
(113) CALERO CHICHARRO, AIDA			
1	2:17.532	+6.024	10:55:09.860
2	2:14.611	+3.103	10:57:24.471
3	2:11.508		10:59:35.979
4	2:12.488	+0.980	11:01:48.467
5	2:12.534	+1.026	11:04:01.001
6	2:16.542	+5.034	11:06:17.543
7	2:17.119	+5.611	11:08:34.662
8	2:15.707	+4.199	11:10:50.369

Lap	Lap Tm	Diff	Time of Day
9	2:14.982	+3.474	11:13:05.351
10	2:15.523	+4.015	11:15:20.874
11	2:15.991	+4.483	11:17:36.865
12	2:16.106	+4.598	11:19:52.971

Lap	Lap Tm	Diff	Time of Day
(285) VALERO PALOMARES, MARIONA			
1	2:17.994	+4.234	10:55:07.902
2	2:15.220	+1.460	10:57:23.122
3	2:13.760		10:59:36.882
4	2:14.942	+1.182	11:01:51.824
5	2:17.070	+3.310	11:04:08.894
6	2:18.735	+4.975	11:06:27.629
7	2:16.447	+2.687	11:08:44.076
8	2:15.642	+1.882	11:10:59.718
9	2:16.719	+2.959	11:13:16.437
10	2:17.912	+4.152	11:15:34.349
11	2:19.685	+5.925	11:17:54.034
12	2:18.577	+4.817	11:20:12.611

Lap	Lap Tm	Diff	Time of Day
(83) BLANCO SEQUI, AITANA			
1	2:26.445	+4.221	10:55:16.911
2	2:22.911	+0.687	10:57:39.822
3	2:22.224		11:00:02.046
4	2:23.766	+1.542	11:02:25.812
5	2:25.324	+3.100	11:04:51.136
6	2:24.043	+1.819	11:07:15.179
7	2:25.145	+2.921	11:09:40.324
8	2:24.162	+1.938	11:12:04.486
9	2:23.853	+1.629	11:14:28.339
10	2:23.319	+1.095	11:16:51.658
11	2:23.720	+1.496	11:19:15.378

Lap	Lap Tm	Diff	Time of Day
(7) LLOBERA RICART, EVA			
1	2:40.114	+5.788	10:55:30.435
2	2:35.169	+0.843	10:58:05.604
3	2:34.326		11:00:39.930
4	2:35.693	+1.367	11:03:15.623
5	2:40.741	+6.415	11:05:56.364
6	2:41.906	+7.580	11:08:38.270
7	2:41.512	+7.186	11:11:19.782
8	2:40.444	+6.118	11:14:00.226
9	2:39.311	+4.985	11:16:39.537
10	2:38.883	+4.557	11:19:18.420

Cap de cronometratge / Director de Cursa / President del Jurat

Orbits



3 de juny de 2018 - Circuit de Montperler - Bellpuig

Campionat de Catalunya MX - Bellpuig

classificat per voltes

MX Femení

Circuit de Montperler 2,000 km

Carrera 2

03/06/2018 12:32

Cursa (20:00 i 2 Voltes) started at 12:23:45

Pos.	Núm.	Nom	Voltes	Total Ts	Dif	Millor Tm	Moto	Club	classe	Punts
1	46	SANCHEZ NEQUI, JANA	12	24:58.583		2:01.213	SIN MARCA	Mc St.Celoni	MX Fe	25
2	29	MAGALLON GUBAU, CARLA	12	25:22.287	23.704	2:03.418	KTM	Mc St.Hilari	MX Fe	20
3	84	MANTE SOLA, LAIA	12	25:44.266	45.683	2:05.195	SUZUKI	Mc. Vilobí d´Or	MX Fe	16
4	923	RAMIREZ VENDRELL, ADELINA	12	25:53.457	54.874	2:06.049	HONDA	Pobla Mafumet	MX Fe	13
5	113	CALERO CHICHARRO, AIDA	12	26:40.849	1:42.266	2:10.966			MX Fe	11
6	285	VALERO PALOMARES, MARIONA	12	26:54.367	1:55.784	2:11.565	HUSQVARNA	MC C.Taulé	MX Fe	10
7	83	BLANCO SEQUI, AITANA	11	25:39.031	1 Volta	2:16.402	SIN MARCA	Ctat. Albaida	MX Fe	9
8	7	LLOBERA RICART, EVA	10	25:45.970	2 Voltes	2:31.480	SHERCO	Mc. Segre	MX Fe	8

Marge de victòria	Velocitat mitja	Millor temps de volta	Millor vel.	Millor volta per
23.704	57,654	2:01.213	59,400	46 - SANCHEZ NEQUI, JANA

Cap de cronometratge / Director de Cursa / President del Jurat Orbits

Campionat de Catalunya MX - Bellpuig

Volta a volta

MX Femení

Circuit de Montperler 2,000 km

Carrera 2

03/06/2018 12:32

Cursa (20:00 i 2 Voltes) started at 12:23:45

Competidors

Voltes

	0	1	2	3	4	5	6	7	8	9	10	11	12
RAMIREZ VENDRELL, ADELINA (923)	1	923	46	46	46	46	46	46	46	46	46	46	46
SANCHEZ NEQUI, JANA (46)	2	46	29	29	29	29	29	29	29	29	29	29	29
MAGALLON GUBAU, CARLA (29)	3	29	923	923	84	84	84	84	84	84	84	84	84
MANTE SOLA, LAIA (84)	4	84	84	84	923	923	923	923	923	923	923	923	923
BLANCO SEQUI, AITANA (83)	5	83	113	113	113	113	113	113	113	113	113	113	113
VALERO PALOMARES, MARIONA (285)	6	285	285	285	285	285	285	285	285	285	285	285	285
CALERO CHICHARRO, AIDA (113)	7	113	83	83	83	83	83	83	83	83	83	83	83
LLOBERA RICART, EVA (7)	8	7	7	7	7	7	7	7	7	7	7	7	7



3 de juny de 2018 - Circuit de Montperler - Bellpuig

Campionat de Catalunya MX - Bellpuig

MX Femení

Circuit de Montperler 2,000 km

Carrera 2

03/06/2018 12:32

Cursa (20:00 i 2 Voltes) started at 12:23:45

Lap	Lap Tm	Diff	Time of Day
(46) SANCHEZ NEQUI, JANA			
1	2:04.963	+3.750	12:25:54.618
2	2:05.534	+4.321	12:28:00.152
3	2:03.902	+2.689	12:30:04.054
4	2:03.045	+1.832	12:32:07.099
5	2:03.906	+2.693	12:34:11.005
6	2:02.049	+0.836	12:36:13.054
7	2:01.213		12:38:14.267
8	2:04.663	+3.450	12:40:18.930
9	2:05.515	+4.302	12:42:24.445
10	2:06.649	+5.436	12:44:31.094
11	2:06.098	+4.885	12:46:37.192
12	2:07.289	+6.076	12:48:44.481

Lap	Lap Tm	Diff	Time of Day
(29) MAGALLON GUBAU, CARLA			
1	2:07.710	+4.292	12:25:57.407
2	2:06.314	+2.896	12:28:03.721
3	2:04.731	+1.313	12:30:08.452
4	2:03.418		12:32:11.870
5	2:05.599	+2.181	12:34:17.469
6	2:04.217	+0.799	12:36:21.686
7	2:06.598	+3.180	12:38:28.284
8	2:06.939	+3.521	12:40:35.223
9	2:07.678	+4.260	12:42:42.901
10	2:08.128	+4.710	12:44:51.029
11	2:07.668	+4.250	12:46:58.697
12	2:09.488	+6.070	12:49:08.185

Lap	Lap Tm	Diff	Time of Day
(84) MANTE SOLA, LAIA			
1	2:09.572	+4.377	12:25:59.402
2	2:07.363	+2.168	12:28:06.765
3	2:05.886	+0.691	12:30:12.651
4	2:06.169	+0.974	12:32:18.820
5	2:05.195		12:34:24.015
6	2:06.974	+1.779	12:36:30.989
7	2:07.621	+2.426	12:38:38.610
8	2:09.307	+4.112	12:40:47.917
9	2:08.069	+2.874	12:42:55.986
10	2:08.983	+3.788	12:45:04.969
11	2:09.611	+4.416	12:47:14.580
12	2:15.584	+10.389	12:49:30.164

Lap	Lap Tm	Diff	Time of Day
(923) RAMIREZ VENDRELL, ADELINA			
1	2:09.241	+3.192	12:25:58.707
2	2:07.371	+1.322	12:28:06.078
3	2:08.625	+2.576	12:30:14.703
4	2:07.152	+1.103	12:32:21.855
5	2:06.049		12:34:27.904
6	2:09.412	+3.363	12:36:37.316
7	2:08.037	+1.988	12:38:45.353
8	2:09.965	+3.916	12:40:55.318
9	2:09.983	+3.934	12:43:05.301
10	2:10.378	+4.329	12:45:15.679
11	2:11.367	+5.318	12:47:27.046
12	2:12.309	+6.260	12:49:39.355

Lap	Lap Tm	Diff	Time of Day
(113) CALERO CHICHARRO, AIDA			
1	2:14.256	+3.290	12:26:04.132
2	2:13.824	+2.858	12:28:17.956
3	2:14.115	+3.149	12:30:32.071
4	2:12.202	+1.236	12:32:44.273
5	2:10.966		12:34:55.239
6	2:11.262	+0.296	12:37:06.501
7	2:11.207	+0.241	12:39:17.708
8	2:13.550	+2.584	12:41:31.258

Lap	Lap Tm	Diff	Time of Day
9	2:14.593	+3.627	12:43:45.851
10	2:13.371	+2.405	12:45:59.222
11	2:13.981	+3.015	12:48:13.203
12	2:13.544	+2.578	12:50:26.747

Lap	Lap Tm	Diff	Time of Day
(285) VALERO PALOMARES, MARIONA			
1	2:16.946	+5.381	12:26:06.794
2	2:14.233	+2.668	12:28:21.027
3	2:13.565	+2.000	12:30:34.592
4	2:11.858	+0.293	12:32:46.450
5	2:11.565		12:34:58.015
6	2:11.920	+0.355	12:37:09.935
7	2:12.835	+1.270	12:39:22.770
8	2:14.913	+3.348	12:41:37.683
9	2:14.544	+2.979	12:43:52.227
10	2:15.799	+4.234	12:46:08.026
11	2:15.022	+3.457	12:48:23.048
12	2:17.217	+5.652	12:50:40.265

Lap	Lap Tm	Diff	Time of Day
(83) BLANCO SEQUI, AITANA			
1	2:21.776	+5.374	12:26:11.615
2	2:16.402		12:28:28.017
3	2:16.483	+0.081	12:30:44.500
4	2:17.508	+1.106	12:33:02.008
5	2:17.420	+1.018	12:35:19.428
6	2:17.965	+1.563	12:37:37.393
7	2:20.157	+3.755	12:39:57.550
8	2:21.480	+5.078	12:42:19.030
9	2:22.852	+6.450	12:44:41.882
10	2:20.608	+4.206	12:47:02.490
11	2:22.439	+6.037	12:49:24.929

Lap	Lap Tm	Diff	Time of Day
(7) LLOBERA RICART, EVA			
1	2:34.840	+3.360	12:26:25.171
2	2:31.856	+0.376	12:28:57.027
3	2:32.371	+0.891	12:31:29.398
4	2:31.480		12:34:00.878
5	2:37.305	+5.825	12:36:38.183
6	2:32.012	+0.532	12:39:10.195
7	2:35.718	+4.238	12:41:45.913
8	2:33.280	+1.800	12:44:19.193
9	2:36.660	+5.180	12:46:55.853
10	2:36.015	+4.535	12:49:31.868

Cap de cronometratge / Director de Cursa / President del Jurat

Orbits



3 de juny de 2018 - Circuit de Montperler - Bellpuig

Campionat de Catalunya MX - Bellpuig

Ordenat per la volta més ràpida

MX Femení

Circuit de Montperler 2,000 km

Entrenaments Qualificatius

03/06/2018 09:00

Classificació (25:00 Temps) started at 9:01:23

Pos.	Núm.	Nom	Millor Tm	Dif	En volta	Club	classe
1	46	SANCHEZ NEQUI, JANA	2:07.575		11	Mc St.Celoni	MX Femení
2	923	RAMIREZ VENDRELL, ADELINA	2:10.873	3.298	8	Pobla Mafumet	MX Femení
3	29	MAGALLON GUBAU, CARLA	2:11.852	4.277	9	Mc St.Hilari	MX Femení
4	84	MANTE SOLA, LAIA	2:12.694	5.119	8	Mc. Vilobí d'Onyar	MX Femení
5	113	CALERO CHICHARRO, AIDA	2:14.302	6.727	8		MX Femení
6	285	VALERO PALOMARES, MARIONA	2:18.573	10.998	9	MC C.Taulé	MX Femení
7	83	BLANCO SEQUI, AITANA	2:31.294	23.719	8	Ctat. Albaida	MX Femení
8	7	LLOBERA RICART, EVA	2:59.461	51.886	7	Mc. Segre	MX Femení



Campionat de Catalunya MX - Bellpuig

MX Femení

Circuit de Montperler 2,000 km

Entrenaments Qualificatius

03/06/2018 09:00

Classificació (25:00 Temps) started at 9:01:23

Lap	Lap Tm	Diff	Time of Day
(46) SANCHEZ NEQUI, JANA			
1	2:41.156	+33.581	9:04:07.905
2	2:31.366	+23.791	9:06:39.271
3	2:14.918	+7.343	9:08:54.189
4	2:12.626	+5.051	9:11:06.815
5	2:10.974	+3.399	9:13:17.789
6	2:12.842	+5.267	9:15:30.631
7	3:34.729	+1:27.154	9:19:05.360
8	2:09.404	+1.829	9:21:14.764
9	2:08.824	+1.249	9:23:23.588
10	2:09.286	+1.711	9:25:32.874
11	2:07.575		9:27:40.449

(923) RAMIREZ VENDRELL, ADELINA			
1	2:40.865	+29.992	9:04:41.944
2	2:34.886	+24.013	9:07:16.830
3	2:22.074	+11.201	9:09:38.904
4	2:16.901	+6.028	9:11:55.805
5	2:17.333	+6.460	9:14:13.138
6	6:26.455	+4:15.582	9:20:39.593
7	2:20.799	+9.926	9:23:00.392
8	2:10.873		9:25:11.265
9	2:49.246	+38.373	9:28:00.511

(29) MAGALLON GUBAU, CARLA			
1	2:37.631	+25.779	9:04:12.964
2	2:29.072	+17.220	9:06:42.036
3	2:19.867	+8.015	9:09:01.903
4	2:16.574	+4.722	9:11:18.477
5	2:16.672	+4.820	9:13:35.149
6	2:16.779	+4.927	9:15:51.928
7	7:53.704	+5:41.852	9:23:45.632
8	2:16.657	+4.805	9:26:02.289
9	2:11.852		9:28:14.141

(84) MANTE SOLA, LAIA			
1	2:48.255	+35.561	9:04:39.788
2	2:32.331	+19.637	9:07:12.119
3	2:27.461	+14.767	9:09:39.580
4	2:23.269	+10.575	9:12:02.849
5	2:25.356	+12.662	9:14:28.205
6	6:54.717	+4:42.023	9:21:22.922
7	2:18.513	+5.819	9:23:41.435
8	2:12.694		9:25:54.129
9	2:43.802	+31.108	9:28:37.931

(113) CALERO CHICHARRO, AIDA			
1	2:38.052	+23.750	9:06:48.457
2	2:37.489	+23.187	9:09:25.946
3	2:26.321	+12.019	9:11:52.267
4	5:08.805	+2:54.503	9:17:01.072
5	2:17.641	+3.339	9:19:18.713
6	2:17.133	+2.831	9:21:35.846
7	2:32.344	+18.042	9:24:08.190
8	2:14.302		9:26:22.492
9	2:17.639	+3.337	9:28:40.131

(285) VALERO PALOMARES, MARIONA			
1	2:45.483	+26.910	9:04:33.861
2	2:26.006	+7.433	9:06:59.867
3	2:24.862	+6.289	9:09:24.729
4	2:25.180	+6.607	9:11:49.909
5	3:55.847	+1:37.274	9:15:45.756
6	2:25.205	+6.632	9:18:10.961
7	2:21.648	+3.075	9:20:32.609

Lap	Lap Tm	Diff	Time of Day
8	4:56.457	+2:37.884	9:25:29.066
9	2:18.573		9:27:47.639

(83) BLANCO SEQUI, AITANA			
1	2:56.541	+25.247	9:04:52.120
2	2:44.097	+12.803	9:07:36.217
3	2:41.428	+10.134	9:10:17.645
4	2:38.402	+7.108	9:12:56.047
5	2:41.269	+9.975	9:15:37.316
6	5:17.568	+2:46.274	9:20:54.884
7	2:36.116	+4.822	9:23:31.000
8	2:31.294		9:26:02.294
9	2:37.977	+6.683	9:28:40.271

(7) LLOBERA RICART, EVA			
1	4:28.324	+1:28.863	9:06:29.180
2	3:22.517	+23.056	9:09:51.697
3	5:40.935	+2:41.474	9:15:32.632
4	3:04.762	+5.301	9:18:37.394
5	3:01.275	+1.814	9:21:38.669
6	2:59.497	+0.036	9:24:38.166
7	2:59.461		9:27:37.627



3 de juny de 2018 - Circuit de Montperler - Bellpuig

Campionat de Catalunya MX - Bellpuig

classificat per voltes

MX 85

Circuit de Montperler 2,000 km

Carrera 1

03/06/2018 11:25

Cursa (15:00 i 2 Voltes) started at 11:21:05

Pos.	Núm.	Nom	Voltes	Total Ts	Dif	Millor Tm	Moto	Club	classe	Punts
1	252	SANCHEZ GARCIA, RAUL	10	18:53.227		1:51.397	SIN MARCA	Mc. Segre	MX 85	25
2	310	PUIG CUMI, VICTOR	10	19:16.965	23.738	1:53.926	SIN MARCA	Mc. Segre	MX 85	25
3	33	AGUILO AZORIN, UNAI	10	19:21.839	28.612	1:54.168	SIN MARCA	Mc. Segre	MX 85	20
4	373	CANET ARDEVOL, EDGAR	10	19:26.648	33.421	1:53.541	KTM	Mc. Polea SX	MX 85	16
5	312	FERRE PLA, FERRAN	10	19:45.085	51.858	1:56.428	HUSQVARNA	Mc Amposta	MX 85	20
6	71	PABLO ARANDA, MARC	10	20:19.592	1:26.365	1:59.894	SIN MARCA	Mc. Segre	MX 85	13
7	15	GARCIA PLANAS, ARNAU	10	20:26.320	1:33.093	1:58.489	SIN MARCA	Mc. Segre	MX 85	16
8	370	CAMPS FAURIA, XAVIER	10	20:32.080	1:38.853	2:00.442	HUSQVARNA	MC Alpicat	MX 85	11
9	6	PIERA GABERNET, BIEL	10	20:33.771	1:40.544	2:00.267	SIN MARCA	Mc. Segre	MX 85	10
10	207	MARTI CALLEJA, ALEIX	10	20:34.145	1:40.918	2:00.565	TM	Mc. Segre	MX 85	9
11	8	DOMINGUEZ OLIVA, YAGO	10	20:39.114	1:45.887	2:01.460	HUSQVARNA	MC 3 Turons	MX 85	8
12	201	GALLART TORRES, ROGER	9	19:11.737	1 Volta	2:04.185	HUSQVARNA	Mc. Segre	MX 85	7
13	225	BARCELO SALVA, TOMEU	9	19:14.084	1 Volta	2:03.429	KTM	Cm. Porrerenc	MX 85	6
14	25	GILI MERIN, GUILLEM	9	19:16.023	1 Volta	2:04.944	SIN MARCA	Am Vidreres	MX 85	5
15	22	GALERA OLIVA, JORDI	9	20:02.124	1 Volta	2:09.859	HUSQVARNA	MC C.Taulé	MX 85	4
16	215	CALVO VILALTA, MARC	9	20:11.576	1 Volta	2:11.414	KTM	Mc. Segre	MX 85	13
17	117	VIDAL COLLELL, RAMON	9	20:13.324	1 Volta	2:11.385	KTM	Independiente	MX 85	11
18	50	GORGORI CURULL, JOAN	9	20:41.695	1 Volta	2:15.383	SIN MARCA	CEM Constantí	MX 85	3
19	16	ROSELL USO, JOAN	9	20:47.366	1 Volta	2:16.066	KAWASAKI	MC C.Taulé	MX 85	10
20	259	SANCHEZ ESCUER, EDGAR	9	21:04.264	1 Volta	2:16.158	HUSQVARNA	MC Alpicat	MX 85	2
21	393	GUECHE BEL, CRISTIAN	9	21:05.056	1 Volta	2:16.496	KTM	Mc Amposta	MX 85	9
22	222	ARENAS LORO, BRIAN	8	18:56.715	2 Voltes	2:18.622	KTM	MX B° Magdale	MX 85	1
23	141	MOLAS ROCA, ANIOL	8	18:57.618	2 Voltes	2:19.164	SIN MARCA	Mc Tona	MX 85	1
24	111	CAPDEVILA CASOL, GERARD	8	19:42.848	2 Voltes	2:22.401	HUSQVARNA	Mc. Segre	MX 85	1
25	29	GAYA CASTAÑE, GUILLEM	8	20:10.293	2 Voltes	2:27.713	SIN MARCA	Mc. Segre	MX 85	1
26	226	MORENO LARA, ADAM	8	20:10.594	2 Voltes	2:27.674	SIN MARCA	Adaim Racing T	MX 85	1

No classificat

NT	26	MATAMOROS JANSÀ, IVAN	4	10:08.881	NT	2:26.949	KTM	Mc Constantí	MX 85	0
NE	80	BAGE , ASHTON LEIGHTON			NE		HUSQVARNA	Mc. Menorca	MX 85	0

Marge de victòria	Velocitat mitja	Millor temps de volta	Millor vel.	Millor volta per
23.738	63,535	1:51.397	64,634	252 - SANCHEZ GARCIA, RAUL


Cap de cronometratge / Director de Cursa / President del Jurat

Orbits

3 de juny de 2018 - Circuit de Montperler - Bellpuig

Campionat de Catalunya MX - Bellpuig

classificat per voltes

MX 85	Circuit de Montperler 2,000 km								
Carrera 1					03/06/2018 11:25				
Cursa (15:00 i 2 Voltes) started at 11:21:05									

Pos.	Núm.	Nom	Voltes	Total Ts	Dif	Millor Tm	Moto	Club	classe	Punts
MX 85 Cadet										
1	252	SANCHEZ GARCIA, RAUL	10	18:53.227		1:51.397	SIN MARCA	Mc. Segre	MX 85	25
2	312	FERRE PLA, FERRAN	10	19:45.085	51.858	1:56.428	HUSQVARNA	Mc Amposta	MX 85	20
3	15	GARCIA PLANAS, ARNAU	10	20:26.320	1:33.093	1:58.489	SIN MARCA	Mc. Segre	MX 85	16
4	215	CALVO VILALTA, MARC	9	20:11.576	1 Volta	2:11.414	KTM	Mc. Segre	MX 85	13
5	117	VIDAL COLLELL, RAMON	9	20:13.324	1 Volta	2:11.385	KTM	Independiente	MX 85	11
6	16	ROSELL USO, JOAN	9	20:47.366	1 Volta	2:16.066	KAWASAKI	MC C.Taulé	MX 85	10
7	393	GUECHE BEL, CRISTIAN	9	21:05.056	1 Volta	2:16.496	KTM	Mc Amposta	MX 85	9

No classificat

NE	80	BAGE , ASHTON LEIGHTON			NE		HUSQVARNA	Mc. Menorca	MX 85	0
-----------	----	------------------------	--	--	----	--	-----------	-------------	-------	---

MX 85 Juvenil

1	310	PUIG CUMI, VICTOR	10	19:16.965		1:53.926	SIN MARCA	Mc. Segre	MX 85	25
2	33	AGUILO AZORIN, UNAI	10	19:21.839	4.874	1:54.168	SIN MARCA	Mc. Segre	MX 85	20
3	373	CANET ARDEVOL, EDGAR	10	19:26.648	9.683	1:53.541	KTM	Mc. Polea SX	MX 85	16
4	71	PABLO ARANDA, MARC	10	20:19.592	1:02.627	1:59.894	SIN MARCA	Mc. Segre	MX 85	13
5	370	CAMPS FAURIA, XAVIER	10	20:32.080	1:15.115	2:00.442	HUSQVARNA	MC Alpícat	MX 85	11
6	6	PIERA GABERNET, BIEL	10	20:33.771	1:16.806	2:00.267	SIN MARCA	Mc. Segre	MX 85	10
7	207	MARTI CALLEJA, ALEIX	10	20:34.145	1:17.180	2:00.565	TM	Mc. Segre	MX 85	9
8	8	DOMINGUEZ OLIVA, YAGO	10	20:39.114	1:22.149	2:01.460	HUSQVARNA	MC 3 Turons	MX 85	8
9	201	GALLART TORRES, ROGER	9	19:11.737	1 Volta	2:04.185	HUSQVARNA	Mc. Segre	MX 85	7
10	225	BARCELO SALVA, TOMEU	9	19:14.084	1 Volta	2:03.429	KTM	Cm. Porrerenc	MX 85	6
11	25	GILI MERIN, GUILLEM	9	19:16.023	1 Volta	2:04.944	SIN MARCA	Am Vidreres	MX 85	5
12	22	GALERA OLIVA, JORDI	9	20:02.124	1 Volta	2:09.859	HUSQVARNA	MC C.Taulé	MX 85	4
13	50	GORGORI CURULL, JOAN	9	20:41.695	1 Volta	2:15.383	SIN MARCA	CEM Constantí	MX 85	3
14	259	SANCHEZ ESCUER, EDGAR	9	21:04.264	1 Volta	2:16.158	HUSQVARNA	MC Alpícat	MX 85	2
15	222	ARENAS LORO, BRIAN	8	18:56.715	2 Voltes	2:18.622	KTM	MX B° Magdale	MX 85	1
16	141	MOLAS ROCA, ANIOL	8	18:57.618	2 Voltes	2:19.164	SIN MARCA	Mc Tona	MX 85	1
17	111	CAPDEVILA CASOL, GERARD	8	19:42.848	2 Voltes	2:22.401	HUSQVARNA	Mc. Segre	MX 85	1
18	29	GAYA CASTAÑE, GUILLEM	8	20:10.293	2 Voltes	2:27.713	SIN MARCA	Mc. Segre	MX 85	1
19	226	MORENO LARA, ADAM	8	20:10.594	2 Voltes	2:27.674	SIN MARCA	Adaim Racing T	MX 85	1

No classificat

NT	26	MATAMOROS JANSA, IVAN	4	10:08.881	NT	2:26.949	KTM	Mc Constantí	MX 85	0
-----------	----	-----------------------	---	-----------	----	----------	-----	--------------	-------	---

Marge de victòria	Velocitat mitja	Millor temps de volta	Millor vel.	Millor volta per
23.738	63,535	1:51.397	64,634	252 - SANCHEZ GARCIA, RAUL

Cap de cronometratge / Director de Cursa / President del Jurat Orbits

Campionat de Catalunya MX - Bellpuig

Volta a volta

MX 85

Circuit de Montperler 2,000 km

Carrera 1

03/06/2018 11:25

Cursa (15:00 i 2 Voltes) started at 11:21:05

Competidors

	Voltes											
	0	1	2	3	4	5	6	7	8	9	10	
FERRE PLA, FERRAN (312)	1	312	252	252	252	252	252	252	252	252	252	252
PUIG CUMI, VICTOR (310)	2	310	310	310	310	310	310	310	310	310	310	310
MARTI CALLEJA, ALEIX (207)	3	207	33	33	33	33	33	33	33	33	33	33
CAMPS FAURIA, XAVIER (370)	4	370	312	312	312	312	373	373	373	373	373	373
AGUILO AZORIN, UNAI (33)	5	33	15	71	373	373	373	312	312	312	312	312
GALLART TORRES, ROGER (201)	6	201	71	373	71	71	71	71	71	71	71	71
SANCHEZ GARCIA, RAUL (252)	7	252	207	207	207	207	15	15	15	15	15	15
PIERA GABERNET, BIEL (6)	8	6	6	6	6	6	6	6	6	6	6	370
PABLO ARANDA, MARC (71)	9	71	370	370	370	15	15	370	370	370	370	6
BARCELO SALVA, TOMEU (225)	10	225	373	8	15	370	370	207	207	207	207	207
MOLAS ROCA, ANIOL (141)	11	141	8	15	8	8	8	8	8	8	8	8
DOMINGUEZ OLIVA, YAGO (8)	12	8	225	25	25	25	225	225	225	225	201	
VIDAL COLLELL, RAMON (117)	13	117	25	201	225	225	25	25	201	201	225	
MORENO LARA, ADAM (226)	14	226	201	225	201	201	201	201	25	25	25	
SANCHEZ ESCUER, EDGAR (259)	15	259	22	22	22	22	22	22	22	22	22	
MATAMOROS JANSÀ, IVAN (26)	16	26	16	117	117	117	117	117	117	215	215	
GILI MERIN, GUILLEM (25)	17	25	117	215	16	215	215	215	215	117	117	
GARCIA PLANAS, ARNAU (15)	18	15	215	16	215	16	50	50	50	50	50	
ROSELL USO, JOAN (16)	19	16	259	50	50	50	16	16	16	16	16	
GORGORI CURULL, JOAN (50)	20	50	50	393	393	393	393	393	393	259	259	
GALERA OLIVA, JORDI (22)	21	22	393	259	259	259	259	259	259	393	393	
ARENAS LORO, BRIAN (222)	22	222	141	141	141	141	141	141	141	222		
CAPDEVILA CASOL, GERARD (111)	23	111	29	222	222	222	222	222	222	141		
GUECHE BEL, CRISTIAN (393)	24	393	226	29	226	111	111	111	111	111		
GAYA CASTAÑE, GUILLEM (29)	25	29	222	226	29	226	29	29	29	29		
CALVO VILALTA, MARC (215)	26	215	26	26	26	29	226	226	226	226		
CANET ARDEVOL, EDGAR (373)	27	373	111	111	111	26						
-	28											



Campionat de Catalunya MX - Bellpuig

MX 85

Circuit de Montperler 2,000 km

Carrera 1

03/06/2018 11:25

Cursa (15:00 i 2 Voltes) started at 11:21:05

Lap	Lap Tm	Diff	Time of Day
(252) SANCHEZ GARCIA, RAUL			
1	1:54.243	+2.846	11:23:03.824
2	1:52.180	+0.783	11:24:56.004
3	1:51.397		11:26:47.401
4	1:53.357	+1.960	11:28:40.758
5	1:54.264	+2.867	11:30:35.022
6	1:51.995	+0.598	11:32:27.017
7	1:52.635	+1.238	11:34:19.652
8	1:51.415	+0.018	11:36:11.067
9	1:53.626	+2.229	11:38:04.693
10	1:53.566	+2.169	11:39:58.259

Lap	Lap Tm	Diff	Time of Day
(310) PUIG CUMI, VICTOR			
1	1:57.713	+3.787	11:23:07.000
2	1:55.909	+1.983	11:25:02.909
3	1:54.388	+0.462	11:26:57.297
4	1:53.926		11:28:51.223
5	1:54.382	+0.456	11:30:45.605
6	1:54.557	+0.631	11:32:40.162
7	1:55.122	+1.196	11:34:35.284
8	1:54.124	+0.198	11:36:29.408
9	1:55.158	+1.232	11:38:24.566
10	1:57.431	+3.505	11:40:21.997

Lap	Lap Tm	Diff	Time of Day
(33) AGUILO AZORIN, UNAI			
1	1:58.406	+4.238	11:23:07.849
2	1:55.851	+1.683	11:25:03.700
3	1:54.388	+0.220	11:26:58.088
4	1:54.168		11:28:52.256
5	1:54.463	+0.295	11:30:46.719
6	1:54.671	+0.503	11:32:41.390
7	1:54.834	+0.666	11:34:36.224
8	1:56.050	+1.882	11:36:32.274
9	1:55.598	+1.430	11:38:27.872
10	1:58.999	+4.831	11:40:26.871

Lap	Lap Tm	Diff	Time of Day
(373) CANET ARDEVOL, EDGAR			
1	2:01.203	+7.662	11:23:18.903
2	1:55.917	+2.376	11:25:14.820
3	1:55.963	+2.422	11:27:10.783
4	1:54.412	+0.871	11:29:05.195
5	1:55.179	+1.638	11:31:00.374
6	1:55.111	+1.570	11:32:55.485
7	1:54.595	+1.054	11:34:50.080
8	1:54.119	+0.578	11:36:44.199
9	1:53.940	+0.399	11:38:38.139
10	1:53.541		11:40:31.680

Lap	Lap Tm	Diff	Time of Day
(312) FERRE PLA, FERRAN			
1	2:01.311	+4.883	11:23:10.509
2	1:56.841	+0.413	11:25:07.350
3	1:57.068	+0.640	11:27:04.418
4	1:56.428		11:29:00.846
5	1:57.759	+1.331	11:30:58.605
6	1:57.843	+1.415	11:32:56.448
7	1:58.125	+1.697	11:34:54.573
8	1:58.148	+1.720	11:36:52.721
9	1:58.482	+2.054	11:38:51.203
10	1:58.914	+2.486	11:40:50.117

Lap	Lap Tm	Diff	Time of Day
(71) PABLO ARANDA, MARC			
1	2:02.884	+2.990	11:23:12.547
2	2:00.850	+0.956	11:25:13.397
3	1:59.894		11:27:13.291
4	2:00.261	+0.367	11:29:13.552

Lap	Lap Tm	Diff	Time of Day
5	2:00.426	+0.532	11:31:13.978
6	2:00.649	+0.755	11:33:14.627
7	2:00.854	+0.960	11:35:15.481
8	2:01.289	+1.395	11:37:16.770
9	2:01.588	+1.694	11:39:18.358
10	2:06.266	+6.372	11:41:24.624

Lap	Lap Tm	Diff	Time of Day
(15) GARCIA PLANAS, ARNAU			
1	2:01.796	+3.307	11:23:11.789
2	2:11.735	+13.246	11:25:23.524
3	1:59.506	+1.017	11:27:23.030
4	1:59.096	+0.607	11:29:22.126
5	1:58.489		11:31:20.615
6	2:01.845	+3.356	11:33:22.460
7	2:00.914	+2.425	11:35:23.374
8	2:02.463	+3.974	11:37:25.837
9	2:02.168	+3.679	11:39:28.005
10	2:03.347	+4.858	11:41:31.352

Lap	Lap Tm	Diff	Time of Day
(370) CAMPS FAURIA, XAVIER			
1	2:09.140	+8.698	11:23:18.561
2	2:03.511	+3.069	11:25:22.072
3	2:00.661	+0.219	11:27:22.733
4	2:00.442		11:29:23.175
5	2:02.398	+1.956	11:31:25.573
6	2:04.163	+3.721	11:33:29.736
7	2:01.124	+0.682	11:35:30.860
8	2:02.699	+2.257	11:37:33.559
9	2:02.417	+1.975	11:39:35.976
10	2:01.136	+0.694	11:41:37.112

Lap	Lap Tm	Diff	Time of Day
(6) PIERA GABERNET, BIEL			
1	2:07.002	+6.735	11:23:16.612
2	2:01.293	+1.026	11:25:17.905
3	2:00.873	+0.606	11:27:18.778
4	2:00.267		11:29:19.045
5	2:00.961	+0.694	11:31:20.006
6	2:04.304	+4.037	11:33:24.310
7	2:01.178	+0.911	11:35:25.488
8	2:07.185	+6.918	11:37:32.673
9	2:02.753	+2.486	11:39:35.426
10	2:03.377	+3.110	11:41:38.803

Lap	Lap Tm	Diff	Time of Day
(207) MARTI CALLEJA, ALEIX			
1	2:04.348	+3.783	11:23:13.693
2	2:01.831	+1.266	11:25:15.524
3	2:00.565		11:27:16.089
4	2:00.834	+0.269	11:29:16.923
5	2:00.913	+0.348	11:31:17.836
6	2:13.187	+12.622	11:33:31.023
7	2:00.715	+0.150	11:35:31.738
8	2:04.055	+3.490	11:37:35.793
9	2:01.406	+0.841	11:39:37.199
10	2:01.978	+1.413	11:41:39.177

Lap	Lap Tm	Diff	Time of Day
(8) DOMINGUEZ OLIVA, YAGO			
1	2:09.933	+8.473	11:23:19.790
2	2:02.621	+1.161	11:25:22.411
3	2:03.492	+2.032	11:27:25.903
4	2:01.912	+0.452	11:29:27.815
5	2:01.460		11:31:29.275
6	2:04.281	+2.821	11:33:33.556
7	2:01.543	+0.083	11:35:35.099
8	2:02.817	+1.357	11:37:37.916
9	2:02.141	+0.681	11:39:40.057
10	2:04.089	+2.629	11:41:44.146

Lap	Lap Tm	Diff	Time of Day
(201) GALLART TORRES, ROGER			
1	2:15.328	+11.143	11:23:24.904
2	2:07.572	+3.387	11:25:32.476
3	2:10.266	+6.081	11:27:42.742
4	2:06.398	+2.213	11:29:49.140
5	2:05.615	+1.430	11:31:54.755
6	2:04.185		11:33:58.940
7	2:06.402	+2.217	11:36:05.342
8	2:05.082	+0.897	11:38:10.424
9	2:06.345	+2.160	11:40:16.769

Lap	Lap Tm	Diff	Time of Day
(225) BARCELO SALVA, TOMEU			
1	2:11.788	+8.359	11:23:21.455
2	2:12.589	+9.160	11:25:34.044
3	2:05.460	+2.031	11:27:39.504
4	2:08.532	+5.103	11:29:48.036
5	2:03.521	+0.092	11:31:51.557
6	2:03.429		11:33:54.986
7	2:03.898	+0.469	11:35:58.884
8	2:10.137	+6.708	11:38:09.021
9	2:10.095	+6.666	11:40:19.116

Lap	Lap Tm	Diff	Time of Day
(25) GILI MERIN, GUILLEM			
1	2:13.952	+9.008	11:23:23.900
2	2:06.830	+1.886	11:25:30.730
3	2:07.213	+2.269	11:27:37.943
4	2:07.169	+2.225	11:29:45.112
5	2:07.235	+2.291	11:31:52.347
6	2:04.944		11:33:57.291
7	2:08.739	+3.795	11:36:06.030
8	2:07.040	+2.096	11:38:13.070
9	2:07.985	+3.041	11:40:21.055

Lap	Lap Tm	Diff	Time of Day
(22) GALERA OLIVA, JORDI			
1	2:14.956	+5.097	11:23:25.259
2	2:11.510	+1.651	11:25:36.769
3	2:09.859		11:27:46.628
4	2:10.763	+0.904	11:29:57.391
5	2:12.732	+2.873	11:32:10.123
6	2:14.523	+4.664	11:34:24.646
7	2:15.603	+5.744	11:36:40.249
8	2:14.826	+4.967	11:38:55.075
9	2:12.081	+2.222	11:41:07.156

Lap	Lap Tm	Diff	Time of Day
(215) CALVO VILALTA, MARC			
1	2:18.937	+7.523	11:23:29.879
2	2:11.935	+0.521	11:25:41.814
3	2:22.150	+10.736	11:28:03.964
4	2:12.479	+1.065	11:30:16.443
5	2:12.038	+0.624	11:32:28.481
6	2:11.414		11:34:39.895
7	2:12.564	+1.150	11:36:52.459
8	2:12.519	+1.105	11:39:04.978
9	2:11.630	+0.216	11:41:16.608

Lap	Lap Tm	Diff	Time of Day
(117) VIDAL COLLELL, RAMON			
1	2:18.078	+6.693	11:23:27.975
2	2:11.385		11:25:39.360
3	2:11.985	+0.600	11:27:51.345
4	2:14.871	+3.486	11:30:06.216
5	2:15.660	+4.275	11:32:21.876
6	2:16.285	+4.900	11:34:38.161
7	2:13.209	+1.824	11:36:51.370
8	2:13.983	+2.598	11:39:05.353
9	2:13.003	+1.618	11:41:18.356



Campionat de Catalunya MX - Bellpuig

MX 85

Circuit de Montperler 2,000 km

Carrera 1

03/06/2018 11:25

Cursa (15:00 i 2 Voltes) started at 11:21:05

Lap	Lap Tm	Diff	Time of Day
(50) GORGORI CURULL, JOAN			
1	2:25.859	+10.476	11:23:36.056
2	2:16.046	+0.663	11:25:52.102
3	2:16.137	+0.754	11:28:08.239
4	2:15.584	+0.201	11:30:23.823
5	2:15.719	+0.336	11:32:39.542
6	2:15.383		11:34:54.925
7	2:15.616	+0.233	11:37:10.541
8	2:16.703	+1.320	11:39:27.244
9	2:19.483	+4.100	11:41:46.727

Lap	Lap Tm	Diff	Time of Day
(16) ROSELL USO, JOAN			
1	2:17.654	+1.588	11:23:27.768
2	2:17.328	+1.262	11:25:45.096
3	2:18.001	+1.935	11:28:03.097
4	2:18.637	+2.571	11:30:21.734
5	2:18.316	+2.250	11:32:40.050
6	2:18.427	+2.361	11:34:58.477
7	2:17.965	+1.899	11:37:16.442
8	2:16.066		11:39:32.508
9	2:19.890	+3.824	11:41:52.398

Lap	Lap Tm	Diff	Time of Day
(259) SANCHEZ ESCUER, EDGAR			
1	2:25.302	+9.144	11:23:35.228
2	2:21.421	+5.263	11:25:56.649
3	2:19.076	+2.918	11:28:15.725
4	2:19.355	+3.197	11:30:35.080
5	2:20.041	+3.883	11:32:55.121
6	2:18.400	+2.242	11:35:13.521
7	2:20.811	+4.653	11:37:34.332
8	2:18.806	+2.648	11:39:53.138
9	2:16.158		11:42:09.296

Lap	Lap Tm	Diff	Time of Day
(393) GUECHE BEL, CRISTIAN			
1	2:26.342	+9.846	11:23:37.100
2	2:18.682	+2.186	11:25:55.782
3	2:18.898	+2.402	11:28:14.680
4	2:19.424	+2.928	11:30:34.104
5	2:18.773	+2.277	11:32:52.877
6	2:19.767	+3.271	11:35:12.644
7	2:20.300	+3.804	11:37:32.944
8	2:20.648	+4.152	11:39:53.592
9	2:16.496		11:42:10.088

Lap	Lap Tm	Diff	Time of Day
(222) ARENAS LORO, BRIAN			
1	2:33.402	+14.780	11:23:44.087
2	2:19.757	+1.135	11:26:03.844
3	2:19.680	+1.058	11:28:23.524
4	2:18.808	+0.186	11:30:42.332
5	2:20.191	+1.569	11:33:02.523
6	2:19.280	+0.658	11:35:21.803
7	2:21.322	+2.700	11:37:43.125
8	2:18.622		11:40:01.747

Lap	Lap Tm	Diff	Time of Day
(141) MOLAS ROCA, ANIOL			
1	2:27.932	+8.768	11:23:37.612
2	2:19.648	+0.484	11:25:57.260
3	2:20.964	+1.800	11:28:18.224
4	2:19.164		11:30:37.388
5	2:23.349	+4.185	11:33:00.737
6	2:19.896	+0.732	11:35:20.633
7	2:21.062	+1.898	11:37:41.695
8	2:20.955	+1.791	11:40:02.650

Lap	Lap Tm	Diff	Time of Day
(111) CAPDEVILA CASOL, GERARD			

Lap	Lap Tm	Diff	Time of Day
1	2:38.083	+15.682	11:23:48.770
2	2:29.634	+7.233	11:26:18.404
3	2:25.646	+3.245	11:28:44.050
4	2:25.854	+3.453	11:31:09.904
5	2:24.089	+1.688	11:33:33.993
6	2:22.401		11:35:56.394
7	2:27.023	+4.622	11:38:23.417
8	2:24.463	+2.062	11:40:47.880

Lap	Lap Tm	Diff	Time of Day
(29) GAYA CASTAÑE, GUILLEM			
1	2:31.578	+3.865	11:23:42.514
2	2:27.713		11:26:10.227
3	2:30.528	+2.815	11:28:40.755
4	2:31.245	+3.532	11:31:12.000
5	2:30.747	+3.034	11:33:42.747
6	2:32.411	+4.698	11:36:15.158
7	2:30.541	+2.828	11:38:45.699
8	2:29.626	+1.913	11:41:15.325

Lap	Lap Tm	Diff	Time of Day
(226) MORENO LARA, ADAM			
1	2:33.358	+5.684	11:23:43.260
2	2:27.674		11:26:10.934
3	2:27.698	+0.024	11:28:38.632
4	2:32.192	+4.518	11:31:10.824
5	2:35.066	+7.392	11:33:45.890
6	2:32.072	+4.398	11:36:17.962
7	2:29.275	+1.601	11:38:47.237
8	2:28.389	+0.715	11:41:15.626

Lap	Lap Tm	Diff	Time of Day
(26) MATAMOROS JANSA, IVAN			
1	2:37.344	+10.395	11:23:47.286
2	2:26.949		11:26:14.235
3	2:29.520	+2.571	11:28:43.755
4	2:30.158	+3.209	11:31:13.913



3 de juny de 2018 - Circuit de Montperler - Bellpuig

Campionat de Catalunya MX - Bellpuig

classificat per voltes

MX 85

Circuit de Montperler 2,000 km

Carrera 2

03/06/2018 13:02

Cursa (15:00 i 2 Voltes) started at 12:51:25

Pos.	Núm.	Nom	Voltes	Total Ts	Dif	Millor Tm	Moto	Club	classe	Punts
1	252	SANCHEZ GARCIA, RAUL	11	20:45.333		1:49.069	SIN MARCA	Mc. Segre	MX 85	25
2	373	CANET ARDEVOL, EDGAR	11	21:13.877	28.544	1:54.547	KTM	Mc. Polea SX	MX 85	25
3	310	PUIG CUMI, VICTOR	11	21:18.966	33.633	1:54.393	SIN MARCA	Mc. Segre	MX 85	20
4	33	AGUILO AZORIN, UNAI	11	21:28.562	43.229	1:54.196	SIN MARCA	Mc. Segre	MX 85	16
5	312	FERRE PLA, FERRAN	11	21:36.062	50.729	1:55.498	HUSQVARNA	Mc Amposta	MX 85	20
6	15	GARCIA PLANAS, ARNAU	11	22:08.637	1:23.304	1:58.110	SIN MARCA	Mc. Segre	MX 85	16
7	71	PABLO ARANDA, MARC	11	22:20.932	1:35.599	1:58.249	SIN MARCA	Mc. Segre	MX 85	13
8	8	DOMINGUEZ OLIVA, YAGO	11	22:24.450	1:39.117	1:59.831	HUSQVARNA	MC 3 Turons	MX 85	11
9	201	GALLART TORRES, ROGER	11	22:25.936	1:40.603	1:59.711	HUSQVARNA	Mc. Segre	MX 85	10
10	370	CAMPS FAURIA, XAVIER	11	22:26.859	1:41.526	1:59.541	HUSQVARNA	MC Alpicat	MX 85	9
11	6	PIERA GABERNET, BIEL	11	22:45.297	1:59.964	1:59.964	SIN MARCA	Mc. Segre	MX 85	8
12	207	MARTI CALLEJA, ALEIX	10	20:48.942	1 Volta	2:00.180	TM	Mc. Segre	MX 85	7
13	225	BARCELO SALVA, TOMEU	10	21:13.012	1 Volta	2:02.851	KTM	Cm. Porrerenc	MX 85	6
14	22	GALERA OLIVA, JORDI	10	21:54.015	1 Volta	2:07.132	HUSQVARNA	MC C.Taulé	MX 85	5
15	215	CALVO VILALTA, MARC	10	22:21.903	1 Volta	2:10.574	KTM	Mc. Segre	MX 85	13
16	117	VIDAL COLLELL, RAMON	10	22:31.333	1 Volta	2:11.812	KTM	Independiente	MX 85	11
17	16	ROSELL USO, JOAN	10	22:34.110	1 Volta	2:11.833	KAWASAKI	MC C.Taulé	MX 85	10
18	50	GORGORI CURULL, JOAN	9	20:51.800	2 Voltes	2:13.475	SIN MARCA	CEM Constantí	MX 85	4
19	393	GUECHE BEL, CRISTIAN	9	20:58.560	2 Voltes	2:17.217	KTM	Mc Amposta	MX 85	9
20	141	MOLAS ROCA, ANIOL	9	21:02.245	2 Voltes	2:16.768	SIN MARCA	Mc Tona	MX 85	3
21	259	SANCHEZ ESCUER, EDGAR	9	21:02.763	2 Voltes	2:16.356	HUSQVARNA	MC Alpicat	MX 85	2
22	222	ARENAS LORO, BRIAN	9	21:10.198	2 Voltes	2:16.987	KTM	MX B° Magdale	MX 85	1
23	111	CAPDEVILA CASOL, GERARD	9	21:53.391	2 Voltes	2:17.827	HUSQVARNA	Mc. Segre	MX 85	1
24	29	GAYA CASTAÑE, GUILLEM	9	22:50.259	2 Voltes	2:28.143	SIN MARCA	Mc. Segre	MX 85	1
25	26	MATAMOROS JANSÀ, IVAN	8	21:46.314	3 Voltes	2:37.732	KTM	Mc Constantí	MX 85	1

No classificat

NT	25	GILI MERIN, GUILLEM	7	15:07.944	NT	2:07.281	SIN MARCA	Am Vidreres	MX 85	0
NT	226	MORENO LARA, ADAM	6	15:00.442	NT	2:24.711	SIN MARCA	Adaim Racing T	MX 85	0
NE	80	BAGE , ASHTON LEIGHTON			NE		HUSQVARNA	Mc. Menorca	MX 85	0

Marge de victòria	Velocitat mitja	Millor temps de volta	Millor vel.	Millor volta per
28.544	63,597	1:49.069	66,013	252 - SANCHEZ GARCIA, RAUL

Cap de cronometratge / Director de Cursa / President del Jurat

Orbits

3 de juny de 2018 - Circuit de Montperler - Bellpuig

Campionat de Catalunya MX - Bellpuig

classificat per voltes

MX 85

Circuit de Montperler 2,000 km

Carrera 2

03/06/2018 13:02

Cursa (15:00 i 2 Voltes) started at 12:51:25

Pos.	Núm.	Nom	Voltes	Total Ts	Dif	Millor Tm	Moto	Club	classe	Punts
MX 85 Cadet										
1	252	SANCHEZ GARCIA, RAUL	11	20:45.333		1:49.069	SIN MARCA	Mc. Segre	MX 85	25
2	312	FERRE PLA, FERRAN	11	21:36.062	50.729	1:55.498	HUSQVARNA	Mc Amposta	MX 85	20
3	15	GARCIA PLANAS, ARNAU	11	22:08.637	1:23.304	1:58.110	SIN MARCA	Mc. Segre	MX 85	16
4	215	CALVO VILALTA, MARC	10	22:21.903	1 Volta	2:10.574	KTM	Mc. Segre	MX 85	13
5	117	VIDAL COLLELL, RAMON	10	22:31.333	1 Volta	2:11.812	KTM	Independiente	MX 85	11
6	16	ROSELL USO, JOAN	10	22:34.110	1 Volta	2:11.833	KAWASAKI	MC C.Taulé	MX 85	10
7	393	GUECHE BEL, CRISTIAN	9	20:58.560	2 Voltes	2:17.217	KTM	Mc Amposta	MX 85	9

No classificat

NE	80	BAGE , ASHTON LEIGHTON			NE		HUSQVARNA	Mc. Menorca	MX 85	0
----	----	------------------------	--	--	----	--	-----------	-------------	-------	---

MX 85 Juvenil

1	373	CANET ARDEVOL, EDGAR	11	21:13.877		1:54.547	KTM	Mc. Polea SX	MX 85	25
2	310	PUIG CUMI, VICTOR	11	21:18.966	5.089	1:54.393	SIN MARCA	Mc. Segre	MX 85	20
3	33	AGUILO AZORIN, UNAI	11	21:28.562	14.685	1:54.196	SIN MARCA	Mc. Segre	MX 85	16
4	71	PABLO ARANDA, MARC	11	22:20.932	1:07.055	1:58.249	SIN MARCA	Mc. Segre	MX 85	13
5	8	DOMINGUEZ OLIVA, YAGO	11	22:24.450	1:10.573	1:59.831	HUSQVARNA	MC 3 Turons	MX 85	11
6	201	GALLART TORRES, ROGER	11	22:25.936	1:12.059	1:59.711	HUSQVARNA	Mc. Segre	MX 85	10
7	370	CAMPS FAURIA, XAVIER	11	22:26.859	1:12.982	1:59.541	HUSQVARNA	MC Alpícat	MX 85	9
8	6	PIERA GABERNET, BIEL	11	22:45.297	1:31.420	1:59.964	SIN MARCA	Mc. Segre	MX 85	8
9	207	MARTI CALLEJA, ALEIX	10	20:48.942	1 Volta	2:00.180	TM	Mc. Segre	MX 85	7
10	225	BARCELO SALVA, TOMEU	10	21:13.012	1 Volta	2:02.851	KTM	Cm. Porrerenc	MX 85	6
11	22	GALERA OLIVA, JORDI	10	21:54.015	1 Volta	2:07.132	HUSQVARNA	MC C.Taulé	MX 85	5
12	50	GORGORI CURULL, JOAN	9	20:51.800	2 Voltes	2:13.475	SIN MARCA	CEM Constantí	MX 85	4
13	141	MOLAS ROCA, ANIOL	9	21:02.245	2 Voltes	2:16.768	SIN MARCA	Mc Tona	MX 85	3
14	259	SANCHEZ ESCUER, EDGAR	9	21:02.763	2 Voltes	2:16.356	HUSQVARNA	MC Alpícat	MX 85	2
15	222	ARENAS LORO, BRIAN	9	21:10.198	2 Voltes	2:16.987	KTM	MX Bº Magdale	MX 85	1
16	111	CAPDEVILA CASOL, GERARD	9	21:53.391	2 Voltes	2:17.827	HUSQVARNA	Mc. Segre	MX 85	1
17	29	GAYA CASTAÑE, GUILLEM	9	22:50.259	2 Voltes	2:28.143	SIN MARCA	Mc. Segre	MX 85	1
18	26	MATAMOROS JANSÀ, IVAN	8	21:46.314	3 Voltes	2:37.732	KTM	Mc Constantí	MX 85	1

No classificat

NT	25	GILI MERIN, GUILLEM	7	15:07.944	NT	2:07.281	SIN MARCA	Am Vidreres	MX 85	0
NT	226	MORENO LARA, ADAM	6	15:00.442	NT	2:24.711	SIN MARCA	Adaim Racing T	MX 85	0

Marge de victòria	Velocitat mitja	Millor temps de volta	Millor vel.	Millor volta per
28.544	63,597	1:49.069	66,013	252 - SANCHEZ GARCIA, RAUL

Cap de cronometratge / Director de Cursa / President del Jurat

Orbits

Campionat de Catalunya MX - Bellpuig

Volta a volta

MX 85

Circuit de Montperler 2,000 km

Carrera 2

03/06/2018 13:02

Cursa (15:00 i 2 Voltes) started at 12:51:25

Competidors	Voltes											
	0	1	2	3	4	5	6	7	8	9	10	11
SANCHEZ GARCIA, RAUL (252)	1	252	252	252	252	252	252	252	252	252	252	252
PUIG CUMI, VICTOR (310)	2	310	310	310	310	310	310	310	310	310	373	373
CANET ARDEVOL, EDGAR (373)	3	373	373	373	373	373	373	373	373	373	310	310
AGUILO AZORIN, UNAI (33)	4	33	33	33	33	33	33	33	33	33	33	33
FERRE PLA, FERRAN (312)	5	312	312	312	312	312	312	312	312	312	312	312
CAMPS FAURIA, XAVIER (370)	6	370	15	15	15	15	15	15	15	15	15	15
PABLO ARANDA, MARC (71)	7	71	71	71	71	71	71	71	71	71	71	71
MOLAS ROCA, ANIOL (141)	8	141	201	201	201	201	201	201	201	201	8	8
BARCELO SALVA, TOMEU (225)	9	225	207	207	207	370	370	370	370	370	8	201
DOMINGUEZ OLIVA, YAGO (8)	10	8	370	370	370	8	8	8	8	8	370	370
MARTI CALLEJA, ALEX (207)	11	207	225	8	8	6	6	6	6	6	6	6
PIERA GABERNET, BIEL (6)	12	6	8	225	225	225	207	207	207	207	207	207
GALERA OLIVA, JORDI (22)	13	22	6	6	6	207	225	225	225	225	225	225
GALLART TORRES, ROGER (201)	14	201	25	25	25	25	25	25	25	22	22	22
GARCIA PLANAS, ARNAU (15)	15	15	22	22	22	22	22	22	22	215	215	215
CAPDEVILA CASOL, GERARD (111)	16	111	215	215	215	215	215	215	215	16	16	117
ROSELL USO, JOAN (16)	17	16	16	16	16	16	16	16	16	117	117	16
MORENO LARA, ADAM (226)	18	226	141	117	117	117	117	117	117	50	50	50
CALVO VILALTA, MARC (215)	19	215	117	141	50	50	50	50	50	393	393	393
SANCHEZ ESCUER, EDGAR (259)	20	259	393	393	141	141	141	393	393	259	141	141
GILI MERIN, GUILLEM (25)	21	25	259	50	259	393	393	141	259	141	259	259
VIDAL COLLELL, RAMON (117)	22	117	50	259	393	259	259	259	141	222	222	222
GUECHE BEL, CRISTIAN (393)	23	393	222	222	222	222	222	111	222	111	111	111
GAYA CASTAÑE, GUILLEM (29)	24	29	111	111	111	111	111	222	111	29	29	29
GORGORI CURULL, JOAN (50)	25	50	29	226	226	226	226	226	29	26	26	26
MATAMOROS JANSÀ, IVAN (26)	26	26	226	29	29	29	29	29	29	26	26	26
ARENAS LORO, BRIAN (222)	27	222	26	26	26	26	26	26	26	26	26	26
-	28											



3 de juny de 2018 - Circuit de Montperler - Bellpuig

Campionat de Catalunya MX - Bellpuig

MX 85

Circuit de Montperler 2,000 km

Carrera 2

03/06/2018 13:02

Cursa (15:00 i 2 Voltes) started at 12:51:25

Lap	Lap Tm	Diff	Time of Day
(252) SANCHEZ GARCIA, RAUL			
1	1:50.909	+1.840	12:53:19.940
2	1:49.069		12:55:09.009
3	1:49.684	+0.615	12:56:58.693
4	1:50.772	+1.703	12:58:49.465
5	1:50.940	+1.871	13:00:40.405
6	1:51.038	+1.969	13:02:31.443
7	1:51.616	+2.547	13:04:23.059
8	1:51.975	+2.906	13:06:15.034
9	1:52.504	+3.435	13:08:07.538
10	1:55.872	+6.803	13:10:03.410
11	2:07.190	+18.121	13:12:10.600

Lap	Lap Tm	Diff	Time of Day
(373) CANET ARDEVOL, EDGAR			
1	1:55.837	+1.290	12:53:25.079
2	1:55.772	+1.225	12:55:20.851
3	1:54.547		12:57:15.398
4	1:54.647	+0.100	12:59:10.045
5	1:54.690	+0.143	13:01:04.735
6	1:56.533	+1.986	13:03:01.268
7	1:55.770	+1.223	13:04:57.038
8	1:55.081	+0.534	13:06:52.119
9	1:55.468	+0.921	13:08:47.587
10	1:55.041	+0.494	13:10:42.628
11	1:56.516	+1.969	13:12:39.144

Lap	Lap Tm	Diff	Time of Day
(310) PUIG CUMI, VICTOR			
1	1:55.477	+1.084	12:53:24.540
2	1:56.017	+1.624	12:55:20.557
3	1:54.393		12:57:14.950
4	1:54.409	+0.016	12:59:09.359
5	1:54.790	+0.397	13:01:04.149
6	1:56.805	+2.412	13:03:00.954
7	1:55.938	+1.545	13:04:56.892
8	1:54.660	+0.267	13:06:51.552
9	1:58.074	+3.681	13:08:49.626
10	1:55.782	+1.389	13:10:45.408
11	1:58.825	+4.432	13:12:44.233

Lap	Lap Tm	Diff	Time of Day
(33) AGUILO AZORIN, UNAI			
1	1:57.951	+3.755	12:53:27.270
2	1:55.262	+1.066	12:55:22.532
3	1:54.866	+0.670	12:57:17.398
4	1:54.937	+0.741	12:59:12.335
5	1:54.196		13:01:06.531
6	1:57.292	+3.096	13:03:03.823
7	1:57.863	+3.667	13:05:01.686
8	1:56.685	+2.489	13:06:58.371
9	1:57.664	+3.468	13:08:56.035
10	1:58.447	+4.251	13:10:54.482
11	1:59.347	+5.151	13:12:53.829

Lap	Lap Tm	Diff	Time of Day
(312) FERRE PLA, FERRAN			
1	1:59.262	+3.764	12:53:28.596
2	1:55.856	+0.358	12:55:24.452
3	1:56.104	+0.606	12:57:20.556
4	1:55.498		12:59:16.054
5	1:56.494	+0.996	13:01:12.548
6	1:57.563	+2.065	13:03:10.111
7	1:58.509	+3.011	13:05:08.620
8	1:56.799	+1.301	13:07:05.419
9	1:58.705	+3.207	13:09:04.124
10	1:57.339	+1.841	13:11:01.463
11	1:59.866	+4.368	13:13:01.329

Lap	Lap Tm	Diff	Time of Day
(15) GARCIA PLANAS, ARNAU			
1	1:59.352	+1.242	12:53:29.135
2	1:58.695	+0.585	12:55:27.830
3	1:58.432	+0.322	12:57:26.262
4	1:58.110		12:59:24.372
5	2:02.091	+3.981	13:01:26.463
6	1:59.013	+0.903	13:03:25.476
7	2:00.186	+2.076	13:05:25.662
8	1:59.668	+1.558	13:07:25.330
9	2:02.298	+4.188	13:09:27.628
10	2:02.642	+4.532	13:11:30.270
11	2:03.634	+5.524	13:13:33.904

Lap	Lap Tm	Diff	Time of Day
(71) PABLO ARANDA, MARC			
1	2:01.772	+3.523	12:53:31.162
2	1:59.313	+1.064	12:55:30.475
3	1:59.414	+1.165	12:57:29.889
4	1:59.758	+1.509	12:59:29.647
5	1:59.982	+1.733	13:01:29.629
6	1:58.249		13:03:27.878
7	2:01.490	+3.241	13:05:29.368
8	2:05.232	+6.983	13:07:34.600
9	2:04.537	+6.288	13:09:39.137
10	2:03.799	+5.550	13:11:42.936
11	2:03.263	+5.014	13:13:46.199

Lap	Lap Tm	Diff	Time of Day
(8) DOMINGUEZ OLIVA, YAGO			
1	2:08.107	+8.276	12:53:37.649
2	2:01.635	+1.804	12:55:39.284
3	2:00.279	+0.448	12:57:39.563
4	2:00.418	+0.587	12:59:39.981
5	2:00.298	+0.467	13:01:40.279
6	2:01.518	+1.687	13:03:41.797
7	2:00.696	+0.865	13:05:42.493
8	2:03.005	+3.174	13:07:45.498
9	2:00.915	+1.084	13:09:46.413
10	1:59.831		13:11:46.244
11	2:03.473	+3.642	13:13:49.717

Lap	Lap Tm	Diff	Time of Day
(201) GALLART TORRES, ROGER			
1	2:04.102	+4.391	12:53:33.718
2	2:02.080	+2.369	12:55:35.798
3	2:00.376	+0.665	12:57:36.174
4	1:59.711		12:59:35.885
5	2:01.738	+2.027	13:01:37.623
6	2:02.509	+2.798	13:03:40.132
7	2:00.772	+1.061	13:05:40.904
8	2:03.544	+3.833	13:07:44.448
9	2:01.763	+2.052	13:09:46.211
10	2:03.288	+3.577	13:11:49.499
11	2:01.704	+1.993	13:13:51.203

Lap	Lap Tm	Diff	Time of Day
(370) CAMPS FAURIA, XAVIER			
1	2:07.235	+7.694	12:53:36.599
2	2:01.377	+1.836	12:55:37.976
3	2:01.061	+1.520	12:57:39.037
4	1:59.541		12:59:38.578
5	2:01.183	+1.642	13:01:39.761
6	2:01.221	+1.680	13:03:40.982
7	2:00.907	+1.366	13:05:41.889
8	2:03.237	+3.696	13:07:45.126
9	2:02.911	+3.370	13:09:48.037
10	2:02.421	+2.880	13:11:50.458
11	2:01.668	+2.127	13:13:52.126

Lap	Lap Tm	Diff	Time of Day
(6) PIERA GABERNET, BIEL			

Lap	Lap Tm	Diff	Time of Day
(207) MARTI CALLEJA, ALEIX			
1	2:09.735	+9.771	12:53:39.346
2	2:03.207	+3.243	12:55:42.553
3	2:02.954	+2.990	12:57:45.507
4	1:59.964		12:59:45.471
5	2:01.092	+1.128	13:01:46.563
6	2:03.355	+3.391	13:03:49.918
7	2:03.115	+3.151	13:05:53.033
8	2:03.372	+3.408	13:07:56.405
9	2:08.590	+8.626	13:10:04.995
10	2:02.755	+2.791	13:12:07.750
11	2:02.814	+2.850	13:14:10.564

Lap	Lap Tm	Diff	Time of Day
(207) MARTI CALLEJA, ALEIX			
1	2:04.719	+4.539	12:53:34.297
2	2:02.175	+1.995	12:55:36.472
3	2:00.180		12:57:36.652
4	2:16.225	+16.045	12:59:52.877
5	2:01.862	+1.682	13:01:54.739
6	2:02.510	+2.330	13:03:57.249
7	2:02.782	+2.602	13:06:00.031
8	2:02.800	+2.620	13:08:02.831
9	2:05.796	+5.616	13:10:08.627
10	2:05.582	+5.402	13:12:14.209

Lap	Lap Tm	Diff	Time of Day
(225) BARCELO SALVA, TOMEU			
1	2:07.661	+4.810	12:53:37.181
2	2:04.525	+1.674	12:55:41.706
3	2:02.851		12:57:44.557
4	2:06.547	+3.696	12:59:51.104
5	2:09.631	+6.780	13:02:00.735
6	2:06.904	+4.053	13:04:07.639
7	2:09.496	+6.645	13:06:17.135
8	2:06.863	+4.012	13:08:23.998
9	2:06.969	+4.118	13:10:30.967
10	2:07.312	+4.461	13:12:38.279

Lap	Lap Tm	Diff	Time of Day
(22) GALERA OLIVA, JORDI			
1	2:14.370	+7.238	12:53:43.983
2	2:08.532	+1.400	12:55:52.515
3	2:08.244	+1.112	12:58:00.759
4	2:07.132		13:00:07.891
5	2:10.390	+3.258	13:02:18.281
6	2:13.319	+6.187	13:04:31.600
7	2:11.072	+3.940	13:06:42.672
8	2:14.550	+7.418	13:08:57.222
9	2:12.768	+5.636	13:11:09.990
10	2:09.292	+2.160	13:13:19.282

Lap	Lap Tm	Diff	Time of Day
(215) CALVO VILALTA, MARC			
1	2:15.760	+5.186	12:53:45.864
2	2:11.454	+0.880	12:55:57.318
3	2:10.574		12:58:07.892
4	2:10.643	+0.069	13:00:18.535
5	2:14.457	+3.883	13:02:32.992
6	2:12.615	+2.041	13:04:45.607
7	2:16.893	+6.319	13:07:02.500
8	2:16.883	+6.309	13:09:19.383
9	2:13.264	+2.690	13:11:32.647
10	2:14.523	+3.949	13:13:47.170

Lap	Lap Tm	Diff	Time of Day
(117) VIDAL COLLELL, RAMON			
1	2:21.132	+9.320	12:53:51.405
2	2:12.855	+1.043	12:56:04.260
3	2:14.421	+2.609	12:58:18.681
4	2:12.693	+0.881	13:00:31.374
5	2:16.382	+4.570	13:02:47.756

Cap de cronometratge / Director de Cursa / President del Jurat

Orbits



3 de juny de 2018 - Circuit de Montperler - Bellpuig

Campionat de Catalunya MX - Bellpuig

MX 85

Circuit de Montperler 2,000 km

Carrera 2

03/06/2018 13:02

Cursa (15:00 i 2 Voltes) started at 12:51:25

Lap	Lap Tm	Diff	Time of Day
6	2:15.820	+4.008	13:05:03.576
7	2:12.580	+0.768	13:07:16.156
8	2:14.238	+2.426	13:09:30.394
9	2:11.812		13:11:42.206
10	2:14.394	+2.582	13:13:56.600

(16) ROSELL USO, JOAN

1	2:16.457	+4.624	12:53:46.379
2	2:11.833		12:55:58.212
3	2:12.803	+0.970	12:58:11.015
4	2:14.996	+3.163	13:00:26.011
5	2:14.437	+2.604	13:02:40.448
6	2:14.399	+2.566	13:04:54.847
7	2:16.714	+4.881	13:07:11.561
8	2:15.989	+4.156	13:09:27.550
9	2:13.944	+2.111	13:11:41.494
10	2:17.883	+6.050	13:13:59.377

(50) GORGORI CURULL, JOAN

1	2:24.959	+11.484	12:53:55.521
2	2:16.090	+2.615	12:56:11.611
3	2:13.475		12:58:25.086
4	2:17.331	+3.856	13:00:42.417
5	2:16.295	+2.820	13:02:58.712
6	2:18.070	+4.595	13:05:16.782
7	2:17.359	+3.884	13:07:34.141
8	2:20.363	+6.888	13:09:54.504
9	2:22.563	+9.088	13:12:17.067

(393) GUECHE BEL, CRISTIAN

1	2:23.215	+5.998	12:53:53.637
2	2:17.257	+0.040	12:56:10.894
3	2:18.954	+1.737	12:58:29.848
4	2:17.217		13:00:47.065
5	2:19.106	+1.889	13:03:06.171
6	2:18.318	+1.101	13:05:24.489
7	2:19.028	+1.811	13:07:43.517
8	2:20.290	+3.073	13:10:03.807
9	2:20.020	+2.803	13:12:23.827

(141) MOLAS ROCA, ANIOL

1	2:20.647	+3.879	12:53:50.119
2	2:18.209	+1.441	12:56:08.328
3	2:18.239	+1.471	12:58:26.567
4	2:18.477	+1.709	13:00:45.044
5	2:18.281	+1.513	13:03:03.325
6	2:21.991	+5.223	13:05:25.316
7	2:24.670	+7.902	13:07:49.986
8	2:20.758	+3.990	13:10:10.744
9	2:16.768		13:12:27.512

(259) SANCHEZ ESCUER, EDGAR

1	2:24.033	+7.677	12:53:54.235
2	2:18.431	+2.075	12:56:12.666
3	2:16.356		12:58:29.022
4	2:18.938	+2.582	13:00:47.960
5	2:19.233	+2.877	13:03:07.193
6	2:20.264	+3.908	13:05:27.457
7	2:20.032	+3.676	13:07:47.489
8	2:19.365	+3.009	13:10:06.854
9	2:21.176	+4.820	13:12:28.030

(222) ARENAS LORO, BRIAN

1	2:26.228	+9.241	12:53:56.865
2	2:16.987		12:56:13.852
3	2:17.738	+0.751	12:58:31.590

Lap	Lap Tm	Diff	Time of Day
4	2:21.732	+4.745	13:00:53.322
5	2:21.797	+4.810	13:03:15.119
6	2:20.469	+3.482	13:05:35.588
7	2:18.553	+1.566	13:07:54.141
8	2:20.728	+3.741	13:10:14.869
9	2:20.596	+3.609	13:12:35.465

(111) CAPDEVILA CASOL, GERARD

1	2:29.858	+12.031	12:53:59.649
2	2:18.896	+1.069	12:56:18.545
3	2:20.831	+3.004	12:58:39.376
4	2:18.089	+0.262	13:00:57.465
5	2:19.213	+1.386	13:03:16.678
6	2:17.827		13:05:34.505
7	2:49.512	+31.685	13:08:24.017
8	2:28.761	+10.934	13:10:52.778
9	2:25.880	+8.053	13:13:18.658

(29) GAYA CASTAÑE, GUILLEM

1	2:31.743	+3.600	12:54:02.263
2	2:28.143		12:56:30.406
3	2:31.265	+3.122	12:59:01.671
4	2:30.382	+2.239	13:01:32.053
5	2:28.836	+0.693	13:04:00.889
6	2:30.641	+2.498	13:06:31.530
7	2:34.544	+6.401	13:09:06.074
8	2:34.593	+6.450	13:11:40.667
9	2:34.859	+6.716	13:14:15.526

(26) MATAMOROS JANSA, IVAN

1	2:40.540	+2.808	12:54:11.104
2	2:37.732		12:56:48.836
3	2:40.949	+3.217	12:59:29.785
4	2:38.330	+0.598	13:02:08.115
5	2:42.343	+4.611	13:04:50.458
6	2:48.231	+10.499	13:07:38.689
7	2:46.591	+8.859	13:10:25.280
8	2:46.301	+8.569	13:13:11.581

(25) GILI MERIN, GUILLEM

1	2:12.016	+4.735	12:53:42.265
2	2:08.178	+0.897	12:55:50.443
3	2:08.508	+1.227	12:57:58.951
4	2:07.281		13:00:06.232
5	2:07.787	+0.506	13:02:14.019
6	2:09.011	+1.730	13:04:23.030
7	2:10.181	+2.900	13:06:33.211

(226) MORENO LARA, ADAM

1	2:33.496	+8.785	12:54:03.554
2	2:24.711		12:56:28.265
3	2:26.139	+1.428	12:58:54.404
4	2:32.019	+7.308	13:01:26.423
5	2:29.986	+5.275	13:03:56.409
6	2:29.300	+4.589	13:06:25.709

Cap de cronometratge / Director de Cursa / President del Jurat

Orbits



3 de juny de 2018 - Circuit de Montperler - Bellpuig

Campionat de Catalunya MX - Bellpuig

MX 85

Circuit de Montperler 2,000 km

Classificació Final

Pos.	Núm.	Nom	Llicència	Club	R1.	R2.	Total Punts
MX 85 Cadet							
1	252	SANCHEZ GARCIA, RAUL	137008-GI	Mc. Segre	25	25	50
2	312	FERRE PLA, FERRAN	137041-T	Mc Amposta	20	20	40
3	15	GARCIA PLANAS, ARNAU	136880-GI	Mc. Segre	16	16	32
4	215	CALVO VILALTA, MARC	137384-B	Mc. Segre	13	13	26
5	117	VIDAL COLLELL, RAMON	137634-GI	Independiente	11	11	22
6	16	ROSELL USO, JOAN	137278-B	MC C.Taulé	10	10	20
7	393	GUECHE BEL, CRISTIAN	137116-T	Mc Amposta	9	9	18
NE	80	BAGE , ASHTON LEIGHTON	66372-IB	Mc. Menorca	0	0	0
MX 85 Juvenil							
1	310	PUIG CUMI, VICTOR	136855-GI	Mc. Segre	25	20	45
2	373	CANET ARDEVOL, EDGAR	137051-B	Mc. Polea SX	16	25	41
3	33	AGUILO AZORIN, UNAI	136853-GI	Mc. Segre	20	16	36
4	71	PABLO ARANDA, MARC	137250-B	Mc. Segre	13	13	26
5	370	CAMPS FAURIA, XAVIER	136839-L	MC Alpícat	11	9	20
6	8	DOMINGUEZ OLIVA, YAGO	136856-B	MC 3 Turons	8	11	19
7	6	PIERA GABERNET, BIEL	137095-L	Mc. Segre	10	8	18
8	201	GALLART TORRES, ROGER	137939-L	Mc. Segre	7	10	17
9	207	MARTI CALLEJA, ALEIX	137298-B	Mc. Segre	9	7	16
10	225	BARCELO SALVA, TOMEU	66356-IB	Cm. Porrerenc	6	6	12
11	22	GALERA OLIVA, JORDI	137097-B	MC C.Taulé	4	5	9
12	50	GORGORI CURULL, JOAN	136877-T	CEM Constantí	3	4	7
13	25	GILI MERIN, GUILLEM	137470-GI	Am Vidreres	5	0	5
14	141	MOLAS ROCA, ANIOL	137487-B	Mc Tona	1	3	4
15	259	SANCHEZ ESCUER, EDGAR	138079-L	MC Alpícat	2	2	4
16	222	ARENAS LORO, BRIAN	248526-V	MX Bº Magdalena	1	1	2
17	111	CAPDEVILA CASOL, GERARD	137842-L	Mc. Segre	1	1	2
18	29	GAYA CASTAÑE, GUILLEM	137502-L	Mc. Segre	1	1	2
19	26	MATAMOROS JANSÀ, IVAN	136960-T	Mc Constantí	0	1	1
20	226	MORENO LARA, ADAM	136892-B	Adaim Racing Team	1	0	1



3 de juny de 2018 - Circuit de Montperler - Bellpuig

Campionat de Catalunya MX - Bellpuig

Ordenat per la volta més ràpida

MX 85

Circuit de Montperler 2,000 km

Entrenaments Qualificatius

03/06/2018 09:30

Classificació (25:00 Temps) started at 9:29:49

Pos.	Núm.	Nom	Millor Tm	Dif	En volta	Club	classe
1	252	SANCHEZ GARCIA, RAUL	1:51.917		8	Mc. Segre	MX 85 Cadet
2	373	CANET ARDEVOL, EDGAR	1:53.348	1.431	10	Mc. Polea SX	MX 85 Juvenil
3	310	PUIG CUMI, VICTOR	1:54.819	2.902	11	Mc. Segre	MX 85 Juvenil
4	33	AGUILO AZORIN, UNAI	1:56.868	4.951	8	Mc. Segre	MX 85 Juvenil
5	312	FERRE PLA, FERRAN	1:58.137	6.220	8	Mc Amposta	MX 85 Cadet
6	15	GARCIA PLANAS, ARNAU	2:00.098	8.181	10	Mc. Segre	MX 85 Cadet
7	8	DOMINGUEZ OLIVA, YAGO	2:02.827	10.910	9	MC 3 Turons	MX 85 Juvenil
8	370	CAMPS FAURIA, XAVIER	2:03.655	11.738	10	MC Alpicat	MX 85 Juvenil
9	71	PABLO ARANDA, MARC	2:03.789	11.872	8	Mc. Segre	MX 85 Juvenil
10	6	PIERA GABERNET, BIEL	2:05.168	13.251	7	Mc. Segre	MX 85 Juvenil
11	225	BARCELO SALVA, TOMEU	2:05.482	13.565	6	Cm. Porrerenc	MX 85 Juvenil
12	207	MARTI CALLEJA, ALEIX	2:08.079	16.162	2	Mc. Segre	MX 85 Juvenil
13	201	GALLART TORRES, ROGER	2:09.634	17.717	3	Mc. Segre	MX 85 Juvenil
14	215	CALVO VILALTA, MARC	2:14.358	22.441	11	Mc. Segre	MX 85 Cadet
15	25	GILI MERIN, GUILLEM	2:15.095	23.178	6	Am Vidreres	MX 85 Juvenil
16	117	VIDAL COLLELL, RAMON	2:15.215	23.298	6	Independiente	MX 85 Cadet
17	22	GALERA OLIVA, JORDI	2:16.965	25.048	10	MC C.Taulé	MX 85 Juvenil
18	50	GORGORI CURULL, JOAN	2:20.766	28.849	6	CEM Constantí	MX 85 Juvenil
19	16	ROSELL USO, JOAN	2:23.516	31.599	7	MC C.Taulé	MX 85 Cadet
20	141	MOLAS ROCA, ANIOL	2:24.648	32.731	10	Mc Tona	MX 85 Juvenil
21	222	ARENAS LORO, BRIAN	2:26.046	34.129	9	MX Bº Magdalena	MX 85 Juvenil
22	111	CAPDEVILA CASOL, GERARD	2:26.812	34.895	10	Mc. Segre	MX 85 Juvenil
23	259	SANCHEZ ESCUER, EDGAR	2:28.175	36.258	7	MC Alpicat	MX 85 Juvenil
24	80	BAGE , ASHTON LEIGHTON	2:31.647	39.730	1	Mc. Menorca	MX 85 Cadet
25	226	MORENO LARA, ADAM	2:34.112	42.195	7	Adaim Racing Team	MX 85 Juvenil
26	393	GUECHE BEL, CRISTIAN	2:34.516	42.599	7	Mc Amposta	MX 85 Cadet
27	29	GAYA CASTAÑE, GUILLEM	2:37.832	45.915	4	Mc. Segre	MX 85 Juvenil
28	26	MATAMOROS JANSA, IVAN	2:40.855	48.938	4	Mc Constantí	MX 85 Juvenil



3 de juny de 2018 - Circuit de Montperler - Bellpuig

Campionat de Catalunya MX - Bellpuig

Ordenat per la volta més ràpida

MX 85

Circuit de Montperler 2,000 km

Entrenaments Qualificatius

03/06/2018 09:30

Classificació (25:00 Temps) started at 9:29:49

Pos.	Núm.	Nom	Millor Tm	Dif	En volta	Club	classe
MX 85 Cadet							
1	252	SANCHEZ GARCIA, RAUL	1:51.917		8	Mc. Segre	MX 85 Cadet
2	312	FERRE PLA, FERRAN	1:58.137	6.220	8	Mc Amposta	MX 85 Cadet
3	15	GARCIA PLANAS, ARNAU	2:00.098	8.181	10	Mc. Segre	MX 85 Cadet
4	215	CALVO VILALTA, MARC	2:14.358	22.441	11	Mc. Segre	MX 85 Cadet
5	117	VIDAL COLLELL, RAMON	2:15.215	23.298	6	Independiente	MX 85 Cadet
6	16	ROSELL USO, JOAN	2:23.516	31.599	7	MC C.Taulé	MX 85 Cadet
7	80	BAGE , ASHTON LEIGHTON	2:31.647	39.730	1	Mc. Menorca	MX 85 Cadet
8	393	GUECHE BEL, CRISTIAN	2:34.516	42.599	7	Mc Amposta	MX 85 Cadet

MX 85 Juvenil

1	373	CANET ARDEVOL, EDGAR	1:53.348		10	Mc. Polea SX	MX 85 Juvenil
2	310	PUIG CUMI, VICTOR	1:54.819	1.471	11	Mc. Segre	MX 85 Juvenil
3	33	AGUILO AZORIN, UNAI	1:56.868	3.520	8	Mc. Segre	MX 85 Juvenil
4	8	DOMINGUEZ OLIVA, YAGO	2:02.827	9.479	9	MC 3 Turons	MX 85 Juvenil
5	370	CAMPS FAURIA, XAVIER	2:03.655	10.307	10	MC Alpicat	MX 85 Juvenil
6	71	PABLO ARANDA, MARC	2:03.789	10.441	8	Mc. Segre	MX 85 Juvenil
7	6	PIERA GABERNET, BIEL	2:05.168	11.820	7	Mc. Segre	MX 85 Juvenil
8	225	BARCELO SALVA, TOMEU	2:05.482	12.134	6	Cm. Porrerenc	MX 85 Juvenil
9	207	MARTI CALLEJA, ALEIX	2:08.079	14.731	2	Mc. Segre	MX 85 Juvenil
10	201	GALLART TORRES, ROGER	2:09.634	16.286	3	Mc. Segre	MX 85 Juvenil
11	25	GILI MERIN, GUILLEM	2:15.095	21.747	6	Am Vidreres	MX 85 Juvenil
12	22	GALERA OLIVA, JORDI	2:16.965	23.617	10	MC C.Taulé	MX 85 Juvenil
13	50	GORGORI CURULL, JOAN	2:20.766	27.418	6	CEM Constantí	MX 85 Juvenil
14	141	MOLAS ROCA, ANIOL	2:24.648	31.300	10	Mc Tona	MX 85 Juvenil
15	222	ARENAS LORO, BRIAN	2:26.046	32.698	9	MX Bº Magdalena	MX 85 Juvenil
16	111	CAPDEVILA CASOL, GERARD	2:26.812	33.464	10	Mc. Segre	MX 85 Juvenil
17	259	SANCHEZ ESCUER, EDGAR	2:28.175	34.827	7	MC Alpicat	MX 85 Juvenil
18	226	MORENO LARA, ADAM	2:34.112	40.764	7	Adaim Racing Team	MX 85 Juvenil
19	29	GAYA CASTAÑE, GUILLEM	2:37.832	44.484	4	Mc. Segre	MX 85 Juvenil
20	26	MATAMOROS JANSÀ, IVAN	2:40.855	47.507	4	Mc Constantí	MX 85 Juvenil



Campionat de Catalunya MX - Bellpuig

MX 85

Circuit de Montperler 2,000 km

Entrenaments Qualificatius

03/06/2018 09:30

Classificació (25:00 Temps) started at 9:29:49

Lap	Lap Tm	Diff	Time of Day
(252) SANCHEZ GARCIA, RAUL			
1	2:02.605	+10.688	9:31:52.525
2	1:59.274	+7.357	9:33:51.799
3	1:59.745	+7.828	9:35:51.544
4	1:55.800	+3.883	9:37:47.344
5	2:08.203	+16.286	9:39:55.547
6	1:53.655	+1.738	9:41:49.202
7	3:24.597	+1:32.680	9:45:13.799
8	1:51.917		9:47:05.716
9	2:47.569	+55.652	9:49:53.285
10	2:44.920	+53.003	9:52:38.205
11	1:54.492	+2.575	9:54:32.697
12	2:32.013	+40.096	9:57:04.710

Lap	Lap Tm	Diff	Time of Day
(373) CANET ARDEVOL, EDGAR			
1	2:19.714	+26.366	9:32:30.299
2	2:13.613	+20.265	9:34:43.912
3	2:03.625	+10.277	9:36:47.537
4	1:58.208	+4.860	9:38:45.745
5	1:56.088	+2.740	9:40:41.833
6	3:29.186	+1:35.838	9:44:11.019
7	1:57.417	+4.069	9:46:08.436
8	1:54.732	+1.384	9:48:03.168
9	2:28.944	+35.596	9:50:32.112
10	1:53.348		9:52:25.460
11	1:53.705	+0.357	9:54:19.165
12	2:23.661	+30.313	9:56:42.826

Lap	Lap Tm	Diff	Time of Day
(310) PUIG CUMI, VICTOR			
1	2:13.590	+18.771	9:32:08.854
2	1:57.827	+3.008	9:34:06.681
3	2:38.880	+44.061	9:36:45.561
4	1:55.477	+0.658	9:38:41.038
5	2:49.692	+54.873	9:41:30.730
6	2:14.359	+19.540	9:43:45.089
7	1:56.361	+1.542	9:45:41.450
8	2:18.311	+23.492	9:47:59.761
9	1:55.663	+0.844	9:49:55.424
10	2:28.286	+33.467	9:52:23.710
11	1:54.819		9:54:18.529
12	2:17.542	+22.723	9:56:36.071

Lap	Lap Tm	Diff	Time of Day
(33) AGUILLO AZORIN, UNAI			
1	2:15.168	+18.300	9:32:05.039
2	2:00.701	+3.833	9:34:05.740
3	2:07.668	+10.800	9:36:13.408
4	1:58.406	+1.538	9:38:11.814
5	1:59.230	+2.362	9:40:11.044
6	2:59.512	+1:02.644	9:43:10.556
7	2:05.714	+8.846	9:45:16.270
8	1:56.868		9:47:13.138
9	1:58.373	+1.505	9:49:11.511
10	3:42.188	+1:45.320	9:52:53.699
11	1:57.604	+0.736	9:54:51.303

Lap	Lap Tm	Diff	Time of Day
(312) FERRE PLA, FERRAN			
1	2:26.069	+27.932	9:32:48.930
2	2:10.441	+12.304	9:34:59.371
3	3:58.513	+2:00.376	9:38:57.884
4	2:00.357	+2.220	9:40:58.241
5	2:00.293	+2.156	9:42:58.534
6	1:59.876	+1.739	9:44:58.410
7	2:01.434	+3.297	9:46:59.844
8	1:58.137		9:48:57.981
9	1:58.172	+0.035	9:50:56.153

Lap	Lap Tm	Diff	Time of Day
10	3:09.904	+1:11.767	9:54:06.057
11	1:58.868	+0.731	9:56:04.925
(15) GARCIA PLANAS, ARNAU			
1	2:14.955	+14.857	9:32:15.025
2	2:03.689	+3.591	9:34:18.714
3	2:05.385	+5.287	9:36:24.099
4	4:21.201	+2:21.103	9:40:45.300
5	2:12.802	+12.704	9:42:58.102
6	2:10.287	+10.189	9:45:08.389
7	2:01.528	+1.430	9:47:09.917
8	2:59.598	+59.500	9:50:09.515
9	2:03.411	+3.313	9:52:12.926
10	2:00.098		9:54:13.024
11	2:00.704	+0.606	9:56:13.728

Lap	Lap Tm	Diff	Time of Day
(8) DOMINGUEZ OLIVA, YAGO			
1	2:25.389	+22.562	9:32:42.095
2	2:18.947	+16.120	9:35:01.042
3	2:07.442	+4.615	9:37:08.484
4	2:06.359	+3.532	9:39:14.843
5	2:04.790	+1.963	9:41:19.633
6	2:05.323	+2.496	9:43:24.956
7	3:49.131	+1:46.304	9:47:14.087
8	2:17.280	+14.453	9:49:31.367
9	2:02.827		9:51:34.194
10	2:47.152	+44.325	9:54:21.346
11	2:23.590	+20.763	9:56:44.936

Lap	Lap Tm	Diff	Time of Day
(370) CAMPS FAURIA, XAVIER			
1	2:21.362	+17.707	9:32:13.967
2	2:12.283	+8.628	9:34:26.250
3	2:09.334	+5.679	9:36:35.584
4	2:14.875	+11.220	9:38:50.459
5	2:06.329	+2.674	9:40:56.788
6	2:04.298	+0.643	9:43:01.086
7	2:36.964	+33.309	9:45:38.050
8	2:55.328	+51.673	9:48:33.378
9	2:04.469	+0.814	9:50:37.847
10	2:03.655		9:52:41.502
11	2:28.440	+24.785	9:55:09.942

Lap	Lap Tm	Diff	Time of Day
(71) PABLO ARANDA, MARC			
1	2:18.765	+14.976	9:32:43.258
2	2:14.423	+10.634	9:34:57.681
3	2:04.751	+0.962	9:37:02.432
4	2:05.100	+1.311	9:39:07.532
5	2:04.682	+0.893	9:41:12.214
6	2:08.654	+4.865	9:43:20.868
7	2:05.996	+2.207	9:45:26.864
8	2:03.789		9:47:30.653
9	8:07.672	+6:03.883	9:55:38.325

Lap	Lap Tm	Diff	Time of Day
(6) PIERA GABERNET, BIEL			
1	2:29.129	+23.961	9:32:57.547
2	2:16.516	+11.348	9:35:14.063
3	2:08.898	+3.730	9:37:22.961
4	4:54.252	+2:49.084	9:42:17.213
5	2:08.346	+3.178	9:44:25.559
6	2:08.990	+3.822	9:46:34.549
7	2:05.168		9:48:39.717
8	4:36.595	+2:31.427	9:53:16.312
9	2:12.582	+7.414	9:55:28.894

Lap	Lap Tm	Diff	Time of Day
(225) BARCELO SALVA, TOMEU			
1	2:36.001	+30.519	9:32:51.093

Lap	Lap Tm	Diff	Time of Day
2	2:24.448	+18.966	9:35:15.541
3	2:18.845	+13.363	9:37:34.386
4	2:10.887	+5.405	9:39:45.273
5	2:24.383	+18.901	9:42:09.656
6	2:05.482		9:44:15.138
7	2:40.453	+34.971	9:46:55.591
8	2:45.708	+40.226	9:49:41.299
9	2:42.885	+37.403	9:52:24.184
10	2:21.054	+15.572	9:54:45.238
11	2:06.429	+0.947	9:56:51.667

Lap	Lap Tm	Diff	Time of Day
(207) MARTI CALLEJA, ALEIX			
1	3:39.615	+1:31.536	9:33:42.466
2	2:08.079		9:35:50.545

Lap	Lap Tm	Diff	Time of Day
(201) GALLART TORRES, ROGER			
1	10:07.508	+7:57.874	9:40:01.141
2	2:10.233	+0.599	9:42:11.374
3	2:09.634		9:44:21.008
4	2:33.876	+24.242	9:46:54.884
5	2:23.334	+13.700	9:49:18.218
6	2:11.969	+2.335	9:51:30.187
7	2:44.861	+35.227	9:54:15.048
8	2:10.115	+0.481	9:56:25.163

Lap	Lap Tm	Diff	Time of Day
(215) CALVO VILALTA, MARC			
1	2:48.894	+34.536	9:33:14.911
2	2:24.831	+10.473	9:35:39.742
3	2:24.917	+10.559	9:38:04.659
4	2:20.158	+5.800	9:40:24.817
5	2:16.650	+2.292	9:42:41.467
6	2:16.406	+2.048	9:44:57.873
7	2:18.223	+3.865	9:47:16.096
8	2:16.053	+1.695	9:49:32.149
9	2:14.460	+0.102	9:51:46.609
10	2:15.181	+0.823	9:54:01.790
11	2:14.358		9:56:16.148

Lap	Lap Tm	Diff	Time of Day
(25) GILI MERIN, GUILLEM			
1	2:33.907	+18.812	9:32:34.833
2	2:24.686	+9.591	9:34:59.519
3	2:22.230	+7.135	9:37:21.749
4	2:23.646	+8.551	9:39:45.395
5	2:44.406	+29.311	9:42:29.801
6	2:15.095		9:44:44.896
7	3:35.103	+1:20.008	9:48:19.999
8	2:16.587	+1.492	9:50:36.586
9	2:21.433	+6.338	9:52:58.019
10	2:20.888	+5.793	9:55:18.907

Lap	Lap Tm	Diff	Time of Day
(117) VIDAL COLLELL, RAMON			
1	2:47.941	+32.726	9:32:55.140
2	2:30.973	+15.758	9:35:26.113
3	2:26.227	+11.012	9:37:52.340
4	2:23.121	+7.906	9:40:15.461
5	2:17.360	+2.145	9:42:32.821
6	2:15.215		9:44:48.036
7	2:16.069	+0.854	9:47:04.105
8	2:38.551	+23.336	9:49:42.656
9	5:42.803	+3:27.588	9:55:25.459

Lap	Lap Tm	Diff	Time of Day
(22) GALERA OLIVA, JORDI			
1	2:35.216	+18.251	9:32:38.823
2	2:25.651	+8.686	9:35:04.474
3	2:21.235	+4.270	9:37:25.709
4	4:05.932	+1:48.967	9:41:31.641



Campionat de Catalunya MX - Bellpuig

MX 85

Circuit de Montperler 2,000 km

Entrenaments Qualificatius

03/06/2018 09:30

Classificació (25:00 Temps) started at 9:29:49

Lap	Lap Tm	Diff	Time of Day
5	2:20.417	+3.452	9:43:52.058
6	2:20.437	+3.472	9:46:12.495
7	2:20.951	+3.986	9:48:33.446
8	2:18.429	+1.464	9:50:51.875
9	2:16.966	+0.001	9:53:08.841
10	2:16.965		9:55:25.806

(50) GORGORI CURULL, JOAN

1	2:40.669	+19.903	9:32:59.684
2	2:34.729	+13.963	9:35:34.413
3	5:29.519	+3:08.753	9:41:03.932
4	2:25.378	+4.612	9:43:29.310
5	2:22.250	+1.484	9:45:51.560
6	2:20.766		9:48:12.326
7	6:42.113	+4:21.347	9:54:54.439

(16) ROSELL USO, JOAN

1	2:43.272	+19.756	9:33:03.843
2	3:53.434	+1:29.918	9:36:57.277
3	2:24.995	+1.479	9:39:22.272
4	4:40.137	+2:16.621	9:44:02.409
5	2:34.308	+10.792	9:46:36.717
6	4:31.191	+2:07.675	9:51:07.908
7	2:23.516		9:53:31.424
8	2:52.100	+28.584	9:56:23.524

(141) MOLAS ROCA, ANIOL

1	2:43.775	+19.127	9:32:48.986
2	2:41.426	+16.778	9:35:30.412
3	2:38.551	+13.903	9:38:08.963
4	2:33.325	+8.677	9:40:42.288
5	2:43.423	+18.775	9:43:25.711
6	2:42.742	+18.094	9:46:08.453
7	2:39.231	+14.583	9:48:47.684
8	2:27.012	+2.364	9:51:14.696
9	2:28.343	+3.695	9:53:43.039
10	2:24.648		9:56:07.687

(222) ARENAS LORO, BRIAN

1	2:55.562	+29.516	9:33:07.662
2	2:37.955	+11.909	9:35:45.617
3	2:30.957	+4.911	9:38:16.574
4	2:29.187	+3.141	9:40:45.761
5	2:29.072	+3.026	9:43:14.833
6	2:26.072	+0.026	9:45:40.905
7	2:30.741	+4.695	9:48:11.646
8	2:30.494	+4.448	9:50:42.140
9	2:26.046		9:53:08.186
10	2:30.725	+4.679	9:55:38.911

(111) CAPDEVILA CASOL, GERARD

1	2:58.193	+31.381	9:33:11.868
2	2:38.610	+11.798	9:35:50.478
3	2:35.032	+8.220	9:38:25.510
4	2:31.540	+4.728	9:40:57.050
5	2:30.961	+4.149	9:43:28.011
6	2:33.873	+7.061	9:46:01.884
7	2:30.801	+3.989	9:48:32.685
8	2:31.970	+5.158	9:51:04.655
9	2:29.483	+2.671	9:53:34.138
10	2:26.812		9:56:00.950

(259) SANCHEZ ESCUER, EDGAR

1	2:43.714	+15.539	9:32:38.849
2	2:33.432	+5.257	9:35:12.281
3	2:29.663	+1.488	9:37:41.944

Lap	Lap Tm	Diff	Time of Day
4	2:32.285	+4.110	9:40:14.229
5	2:32.936	+4.761	9:42:47.165
6	2:28.881	+0.706	9:45:16.046
7	2:28.175		9:47:44.221
8	2:31.775	+3.600	9:50:15.996
9	2:34.112	+5.937	9:52:50.108
10	2:42.843	+14.668	9:55:32.951

(80) BAGE, ASHTON LEIGHTON

1	2:31.647		9:32:30.539
---	----------	--	-------------

(226) MORENO LARA, ADAM

1	2:52.322	+18.210	9:33:22.725
2	3:24.458	+50.346	9:36:47.183
3	2:34.281	+0.169	9:39:21.464
4	2:35.642	+1.530	9:41:57.106
5	2:35.962	+1.850	9:44:33.068
6	3:44.106	+1:09.994	9:48:17.174
7	2:34.112		9:50:51.286
8	2:36.262	+2.150	9:53:27.548
9	2:38.173	+4.061	9:56:05.721

(393) GUECHE BEL, CRISTIAN

1	2:54.750	+20.234	9:33:16.697
2	2:44.610	+10.094	9:36:01.307
3	2:43.182	+8.666	9:38:44.489
4	2:37.065	+2.549	9:41:21.554
5	2:35.465	+0.949	9:43:57.019
6	2:35.150	+0.634	9:46:32.169
7	2:34.516		9:49:06.685
8	2:36.191	+1.675	9:51:42.876
9	2:35.593	+1.077	9:54:18.469
10	2:37.321	+2.805	9:56:55.790

(29) GAYA CASTAÑE, GUILLEM

1	3:01.382	+23.550	9:33:17.766
2	2:45.828	+7.996	9:36:03.594
3	2:45.536	+7.704	9:38:49.130
4	2:37.832		9:41:26.962
5	2:43.073	+5.241	9:44:10.035
6	2:45.933	+8.101	9:46:55.968
7	2:45.873	+8.041	9:49:41.841
8	2:44.530	+6.698	9:52:26.371
9	2:42.689	+4.857	9:55:09.060

(26) MATAMOROS JANSÀ, IVAN

1	2:55.872	+15.017	9:33:20.240
2	9:23.903	+6:43.048	9:42:44.143
3	10:48.454	+8:07.599	9:53:32.597
4	2:40.855		9:56:13.452



3 de juny de 2018 - Circuit de Montperler - Bellpuig

Campionat de Catalunya MX - Bellpuig

MX 65

Circuit de Montperler 2,000 km

Classificació Final

Pos.	Núm.	Nom	Llicència	Club	R1.	R2.	Total Punts
1	351	PRAT SENDRA, CARLOS	136959-L	Mc. Segre	25	25	50
2	286	CAÑADAS GONZALEZ, JOEL	137210-GI	Mc. Segre	13	20	33
3	388	BENITEZ MARULL, DAVID	137054-GI	Mc. Polea SX	16	16	32
4	37	MIRO RODRIGUEZ, BRUNO	137429-T	Mc Salomo	20	11	31
5	61	BALLESTER FERRER, NACHO	53580-TE	Mc. Bajo Aragón	11	13	24
6	199	SAMPER GEA, UNAI	136874-B	Mc Sitges	10	10	20
7	94	LOPEZ LLAGOSTERA, ALEX	137172-B	Mc VDB	9	5	14
8	6	LORENTE MUÑOZ, ELIO	53574-Z	Mc. Zuera	8	6	14
9	243	ROJAS VIÑAS, NIL	137007-GI	MC Llivia	7	7	14
10	83	BADENAS TEJADA, ENZO	248668-V	MC Gata	5	8	13
11	217	POLVILLO MUÑOZ, IVAN	136944-GI	Am Vidreres	3	9	12
12	277	DIEZ ARNAL, IKER	136975-L	Mc. Segre	6	3	9
13	28	HOMS LAMAS, MARTI	137117-B	Mc. Riuprimer Gas i Rocs	4	4	8
14	311	ARFELIS NAVARRO, DIDAC	136979-L	Mc. Segre	2	2	4
15	222	ZAMORANO ZAERA, JOËL	137028-T	C.E.C. Alcarràs	1	1	2
16	23	LIÑAN CABRERA, ALEJANDRO	137461-B	Xtrem Sitges Mc.	1	1	2
17	75	FARRIOL MAKHLOUF, ALEX	137344-T	Mc. Segre	1	1	2
18	9	CUESTA LERA, HUGO	137121-B	P.M.B.	1	1	2
19	127	VALERIO ESPINOSA, IKER	138298-L	Mc. Segre	1	1	2
20	66	MARTINEZ CARNER, ROGER	137281-B	Mc Cingles Berti	1	1	2
21	117	ROMANO GALLIPOLI, ALONSO	137085-B	MC 3 Turons	1	1	2
22	11	ALIBAU VILA, MARC	136920-B	Mc Igualada	1	1	2
23	50	GONZALEZ TOMAS, ANNA	137112-B	Em Castellbisbal	1	1	2
24	21	CROS MARTINEZ, POL	137462-B	Xtrem Sitges Mc.	1	1	2
25	458	MIR SANTANDREU, JOAN	66420-IB	Club Bike Trial Sant Joan	1	1	2
26	7	ORTIZ SANCHEZ, UNAI	137217-T	Mec Alcanar	1	1	2
27	78	GERMAN JORDAN, DIDAC	138449-L	Mc. Segre	1	1	2
28	96	CHOGRI GOMEZ, UNAI	137242-B	Pobla Mafumet	0	1	1
29	306	SUREDA PUIGROS, JOAN	66461-IB	Mc. Fora Vila Muro	1	0	1



3 de juny de 2018 - Circuit de Montperler - Bellpuig

Campionat de Catalunya MX - Bellpuig

classificat per voltes

MX 65

Circuit de Montperler 2,000 km

Carrera 1

03/06/2018 11:50

Cursa (12:00 i 2 Voltes) started at 11:44:15

Pos.	Núm.	Nom	Voltes	Total Ts	Dif	Millor Tm	Moto	Club	classe	Punts
1	351	PRAT SENDRA, CARLOS	9	15:46.966		1:41.535	SIN MARCA	Mc. Segre	MX 65	25
2	37	MIRO RODRIGUEZ, BRUNO	9	15:59.106	12.140	1:44.467	KTM	Mc Salomo	MX 65	20
3	388	BENITEZ MARULL, DAVID	9	16:12.139	25.173	1:44.088	HUSQVARNA	Mc. Polea SX	MX 65	16
4	286	CAÑADAS GONZALEZ, JOEL	9	16:16.672	29.706	1:44.388	SIN MARCA	Mc. Segre	MX 65	13
5	61	BALLESTER FERRER, NACHO	9	16:23.917	36.951	1:46.179	HUSQVARNA	Mc. Bajo Aragón	MX 65	11
6	199	SAMPER GEA, UNAI	9	16:30.026	43.060	1:45.819	SIN MARCA	Mc Sitges	MX 65	10
7	94	LOPEZ LLAGOSTERA, ALEX	9	16:33.302	46.336	1:48.268	HUSQVARNA	Mc VDB	MX 65	9
8	6	LORENTE MUÑOZ, ELIO	9	16:44.015	57.049	1:49.248	HUSQVARNA	Mc. Zuera	MX 65	8
9	243	ROJAS VIÑAS, NIL	9	16:53.930	1:06.964	1:48.316	SIN MARCA	MC Llívia	MX 65	7
10	277	DIEZ ARNAL, IKER	9	17:04.149	1:17.183	1:49.833	SIN MARCA	Mc. Segre	MX 65	6
11	83	BADENAS TEJADA, ENZO	9	17:04.350	1:17.384	1:47.269	HUSQVARNA	MC Gata	MX 65	5
12	28	HOMS LAMAS, MARTI	9	17:15.330	1:28.364	1:52.119	KTM	Mc. Riuprimer C	MX 65	4
13	217	POLVILLO MUÑOZ, IVAN	9	17:15.990	1:29.024	1:50.549	SIN MARCA	Am Vidreres	MX 65	3
14	311	ARFELIS NAVARRO, DIDAC	9	17:27.056	1:40.090	1:52.896	HUSQVARNA	Mc. Segre	MX 65	2
15	23	LIÑAN CABRERA, ALEJANDRO	9	17:33.282	1:46.316	1:55.216	HUSQVARNA	Xtrem Sitges M	MX 65	1
16	117	ROMANO GALLIPOLI, ALONSO	9	17:39.837	1:52.871	1:54.262	SIN MARCA	MC 3 Turons	MX 65	1
17	222	ZAMORANO ZAERA, JOËL	8	15:47.800	1 Volta	1:55.836	KTM	C.E.C. Alcarràs	MX 65	1
18	9	CUESTA LERA, HUGO	8	16:06.369	1 Volta	1:58.174	KTM	P.M.B.	MX 65	1
19	306	SUREDA PUIGROS, JOAN	8	16:14.124	1 Volta	1:57.498	KTM	Mc. Fora Vila M	MX 65	1
20	75	FARRIOL MAKHLOUF, ALEX	8	16:22.944	1 Volta	1:58.121	KTM	Mc. Segre	MX 65	1
21	127	VALERIO ESPINOSA, IKER	8	16:32.389	1 Volta	1:58.714	SIN MARCA	Mc. Segre	MX 65	1
22	66	MARTINEZ CARNER, ROGER	8	16:41.225	1 Volta	2:00.941	KTM	Mc Cingles Bert	MX 65	1
23	7	ORTIZ SANCHEZ, UNAI	8	17:30.618	1 Volta	2:07.027	KTM	Mec Alcanar	MX 65	1
24	11	ALIBAU VILA, MARC	8	17:32.619	1 Volta	2:08.300	KTM	Mc Igualada	MX 65	1
25	50	GONZALEZ TOMAS, ANNA	8	17:54.574	1 Volta	2:08.690	KTM	Em Castellbisba	MX 65	1
26	458	MIR SANTANDREU, JOAN	8	17:57.015	1 Volta	2:11.461	HUSQVARNA	Club Bike Trial S	MX 65	1
27	21	CROS MARTINEZ, POL	7	15:52.918	2 Voltes	2:12.799	KTM	Xtrem Sitges M	MX 65	1
28	78	GERMAN JORDAN, DIDAC	7	16:01.343	2 Voltes	2:12.442	HUSQVARNA	Mc. Segre	MX 65	1

No classificat

NE	96	CHOGRI GOMEZ, UNAI			NE		KTM	Pobla Mafumet	MX 65	0
----	----	--------------------	--	--	----	--	-----	---------------	-------	---

Marge de victòria	Velocitat mitja	Millor temps de volta	Millor vel.	Millor volta per
12.140	68,429	1:41.535	70,912	351 - PRAT SENDRA, CARLOS

Cap de cronometratge / Director de Cursa / President del Jurat

Orbits

Campionat de Catalunya MX - Bellpuig

Volta a volta

MX 65

Circuit de Montperler 2,000 km

Carrera 1

03/06/2018 11:50

Cursa (12:00 i 2 Voltes) started at 11:44:15

Competidors	Voltes									
	0	1	2	3	4	5	6	7	8	9
LOPEZ LLAGOSTERA, ALEX (94)	1	94	351	351	351	351	351	351	351	351
CAÑADAS GONZALEZ, JOEL (286)	2	286	37	388	388	388	37	37	37	37
SAMPER GEA, UNAI (199)	3	199	388	37	37	37	388	388	388	388
MIRO RODRIGUEZ, BRUNO (37)	4	37	94	94	94	286	286	286	286	286
PRAT SENDRA, CARLOS (351)	5	351	199	286	286	94	61	61	61	61
LORENTE MUÑOZ, ELIO (6)	6	6	286	199	199	61	94	94	94	199
LIÑAN CABRERA, ALEJANDRO (23)	7	23	61	61	61	199	199	199	199	94
ZAMORANO ZAERA, JOÉL (222)	8	222	6	6	6	6	6	6	6	6
ROJAS VIÑAS, NIL (243)	9	243	23	243	243	243	243	243	243	243
ARFELIS NAVARRO, DIDAC (311)	10	311	243	23	28	277	277	277	277	277
HOMS LAMAS, MARTI (28)	11	28	75	28	23	28	28	28	28	83
SUREDA PUIGROS, JOAN (306)	12	306	28	277	277	23	217	217	83	28
BENITEZ MARULL, DAVID (388)	13	388	222	222	217	217	23	83	217	217
DIEZ ARNAL, IKER (277)	14	277	9	75	222	311	83	23	311	311
GERMAN JORDAN, DIDAC (78)	15	78	306	217	117	83	311	311	23	23
FARRIOL MAKHLOUF, ALEX (75)	16	75	277	117	311	117	117	117	117	117
ROMANO GALLIPOLI, ALONSO (117)	17	117	117	9	83	222	222	222	222	222
CUESTA LERA, HUGO (9)	18	9	217	311	9	9	306	9	9	9
POLVILLO MUÑOZ, IVAN (217)	19	217	83	83	306	306	9	306	306	306
BADENAS TEJADA, ENZO (83)	20	83	311	306	66	75	75	75	75	75
MARTINEZ CARNER, ROGER (66)	21	66	66	66	75	66	127	127	127	127
ALIBAU VILA, MARC (11)	22	11	11	127	127	127	66	66	66	66
MIR SANTANDREU, JOAN (458)	23	458	127	11	11	7	11	7	7	7
BALLESTER FERRER, NACHO (61)	24	61	7	7	7	11	7	11	11	11
ORTIZ SANCHEZ, UNAI (7)	25	7	21	21	21	458	458	458	458	50
VALERIO ESPINOSA, IKER (127)	26	127	458	458	458	21	21	50	50	458
CROS MARTINEZ, POL (21)	27	21	78	78	78	50	50	21	21	
GONZALEZ TOMAS, ANNA (50)	28	50	50	50	50	78	78	78	78	
-	29									



Campionat de Catalunya MX - Bellpuig

MX 65

Circuit de Montperler 2,000 km

Carrera 1

03/06/2018 11:50

Cursa (12:00 i 2 Voltes) started at 11:44:15

Lap	Lap Tm	Diff	Time of Day
(351) PRAT SENDRA, CARLOS			
1	1:43.423	+1.888	11:46:03.523
2	1:41.535		11:47:45.058
3	1:42.247	+0.712	11:49:27.305
4	1:44.602	+3.067	11:51:11.907
5	1:44.848	+3.313	11:52:56.755
6	1:43.690	+2.155	11:54:40.445
7	1:45.523	+3.988	11:56:25.968
8	1:43.902	+2.367	11:58:09.870
9	1:52.556	+11.021	12:00:02.426

Lap	Lap Tm	Diff	Time of Day
(37) MIRO RODRIGUEZ, BRUNO			
1	1:47.506	+3.039	11:46:07.599
2	1:47.344	+2.877	11:47:54.943
3	1:46.075	+1.608	11:49:41.018
4	1:45.693	+1.226	11:51:26.711
5	1:46.306	+1.839	11:53:13.017
6	1:45.996	+1.529	11:54:59.013
7	1:44.467		11:56:43.480
8	1:46.433	+1.966	11:58:29.913
9	1:44.653	+0.186	12:00:14.566

Lap	Lap Tm	Diff	Time of Day
(388) BENITEZ MARULL, DAVID			
1	1:49.213	+5.125	11:46:09.574
2	1:44.088		11:47:53.662
3	1:45.399	+1.311	11:49:39.061
4	1:46.013	+1.925	11:51:25.074
5	1:48.080	+3.992	11:53:13.154
6	1:47.535	+3.447	11:55:00.689
7	1:47.844	+3.756	11:56:48.533
8	1:47.913	+3.825	11:58:36.446
9	1:51.153	+7.065	12:00:27.599

Lap	Lap Tm	Diff	Time of Day
(286) CAÑADAS GONZALEZ, JOEL			
1	1:54.026	+9.638	11:46:14.019
2	1:48.176	+3.788	11:48:02.195
3	1:48.389	+4.001	11:49:50.584
4	1:44.388		11:51:34.972
5	1:48.623	+4.235	11:53:23.595
6	1:48.546	+4.158	11:55:12.141
7	1:46.977	+2.589	11:56:59.118
8	1:47.009	+2.621	11:58:46.127
9	1:46.005	+1.617	12:00:32.132

Lap	Lap Tm	Diff	Time of Day
(61) BALLESTER FERRER, NACHO			
1	1:54.911	+8.732	11:46:16.045
2	1:48.254	+2.075	11:48:04.299
3	1:48.884	+2.705	11:49:53.183
4	1:48.386	+2.207	11:51:41.569
5	1:47.402	+1.223	11:53:28.971
6	1:47.462	+1.283	11:55:16.433
7	1:46.179		11:57:02.612
8	1:47.366	+1.187	11:58:49.978
9	1:49.399	+3.220	12:00:39.377

Lap	Lap Tm	Diff	Time of Day
(199) SAMPER GEA, UNAI			
1	1:53.246	+7.427	11:46:13.319
2	1:49.731	+3.912	11:48:03.050
3	1:49.009	+3.190	11:49:52.059
4	1:50.345	+4.526	11:51:42.404
5	1:48.904	+3.085	11:53:31.308
6	1:51.943	+6.124	11:55:23.251
7	1:48.782	+2.963	11:57:12.033
8	1:45.819		11:58:57.852
9	1:47.634	+1.815	12:00:45.486

Lap	Lap Tm	Diff	Time of Day
(94) LOPEZ LLAGOSTERA, ALEX			
1	1:51.488	+3.220	11:46:11.343
2	1:49.267	+0.999	11:48:00.610
3	1:49.574	+1.306	11:49:50.184
4	1:50.255	+1.987	11:51:40.439
5	1:49.947	+1.679	11:53:30.386
6	1:50.866	+2.598	11:55:21.252
7	1:49.725	+1.457	11:57:10.977
8	1:48.268		11:58:59.245
9	1:49.517	+1.249	12:00:48.762

Lap	Lap Tm	Diff	Time of Day
(6) LORENTE MUÑOZ, ELIO			
1	1:57.536	+8.288	11:46:17.670
2	1:50.136	+0.888	11:48:07.806
3	1:49.505	+0.257	11:49:57.311
4	1:49.248		11:51:46.559
5	1:49.828	+0.580	11:53:36.387
6	1:51.928	+2.680	11:55:28.315
7	1:50.094	+0.846	11:57:18.409
8	1:49.672	+0.424	11:59:08.081
9	1:51.394	+2.146	12:00:59.475

Lap	Lap Tm	Diff	Time of Day
(243) ROJAS VIÑAS, NIL			
1	2:00.290	+11.974	11:46:20.494
2	1:51.751	+3.435	11:48:12.245
3	1:52.720	+4.404	11:50:04.965
4	1:51.261	+2.945	11:51:56.226
5	1:48.316		11:53:44.542
6	1:51.798	+3.482	11:55:36.340
7	1:50.920	+2.604	11:57:27.260
8	1:50.260	+1.944	11:59:17.520
9	1:51.870	+3.554	12:01:09.390

Lap	Lap Tm	Diff	Time of Day
(277) DIEZ ARNAL, IKER			
1	2:06.568	+16.735	11:46:26.969
2	1:51.858	+2.025	11:48:18.827
3	1:53.162	+3.329	11:50:11.989
4	1:50.676	+0.843	11:52:02.665
5	1:51.079	+1.246	11:53:53.744
6	1:51.063	+1.230	11:55:44.807
7	1:52.352	+2.519	11:57:37.159
8	1:52.617	+2.784	11:59:29.776
9	1:49.833		12:01:19.609

Lap	Lap Tm	Diff	Time of Day
(83) BADENAS TEJADA, ENZO			
1	2:08.161	+20.892	11:46:29.132
2	1:57.096	+9.827	11:48:26.228
3	1:54.779	+7.510	11:50:21.007
4	1:53.675	+6.406	11:52:14.682
5	1:49.504	+2.235	11:54:04.186
6	1:50.043	+2.774	11:55:54.229
7	1:49.525	+2.256	11:57:43.754
8	1:48.787	+1.518	11:59:32.541
9	1:47.269		12:01:19.810

Lap	Lap Tm	Diff	Time of Day
(28) HOMS LAMAS, MARTI			
1	2:02.808	+10.689	11:46:23.128
2	1:54.059	+1.940	11:48:17.187
3	1:52.950	+0.831	11:50:10.137
4	1:54.194	+2.075	11:52:04.331
5	1:52.356	+0.237	11:53:56.687
6	1:52.119		11:55:48.806
7	1:54.118	+1.999	11:57:42.924
8	1:54.156	+2.037	11:59:37.080
9	1:53.710	+1.591	12:01:30.790

Lap	Lap Tm	Diff	Time of Day
(217) POLVILLO MUÑOZ, IVAN			
1	2:07.267	+16.718	11:46:28.141
2	1:55.100	+4.551	11:48:23.241
3	1:52.806	+2.257	11:50:16.047
4	1:52.300	+1.751	11:52:08.347
5	1:52.805	+2.256	11:54:01.152
6	1:51.724	+1.175	11:55:52.876
7	1:55.560	+5.011	11:57:48.436
8	1:52.465	+1.916	11:59:40.901
9	1:50.549		12:01:31.450

Lap	Lap Tm	Diff	Time of Day
(311) ARFELIS NAVARRO, DIDAC			
1	2:09.298	+16.402	11:46:29.540
2	1:55.579	+2.683	11:48:25.119
3	1:55.164	+2.268	11:50:20.283
4	1:53.100	+0.204	11:52:13.383
5	1:53.370	+0.474	11:54:06.753
6	1:52.896		11:55:59.649
7	1:53.794	+0.898	11:57:53.443
8	1:54.205	+1.309	11:59:47.648
9	1:54.868	+1.972	12:01:42.516

Lap	Lap Tm	Diff	Time of Day
(23) LIÑAN CABRERA, ALEJANDRO			
1	1:59.793	+4.577	11:46:19.950
2	1:55.619	+0.403	11:48:15.569
3	1:55.216		11:50:10.785
4	1:55.392	+0.176	11:52:06.177
5	1:56.466	+1.250	11:54:02.643
6	1:56.053	+0.837	11:55:58.696
7	1:56.089	+0.873	11:57:54.785
8	1:56.324	+1.108	11:59:51.109
9	1:57.633	+2.417	12:01:48.742

Lap	Lap Tm	Diff	Time of Day
(117) ROMANO GALLIPOLI, ALONSO			
1	2:06.924	+12.662	11:46:27.660
2	1:56.169	+1.907	11:48:23.829
3	1:55.955	+1.693	11:50:19.784
4	1:55.831	+1.569	11:52:15.615
5	1:54.262		11:54:09.877
6	1:55.070	+0.808	11:56:04.947
7	1:56.270	+2.008	11:58:01.217
8	1:56.428	+2.166	11:59:57.645
9	1:57.652	+3.390	12:01:55.297

Lap	Lap Tm	Diff	Time of Day
(222) ZAMORANO ZAERA, JOEL			
1	2:04.459	+8.623	11:46:24.662
2	1:57.880	+2.044	11:48:22.542
3	1:56.263	+0.427	11:50:18.805
4	1:57.815	+1.979	11:52:16.620
5	1:55.855	+0.019	11:54:12.475
6	1:56.527	+0.691	11:56:09.002
7	1:55.836		11:58:04.838
8	1:58.422	+2.586	12:00:03.260

Lap	Lap Tm	Diff	Time of Day
(9) CUESTA LERA, HUGO			
1	2:04.192	+6.018	11:46:25.031
2	1:59.371	+1.197	11:48:24.402
3	1:58.174		11:50:22.576
4	1:58.699	+0.525	11:52:21.275
5	1:59.980	+1.806	11:54:21.255
6	1:59.504	+1.330	11:56:20.759
7	1:59.765	+1.591	11:58:20.524
8	2:01.305	+3.131	12:00:21.829

(306) SUREDA PUIGROS, JOAN



3 de juny de 2018 - Circuit de Montperler - Bellpuig

Campionat de Catalunya MX - Bellpuig

MX 65

Circuit de Montperler 2,000 km

Carrera 1

03/06/2018 11:50

Cursa (12:00 i 2 Voltes) started at 11:44:15

Lap	Lap Tm	Diff	Time of Day
1	2:05.569	+8.071	11:46:25.895
2	2:00.983	+3.485	11:48:26.878
3	1:57.498		11:50:24.376
4	1:57.807	+0.309	11:52:22.183
5	1:58.198	+0.700	11:54:20.381
6	2:08.732	+11.234	11:56:29.113
7	2:00.422	+2.924	11:58:29.535
8	2:00.049	+2.551	12:00:29.584

(75) FARRIOL MAKHLOUF, ALEX

1	2:02.275	+4.154	11:46:22.767
2	1:59.814	+1.693	11:48:22.581
3	2:17.176	+19.055	11:50:39.757
4	1:58.121		11:52:37.878
5	1:59.712	+1.591	11:54:37.590
6	2:00.183	+2.062	11:56:37.773
7	1:58.472	+0.351	11:58:36.245
8	2:02.159	+4.038	12:00:38.404

(127) VALERIO ESPINOSA, IKER

1	2:19.421	+20.707	11:46:40.762
2	2:01.214	+2.500	11:48:41.976
3	2:00.197	+1.483	11:50:42.173
4	2:00.359	+1.645	11:52:42.532
5	2:00.723	+2.009	11:54:43.255
6	1:58.714		11:56:41.969
7	2:02.094	+3.380	11:58:44.063
8	2:03.786	+5.072	12:00:47.849

(66) MARTINEZ CARNER, ROGER

1	2:10.519	+9.578	11:46:31.549
2	2:04.372	+3.431	11:48:35.921
3	2:03.647	+2.706	11:50:39.568
4	2:00.941		11:52:40.509
5	2:03.630	+2.689	11:54:44.139
6	2:03.507	+2.566	11:56:47.646
7	2:04.383	+3.442	11:58:52.029
8	2:04.656	+3.715	12:00:56.685

(7) ORTIZ SANCHEZ, UNAI

1	2:19.889	+12.862	11:46:41.030
2	2:10.794	+3.767	11:48:51.824
3	2:08.835	+1.808	11:51:00.659
4	2:07.843	+0.816	11:53:08.502
5	2:11.783	+4.756	11:55:20.285
6	2:10.281	+3.254	11:57:30.566
7	2:08.485	+1.458	11:59:39.051
8	2:07.027		12:01:46.078

(11) ALIBAU VILA, MARC

1	2:17.005	+8.705	11:46:38.102
2	2:08.994	+0.694	11:48:47.096
3	2:11.919	+3.619	11:50:59.015
4	2:10.532	+2.232	11:53:09.547
5	2:09.464	+1.164	11:55:19.011
6	2:12.375	+4.075	11:57:31.386
7	2:08.393	+0.093	11:59:39.779
8	2:08.300		12:01:48.079

(50) GONZALEZ TOMAS, ANNA

1	2:09.120	+0.430	11:46:53.534
2	2:08.690		11:49:02.224
3	2:10.858	+2.168	11:51:13.082
4	2:12.411	+3.721	11:53:25.493
5	2:14.735	+6.045	11:55:40.228
6	2:10.157	+1.467	11:57:50.385

Lap	Lap Tm	Diff	Time of Day
7	2:10.190	+1.500	12:00:00.575
8	2:09.459	+0.769	12:02:10.034

(458) MIR SANTANDREU, JOAN

1	2:23.025	+11.564	11:46:44.131
2	2:12.966	+1.505	11:48:57.097
3	2:12.635	+1.174	11:51:09.732
4	2:13.266	+1.805	11:53:22.998
5	2:11.994	+0.533	11:55:34.992
6	2:13.114	+1.653	11:57:48.106
7	2:11.461		11:59:59.567
8	2:12.908	+1.447	12:02:12.475

(21) CROS MARTINEZ, POL

1	2:19.939	+7.140	11:46:42.417
2	2:12.849	+0.050	11:48:55.266
3	2:12.799		11:51:08.065
4	2:15.963	+3.164	11:53:24.028
5	2:14.647	+1.848	11:55:38.675
6	2:14.239	+1.440	11:57:52.914
7	2:15.464	+2.665	12:00:08.378

(78) GERMAN JORDAN, DIDAC

1	2:25.092	+12.650	11:46:45.575
2	2:13.623	+1.181	11:48:59.198
3	2:12.442		11:51:11.640
4	2:16.991	+4.549	11:53:28.631
5	2:15.233	+2.791	11:55:43.864
6	2:16.160	+3.718	11:58:00.024
7	2:16.779	+4.337	12:00:16.803

Cap de cronometratge / Director de Cursa / President del Jurat

Orbits



3 de juny de 2018 - Circuit de Montperler - Bellpuig

Campionat de Catalunya MX - Bellpuig

classificat per voltes

MX 65

Circuit de Montperler 2,000 km

Carrera 2

03/06/2018 13:27

Cursa (12:00 i 2 Voltes) started at 13:15:47

Pos.	Núm.	Nom	Voltes	Total Ts	Dif	Millor Tm	Moto	Club	classe	Punts
1	351	PRAT SENDRA, CARLOS	9	15:57.254		1:43.150	SIN MARCA	Mc. Segre	MX 65	25
2	286	CAÑADAS GONZALEZ, JOEL	9	16:00.174	2.920	1:44.965	SIN MARCA	Mc. Segre	MX 65	20
3	388	BENITEZ MARULL, DAVID	9	16:07.114	9.860	1:44.350	HUSQVARNA	Mc. Polea SX	MX 65	16
4	61	BALLESTER FERRER, NACHO	9	16:17.370	20.116	1:46.454	HUSQVARNA	Mc. Bajo Aragón	MX 65	13
5	37	MIRO RODRIGUEZ, BRUNO	9	16:22.241	24.987	1:46.059	KTM	Mc Salomo	MX 65	11
6	199	SAMPER GEA, UNAI	9	16:33.931	36.677	1:46.702	SIN MARCA	Mc Sitges	MX 65	10
7	217	POLVILLO MUÑOZ, IVAN	9	16:36.436	39.182	1:48.201	SIN MARCA	Am Vidreres	MX 65	9
8	83	BADENAS TEJADA, ENZO	9	16:49.238	51.984	1:47.495	HUSQVARNA	MC Gata	MX 65	8
9	243	ROJAS VIÑAS, NIL	9	16:50.330	53.076	1:50.174	SIN MARCA	MC Llívia	MX 65	7
10	6	LORENTE MUÑOZ, ELIO	9	16:51.830	54.576	1:49.393	HUSQVARNA	Mc. Zuera	MX 65	6
11	94	LOPEZ LLAGOSTERA, ALEX	9	17:04.701	1:07.447	1:48.856	HUSQVARNA	Mc VDB	MX 65	5
12	28	HOMS LAMAS, MARTI	9	17:09.060	1:11.806	1:51.526	KTM	Mc. Riuprimer C	MX 65	4
13	277	DIEZ ARNAL, IKER	9	17:11.864	1:14.610	1:51.478	SIN MARCA	Mc. Segre	MX 65	3
14	311	ARFELIS NAVARRO, DIDAC	9	17:18.781	1:21.527	1:51.819	HUSQVARNA	Mc. Segre	MX 65	2
15	222	ZAMORANO ZAERA, JOËL	9	17:56.851	1:59.597	1:55.635	KTM	C.E.C. Alcarràs	MX 65	1
16	23	LIÑAN CABRERA, ALEJANDRO	8	16:00.383	1 Volta	1:57.349	HUSQVARNA	Xtrem Sitges M	MX 65	1
17	75	FARRIOL MAKHLOUF, ALEX	8	16:04.412	1 Volta	1:57.412	KTM	Mc. Segre	MX 65	1
18	9	CUESTA LERA, HUGO	8	16:13.881	1 Volta	1:57.661	KTM	P.M.B.	MX 65	1
19	96	CHOGRI GOMEZ, UNAI	8	16:33.709	1 Volta	1:59.195	KTM	Pobla Mafumet	MX 65	1
20	127	VALERIO ESPINOSA, IKER	8	16:48.579	1 Volta	2:00.247	SIN MARCA	Mc. Segre	MX 65	1
21	66	MARTINEZ CARNER, ROGER	8	17:13.328	1 Volta	2:02.318	KTM	Mc Cingles Bert	MX 65	1
22	117	ROMANO GALLIPOLI, ALONSO	8	17:39.227	1 Volta	1:52.868	SIN MARCA	MC 3 Turons	MX 65	1
23	11	ALIBAU VILA, MARC	8	17:45.737	1 Volta	2:08.957	KTM	Mc Igualada	MX 65	1
24	50	GONZALEZ TOMAS, ANNA	8	17:48.054	1 Volta	2:08.124	KTM	Em Castellbisba	MX 65	1
25	21	CROS MARTINEZ, POL	8	18:06.777	1 Volta	2:11.076	KTM	Xtrem Sitges M	MX 65	1
26	458	MIR SANTANDREU, JOAN	7	15:59.969	2 Voltes	2:13.643	HUSQVARNA	Club Bike Trial	MX 65	1
27	7	ORTIZ SANCHEZ, UNAI	7	16:10.445	2 Voltes	2:09.348	KTM	Mec Alcanar	MX 65	1
28	78	GERMAN JORDAN, DIDAC	7	16:14.758	2 Voltes	2:13.536	HUSQVARNA	Mc. Segre	MX 65	1

No classificat

NE	306	SUREDA PUIGROS, JOAN		4.934	NE		KTM	Mc. Fora Vila M	MX 65	0
-----------	-----	----------------------	--	-------	----	--	-----	-----------------	-------	---

Marge de victòria	Velocitat mitja	Millor temps de volta	Millor vel.	Millor volta per
2.920	67,694	1:43.150	69,801	351 - PRAT SENDRA, CARLOS

Cap de cronometratge / Director de Cursa / President del Jurat

Orbits

Campionat de Catalunya MX - Bellpuig

Volta a volta

MX 65

Circuit de Montperler 2,000 km

Carrera 2

03/06/2018 13:27

Cursa (12:00 i 2 Voltes) started at 13:15:47

Competidors

Voltes

	0	1	2	3	4	5	6	7	8	9
PRAT SENDRA, CARLOS (351)	1	351	351	351	351	351	351	351	351	351
CAÑADAS GONZALEZ, JOEL (286)	2	286	286	286	286	286	286	286	286	286
SAMPER GEA, UNAI (199)	3	199	61	61	61	388	388	388	388	388
DIEZ ARNAL, IKER (277)	4	277	217	388	388	61	61	61	61	61
BALLESTER FERRER, NACHO (61)	5	61	243	37	37	37	37	37	37	37
LORENTE MUÑOZ, ELIO (6)	6	6	388	217	217	217	217	217	217	199
BENITEZ MARULL, DAVID (388)	7	388	37	243	243	243	199	199	199	217
SUREDA PUIGROS, JOAN (306)	8	306	199	199	6	6	243	83	94	83
POLVILLO MUÑOZ, IVAN (217)	9	217	6	6	199	199	83	94	243	243
MIRO RODRIGUEZ, BRUNO (37)	10	37	311	311	94	94	94	243	83	6
ARFELIS NAVARRO, DIDAC (311)	11	311	28	28	83	83	6	6	6	94
ROJAS VIÑAS, NIL (243)	12	243	94	94	311	311	28	28	28	28
HOMS LAMAS, MARTI (28)	13	28	277	83	28	28	277	277	277	277
ZAMORANO ZAERA, JOÉL (222)	14	222	83	277	277	277	311	311	311	311
LOPEZ LLAGOSTERA, ALEX (94)	15	94	9	9	9	9	222	222	222	222
ROMANO GALLIPOLI, ALONSO (117)	16	117	75	75	75	23	23	23	23	23
LIÑAN CABRERA, ALEJANDRO (23)	17	23	23	23	23	222	75	75	75	75
ALIBAU VILA, MARC (11)	18	11	222	222	222	75	9	9	9	9
FARRIOL MAKHLOUF, ALEX (75)	19	75	127	127	127	127	96	96	96	96
BADENAS TEJADA, ENZO (83)	20	83	66	96	96	96	127	127	127	127
CUESTA LERA, HUGO (9)	21	9	11	66	66	66	66	66	117	66
VALERIO ESPINOSA, IKER (127)	22	127	96	11	11	11	117	117	66	117
GERMAN JORDAN, DIDAC (78)	23	78	7	21	21	50	11	11	11	11
ORTIZ SANCHEZ, UNAI (7)	24	7	458	458	50	21	50	50	50	50
CHOGRI GOMEZ, UNAI (96)	25	96	21	50	458	117	21	21	21	21
CROS MARTINEZ, POL (21)	26	21	50	78	78	458	458	458	458	458
GONZALEZ TOMAS, ANNA (50)	27	50	78	7	117	78	78	78	7	7
MIR SANTANDREU, JOAN (458)	28	458	117	117	7	7	7	7	78	78
MARTINEZ CARNER, ROGER (66)	29	66								



Campionat de Catalunya MX - Bellpuig

MX 65

Circuit de Montperler 2,000 km

Carrera 2

03/06/2018 13:27

Cursa (12:00 i 2 Voltes) started at 13:15:47

Lap	Lap Tm	Diff	Time of Day
(351) PRAT SENDRA, CARLOS			
1	1:43.150		13:17:35.558
2	1:43.869	+0.719	13:19:19.427
3	1:44.857	+1.707	13:21:04.284
4	1:46.614	+3.464	13:22:50.898
5	1:49.038	+5.888	13:24:39.936
6	1:45.755	+2.605	13:26:25.691
7	1:46.475	+3.325	13:28:12.166
8	1:45.669	+2.519	13:29:57.835
9	1:47.354	+4.204	13:31:45.189

Lap	Lap Tm	Diff	Time of Day
(286) CAÑADAS GONZALEZ, JOEL			
1	1:48.088	+3.123	13:17:40.551
2	1:45.650	+0.685	13:19:26.201
3	1:45.326	+0.361	13:21:11.527
4	1:46.130	+1.165	13:22:57.657
5	1:45.565	+0.600	13:24:43.222
6	1:46.619	+1.654	13:26:29.841
7	1:44.983	+0.018	13:28:14.824
8	1:44.965		13:29:59.789
9	1:48.320	+3.355	13:31:48.109

Lap	Lap Tm	Diff	Time of Day
(388) BENITEZ MARULL, DAVID			
1	1:53.610	+9.260	13:17:46.345
2	1:45.557	+1.207	13:19:31.902
3	1:45.044	+0.694	13:21:16.946
4	1:44.711	+0.361	13:23:01.657
5	1:44.350		13:24:46.007
6	1:46.759	+2.409	13:26:32.766
7	1:45.966	+1.616	13:28:18.732
8	1:46.350	+2.000	13:30:05.082
9	1:49.967	+5.617	13:31:55.049

Lap	Lap Tm	Diff	Time of Day
(61) BALLESTER FERRER, NACHO			
1	1:48.717	+2.263	13:17:41.419
2	1:46.481	+0.027	13:19:27.900
3	1:46.454		13:21:14.354
4	1:49.305	+2.851	13:23:03.659
5	1:47.998	+1.544	13:24:51.657
6	1:50.433	+3.979	13:26:42.090
7	1:49.061	+2.607	13:28:31.151
8	1:47.461	+1.007	13:30:18.612
9	1:46.693	+0.239	13:32:05.305

Lap	Lap Tm	Diff	Time of Day
(37) MIRO RODRIGUEZ, BRUNO			
1	1:53.510	+7.451	13:17:46.411
2	1:47.451	+1.392	13:19:33.862
3	1:46.059		13:21:19.921
4	1:52.066	+6.007	13:23:11.987
5	1:46.694	+0.635	13:24:58.681
6	1:48.548	+2.489	13:26:47.229
7	1:47.297	+1.238	13:28:34.526
8	1:46.260	+0.201	13:30:20.786
9	1:49.390	+3.331	13:32:10.176

Lap	Lap Tm	Diff	Time of Day
(199) SAMPER GEA, UNAI			
1	1:54.867	+8.165	13:17:47.520
2	1:51.612	+4.910	13:19:39.132
3	1:51.577	+4.875	13:21:30.709
4	1:49.758	+3.056	13:23:20.467
5	1:47.602	+0.900	13:25:08.069
6	1:50.452	+3.750	13:26:58.521
7	1:46.702		13:28:45.223
8	1:49.075	+2.373	13:30:34.298
9	1:47.568	+0.866	13:32:21.866

Lap	Lap Tm	Diff	Time of Day
(217) POLVILLO MUÑOZ, IVAN			
1	1:51.546	+3.345	13:17:44.439
2	1:50.256	+2.055	13:19:34.695
3	1:50.915	+2.714	13:21:25.610
4	1:49.890	+1.689	13:23:15.500
5	1:51.322	+3.121	13:25:06.822
6	1:48.574	+0.373	13:26:55.396
7	1:48.201		13:28:43.597
8	1:49.526	+1.325	13:30:33.123
9	1:51.248	+3.047	13:32:24.371

Lap	Lap Tm	Diff	Time of Day
(83) BADENAS TEJADA, ENZO			
1	2:00.922	+13.427	13:17:54.239
2	1:51.116	+3.621	13:19:45.355
3	1:49.179	+1.684	13:21:34.534
4	1:48.893	+1.398	13:23:23.427
5	1:48.470	+0.975	13:25:11.897
6	1:47.495		13:26:59.392
7	1:57.484	+9.989	13:28:56.876
8	1:51.485	+3.990	13:30:48.361
9	1:48.812	+1.317	13:32:37.173

Lap	Lap Tm	Diff	Time of Day
(243) ROJAS VIÑAS, NIL			
1	1:52.693	+2.519	13:17:45.620
2	1:52.034	+1.860	13:19:37.654
3	1:50.174		13:21:27.828
4	1:51.523	+1.349	13:23:19.351
5	1:52.076	+1.902	13:25:11.427
6	1:53.147	+2.973	13:27:04.574
7	1:51.108	+0.934	13:28:55.682
8	1:51.077	+0.903	13:30:46.759
9	1:51.506	+1.332	13:32:38.265

Lap	Lap Tm	Diff	Time of Day
(6) LORENTE MUÑOZ, ELIO			
1	1:56.874	+7.481	13:17:49.587
2	1:50.809	+1.416	13:19:40.396
3	1:49.393		13:21:29.789
4	1:50.474	+1.081	13:23:20.263
5	1:53.900	+4.507	13:25:14.163
6	1:51.810	+2.417	13:27:05.973
7	1:52.476	+3.083	13:28:58.449
8	1:51.899	+2.506	13:30:50.348
9	1:49.417	+0.024	13:32:39.765

Lap	Lap Tm	Diff	Time of Day
(94) LOPEZ LLAGOSTERA, ALEX			
1	1:59.270	+10.414	13:17:52.358
2	1:52.054	+3.198	13:19:44.412
3	1:49.279	+0.423	13:21:33.691
4	1:48.856		13:23:22.547
5	1:50.345	+1.489	13:25:12.892
6	1:50.363	+1.507	13:27:03.255
7	1:51.632	+2.776	13:28:54.887
8	1:49.722	+0.866	13:30:44.609
9	2:08.027	+19.171	13:32:52.636

Lap	Lap Tm	Diff	Time of Day
(28) HOMS LAMAS, MARTI			
1	1:58.680	+7.154	13:17:51.622
2	1:51.586	+0.060	13:19:43.208
3	1:54.086	+2.560	13:21:37.294
4	1:52.565	+1.039	13:23:29.859
5	1:51.526		13:25:21.385
6	1:52.973	+1.447	13:27:14.358
7	1:53.479	+1.953	13:29:07.837
8	1:55.263	+3.737	13:31:03.100
9	1:53.895	+2.369	13:32:56.995

Lap	Lap Tm	Diff	Time of Day
(277) DIEZ ARNAL, IKER			
1	2:00.945	+9.467	13:17:53.635
2	1:52.788	+1.310	13:19:46.423
3	1:52.031	+0.553	13:21:38.454
4	1:52.566	+1.088	13:23:31.020
5	1:51.478		13:25:22.498
6	1:52.748	+1.270	13:27:15.246
7	1:55.096	+3.618	13:29:10.342
8	1:54.023	+2.545	13:31:04.365
9	1:55.434	+3.956	13:32:59.799

Lap	Lap Tm	Diff	Time of Day
(311) ARFELIS NAVARRO, DIDAC			
1	1:57.729	+5.910	13:17:50.630
2	1:51.819		13:19:42.449
3	1:53.459	+1.640	13:21:35.908
4	1:52.793	+0.974	13:23:28.701
5	1:54.567	+2.748	13:25:23.268
6	1:54.615	+2.796	13:27:17.883
7	1:56.648	+4.829	13:29:14.531
8	1:54.865	+3.046	13:31:09.396
9	1:57.320	+5.501	13:33:06.716

Lap	Lap Tm	Diff	Time of Day
(222) ZAMORANO ZAERA, JOEL			
1	2:06.661	+11.026	13:17:59.637
2	1:59.065	+3.430	13:19:58.702
3	1:58.331	+2.696	13:21:57.033
4	1:57.595	+1.960	13:23:54.628
5	1:55.653	+0.018	13:25:50.281
6	1:55.635		13:27:45.916
7	1:57.566	+1.931	13:29:43.482
8	2:00.194	+4.559	13:31:43.676
9	2:01.110	+5.475	13:33:44.786

Lap	Lap Tm	Diff	Time of Day
(23) LIÑAN CABRERA, ALEJANDRO			
1	2:05.556	+8.207	13:17:58.775
2	1:58.378	+1.029	13:19:57.153
3	1:58.618	+1.269	13:21:55.771
4	1:58.196	+0.847	13:23:53.967
5	1:57.349		13:25:51.316
6	1:59.521	+2.172	13:27:50.837
7	1:59.077	+1.728	13:29:49.914
8	1:58.404	+1.055	13:31:48.318

Lap	Lap Tm	Diff	Time of Day
(75) FARRIOL MAKHLOUF, ALEX			
1	2:04.529	+7.117	13:17:57.842
2	1:58.504	+1.092	13:19:56.346
3	1:59.043	+1.631	13:21:55.389
4	2:00.932	+3.520	13:23:56.321
5	1:57.412		13:25:53.733
6	1:59.688	+2.276	13:27:53.421
7	1:59.523	+2.111	13:29:52.944
8	1:59.403	+1.991	13:31:52.347

Lap	Lap Tm	Diff	Time of Day
(9) CUESTA LERA, HUGO			
1	2:01.370	+3.709	13:17:54.701
2	1:57.661		13:19:52.362
3	1:58.535	+0.874	13:21:50.897
4	2:01.402	+3.741	13:23:52.299
5	2:02.476	+4.815	13:25:54.775
6	2:00.818	+3.157	13:27:55.593
7	2:00.862	+3.201	13:29:56.455
8	2:05.361	+7.700	13:32:01.816</

Campionat de Catalunya MX - Bellpuig

MX 65

Circuit de Montperler 2,000 km

Carrera 2

03/06/2018 13:27

Cursa (12:00 i 2 Voltes) started at 13:15:47

Lap	Lap Tm	Diff	Time of Day
2	1:59.195		13:20:08.252
3	1:59.952	+0.757	13:22:08.204
4	2:00.122	+0.927	13:24:08.326
5	1:59.893	+0.698	13:26:08.219
6	2:01.449	+2.254	13:28:09.668
7	2:06.483	+7.288	13:30:16.151
8	2:05.493	+6.298	13:32:21.644

(127) VALERIO ESPINOSA, IKER

1	2:07.710	+7.463	13:18:01.143
2	2:00.247		13:20:01.390
3	2:03.054	+2.807	13:22:04.444
4	2:02.634	+2.387	13:24:07.078
5	2:04.115	+3.868	13:26:11.193
6	2:09.587	+9.340	13:28:20.780
7	2:08.734	+8.487	13:30:29.514
8	2:07.000	+6.753	13:32:36.514

(66) MARTINEZ CARNER, ROGER

1	2:02.318		13:18:06.675
2	2:03.959	+1.641	13:20:10.634
3	2:04.181	+1.863	13:22:14.815
4	2:06.592	+4.274	13:24:21.407
5	2:07.310	+4.992	13:26:28.717
6	2:12.129	+9.811	13:28:40.846
7	2:11.566	+9.248	13:30:52.412
8	2:08.851	+6.533	13:33:01.263

(117) ROMANO GALLIPOLI, ALONSO

1	3:13.533	+1:20.665	13:19:06.727
2	1:55.375	+2.507	13:21:02.102
3	1:57.342	+4.474	13:22:59.444
4	1:56.010	+3.142	13:24:55.454
5	1:55.520	+2.652	13:26:50.974
6	1:55.470	+2.602	13:28:46.444
7	1:52.868		13:30:39.312
8	2:47.850	+54.982	13:33:27.162

(11) ALIBAU VILA, MARC

1	2:15.750	+6.793	13:18:08.990
2	2:08.957		13:20:17.947
3	2:10.101	+1.144	13:22:28.048
4	2:11.295	+2.338	13:24:39.343
5	2:15.253	+6.296	13:26:54.596
6	2:14.948	+5.991	13:29:09.544
7	2:13.944	+4.987	13:31:23.488
8	2:10.184	+1.227	13:33:33.672

(50) GONZALEZ TOMAS, ANNA

1	2:20.809	+12.685	13:18:14.898
2	2:13.579	+5.455	13:20:28.477
3	2:11.073	+2.949	13:22:39.550
4	2:10.596	+2.472	13:24:50.146
5	2:12.423	+4.299	13:27:02.569
6	2:14.359	+6.235	13:29:16.928
7	2:10.937	+2.813	13:31:27.865
8	2:08.124		13:33:35.989

(21) CROS MARTINEZ, POL

1	2:20.323	+9.247	13:18:14.059
2	2:11.076		13:20:25.135
3	2:13.471	+2.395	13:22:38.606
4	2:14.469	+3.393	13:24:53.075
5	2:15.595	+4.519	13:27:08.670
6	2:15.611	+4.535	13:29:24.281
7	2:14.525	+3.449	13:31:38.806

Lap	Lap Tm	Diff	Time of Day
8	2:15.906	+4.830	13:33:54.712

(458) MIR SANTANDREU, JOAN

1	2:18.698	+5.055	13:18:12.843
2	2:15.120	+1.477	13:20:27.963
3	2:13.643		13:22:41.606
4	2:15.777	+2.134	13:24:57.383
5	2:16.493	+2.850	13:27:13.876
6	2:16.646	+3.003	13:29:30.522
7	2:17.382	+3.739	13:31:47.904

(7) ORTIZ SANCHEZ, UNAI

1	2:16.927	+7.579	13:18:10.472
2	2:49.425	+40.077	13:20:59.897
3	2:09.348		13:23:09.245
4	2:12.128	+2.780	13:25:21.373
5	2:11.760	+2.412	13:27:33.133
6	2:13.000	+3.652	13:29:46.133
7	2:12.247	+2.899	13:31:58.380

(78) GERMAN JORDAN, DIDAC

1	2:24.787	+11.251	13:18:18.235
2	2:14.775	+1.239	13:20:33.010
3	2:13.536		13:22:46.546
4	2:19.832	+6.296	13:25:06.378
5	2:21.147	+7.611	13:27:27.525
6	2:17.464	+3.928	13:29:44.989
7	2:17.704	+4.168	13:32:02.693



3 de juny de 2018 - Circuit de Montperler - Bellpuig

Campionat de Catalunya MX - Bellpuig

Ordenat per la volta més ràpida

MX 65

Circuit de Montperler 2,000 km

Entrenaments Qualificatius

03/06/2018 10:00

Classificació (25:00 Temps) started at 10:00:17

Pos.	Núm.	Nom	Millor Tm	Dif	En volta	Club	classe
1	351	PRAT SENDRA, CARLOS	1:41.321		11	Mc. Segre	MX 65
2	388	BENITEZ MARULL, DAVID	1:45.897	4.576	10	Mc. Polea SX	MX 65
3	286	CAÑADAS GONZALEZ, JOEL	1:46.466	5.145	4	Mc. Segre	MX 65
4	37	MIRO RODRIGUEZ, BRUNO	1:47.375	6.054	5	Mc Salomo	MX 65
5	61	BALLESTER FERRER, NACHO	1:49.252	7.931	8	Mc. Bajo Aragón	MX 65
6	217	POLVILLO MUÑOZ, IVAN	1:51.127	9.806	10	Am Vidreres	MX 65
7	199	SAMPER GEA, UNAI	1:51.713	10.392	7	Mc Sitges	MX 65
8	83	BADENAS TEJADA, ENZO	1:51.888	10.567	9	MC Gata	MX 65
9	6	LORENTE MUÑOZ, ELIO	1:52.465	11.144	7	Mc. Zuera	MX 65
10	243	ROJAS VIÑAS, NIL	1:53.149	11.828	3	MC Llívia	MX 65
11	277	DIEZ ARNAL, IKER	1:53.794	12.473	6	Mc. Segre	MX 65
12	94	LOPEZ LLAGOSTERA, ALEX	1:53.866	12.545	10	Mc VDB	MX 65
13	311	ARFELIS NAVARRO, DIDAC	1:55.717	14.396	7	Mc. Segre	MX 65
14	222	ZAMORANO ZAERA, JOËL	1:58.284	16.963	9	C.E.C. Alcarràs	MX 65
15	75	FARRIOL MAKHLOUF, ALEX	1:59.388	18.067	6	Mc. Segre	MX 65
16	117	ROMANO GALLIPOLI, ALONSO	2:00.029	18.708	7	MC 3 Turons	MX 65
17	28	HOMS LAMAS, MARTI	2:00.377	19.056	8	Mc. Riuprimer Gas i Rocs	MX 65
18	96	CHOGRI GOMEZ, UNAI	2:00.480	19.159	9	Pobla Mafumet	MX 65
19	23	LIÑAN CABRERA, ALEJANDRO	2:00.507	19.186	6	Xtrem Sitges Mc.	MX 65
20	306	SUREDA PUIGROS, JOAN	2:01.166	19.845	10	Mc. Fora Vila Muro	MX 65
21	127	VALERIO ESPINOSA, IKER	2:04.234	22.913	6	Mc. Segre	MX 65
22	9	CUESTA LERA, HUGO	2:05.326	24.005	3	P.M.B.	MX 65
23	66	MARTINEZ CARNER, ROGER	2:07.160	25.839	11	Mc Cingles Berti	MX 65
24	7	ORTIZ SANCHEZ, UNAI	2:14.024	32.703	7	Mec Alcanar	MX 65
25	11	ALIBAU VILA, MARC	2:14.505	33.184	8	Mc Igualada	MX 65
26	50	GONZALEZ TOMAS, ANNA	2:16.378	35.057	7	Em Castellbisbal	MX 65
27	458	MIR SANTANDREU, JOAN	2:16.962	35.641	5	Club Bike Trial Sant Joan	MX 65
28	21	CROS MARTINEZ, POL	2:19.288	37.967	4	Xtrem Sitges Mc.	MX 65
29	78	GERMAN JORDAN, DIDAC	2:27.840	46.519	9	Mc. Segre	MX 65



Campionat de Catalunya MX - Bellpuig

MX 65

Circuit de Montperler 2,000 km

Entrenaments Qualificatius

03/06/2018 10:00

Classificació (25:00 Temps) started at 10:00:17

Lap	Lap Tm	Diff	Time of Day
(351) PRAT SENDRA, CARLOS			
1	1:55.008	+13.687	10:02:21.413
2	1:46.961	+5.640	10:04:08.374
3	1:50.055	+8.734	10:05:58.429
4	2:01.610	+20.289	10:08:00.039
5	1:42.990	+1.669	10:09:43.029
6	1:45.376	+4.055	10:11:28.405
7	1:45.992	+4.671	10:13:14.397
8	1:43.694	+2.373	10:14:58.091
9	1:42.338	+1.017	10:16:40.429
10	3:05.432	+1:24.111	10:19:45.861
11	1:41.321		10:21:27.182
12	2:06.447	+25.126	10:23:33.629

Lap	Lap Tm	Diff	Time of Day
(388) BENITEZ MARULL, DAVID			
1	1:54.348	+8.451	10:02:15.638
2	1:51.180	+5.283	10:04:06.818
3	1:49.261	+3.364	10:05:56.079
4	1:46.221	+0.324	10:07:42.300
5	1:47.969	+2.072	10:09:30.269
6	1:46.370	+0.473	10:11:16.639
7	1:48.209	+2.312	10:13:04.848
8	3:11.607	+1:25.710	10:16:16.455
9	1:48.120	+2.223	10:18:04.575
10	1:45.897		10:19:50.472

Lap	Lap Tm	Diff	Time of Day
(286) CAÑADAS GONZALEZ, JOEL			
1	1:55.317	+8.851	10:02:13.526
2	1:53.981	+7.515	10:04:07.507
3	1:49.876	+3.410	10:05:57.383
4	1:46.466		10:07:43.849
5	5:31.649	+3:45.183	10:13:15.498
6	1:49.569	+3.103	10:15:05.067
7	1:47.232	+0.766	10:16:52.299
8	1:47.055	+0.589	10:18:39.354
9	3:01.219	+1:14.753	10:21:40.573
10	1:56.212	+9.746	10:23:36.785
11	1:47.421	+0.955	10:25:24.206

Lap	Lap Tm	Diff	Time of Day
(37) MIRO RODRIGUEZ, BRUNO			
1	2:02.575	+15.200	10:02:36.437
2	1:57.557	+10.182	10:04:33.994
3	3:05.872	+1:18.497	10:07:39.866
4	1:51.946	+4.571	10:09:31.812
5	1:47.375		10:11:19.187
6	1:47.880	+0.505	10:13:07.067
7	1:56.242	+8.867	10:15:03.309
8	6:06.709	+4:19.334	10:21:10.018
9	1:55.407	+8.032	10:23:05.425
10	1:48.804	+1.429	10:24:54.229
11	1:47.630	+0.255	10:26:41.859

Lap	Lap Tm	Diff	Time of Day
(61) BALLESTER FERRER, NACHO			
1	2:06.422	+17.170	10:02:34.444
2	1:55.186	+5.934	10:04:29.630
3	1:51.619	+2.367	10:06:21.249
4	2:37.319	+48.067	10:08:58.568
5	1:49.712	+0.460	10:10:48.280
6	2:08.931	+19.679	10:12:57.211
7	1:49.890	+0.638	10:14:47.101
8	1:49.252		10:16:36.353
9	2:02.152	+12.900	10:18:38.505
10	1:57.437	+8.185	10:20:35.942
11	1:49.288	+0.036	10:22:25.230
12	2:41.053	+51.801	10:25:06.283

Lap	Lap Tm	Diff	Time of Day
13	1:49.890	+0.638	10:26:56.173
(217) POLVILLO MUÑOZ, IVAN			
1	2:07.200	+16.073	10:02:35.996
2	2:03.511	+12.384	10:04:39.507
3	1:54.394	+3.267	10:06:33.901
4	1:56.520	+5.393	10:08:30.421
5	2:00.975	+9.848	10:10:31.396
6	1:53.865	+2.738	10:12:25.261
7	1:52.869	+1.742	10:14:18.130
8	1:52.267	+1.140	10:16:10.397
9	2:51.693	+1:00.566	10:19:02.090
10	1:51.127		10:20:53.217
11	1:55.882	+4.755	10:22:49.099
12	1:55.977	+4.850	10:24:45.076
13	1:52.206	+1.079	10:26:37.282

Lap	Lap Tm	Diff	Time of Day
(199) SAMPER GEA, UNAI			
1	2:16.948	+25.235	10:02:53.368
2	2:06.563	+14.850	10:04:59.931
3	1:57.598	+5.885	10:06:57.529
4	1:56.024	+4.311	10:08:53.553
5	1:56.573	+4.860	10:10:50.126
6	1:57.682	+5.969	10:12:47.808
7	1:51.713		10:14:39.521
8	2:07.681	+15.968	10:16:47.202
9	2:10.355	+18.642	10:18:57.557
10	5:12.575	+3:20.862	10:24:10.132
11	2:02.542	+10.829	10:26:12.674

Lap	Lap Tm	Diff	Time of Day
(83) BADENAS TEJADA, ENZO			
1	2:09.646	+17.758	10:02:32.946
2	3:33.105	+1:41.217	10:06:06.051
3	2:00.458	+8.570	10:08:06.509
4	1:54.742	+2.854	10:10:01.251
5	1:52.621	+0.733	10:11:53.872
6	3:05.468	+1:13.580	10:14:59.340
7	1:55.001	+3.113	10:16:54.341
8	1:52.123	+0.235	10:18:46.464
9	1:51.888		10:20:38.352
10	2:16.108	+24.220	10:22:54.460
11	1:51.994	+0.106	10:24:46.454
12	1:53.324	+1.436	10:26:39.778

Lap	Lap Tm	Diff	Time of Day
(6) LORENTE MUÑOZ, ELIO			
1	2:13.519	+21.054	10:02:59.058
2	2:03.550	+11.085	10:05:02.608
3	1:58.505	+6.040	10:07:01.113
4	1:56.871	+4.406	10:08:57.984
5	1:54.773	+2.308	10:10:52.757
6	1:56.621	+4.156	10:12:49.378
7	1:52.465		10:14:41.843
8	1:52.642	+0.177	10:16:34.485
9	1:53.491	+1.026	10:18:27.976
10	2:15.718	+23.253	10:20:43.694
11	3:19.494	+1:27.029	10:24:03.188
12	1:53.103	+0.638	10:25:56.291

Lap	Lap Tm	Diff	Time of Day
(243) ROJAS VIÑAS, NIL			
1	2:06.565	+13.416	10:02:43.972
2	2:00.291	+7.142	10:04:44.263
3	1:53.149		10:06:37.412
4	1:54.592	+1.443	10:08:32.004
5	1:55.958	+2.809	10:10:27.962
6	1:54.200	+1.051	10:12:22.162

Lap	Lap Tm	Diff	Time of Day
(277) DIEZ ARNAL, IKER			
1	2:04.333	+10.539	10:02:29.230
2	1:59.636	+5.842	10:04:28.866
3	2:19.180	+25.386	10:06:48.046
4	1:57.219	+3.425	10:08:45.265
5	1:55.702	+1.908	10:10:40.967
6	1:53.794		10:12:34.761
7	2:13.852	+20.058	10:14:48.613
8	1:53.970	+0.176	10:16:42.583
9	1:54.219	+0.425	10:18:36.802
10	3:04.663	+1:10.869	10:21:41.465
11	1:57.462	+3.668	10:23:38.927
12	2:24.883	+31.089	10:26:03.810

Lap	Lap Tm	Diff	Time of Day
(94) LOPEZ LLAGOSTERA, ALEX			
1	2:10.118	+16.252	10:03:06.523
2	2:05.153	+11.287	10:05:11.676
3	1:56.856	+2.990	10:07:08.532
4	1:58.481	+4.615	10:09:07.013
5	1:56.951	+3.085	10:11:03.964
6	1:58.112	+4.246	10:13:02.076
7	5:03.032	+3:09.166	10:18:05.108
8	1:56.444	+2.578	10:20:01.552
9	1:54.981	+1.115	10:21:56.533
10	1:53.866		10:23:50.399
11	1:58.133	+4.267	10:25:48.532

Lap	Lap Tm	Diff	Time of Day
(311) ARFELIS NAVARRO, DIDAC			
1	2:10.716	+14.999	10:02:47.754
2	1:59.212	+3.495	10:04:46.966
3	1:56.834	+1.117	10:06:43.800
4	3:30.119	+1:34.402	10:10:13.919
5	1:56.573	+0.856	10:12:10.492
6	1:57.137	+1.420	10:14:07.629
7	1:55.717		10:16:03.346
8	1:58.909	+3.192	10:18:02.255
9	2:56.795	+1:01.078	10:20:59.050
10	2:29.782	+34.065	10:23:28.832
11	2:29.934	+34.217	10:25:58.766

Lap	Lap Tm	Diff	Time of Day
(222) ZAMORANO ZAERA, JOEL			
1	2:21.656	+23.372	10:03:00.998
2	2:09.628	+11.344	10:05:10.626
3	2:04.240	+5.956	10:07:14.866
4	2:03.640	+5.356	10:09:18.506
5	2:33.014	+34.730	10:11:51.520
6	2:04.883	+6.599	10:13:56.403
7	4:32.623	+2:34.339	10:18:29.026
8	2:00.884	+2.600	10:20:29.910
9	1:58.284		10:22:28.194
10	2:01.825	+3.541	10:24:30.019
11	2:02.742	+4.458	10:26:32.761

Lap	Lap Tm	Diff	Time of Day
(75) FARRIOL MAKHLOUF, ALEX			
1	2:19.476	+20.088	10:03:12.822
2	3:18.955	+1:19.567	10:06:31.777
3	2:04.285	+4.897	10:08:36.062
4	2:06.656	+7.268	10:10:42.718
5	4:27.475	+2:28.087	10:15:10.193
6	1:59.388		10:17:09.581
7	2:06.687	+7.299	10:19:16.268
8	2:00.315	+0.927	10:21:16.583
9	4:14.033	+2:14.645	10:25:30.616

Lap	Lap Tm	Diff	Time of Day
(117) ROMANO GALLIPOLI, ALONSO			
1	2:17.618	+17.589	10:03:07.690



Campionat de Catalunya MX - Bellpuig

MX 65

Circuit de Montperler 2,000 km

Entrenaments Qualificatius

03/06/2018 10:00

Classificació (25:00 Temps) started at 10:00:17

Lap	Lap Tm	Diff	Time of Day
2	2:10.380	+10.351	10:05:18.070
3	4:02.580	+2:02.551	10:09:20.650
4	4:44.414	+2:44.385	10:14:05.064
5	2:02.930	+2.901	10:16:07.994
6	2:00.313	+0.284	10:18:08.307
7	2:00.029		10:20:08.336
8	2:22.486	+22.457	10:22:30.822
9	2:48.415	+48.386	10:25:19.237

(28) HOMS LAMAS, MARTI

1	2:11.637	+11.260	10:03:01.991
2	2:07.103	+6.726	10:05:09.094
3	2:02.462	+2.085	10:07:11.556
4	2:02.778	+2.401	10:09:14.334
5	2:00.464	+0.087	10:11:14.798
6	2:02.328	+1.951	10:13:17.126
7	2:03.762	+3.385	10:15:20.888
8	2:00.377		10:17:21.265
9	2:00.629	+0.252	10:19:21.894
10	2:00.627	+0.250	10:21:22.521
11	2:00.806	+0.429	10:23:23.327
12	2:07.508	+7.131	10:25:30.835

(96) CHOGRI GOMEZ, UNAI

1	2:20.935	+20.455	10:03:08.852
2	2:07.770	+7.290	10:05:16.622
3	2:04.505	+4.025	10:07:21.127
4	2:07.832	+7.352	10:09:28.959
5	2:07.334	+6.854	10:11:36.293
6	2:05.514	+5.034	10:13:41.807
7	2:04.496	+4.016	10:15:46.303
8	2:01.427	+0.947	10:17:47.730
9	2:00.480		10:19:48.210
10	2:03.912	+3.432	10:21:52.122

(23) LIÑAN CABRERA, ALEJANDRO

1	4:25.946	+2:25.439	10:05:14.757
2	2:16.195	+15.688	10:07:30.952
3	2:45.725	+45.218	10:10:16.677
4	2:07.878	+7.371	10:12:24.555
5	2:01.494	+0.987	10:14:26.049
6	2:00.507		10:16:26.556
7	2:22.644	+22.137	10:18:49.200
8	2:02.208	+1.701	10:20:51.408
9	2:01.862	+1.355	10:22:53.270
10	2:12.830	+12.323	10:25:06.100
11	2:01.127	+0.620	10:27:07.227

(306) SUREDA PUIGROS, JOAN

1	2:17.093	+15.927	10:02:51.792
2	2:10.014	+8.848	10:05:01.806
3	2:07.567	+6.401	10:07:09.373
4	2:07.671	+6.505	10:09:17.044
5	2:06.821	+5.655	10:11:23.865
6	2:24.428	+23.262	10:13:48.293
7	2:03.771	+2.605	10:15:52.064
8	5:07.538	+3:06.372	10:20:59.602
9	2:02.245	+1.079	10:23:01.847
10	2:01.166		10:25:03.013
11	2:02.046	+0.880	10:27:05.059

(127) VALERIO ESPINOSA, IKER

1	3:05.652	+1:01.418	10:03:45.714
2	2:09.518	+5.284	10:05:55.232
3	2:09.185	+4.951	10:08:04.417
4	2:11.015	+6.781	10:10:15.432

Lap	Lap Tm	Diff	Time of Day
5	2:07.782	+3.548	10:12:23.214
6	2:04.234		10:14:27.448
7	2:04.927	+0.693	10:16:32.375
8	2:59.724	+55.490	10:19:32.099
9	2:09.341	+5.107	10:21:41.440
10	2:51.954	+47.720	10:24:33.394
11	2:37.667	+33.433	10:27:11.061

(9) CUESTA LERA, HUGO

1	2:14.528	+9.202	10:02:57.400
2	2:10.765	+5.439	10:05:08.165
3	2:05.326		10:07:13.491

(66) MARTINEZ CARNER, ROGER

1	2:18.732	+11.572	10:02:49.695
2	2:18.072	+10.912	10:05:07.767
3	2:10.647	+3.487	10:07:18.414
4	2:13.320	+6.160	10:09:31.734
5	2:08.180	+1.020	10:11:39.914
6	2:08.878	+1.718	10:13:48.792
7	2:28.872	+21.712	10:16:17.664
8	2:08.560	+1.400	10:18:26.224
9	2:07.747	+0.587	10:20:33.971
10	2:09.214	+2.054	10:22:43.185
11	2:07.160		10:24:50.345
12	2:08.672	+1.512	10:26:59.017

(7) ORTIZ SANCHEZ, UNAI

1	2:32.376	+18.352	10:03:34.913
2	3:01.443	+47.419	10:06:36.356
3	2:22.152	+8.128	10:08:58.508
4	2:17.961	+3.937	10:11:16.469
5	2:15.273	+1.249	10:13:31.742
6	2:16.131	+2.107	10:15:47.873
7	2:14.024		10:18:01.897
8	7:11.959	+4:57.935	10:25:13.856
9	2:19.376	+5.352	10:27:33.232

(11) ALIBAU VILA, MARC

1	3:14.420	+59.915	10:04:07.170
2	2:26.046	+11.541	10:06:33.216
3	2:23.587	+9.082	10:08:56.803
4	2:22.446	+7.941	10:11:19.249
5	2:21.590	+7.085	10:13:40.839
6	2:20.101	+5.596	10:16:00.940
7	3:06.708	+52.203	10:19:07.648
8	2:14.505		10:21:22.153
9	2:17.637	+3.132	10:23:39.790
10	2:15.836	+1.331	10:25:55.626

(50) GONZALEZ TOMAS, ANNA

1	2:36.795	+20.417	10:03:37.257
2	2:25.956	+9.578	10:06:03.213
3	2:21.422	+5.044	10:08:24.635
4	2:20.613	+4.235	10:10:45.248
5	2:25.162	+8.784	10:13:10.410
6	2:19.906	+3.528	10:15:30.316
7	2:16.378		10:17:46.694
8	2:18.424	+2.046	10:20:05.118
9	3:03.825	+47.447	10:23:08.943
10	2:19.998	+3.620	10:25:28.941

(458) MIR SANTANDREU, JOAN

1	2:43.695	+26.733	10:03:40.355
2	2:29.271	+12.309	10:06:09.626
3	2:37.251	+20.289	10:08:46.877

Lap	Lap Tm	Diff	Time of Day
4	3:43.118	+1:26.156	10:12:29.995
5	2:16.962		10:14:46.957
6	3:44.852	+1:27.890	10:18:31.809
7	2:28.994	+12.032	10:21:00.803
8	2:31.385	+14.423	10:23:32.188
9	2:27.260	+10.298	10:25:59.448

(21) CROS MARTINEZ, POL

1	2:30.112	+10.824	10:03:11.897
2	2:19.508	+0.220	10:05:31.405
3	2:48.983	+29.695	10:08:20.388
4	2:19.288		10:10:39.676
5	2:22.059	+2.771	10:13:01.735
6	2:22.484	+3.196	10:15:24.219
7	2:20.276	+0.988	10:17:44.495
8	2:55.510	+36.222	10:20:40.005
9	2:25.418	+6.130	10:23:05.423
10	3:33.139	+1:13.851	10:26:38.562

(78) GERMAN JORDAN, DIDAC

1	2:46.733	+18.893	10:03:44.970
2	2:33.803	+5.963	10:06:18.773
3	2:35.198	+7.358	10:08:53.971
4	2:33.895	+6.055	10:11:27.866
5	2:33.493	+5.653	10:14:01.359
6	2:32.361	+4.521	10:16:33.720
7	2:32.873	+5.033	10:19:06.593
8	2:27.918	+0.078	10:21:34.511
9	2:27.840		10:24:02.351
10	2:27.907	+0.067	10:26:30.258




3 de juny de 2018 - Circuit de Montperler - Bellpuig

Campionat de Catalunya MX - Bellpuig

MX 50

Circuit de Montperler 2,000 km

Classificació Final



Pos.	Núm.	Nom	Llicència	Club	R1.	R2.	Total Punts
1	117	IZAGUIRRE PINTO, JUAN	220707-M	Independiente	25	25	50
2	22	PALLARES MURISCOT, NIL	136930-L	MC Llívia	20	20	40
3	5	RIBA LAZARO, OLEGUER	137228-B	Mc. Riuprimer Gas i Roc	16	13	29
4	79	PAVON EL GUEDDARI, OMAR	137458-B-7	Mc. Segre	11	16	27
5	19	GARCIA TORRECILLAS, JOAN	137289-B	Mc Sitges	13	10	23
6	39	ARFELIS NAVARRO, AINA	136980-L	Mc. Segre	10	11	21
7	69	MORENO GONZALEZ, HUGO	137375-B	Adaim Racing Team	8	9	17
8	6	VALENCIA BERMEJO, DANIEL	137365-T	Pobla Mafumet	9	8	17
9	130	SOLE PALAU, AXEL	136917-L	Mc. Segre	6	7	13
10	99	LORENTE MUÑOZ, CARLOS	53575-Z	Mc. Zuera	7	6	13
11	216	QUEROL ALCAÑIZ, IZAN	136910-L	Mc. Segre	5	5	10
12	9	MARTINEZ GONZALEZ, JAUME	137293-B	MC C.Taulé	4	2	6
13	85	BONET SALAET, IRAITS	138107-T	Mc Amposta	0	4	4
14	17	CASAS GUERRA, ADEI	136968-T	CEM Constantí	1	3	4
15	94	VILARNAU SILLERO, JORDI	136958-B	Mc St.Celoni	3	1	4
16	11	MARTINEZ LAMBERTO, IVAN	137960-B	Amv Torroella	2	1	3
17	227	CALVO VILALTA, JUDIT	137385-B	MC 3 Turons	1	1	2
18	151	SANCHEZ GARCIA, ROGER	137162-L	Mc. Segre	1	1	2
19	855	PLA QUEROL, AITOR	137396-T	Mec Alcanar	1	1	2
20	15	PIERA SALVIA, MARTI	136905-L	Mc. Segre	1	1	2
21	135	SOLER TIMON, DIDAC	137186-B	Mc VDB	1	1	2
22	112	LOPEZ HUERGA, MARTIN	137701-T	MC Enduro Cunit	1	1	2
23	106	QUEROL ALCAÑIZ, ZOE	136911-L	Mc. Segre	1	1	2
24	18	PEDROSA ALVAREZ, DAVID	137979-B	Gm Molins	1	1	2
25	311	GARCIA ESCODA, ENZO	137381-T	MC Alpicat	1	1	2
26	523	SARAFANOV KUSEN, DIMITRI	138731-L	Mc. Segre	1	1	2
27	122	RIERA MAJO, BOSCO	137169-B	Mc St.Celoni	1	1	2

Cap de cronometratge / Director de Cursa / President del Jurat

Orbits



3 de juny de 2018 - Circuit de Montperler - Bellpuig

Campionat de Catalunya MX - Bellpuig

classificat per voltes

MX 50 **Circuit de Montperler 2,000 km**

Carrera 1 **03/06/2018 12:12**

Cursa (10:00 i 2 Voltes) started at 12:04:33

Pos.	Núm.	Nom	Voltes	Total Ts	Dif	Millor Tm	Moto	Club	classe	Punts
1	117	IZAGUIRRE PINTO, JUAN	10	14:04.321		1:20.695	SIN MARCA	Independiente	MX 50	25
2	22	PALLARES MURISCOT, NIL	10	14:17.652	13.331	1:23.173	KTM	MC Llivia	MX 50	20
3	5	RIBA LAZARO, OLEGUER	10	14:22.132	17.811	1:23.191	KTM	Mc. Riuprimer C	MX 50	16
4	19	GARCIA TORRECILLAS, JOAN	10	14:39.390	35.069	1:25.043	SIN MARCA	Mc Sitges	MX 50	13
5	79	PAVON EL GUEDDARI, OMAR	10	14:47.666	43.345	1:24.929	SIN MARCA	Mc. Segre	MX 50	11
6	39	ARFELIS NAVARRO, AINA	10	14:58.403	54.082	1:26.801	HUSQVARNA	Mc. Segre	MX 50	10
7	6	VALENCIA BERMEJO, DANIEL	9	14:08.151	1 Volta	1:32.540	KTM	Pobla Mafumet	MX 50	9
8	69	MORENO GONZALEZ, HUGO	9	14:10.726	1 Volta	1:28.880	SIN MARCA	Adaim Racing T	MX 50	8
9	99	LORENTE MUÑOZ, CARLOS	9	14:32.229	1 Volta	1:34.306	HUSQVARNA	Mc. Zuera	MX 50	7
10	130	SOLE PALAU, AXEL	9	14:37.768	1 Volta	1:32.913	SIN MARCA	Mc. Segre	MX 50	6
11	216	QUEROL ALCAÑIZ, IZAN	9	14:38.845	1 Volta	1:34.561	SIN MARCA	Mc. Segre	MX 50	5
12	9	MARTINEZ GONZALEZ, JAUME	9	14:42.209	1 Volta	1:34.331	SIN MARCA	MC C.Taulé	MX 50	4
13	94	VILARNAU SILLERO, JORDI	9	15:10.253	1 Volta	1:35.275	SIN MARCA	Mc St.Celoni	MX 50	3
14	11	MARTINEZ LAMBERTO, IVAN	9	15:17.889	1 Volta	1:39.577	HUSQVARNA	Amv Torroella	MX 50	2
15	227	CALVO VILALTA, JUDIT	9	15:21.299	1 Volta	1:36.492	SIN MARCA	MC 3 Turons	MX 50	1
16	151	SANCHEZ GARCIA, ROGER	9	15:22.814	1 Volta	1:38.706	SIN MARCA	Mc. Segre	MX 50	1
17	17	CASAS GUERRA, ADEI	9	15:47.058	1 Volta	1:34.590	SIN MARCA	CEM Constantí	MX 50	1
18	855	PLA QUEROL, AITOR	8	14:09.972	2 Voltes	1:40.847	KTM	Mec Alcanar	MX 50	1
19	15	PIERA SALVIA, MARTI	8	14:13.257	2 Voltes	1:40.845	KTM	Mc. Segre	MX 50	1
20	112	LOPEZ HUERGA, MARTIN	8	14:47.468	2 Voltes	1:44.174	KTM	MC Enduro Cun	MX 50	1
21	135	SOLER TIMON, DIDAC	8	14:57.813	2 Voltes	1:47.940	SIN MARCA	Mc VDB	MX 50	1
22	106	QUEROL ALCAÑIZ, ZOE	8	15:01.054	2 Voltes	1:46.714	SIN MARCA	Mc. Segre	MX 50	1
23	311	GARCIA ESCODA, ENZO	8	15:29.271	2 Voltes	1:51.451	KTM	MC Alpicat	MX 50	1
24	523	SARAFANOV KUSEN, DIMITRI	8	15:58.025	2 Voltes	1:55.304	KTM	Mc. Segre	MX 50	1
25	18	PEDROSA ALVAREZ, DAVID	7	15:14.554	3 Voltes	1:40.639	KTM	Gm Molins	MX 50	1
26	122	RIERA MAJO, BOSCO	6	14:08.998	4 Voltes	2:16.930	KTM	Mc St.Celoni	MX 50	1

No classificat

NE	85	BONET SALAET, IRAITS			NE		KTM	Mc Amposta	MX 50	0
-----------	----	----------------------	--	--	----	--	-----	------------	-------	---

Marge de victòria	Velocitat mitja	Millor temps de volta	Millor vel.	Millor volta per
13.331	85,276	1:20.695	89,225	117 - IZAGUIRRE PINTO, JUAN

Cap de cronometratge / Director de Cursa / President del Jurat Orbits

3 de juny de 2018 - Circuit de Montperler - Bellpuig

Campionat de Catalunya MX - Bellpuig

Volta a volta

MX 50

Circuit de Montperler 2,000 km

Carrera 1

03/06/2018 12:12

Cursa (10:00 i 2 Voltes) started at 12:04:33

Competidors

Voltes

	0	1	2	3	4	5	6	7	8	9	10
PALLARES MURISCOT, NIL (22)	1	22	117	117	117	117	117	117	117	117	117
VALENCIA BERMEJO, DANIEL (6)	2	6	22	22	22	22	22	22	22	22	22
RIBA LAZARO, OLEGUER (5)	3	5	5	5	5	5	5	5	5	5	5
CASAS GUERRA, ADEI (17)	4	17	79	79	79	79	79	79	79	19	19
IZAGUIRRE PINTO, JUAN (117)	5	117	39	39	39	19	19	19	19	79	79
MARTINEZ LAMBERTO, IVAN (11)	6	11	6	19	19	39	39	39	39	39	39
VILARNAU SILLERO, JORDI (94)	7	94	19	6	6	6	6	6	6	6	6
PAVON EL GUEDDARI, OMAR (79)	8	79	216	216	216	69	69	69	69	69	69
ARFELIS NAVARRO, AINA (39)	9	39	11	99	99	216	216	216	99	99	99
QUEROL ALCAÑIZ, IZAN (216)	10	216	99	69	69	99	99	99	216	216	130
LORENTE MUÑOZ, CARLOS (99)	11	99	69	11	17	17	17	17	17	9	216
PLA QUEROL, AITOR (855)	12	855	17	17	9	9	9	9	9	130	9
MORENO GONZALEZ, HUGO (69)	13	69	130	130	130	130	130	130	130	94	94
PEDROSA ALVAREZ, DAVID (18)	14	18	227	9	11	11	94	94	94	11	11
GARCIA TORRECILLAS, JOAN (19)	15	19	9	227	94	94	11	11	11	151	227
SARAFANOV KUSEN, DIMITRI (523)	16	523	94	94	227	227	151	151	151	227	151
SANCHEZ GARCIA, ROGER (151)	17	151	151	151	151	151	227	227	227	17	17
SOLE PALAU, AXEL (130)	18	130	855	15	15	15	15	15	855	855	
PIERA SALVIA, MARTI (15)	19	15	15	855	855	855	855	855	15	15	
MARTINEZ GONZALEZ, JAUME (9)	20	9	135	135	135	135	112	112	112	112	
QUEROL ALCAÑIZ, ZOE (106)	21	106	523	112	112	112	135	135	135	135	
CALVO VILALTA, JUDIT (227)	22	227	112	523	106	106	106	106	106	106	
SOLER TIMON, DIDAC (135)	23	135	106	106	311	311	311	311	311	311	
RIERA MAJO, BOSCO (122)	24	122	311	311	523	523	523	523	523	523	
LOPEZ HUERGA, MARTIN (112)	25	112	122	122	122	122	18	18	18		
GARCIA ESCODA, ENZO (311)	26	311	18	18	18	18	122	122			
-	27										



3 de juny de 2018 - Circuit de Montperler - Bellpuig

Campionat de Catalunya MX - Bellpuig

MX 50

Circuit de Montperler 2,000 km

Carrera 1

03/06/2018 12:12

Cursa (10:00 i 2 Voltes) started at 12:04:33

Lap	Lap Tm	Diff	Time of Day
(117) IZAGUIRRE PINTO, JUAN			
1	1:23.371	+2.676	12:06:02.185
2	1:20.695		12:07:22.880
3	1:21.711	+1.016	12:08:44.591
4	1:22.235	+1.540	12:10:06.826
5	1:25.257	+4.562	12:11:32.083
6	1:23.369	+2.674	12:12:55.452
7	1:25.597	+4.902	12:14:21.049
8	1:24.117	+3.422	12:15:45.166
9	1:25.107	+4.412	12:17:10.273
10	1:27.549	+6.854	12:18:37.822

Lap	Lap Tm	Diff	Time of Day
(22) PALLARES MURISCOT, NIL			
1	1:24.643	+1.470	12:06:03.297
2	1:23.759	+0.586	12:07:27.056
3	1:24.052	+0.879	12:08:51.108
4	1:25.605	+2.432	12:10:16.713
5	1:25.335	+2.162	12:11:42.048
6	1:23.173		12:13:05.221
7	1:27.425	+4.252	12:14:32.646
8	1:26.184	+3.011	12:15:58.830
9	1:25.199	+2.026	12:17:24.029
10	1:27.124	+3.951	12:18:51.153

Lap	Lap Tm	Diff	Time of Day
(5) RIBA LAZARO, OLEGUER			
1	1:27.162	+3.971	12:06:05.931
2	1:23.191		12:07:29.122
3	1:23.571	+0.380	12:08:52.693
4	1:25.485	+2.294	12:10:18.178
5	1:25.473	+2.282	12:11:43.651
6	1:23.927	+0.736	12:13:07.578
7	1:26.352	+3.161	12:14:33.930
8	1:29.323	+6.132	12:16:03.253
9	1:26.770	+3.579	12:17:30.023
10	1:25.610	+2.419	12:18:55.633

Lap	Lap Tm	Diff	Time of Day
(19) GARCIA TORRECILLAS, JOAN			
1	1:32.827	+7.784	12:06:12.261
2	1:26.302	+1.259	12:07:38.563
3	1:26.721	+1.678	12:09:05.284
4	1:25.043		12:10:30.327
5	1:26.678	+1.635	12:11:57.005
6	1:26.688	+1.645	12:13:23.693
7	1:26.054	+1.011	12:14:49.747
8	1:26.383	+1.340	12:16:16.130
9	1:28.191	+3.148	12:17:44.321
10	1:28.570	+3.527	12:19:12.891

Lap	Lap Tm	Diff	Time of Day
(79) PAVON EL GUEDDARI, OMAR			
1	1:29.057	+4.128	12:06:08.088
2	1:24.929		12:07:33.017
3	1:25.388	+0.459	12:08:58.405
4	1:25.560	+0.631	12:10:23.965
5	1:25.508	+0.579	12:11:49.473
6	1:25.862	+0.933	12:13:15.335
7	1:25.565	+0.636	12:14:40.900
8	1:26.594	+1.665	12:16:07.494
9	1:44.651	+19.722	12:17:52.145
10	1:29.022	+4.093	12:19:21.167

Lap	Lap Tm	Diff	Time of Day
(39) ARFELIS NAVARRO, AINA			
1	1:30.756	+3.955	12:06:09.803
2	1:27.873	+1.072	12:07:37.676
3	1:26.916	+0.115	12:09:04.592
4	1:27.460	+0.659	12:10:32.052

Lap	Lap Tm	Diff	Time of Day
5	1:28.462	+1.661	12:12:00.514
6	1:28.038	+1.237	12:13:28.552
7	1:26.801		12:14:55.353
8	1:29.500	+2.699	12:16:24.853
9	1:38.398	+11.597	12:18:03.251
10	1:28.653	+1.852	12:19:31.904

Lap	Lap Tm	Diff	Time of Day
(6) VALENCIA BERMEJO, DANIEL			
1	1:33.100	+0.560	12:06:11.835
2	1:33.610	+1.070	12:07:45.445
3	1:35.041	+2.501	12:09:32.251
4	1:32.899	+0.359	12:10:53.385
5	1:35.264	+2.724	12:12:28.649
6	1:34.441	+1.901	12:14:03.090
7	1:32.981	+0.441	12:15:36.071
8	1:32.540		12:17:08.611
9	1:33.041	+0.501	12:18:41.652

Lap	Lap Tm	Diff	Time of Day
(69) MORENO GONZALEZ, HUGO			
1	1:41.925	+13.045	12:06:21.338
2	1:35.250	+6.370	12:07:56.588
3	1:35.663	+6.783	12:09:32.251
4	1:30.505	+1.625	12:11:02.756
5	1:28.880		12:12:31.636
6	1:32.237	+3.357	12:14:03.873
7	1:32.869	+3.989	12:15:36.742
8	1:32.850	+3.970	12:17:09.592
9	1:34.635	+5.755	12:18:44.227

Lap	Lap Tm	Diff	Time of Day
(99) LORENTE MUÑOZ, CARLOS			
1	1:41.119	+6.813	12:06:20.271
2	1:35.099	+0.793	12:07:55.370
3	1:36.011	+1.705	12:09:31.381
4	1:35.261	+0.955	12:11:06.642
5	1:34.306		12:12:40.948
6	1:39.096	+4.790	12:14:20.044
7	1:34.426	+0.120	12:15:54.470
8	1:34.618	+0.312	12:17:29.088
9	1:36.642	+2.336	12:19:05.730

Lap	Lap Tm	Diff	Time of Day
(130) SOLE PALAU, AXEL			
1	1:43.944	+11.031	12:06:23.816
2	1:37.674	+4.761	12:08:01.490
3	1:38.039	+5.126	12:09:39.529
4	1:35.130	+2.217	12:11:14.659
5	1:35.266	+2.353	12:12:49.925
6	1:37.316	+4.403	12:14:27.241
7	1:37.985	+5.072	12:16:05.226
8	1:33.130	+0.217	12:17:38.356
9	1:32.913		12:19:11.269

Lap	Lap Tm	Diff	Time of Day
(216) QUEROL ALCAÑIZ, IZAN			
1	1:38.172	+3.611	12:06:17.271
2	1:36.942	+2.381	12:07:54.213
3	1:36.624	+2.063	12:09:30.837
4	1:34.561		12:11:05.398
5	1:34.654	+0.093	12:12:40.052
6	1:38.917	+4.356	12:14:18.969
7	1:37.226	+2.665	12:15:56.195
8	1:40.166	+5.605	12:17:36.361
9	1:35.985	+1.424	12:19:12.346

Lap	Lap Tm	Diff	Time of Day
(9) MARTINEZ GONZALEZ, JAUME			
1	1:45.920	+11.589	12:06:26.075
2	1:36.392	+2.061	12:08:02.467
3	1:35.070	+0.739	12:09:37.537

Lap	Lap Tm	Diff	Time of Day
4	1:35.441	+1.110	12:11:12.978
5	1:34.331		12:12:47.309
6	1:39.502	+5.171	12:14:26.811
7	1:34.756	+0.425	12:16:01.567
8	1:35.989	+1.658	12:17:37.556
9	1:38.154	+3.823	12:19:15.710

Lap	Lap Tm	Diff	Time of Day
(94) VILARNAU SILLERO, JORDI			
1	1:49.117	+13.842	12:06:28.039
2	1:39.182	+3.907	12:08:07.221
3	1:35.993	+0.718	12:09:43.214
4	1:38.701	+3.426	12:11:21.915
5	1:35.275		12:12:57.190
6	1:41.662	+6.387	12:14:38.852
7	1:42.063	+6.788	12:16:20.915
8	1:43.885	+8.610	12:18:04.800
9	1:38.954	+3.679	12:19:43.754

Lap	Lap Tm	Diff	Time of Day
(11) MARTINEZ LAMBERTO, IVAN			
1	1:40.806	+1.229	12:06:19.647
2	1:40.402	+0.825	12:08:00.049
3	1:40.345	+0.768	12:09:40.394
4	1:39.577		12:11:19.971
5	1:41.159	+1.582	12:13:01.130
6	1:42.256	+2.679	12:14:43.386
7	1:41.611	+2.034	12:16:24.997
8	1:43.718	+4.141	12:18:08.715
9	1:42.675	+3.098	12:19:51.390

Lap	Lap Tm	Diff	Time of Day
(227) CALVO VILALTA, JUDIT			
1	1:44.741	+8.249	12:06:25.321
2	1:41.306	+4.814	12:08:06.627
3	1:40.785	+4.293	12:09:47.412
4	1:43.075	+6.583	12:11:30.487
5	1:42.747	+6.255	12:13:13.234
6	1:41.195	+4.703	12:14:54.429
7	1:41.275	+4.783	12:16:35.704
8	1:42.604	+6.112	12:18:18.308
9	1:36.492		12:19:54.800

Lap	Lap Tm	Diff	Time of Day
(151) SANCHEZ GARCIA, ROGER			
1	1:51.079	+12.373	12:06:30.865
2	1:41.967	+3.261	12:08:12.832
3	1:39.019	+0.313	12:09:51.851
4	1:39.863	+1.157	12:11:31.714
5	1:39.459	+0.753	12:13:11.173
6	1:41.568	+2.862	12:14:52.741
7	1:41.432	+2.726	12:16:34.173
8	1:43.436	+4.730	12:18:17.609
9	1:38.706		12:19:56.315

Lap	Lap Tm	Diff	Time of Day
(17) CASAS GUERRA, ADEI			
1	1:44.142	+9.552	12:06:22.935
2	1:37.911	+3.321	12:08:00.846
3	1:35.662	+1.072	12:09:36.508
4	1:35.515	+0.925	12:11:12.023
5	1:34.590		12:12:46.613
6	1:37.050	+2.460	12:14:23.663
7	1:36.971	+2.381	12:16:00.634
8	2:35.119	+1:00.529	12:18:35.753
9	1:44.806	+10.216	12:20:20.559

Lap	Lap Tm	Diff	Time of Day
(855) PLA QUEROL, AITOR			
1	1:53.322	+12.475	12:06:32.605
2	1:44.590	+3.743	12:08:17.195
3	1:44.084	+3.237	12:10:01.279

Cap de cronometratge / Director de Cursa / President del Jurat

Orbits



3 de juny de 2018 - Circuit de Montperler - Bellpuig

Campionat de Catalunya MX - Bellpuig

MX 50

Circuit de Montperler 2,000 km

Carrera 1

03/06/2018 12:12

Cursa (10:00 i 2 Voltes) started at 12:04:33

Lap	Lap Tm	Diff	Time of Day
4	1:47.026	+6.179	12:11:48.305
5	1:47.642	+6.795	12:13:35.947
6	1:42.470	+1.623	12:15:18.417
7	1:40.847		12:16:59.264
8	1:44.209	+3.362	12:18:43.473

(15) PIERA SALVIA, MARTI

Lap	Lap Tm	Diff	Time of Day
1	1:52.927	+12.082	12:06:33.006
2	1:41.185	+0.340	12:08:14.191
3	1:40.845		12:09:55.036
4	1:49.151	+8.306	12:11:44.187
5	1:45.236	+4.391	12:13:29.423
6	1:45.314	+4.469	12:15:14.737
7	1:45.754	+4.909	12:17:00.491
8	1:46.267	+5.422	12:18:46.758

(112) LOPEZ HUERGA, MARTIN

Lap	Lap Tm	Diff	Time of Day
1	1:59.207	+15.033	12:06:41.882
2	1:47.327	+3.153	12:08:29.209
3	1:48.148	+3.974	12:10:17.357
4	1:50.933	+6.759	12:12:08.290
5	1:44.174		12:13:52.464
6	1:48.204	+4.030	12:15:40.668
7	1:49.094	+4.920	12:17:29.762
8	1:51.207	+7.033	12:19:20.969

(135) SOLER TIMON, DIDAC

Lap	Lap Tm	Diff	Time of Day
1	1:54.790	+6.850	12:06:35.822
2	1:49.875	+1.935	12:08:25.697
3	1:50.654	+2.714	12:10:16.351
4	1:51.242	+3.302	12:12:07.593
5	1:54.259	+6.319	12:14:01.852
6	1:47.940		12:15:49.792
7	1:52.248	+4.308	12:17:42.040
8	1:49.274	+1.334	12:19:31.314

(106) QUEROL ALCAÑIZ, ZOE

Lap	Lap Tm	Diff	Time of Day
1	2:02.389	+15.675	12:06:42.767
2	1:54.539	+7.825	12:08:37.306
3	1:46.714		12:10:24.020
4	1:49.344	+2.630	12:12:13.364
5	1:49.986	+3.272	12:14:03.350
6	1:48.892	+2.178	12:15:52.242
7	1:53.453	+6.739	12:17:45.695
8	1:48.860	+2.146	12:19:34.555

(311) GARCIA ESCODA, ENZO

Lap	Lap Tm	Diff	Time of Day
1	1:59.295	+7.844	12:06:44.299
2	1:55.373	+3.922	12:08:39.672
3	1:51.451		12:10:31.123
4	1:54.277	+2.826	12:12:25.400
5	1:53.920	+2.469	12:14:19.320
6	1:51.899	+0.448	12:16:11.219
7	1:56.710	+5.259	12:18:07.929
8	1:54.843	+3.392	12:20:02.772

(523) SARAFANOV KUSEN, DIMITRI

Lap	Lap Tm	Diff	Time of Day
1	2:00.546	+5.242	12:06:40.322
2	1:56.705	+1.401	12:08:37.027
3	1:59.266	+3.962	12:10:36.293
4	1:55.304		12:12:31.597
5	1:55.348	+0.044	12:14:26.945
6	1:57.026	+1.722	12:16:23.971
7	2:06.477	+11.173	12:18:30.448
8	2:01.078	+5.774	12:20:31.526

Lap	Lap Tm	Diff	Time of Day
(18) PEDROSA ALVAREZ, DAVID			
1	3:58.296	+2:17.657	12:08:37.718
2	1:40.639		12:10:18.357
3	2:08.685	+28.046	12:12:27.042
4	2:06.443	+25.804	12:14:33.485
5	1:43.781	+3.142	12:16:17.266
6	1:47.030	+6.391	12:18:04.296
7	1:43.759	+3.120	12:19:48.055

(122) RIERA MAJO, BOSCO

Lap	Lap Tm	Diff	Time of Day
1	2:26.839	+9.909	12:07:08.868
2	2:17.804	+0.874	12:09:26.672
3	2:18.460	+1.530	12:11:45.132
4	2:16.930		12:14:02.062
5	2:21.305	+4.375	12:16:23.367
6	2:19.132	+2.202	12:18:42.499

Lap Lap Tm Diff Time of Day



3 de juny de 2018 - Circuit de Montperler - Bellpuig

Campionat de Catalunya MX - Bellpuig

classificat per voltes

MX 50

Circuit de Montperler 2,000 km

Carrera 2

03/06/2018 13:49

Cursa (10:00 i 2 Voltes) started at 13:35:15

Pos.	Núm.	Nom	Voltes	Total Ts	Dif	Millor Tm	Moto	Club	classe	Punts
1	117	IZAGUIRRE PINTO, JUAN	10	14:25.631		1:22.747	SIN MARCA	Independiente	MX 50	25
2	22	PALLARES MURISCOT, NIL	10	14:27.871	2.240	1:23.841	KTM	MC Llívia	MX 50	20
3	79	PAVON EL GUEDDARI, OMAR	10	14:37.148	11.517	1:25.065	SIN MARCA	Mc. Segre	MX 50	16
4	5	RIBA LAZARO, OLEGUER	10	14:45.429	19.798	1:24.896	KTM	Mc. Riuprimer C	MX 50	13
5	39	ARFELIS NAVARRO, AINA	10	14:47.428	21.797	1:26.038	HUSQVARNA	Mc. Segre	MX 50	11
6	19	GARCIA TORRECILLAS, JOAN	10	14:59.070	33.439	1:24.468	SIN MARCA	Mc Sitges	MX 50	10
7	69	MORENO GONZALEZ, HUGO	10	15:24.650	59.019	1:28.221	SIN MARCA	Adaim Racing T	MX 50	9
8	6	VALENCIA BERMEJO, DANIEL	10	15:37.410	1:11.779	1:30.700	KTM	Pobla Mafumet	MX 50	8
9	130	SOLE PALAU, AXEL	9	14:28.249	1 Volta	1:33.557	SIN MARCA	Mc. Segre	MX 50	7
10	99	LORENTE MUÑOZ, CARLOS	9	14:30.933	1 Volta	1:33.513	HUSQVARNA	Mc. Zuera	MX 50	6
11	216	QUEROL ALCAÑIZ, IZAN	9	14:33.373	1 Volta	1:34.433	SIN MARCA	Mc. Segre	MX 50	5
12	85	BONET SALAET, IRAITS	9	14:46.931	1 Volta	1:35.139	KTM	Mc Amposta	MX 50	4
13	17	CASAS GUERRA, ADEI	9	14:50.398	1 Volta	1:36.383	SIN MARCA	CEM Constantí	MX 50	3
14	9	MARTINEZ GONZALEZ, JAUME	9	14:53.788	1 Volta	1:34.763	SIN MARCA	MC C.Taulé	MX 50	2
15	11	MARTINEZ LAMBERTO, IVAN	9	14:58.966	1 Volta	1:36.134	HUSQVARNA	Amv Torroella	MX 50	1
16	94	VILARNAU SILLERO, JORDI	9	15:07.741	1 Volta	1:36.001	SIN MARCA	Mc St.Celoni	MX 50	1
17	227	CALVO VILALTA, JUDIT	9	15:13.451	1 Volta	1:38.587	SIN MARCA	MC 3 Turons	MX 50	1
18	151	SANCHEZ GARCIA, ROGER	9	15:33.129	1 Volta	1:38.481	SIN MARCA	Mc. Segre	MX 50	1
19	855	PLA QUEROL, AITOR	9	15:53.928	1 Volta	1:41.393	KTM	Mec Alcanar	MX 50	1
20	15	PIERA SALVIA, MARTI	8	14:26.360	2 Voltes	1:44.702	KTM	Mc. Segre	MX 50	1
21	135	SOLER TIMON, DIDAC	8	14:27.954	2 Voltes	1:40.529	SIN MARCA	Mc VDB	MX 50	1
22	112	LOPEZ HUERGA, MARTIN	8	14:36.698	2 Voltes	1:45.760	KTM	MC Enduro Cun	MX 50	1
23	106	QUEROL ALCAÑIZ, ZOE	8	14:42.352	2 Voltes	1:44.157	SIN MARCA	Mc. Segre	MX 50	1
24	18	PEDROSA ALVAREZ, DAVID	8	14:45.037	2 Voltes	1:42.245	KTM	Gm Molins	MX 50	1
25	311	GARCIA ESCODA, ENZO	8	14:45.087	2 Voltes	1:46.105	KTM	MC Alpícat	MX 50	1
26	523	SARAFANOV KUSEN, DIMITRI	7	15:10.519	3 Voltes	1:54.926	KTM	Mc. Segre	MX 50	1
27	122	RIERA MAJO, BOSCO	6	15:07.090	4 Voltes	2:18.416	KTM	Mc St.Celoni	MX 50	1

Marge de victòria	Velocitat mitja	Millor temps de volta	Millor vel.	Millor volta per
2.240	83,176	1:22.747	87,012	117 - IZAGUIRRE PINTO, JUAN

Cap de cronometratge / Director de Cursa / President del Jurat

Orbits

3 de juny de 2018 - Circuit de Montperler - Bellpuig

Campionat de Catalunya MX - Bellpuig

Volta a volta


MX 50

Circuit de Montperler 2,000 km

Carrera 2

03/06/2018 13:49

Cursa (10:00 i 2 Voltes) started at 13:35:15



Competidors	Voltes											
	0	1	2	3	4	5	6	7	8	9	10	
PALLARES MURISCOT, NIL (22)	1	22	22	117	117	117	117	117	117	117	117	117
VALENCIA BERMEJO, DANIEL (6)	2	6	117	22	22	22	22	22	22	22	22	22
MARTINEZ LAMBERTO, IVAN (11)	3	11	79	79	79	79	79	79	79	79	79	79
QUEROL ALCAÑIZ, IZAN (216)	4	216	5	5	5	5	19	5	5	5	5	5
LORENTE MUÑOZ, CARLOS (99)	5	99	39	39	39	39	5	39	19	19	39	39
PAVON EL GUEDDARI, OMAR (79)	6	79	19	19	19	19	39	19	39	39	19	19
IZAGUIRRE PINTO, JUAN (117)	7	117	6	6	6	6	6	6	69	69	69	69
SOLE PALAU, AXEL (130)	8	130	216	69	69	69	69	69	6	6	6	6
PEDROSA ALVAREZ, DAVID (18)	9	18	11	216	216	99	99	99	130	130	130	130
CASAS GUERRA, ADEI (17)	10	17	99	11	99	130	130	130	99	99	99	99
VILARNAU SILLERO, JORDI (94)	11	94	69	99	11	11	216	216	216	216	216	216
ARFELIS NAVARRO, AINA (39)	12	39	130	130	130	216	11	17	17	17	85	85
RIBA LAZARO, OLEGUER (5)	13	5	85	17	17	17	17	11	85	85	17	17
MORENO GONZALEZ, HUGO (69)	14	69	17	85	85	85	85	85	11	9	9	9
PLA QUEROL, AITOR (855)	15	855	227	227	227	227	94	9	9	11	11	11
GARCIA TORRECILLAS, JOAN (19)	16	19	18	151	94	94	9	94	94	94	94	94
PIERA SALVIA, MARTI (15)	17	15	15	94	151	9	227	227	227	227	227	227
BONET SALAET, IRAITS (85)	18	85	151	9	9	151	151	151	151	151	151	151
SANCHEZ GARCIA, ROGER (151)	19	151	94	15	15	15	15	855	855	855	855	855
QUEROL ALCAÑIZ, ZOE (106)	20	106	9	855	855	855	855	15	15	15	15	15
MARTINEZ GONZALEZ, JAUME (9)	21	9	855	112	112	112	112	112	135	135	135	135
SOLER TIMON, DIDAC (135)	22	135	112	135	135	135	135	135	112	112	112	112
CALVO VILALTA, JUDIT (227)	23	227	135	311	311	311	311	106	106	106	106	106
LOPEZ HUERGA, MARTIN (112)	24	112	311	523	106	106	106	311	311	18	18	18
SARAFANOV KUSEN, DIMITRI (523)	25	523	523	106	18	18	18	18	18	311	311	311
RIERA MAJO, BOSCO (122)	26	122	106	18	523	523	523	523	523	523	523	523
GARCIA ESCODA, ENZO (311)	27	311	122	122	122	122	122	122	122	122	122	122



3 de juny de 2018 - Circuit de Montperler - Bellpuig

Campionat de Catalunya MX - Bellpuig

MX 50

Circuit de Montperler 2,000 km

Carrera 2

03/06/2018 13:49

Cursa (10:00 i 2 Voltes) started at 13:35:15

Lap	Lap Tm	Diff	Time of Day
(117) IZAGUIRRE PINTO, JUAN			
1	1:25.956	+3.209	13:36:46.629
2	1:23.514	+0.767	13:38:10.143
3	1:22.747		13:39:32.890
4	1:25.018	+2.271	13:40:57.908
5	1:24.061	+1.314	13:42:21.969
6	1:25.066	+2.319	13:43:47.035
7	1:26.666	+3.919	13:45:13.701
8	1:26.869	+4.122	13:46:40.570
9	1:31.134	+8.387	13:48:11.704
10	1:29.400	+6.653	13:49:41.104

Lap	Lap Tm	Diff	Time of Day
(22) PALLARES MURISCOT, NIL			
1	1:24.801	+0.960	13:36:45.151
2	1:25.515	+1.674	13:38:10.666
3	1:23.841		13:39:34.507
4	1:25.981	+2.140	13:41:00.488
5	1:27.423	+3.582	13:42:27.911
6	1:27.566	+3.725	13:43:55.477
7	1:28.843	+5.002	13:45:24.320
8	1:25.666	+1.825	13:46:49.986
9	1:26.518	+2.677	13:48:16.504
10	1:26.840	+2.999	13:49:43.344

Lap	Lap Tm	Diff	Time of Day
(79) PAVON EL GUEDDARI, OMAR			
1	1:27.470	+2.405	13:36:48.090
2	1:25.065		13:38:13.155
3	1:25.065		13:39:38.220
4	1:26.833	+1.768	13:41:05.053
5	1:26.904	+1.839	13:42:31.957
6	1:27.675	+2.610	13:43:59.632
7	1:26.534	+1.469	13:45:26.166
8	1:26.753	+1.688	13:46:52.919
9	1:28.592	+3.527	13:48:21.511
10	1:31.110	+6.045	13:49:52.621

Lap	Lap Tm	Diff	Time of Day
(5) RIBA LAZARO, OLEGUER			
1	1:29.373	+4.477	13:36:50.219
2	1:26.230	+1.334	13:38:16.449
3	1:24.896		13:39:41.345
4	1:28.129	+3.233	13:41:09.474
5	1:29.272	+4.376	13:42:38.746
6	1:28.549	+3.653	13:44:07.295
7	1:26.817	+1.921	13:45:34.112
8	1:28.734	+3.838	13:47:02.846
9	1:27.153	+2.257	13:48:29.999
10	1:30.903	+6.007	13:50:00.902

Lap	Lap Tm	Diff	Time of Day
(39) ARFELIS NAVARRO, AINA			
1	1:31.450	+5.412	13:36:52.281
2	1:26.115	+0.077	13:38:18.396
3	1:26.038		13:39:44.434
4	1:26.301	+0.263	13:41:10.735
5	1:29.052	+3.014	13:42:39.787
6	1:29.599	+3.561	13:44:09.386
7	1:28.097	+2.059	13:45:37.483
8	1:28.089	+2.051	13:47:05.572
9	1:29.138	+3.100	13:48:34.710
10	1:28.191	+2.153	13:50:02.901

Lap	Lap Tm	Diff	Time of Day
(19) GARCIA TORRECILLAS, JOAN			
1	1:32.418	+7.950	13:36:53.539
2	1:26.690	+2.222	13:38:20.229
3	1:26.635	+2.167	13:39:46.864
4	1:24.468		13:41:11.332

Lap	Lap Tm	Diff	Time of Day
5	1:26.978	+2.510	13:42:38.310
6	1:32.248	+7.780	13:44:10.558
7	1:25.113	+0.645	13:45:35.671
8	1:27.372	+2.904	13:47:03.043
9	1:39.130	+14.662	13:48:42.173
10	1:32.370	+7.902	13:50:14.543

Lap	Lap Tm	Diff	Time of Day
(69) MORENO GONZALEZ, HUGO			
1	1:38.876	+10.655	13:36:59.723
2	1:31.949	+3.728	13:38:31.672
3	1:29.518	+1.297	13:40:01.190
4	1:32.154	+3.933	13:41:33.344
5	1:30.730	+2.509	13:43:04.074
6	1:33.502	+5.281	13:44:37.576
7	1:31.396	+3.175	13:46:08.972
8	1:28.221		13:47:37.193
9	1:31.388	+3.167	13:49:08.581
10	1:31.542	+3.321	13:50:40.123

Lap	Lap Tm	Diff	Time of Day
(6) VALENCIA BERMEJO, DANIEL			
1	1:33.843	+3.143	13:36:54.202
2	1:30.700		13:38:24.902
3	1:32.655	+1.955	13:39:57.557
4	1:33.942	+3.242	13:41:31.499
5	1:31.393	+0.693	13:43:02.892
6	1:34.652	+3.952	13:44:37.544
7	1:31.559	+0.859	13:46:09.103
8	1:33.032	+2.332	13:47:42.135
9	1:33.514	+2.814	13:49:15.649
10	1:37.234	+6.534	13:50:52.883

Lap	Lap Tm	Diff	Time of Day
(130) SOLE PALAU, AXEL			
1	1:40.856	+7.299	13:37:01.546
2	1:35.897	+2.340	13:38:37.443
3	1:35.521	+1.964	13:40:12.964
4	1:36.140	+2.583	13:41:49.104
5	1:34.903	+1.346	13:43:24.007
6	1:35.715	+2.158	13:44:59.722
7	1:33.557		13:46:33.279
8	1:35.620	+2.063	13:48:08.899
9	1:34.823	+1.266	13:49:43.722

Lap	Lap Tm	Diff	Time of Day
(99) LORENTE MUÑOZ, CARLOS			
1	1:38.861	+5.348	13:36:59.464
2	1:36.240	+2.727	13:38:35.704
3	1:33.513		13:40:09.217
4	1:36.180	+2.667	13:41:45.397
5	1:36.810	+3.297	13:43:22.207
6	1:35.110	+1.597	13:44:57.317
7	1:37.096	+3.583	13:46:34.413
8	1:36.395	+2.882	13:48:10.808
9	1:35.598	+2.085	13:49:46.406

Lap	Lap Tm	Diff	Time of Day
(216) QUEROL ALCAÑIZ, IZAN			
1	1:37.154	+2.721	13:36:57.740
2	1:35.097	+0.664	13:38:32.837
3	1:35.474	+1.041	13:40:08.311
4	1:43.285	+8.852	13:41:51.596
5	1:34.480	+0.047	13:43:26.076
6	1:34.494	+0.061	13:45:00.570
7	1:34.433		13:46:35.003
8	1:37.046	+2.613	13:48:12.049
9	1:36.797	+2.364	13:49:48.846

Lap	Lap Tm	Diff	Time of Day
(85) BONET SALAET, IRAITS			
1	1:41.845	+6.706	13:37:03.277

Lap	Lap Tm	Diff	Time of Day
2	1:38.272	+3.133	13:38:41.549
3	1:38.515	+3.376	13:40:20.064
4	1:37.740	+2.601	13:41:57.804
5	1:38.062	+2.923	13:43:35.866
6	1:37.140	+2.001	13:45:13.006
7	1:36.897	+1.758	13:46:49.903
8	1:37.362	+2.223	13:48:27.265
9	1:35.139		13:50:02.404

Lap	Lap Tm	Diff	Time of Day
(17) CASAS GUERRA, ADEI			
1	1:42.909	+6.526	13:37:03.699
2	1:37.061	+0.678	13:38:40.760
3	1:36.383		13:40:17.143
4	1:37.436	+1.053	13:41:54.579
5	1:38.351	+1.968	13:43:32.930
6	1:36.638	+0.255	13:45:09.568
7	1:38.789	+2.406	13:46:48.357
8	1:38.348	+1.965	13:48:26.705
9	1:39.166	+2.783	13:50:05.871

Lap	Lap Tm	Diff	Time of Day
(9) MARTINEZ GONZALEZ, JAUME			
1	1:50.850	+16.087	13:37:13.010
2	1:40.479	+5.716	13:38:53.489
3	1:37.742	+2.979	13:40:31.231
4	1:35.499	+0.736	13:42:06.730
5	1:36.246	+1.483	13:43:42.976
6	1:34.763		13:45:17.739
7	1:37.090	+2.327	13:46:54.829
8	1:37.815	+3.052	13:48:32.644
9	1:36.617	+1.854	13:50:09.261

Lap	Lap Tm	Diff	Time of Day
(11) MARTINEZ LAMBERTO, IVAN			
1	1:38.234	+2.100	13:36:58.623
2	1:36.134		13:38:34.757
3	1:37.024	+0.890	13:40:11.781
4	1:39.379	+3.245	13:41:51.160
5	1:39.657	+3.523	13:43:30.817
6	1:40.859	+4.725	13:45:11.676
7	1:41.462	+5.328	13:46:53.138
8	1:40.512	+4.378	13:48:33.650
9	1:40.789	+4.655	13:50:14.439

Lap	Lap Tm	Diff	Time of Day
(94) VILARNAU SILLERO, JORDI			
1	1:50.573	+14.572	13:37:11.367
2	1:39.066	+3.065	13:38:50.433
3	1:36.001		13:40:26.434
4	1:38.320	+2.319	13:42:04.754
5	1:37.029	+1.028	13:43:41.783
6	1:39.314	+3.313	13:45:21.097
7	1:39.867	+3.866	13:47:00.964
8	1:41.079	+5.078	13:48:42.043
9	1:41.171	+5.170	13:50:23.214

Lap	Lap Tm	Diff	Time of Day
(227) CALVO VILALTA, JUDIT			
1	1:42.321	+3.734	13:37:04.888
2	1:38.587		13:38:43.475
3	1:39.247	+0.660	13:40:22.722
4	1:41.740	+3.153	13:42:04.462
5	1:41.701	+3.114	13:43:46.163
6	1:39.109	+0.522	13:45:25.272
7	1:40.359	+1.772	13:47:05.631
8	1:41.462	+2.875	13:48:47.093
9	1:41.831	+3.244	13:50:28.924

Lap	Lap Tm	Diff	Time of Day
(151) SANCHEZ GARCIA, ROGER			
1	1:48.182	+9.701	13:37:10.098

Cap de cronometratge / Director de Cursa / President del Jurat

Orbits



Campionat de Catalunya MX - Bellpuig

MX 50

Circuit de Montperler 2,000 km

Carrera 2

03/06/2018 13:49

Cursa (10:00 i 2 Voltes) started at 13:35:15

Lap	Lap Tm	Diff	Time of Day
2	1:40.017	+1.536	13:38:50.115
3	1:40.166	+1.685	13:40:30.281
4	1:40.128	+1.647	13:42:10.409
5	1:56.431	+17.950	13:44:06.840
6	1:41.830	+3.349	13:45:48.670
7	1:41.020	+2.539	13:47:29.690
8	1:38.481		13:49:08.171
9	1:40.431	+1.950	13:50:48.602

(855) PLA QUEROL, AITOR

1	1:53.567	+12.174	13:37:14.647
2	1:43.983	+2.590	13:38:58.630
3	1:44.590	+3.197	13:40:43.220
4	1:47.144	+5.751	13:42:30.364
5	1:49.126	+7.733	13:44:19.490
6	1:41.393		13:46:00.883
7	1:42.354	+0.961	13:47:43.237
8	1:42.483	+1.090	13:49:25.720
9	1:43.681	+2.288	13:51:09.401

(15) PIERA SALVIA, MARTI

1	1:47.699	+2.997	13:37:08.850
2	1:44.702		13:38:53.552
3	1:45.109	+0.407	13:40:38.661
4	1:48.503	+3.801	13:42:27.164
5	1:50.119	+5.417	13:44:17.283
6	1:46.994	+2.292	13:46:04.277
7	1:50.196	+5.494	13:47:54.473
8	1:47.360	+2.658	13:49:41.833

(135) SOLER TIMON, DIDAC

1	1:55.153	+14.624	13:37:17.660
2	1:46.762	+6.233	13:39:04.422
3	1:48.944	+8.415	13:40:53.366
4	1:49.675	+9.146	13:42:43.041
5	1:46.061	+5.532	13:44:29.102
6	1:48.744	+8.215	13:46:17.846
7	1:40.529		13:47:58.375
8	1:45.052	+4.523	13:49:43.427

(112) LOPEZ HUERGA, MARTIN

1	1:53.876	+8.116	13:37:16.531
2	1:46.166	+0.406	13:39:02.697
3	1:47.447	+1.687	13:40:50.144
4	1:47.702	+1.942	13:42:37.846
5	1:48.564	+2.804	13:44:26.410
6	1:49.208	+3.448	13:46:15.618
7	1:45.760		13:48:01.378
8	1:50.793	+5.033	13:49:52.171

(106) QUEROL ALCAÑIZ, ZOE

1	2:01.738	+17.581	13:37:23.738
2	1:53.650	+9.493	13:39:17.388
3	1:44.423	+0.266	13:41:01.811
4	1:47.666	+3.509	13:42:49.477
5	1:48.147	+3.990	13:44:37.624
6	1:45.934	+1.777	13:46:23.558
7	1:44.157		13:48:07.715
8	1:50.110	+5.953	13:49:57.825

(18) PEDROSA ALVAREZ, DAVID

1	1:45.672	+3.427	13:37:06.417
2	2:14.841	+32.596	13:39:21.258
3	1:47.016	+4.771	13:41:08.274
4	1:43.247	+1.002	13:42:51.521
5	1:59.098	+16.853	13:44:50.619

Lap	Lap Tm	Diff	Time of Day
6	1:42.245		13:46:32.864
7	1:43.116	+0.871	13:48:15.980
8	1:44.530	+2.285	13:50:00.510

(311) GARCIA ESCODA, ENZO

1	1:54.788	+8.683	13:37:19.429
2	1:48.435	+2.330	13:39:07.864
3	1:49.895	+3.790	13:40:57.759
4	1:49.106	+3.001	13:42:46.865
5	1:49.908	+3.803	13:44:36.773
6	1:48.223	+2.118	13:46:24.996
7	1:49.459	+3.354	13:48:14.455
8	1:46.105		13:50:00.560

(523) SARAFANOV KUSEN, DIMITRI

1	1:59.146	+4.220	13:37:22.031
2	1:54.926		13:39:16.957
3	2:28.687	+33.761	13:41:45.644
4	2:25.979	+31.053	13:44:11.623
5	2:03.699	+8.773	13:46:15.322
6	2:01.792	+6.866	13:48:17.114
7	2:08.878	+13.952	13:50:25.992

(122) RIERA MAJO, BOSCO

1	2:18.416		13:37:41.777
2	2:23.697	+5.281	13:40:05.474
3	2:21.893	+3.477	13:42:27.367
4	2:25.352	+6.936	13:44:52.719
5	2:28.792	+10.376	13:47:21.511
6	3:01.052	+42.636	13:50:22.563



3 de juny de 2018 - Circuit de Montperler - Bellpuig

Campionat de Catalunya MX - Bellpuig

Ordenat per la volta més ràpida

MX 50

Circuit de Montperler 2,000 km

Entrenaments Qualificatius

03/06/2018 10:30

Classificació (20:00 Temps) started at 10:28:30

Pos.	Núm.	Nom	Millor Tm	Dif	En volta	Club	classe
1	117	IZAGUIRRE PINTO, JUAN	1:22.221		8	Independiente	MX 50
2	22	PALLARES MURISCOT, NIL	1:25.187	2.966	13	MC Livia	MX 50
3	79	PAVON EL GUEDDARI, OMAR	1:26.485	4.264	4	Mc. Segre	MX 50
4	19	GARCIA TORRECILLAS, JOAN	1:27.835	5.614	10	Mc Sitges	MX 50
5	5	RIBA LAZARO, OLEGUER	1:28.209	5.988	3	Mc. Riuprimer Gas i Rocs	MX 50
6	39	ARFELIS NAVARRO, AINA	1:28.666	6.445	4	Mc. Segre	MX 50
7	69	MORENO GONZALEZ, HUGO	1:34.003	11.782	11	Adaim Racing Team	MX 50
8	6	VALENCIA BERMEJO, DANIEL	1:36.975	14.754	8	Pobla Mafumet	MX 50
9	130	SOLE PALAU, AXEL	1:37.361	15.140	6	Mc. Segre	MX 50
10	17	CASAS GUERRA, ADEI	1:38.355	16.134	5	CEM Constantí	MX 50
11	9	MARTINEZ GONZALEZ, JAUME	1:38.373	16.152	10	MC C.Taulé	MX 50
12	216	QUEROL ALCAÑIZ, IZAN	1:39.221	17.000	10	Mc. Segre	MX 50
13	99	LORENTE MUÑOZ, CARLOS	1:39.535	17.314	11	Mc. Zuera	MX 50
14	85	BONET SALAET, IRAITS	1:40.017	17.796	6	Mc Amposta	MX 50
15	11	MARTINEZ LAMBERTO, IVAN	1:40.551	18.330	7	Amv Torroella	MX 50
16	94	VILARNAU SILLERO, JORDI	1:42.740	20.519	11	Mc St.Celoni	MX 50
17	151	SANCHEZ GARCIA, ROGER	1:43.313	21.092	6	Mc. Segre	MX 50
18	18	PEDROSA ALVAREZ, DAVID	1:43.684	21.463	11	Gm Molins	MX 50
19	227	CALVO VILALTA, JUDIT	1:44.300	22.079	4	MC 3 Turons	MX 50
20	15	PIERA SALVIA, MARTI	1:45.567	23.346	5	Mc. Segre	MX 50
21	135	SOLER TIMON, DIDAC	1:46.971	24.750	8	Mc VDB	MX 50
22	855	PLA QUEROL, AITOR	1:47.498	25.277	7	Mec Alcanar	MX 50
23	311	GARCIA ESCODA, ENZO	1:50.911	28.690	5	MC Alpicat	MX 50
24	106	QUEROL ALCAÑIZ, ZOE	1:53.878	31.657	8	Mc. Segre	MX 50
25	112	LOPEZ HUERGA, MARTIN	1:58.648	36.427	10	MC Enduro Cunit	MX 50
26	523	SARAFANOV KUSEN, DIMITRI	1:59.084	36.863	8	Mc. Segre	MX 50
27	122	RIERA MAJO, BOSCO	2:37.104	1:14.883	4	Mc St.Celoni	MX 50



3 de juny de 2018 - Circuit de Montperler - Bellpuig

Campionat de Catalunya MX - Bellpuig

MX 50

Circuit de Montperler 2,000 km

Entrenaments Qualificatius

03/06/2018 10:30

Classificació (20:00 Temps) started at 10:28:30

Lap	Lap Tm	Diff	Time of Day
(117) IZAGUIRRE PINTO, JUAN			
1	1:31.992	+9.771	10:30:05.270
2	1:25.058	+2.837	10:31:30.328
3	1:23.266	+1.045	10:32:53.594
4	1:29.228	+7.007	10:34:22.822
5	1:24.401	+2.180	10:35:47.223
6	1:25.188	+2.967	10:37:12.411
7	1:23.851	+1.630	10:38:36.262
8	1:22.221		10:39:58.483
9	1:24.189	+1.968	10:41:22.672
10	1:23.347	+1.126	10:42:46.019
11	1:22.619	+0.398	10:44:08.638
12	3:55.763	+2:33.542	10:48:04.401
13	1:25.526	+3.305	10:49:29.927

Lap	Lap Tm	Diff	Time of Day
(22) PALLARES MURISCOT, NIL			
1	1:36.930	+11.743	10:30:14.394
2	1:31.479	+6.292	10:31:45.873
3	1:30.892	+5.705	10:33:16.765
4	1:30.855	+5.668	10:34:47.620
5	1:30.120	+4.933	10:36:17.740
6	1:33.316	+8.129	10:37:51.056
7	1:27.549	+2.362	10:39:18.605
8	1:32.623	+7.436	10:40:51.228
9	1:32.293	+7.106	10:42:23.521
10	1:27.285	+2.098	10:43:50.806
11	2:22.229	+57.042	10:46:13.035
12	1:27.957	+2.770	10:47:40.992
13	1:25.187		10:49:06.179

Lap	Lap Tm	Diff	Time of Day
(79) PAVON EL GUEDDARI, OMAR			
1	1:36.843	+10.358	10:30:10.896
2	1:32.225	+5.740	10:31:43.121
3	1:29.645	+3.160	10:33:12.766
4	1:26.485		10:34:39.251
5	1:35.012	+8.527	10:36:14.263
6	1:32.539	+6.054	10:37:46.802
7	1:28.786	+2.301	10:39:15.588
8	1:34.334	+7.849	10:40:49.922
9	1:33.158	+6.673	10:42:23.080
10	1:32.802	+6.317	10:43:55.882
11	1:26.574	+0.089	10:45:22.456
12	1:31.593	+5.108	10:46:54.049
13	1:30.510	+4.025	10:48:24.559
14	1:29.484	+2.999	10:49:54.043

Lap	Lap Tm	Diff	Time of Day
(19) GARCIA TORRECILLAS, JOAN			
1	1:37.881	+10.046	10:30:34.618
2	1:35.923	+8.088	10:32:10.541
3	1:33.313	+5.478	10:33:43.854
4	1:32.686	+4.851	10:35:16.540
5	1:30.730	+2.895	10:36:47.270
6	1:28.646	+0.811	10:38:15.916
7	1:28.998	+1.163	10:39:44.914
8	1:29.876	+2.041	10:41:14.790
9	1:31.101	+3.266	10:42:45.891
10	1:27.835		10:44:13.726
11	1:31.227	+3.392	10:45:44.953
12	1:31.476	+3.641	10:47:16.429
13	1:32.876	+5.041	10:48:49.305

Lap	Lap Tm	Diff	Time of Day
(5) RIBA LAZARO, OLEGUER			
1	1:32.120	+3.911	10:30:06.898
2	1:28.473	+0.264	10:31:35.371
3	1:28.209		10:33:03.580

Lap	Lap Tm	Diff	Time of Day
4	1:30.477	+2.268	10:34:34.057
5	1:29.523	+1.314	10:36:03.580
6	1:29.467	+1.258	10:37:33.047
7	1:30.451	+2.242	10:39:03.498
8	1:32.786	+4.577	10:40:36.284
9	1:28.348	+0.139	10:42:04.632
10	1:31.694	+3.485	10:43:36.326
11	1:32.208	+3.999	10:45:08.534
12	1:30.788	+2.579	10:46:39.322
13	1:28.962	+0.753	10:48:08.284
14	1:28.915	+0.706	10:49:37.199

Lap	Lap Tm	Diff	Time of Day
(39) ARFELIS NAVARRO, AINA			
1	1:42.738	+14.072	10:30:41.602
2	1:38.317	+9.651	10:32:19.919
3	1:30.824	+2.158	10:33:50.743
4	1:28.666		10:35:19.409
5	1:35.059	+6.393	10:36:54.468
6	1:29.262	+0.596	10:38:23.730
7	1:31.555	+2.889	10:39:55.285
8	1:31.131	+2.465	10:41:26.416
9	1:32.504	+3.838	10:42:58.920
10	1:30.542	+1.876	10:44:29.462
11	2:07.744	+39.078	10:46:37.206
12	1:30.566	+1.900	10:48:07.772
13	1:31.113	+2.447	10:49:38.885

Lap	Lap Tm	Diff	Time of Day
(69) MORENO GONZALEZ, HUGO			
1	1:49.035	+15.032	10:30:45.011
2	1:42.174	+8.171	10:32:27.185
3	1:39.642	+5.639	10:34:06.827
4	1:59.566	+25.563	10:36:06.393
5	1:34.132	+0.129	10:37:40.525
6	1:34.277	+0.274	10:39:14.802
7	1:36.179	+2.176	10:40:50.981
8	1:36.043	+2.040	10:42:27.024
9	1:34.061	+0.058	10:44:01.085
10	1:35.630	+1.627	10:45:36.715
11	1:34.003		10:47:10.718
12	1:40.274	+6.271	10:48:50.992

Lap	Lap Tm	Diff	Time of Day
(6) VALENCIA BERMEJO, DANIEL			
1	1:49.150	+12.175	10:30:43.276
2	1:41.408	+4.433	10:32:24.684
3	1:41.757	+4.782	10:34:06.441
4	1:39.635	+2.660	10:35:46.076
5	1:38.609	+1.634	10:37:24.685
6	2:35.253	+58.278	10:39:59.938
7	1:37.753	+0.778	10:41:37.691
8	1:36.975		10:43:14.666
9	1:37.856	+0.881	10:44:52.522
10	1:37.317	+0.342	10:46:29.839
11	3:15.416	+1:38.441	10:49:45.255

Lap	Lap Tm	Diff	Time of Day
(130) SOLE PALAU, AXEL			
1	1:47.617	+10.256	10:30:40.292
2	1:42.440	+5.079	10:32:22.732
3	1:42.473	+5.112	10:34:05.205
4	1:39.971	+2.610	10:35:45.176
5	1:38.715	+1.354	10:37:23.891
6	1:37.361		10:39:01.252
7	1:39.529	+2.168	10:40:40.781
8	1:44.529	+7.168	10:42:25.310
9	2:40.080	+1:02.719	10:45:05.390
10	1:40.255	+2.894	10:46:45.645
11	1:43.021	+5.660	10:48:28.666

Lap	Lap Tm	Diff	Time of Day
(17) CASAS GUERRA, ADEI			
1	1:46.512	+8.157	10:30:38.436
2	1:41.412	+3.057	10:32:19.848
3	1:38.585	+0.230	10:33:58.433
4	1:39.561	+1.206	10:35:37.994
5	1:38.355		10:37:16.349
6	1:38.399	+0.044	10:38:54.748
7	1:51.225	+12.870	10:40:45.973
8	2:49.437	+1:11.082	10:43:35.410
9	1:41.990	+3.635	10:45:17.400
10	1:39.664	+1.309	10:46:57.064
11	1:43.784	+5.429	10:48:40.848

Lap	Lap Tm	Diff	Time of Day
(9) MARTINEZ GONZALEZ, JAUME			
1	1:47.420	+9.047	10:31:01.659
2	2:06.379	+28.006	10:33:08.038
3	1:43.539	+5.166	10:34:51.577
4	2:13.308	+34.935	10:37:04.885
5	1:41.814	+3.441	10:38:46.699
6	1:43.513	+5.140	10:40:30.212
7	1:40.192	+1.819	10:42:10.404
8	1:38.559	+0.186	10:43:48.963
9	1:40.666	+2.293	10:45:29.629
10	1:38.373		10:47:08.002
11	1:42.789	+4.416	10:48:50.791

Lap	Lap Tm	Diff	Time of Day
(216) QUEROL ALCAÑIZ, IZAN			
1	1:46.757	+7.536	10:30:44.303
2	1:42.378	+3.157	10:32:26.681
3	1:44.404	+5.183	10:34:11.085
4	1:41.432	+2.211	10:35:52.517
5	1:40.220	+0.999	10:37:32.737
6	1:41.728	+2.507	10:39:14.465
7	1:41.593	+2.372	10:40:56.058
8	1:40.461	+1.240	10:42:36.519
9	1:41.228	+2.007	10:44:17.747
10	1:39.221		10:45:56.968
11	1:42.198	+2.977	10:47:39.166
12	1:44.646	+5.425	10:49:23.812

Lap	Lap Tm	Diff	Time of Day
(99) LORENTE MUÑOZ, CARLOS			
1	1:51.091	+11.556	10:30:53.559
2	1:44.772	+5.237	10:32:38.331
3	1:43.384	+3.849	10:34:21.715
4	1:48.629	+9.094	10:36:10.344
5	2:35.659	+56.124	10:38:46.003
6	1:41.587	+2.052	10:40:27.590
7	1:44.853	+5.318	10:42:12.443
8	1:42.600	+3.065	10:43:55.043
9	1:43.390	+3.855	10:45:38.433
10	2:41.244	+1:01.709	10:48:19.677
11	1:39.535		10:49:59.212

Lap	Lap Tm	Diff	Time of Day
(85) BONET SALAET, IRAITIS			
1	1:46.356	+6.339	10:31:04.666
2	1:42.700	+2.683	10:32:47.366
3	1:41.987	+1.970	10:34:29.353
4	1:42.208	+2.191	10:36:11.561
5	1:42.147	+2.130	10:37:53.708
6	1:40.017		10:39:33.725
7	1:42.635	+2.618	10:41:16.360
8	1:42.403	+2.386	10:42:58.763
9	2:25.415	+45.398	10:45:24.178

Cap de cronometratge / Director de Cursa / President del Jurat

Orbits



3 de juny de 2018 - Circuit de Montperler - Bellpuig

Campionat de Catalunya MX - Bellpuig

MX 50

Circuit de Montperler 2,000 km

Entrenaments Qualificatius

03/06/2018 10:30

Classificació (20:00 Temps) started at 10:28:30

Lap	Lap Tm	Diff	Time of Day
(11) MARTINEZ LAMBERTO, IVAN			
1	1:43.025	+2.474	10:31:03.433
2	1:46.965	+6.414	10:32:50.398
3	1:45.121	+4.570	10:34:35.519
4	1:42.022	+1.471	10:36:17.541
5	1:41.036	+0.485	10:37:58.577
6	3:04.928	+1:24.377	10:41:03.505
7	1:40.551		10:42:44.056
8	1:44.239	+3.688	10:44:28.295
9	1:40.971	+0.420	10:46:09.266
10	1:47.197	+6.646	10:47:56.463
11	1:46.462	+5.911	10:49:42.925

Lap	Lap Tm	Diff	Time of Day
(94) VILARNAU SILLERO, JORDI			
1	1:56.843	+14.103	10:31:09.015
2	1:48.789	+6.049	10:32:57.804
3	1:49.399	+6.659	10:34:47.203
4	1:45.087	+2.347	10:36:32.290
5	2:35.736	+52.996	10:39:08.026
6	1:47.563	+4.823	10:40:55.589
7	1:46.790	+4.050	10:42:42.379
8	1:46.732	+3.992	10:44:29.111
9	1:43.624	+0.884	10:46:12.735
10	1:45.427	+2.687	10:47:58.162
11	1:42.740		10:49:40.902

Lap	Lap Tm	Diff	Time of Day
(151) SANCHEZ GARCIA, ROGER			
1	1:51.793	+8.480	10:30:57.534
2	1:46.966	+3.653	10:32:44.500
3	1:44.651	+1.338	10:34:29.151
4	1:45.055	+1.742	10:36:14.206
5	1:43.702	+0.389	10:37:57.908
6	1:43.313		10:39:41.221
7	1:45.656	+2.343	10:41:26.877
8	1:47.548	+4.235	10:43:14.425
9	1:45.784	+2.471	10:45:00.209
10	1:45.698	+2.385	10:46:45.907
11	1:54.791	+11.478	10:48:40.698

Lap	Lap Tm	Diff	Time of Day
(18) PEDROSA ALVAREZ, DAVID			
1	2:00.199	+16.515	10:31:23.438
2	1:56.240	+12.556	10:33:19.678
3	1:49.623	+5.939	10:35:09.301
4	1:48.903	+5.219	10:36:58.204
5	1:49.042	+5.358	10:38:47.246
6	1:50.802	+7.118	10:40:38.048
7	1:49.094	+5.410	10:42:27.142
8	1:51.110	+7.426	10:44:18.252
9	1:46.151	+2.467	10:46:04.403
10	1:44.890	+1.206	10:47:49.293
11	1:43.684		10:49:32.977

Lap	Lap Tm	Diff	Time of Day
(227) CALVO VILALTA, JUDIT			
1	1:52.676	+8.376	10:31:00.709
2	1:46.727	+2.427	10:32:47.436
3	1:45.692	+1.392	10:34:33.128
4	1:44.300		10:36:17.428
5	1:44.975	+0.675	10:38:02.403
6	1:44.640	+0.340	10:39:47.043
7	1:45.444	+1.144	10:41:32.487
8	1:44.484	+0.184	10:43:16.971
9	1:44.320	+0.020	10:45:01.291
10	2:03.069	+18.769	10:47:04.360
11	1:45.089	+0.789	10:48:49.449

Lap	Lap Tm	Diff	Time of Day
(15) PIERA SALVIA, MARTI			

Lap	Lap Tm	Diff	Time of Day
1	1:54.624	+9.057	10:30:58.828
2	1:47.067	+1.500	10:32:45.895
3	1:48.455	+2.888	10:34:34.350
4	1:46.032	+0.465	10:36:20.382
5	1:45.567		10:38:05.949
6	1:47.605	+2.038	10:39:53.554
7	1:46.733	+1.166	10:41:40.287
8	1:45.783	+0.216	10:43:26.070
9	1:46.220	+0.653	10:45:12.290
10	1:47.795	+2.228	10:47:00.085
11	1:48.718	+3.151	10:48:48.803

Lap	Lap Tm	Diff	Time of Day
(135) SOLER TIMON, DIDAC			
1	2:06.473	+19.502	10:31:17.040
2	2:02.596	+15.625	10:33:19.636
3	1:54.875	+7.904	10:35:14.511
4	1:54.948	+7.977	10:37:09.459
5	1:50.789	+3.818	10:39:00.248
6	1:49.677	+2.706	10:40:49.925
7	1:51.163	+4.192	10:42:41.088
8	1:46.971		10:44:28.059
9	1:53.229	+6.258	10:46:21.288
10	2:59.441	+1:12.470	10:49:20.729

Lap	Lap Tm	Diff	Time of Day
(855) PLA QUEROL, AITOR			
1	2:13.733	+26.235	10:31:15.804
2	1:57.969	+10.471	10:33:13.773
3	1:53.476	+5.978	10:35:07.249
4	1:47.662	+0.164	10:36:54.911
5	1:50.207	+2.709	10:38:45.118
6	1:50.724	+3.226	10:40:35.842
7	1:47.498		10:42:23.340
8	1:49.718	+2.220	10:44:13.058
9	1:49.929	+2.431	10:46:02.987
10	1:49.431	+1.933	10:47:52.418
11	1:59.825	+12.327	10:49:52.243

Lap	Lap Tm	Diff	Time of Day
(311) GARCIA ESCODA, ENZO			
1	2:01.766	+10.855	10:31:21.160
2	1:54.924	+4.013	10:33:16.084
3	1:51.925	+1.014	10:35:08.009
4	2:15.489	+24.578	10:37:23.498
5	1:50.911		10:39:14.409

Lap	Lap Tm	Diff	Time of Day
(106) QUEROL ALCAÑIZ, ZOE			
1	2:12.949	+19.071	10:31:20.481
2	2:03.460	+9.582	10:33:23.941
3	1:54.050	+0.172	10:35:17.991
4	1:54.909	+1.031	10:37:12.900
5	1:54.105	+0.227	10:39:07.005
6	1:57.291	+3.413	10:41:04.296
7	1:57.859	+3.981	10:43:02.155
8	1:53.878		10:44:56.033
9	1:57.521	+3.643	10:46:53.554
10	1:55.062	+1.184	10:48:48.616

Lap	Lap Tm	Diff	Time of Day
(112) LOPEZ HUERGA, MARTIN			
1	2:19.098	+20.450	10:31:44.675
2	2:03.604	+4.956	10:33:48.279
3	2:03.483	+4.835	10:35:51.762
4	2:02.139	+3.491	10:37:53.901
5	1:59.262	+0.614	10:39:53.163
6	2:01.304	+2.656	10:41:54.467
7	2:01.539	+2.891	10:43:56.006
8	2:01.005	+2.357	10:45:57.011
9	1:59.335	+0.687	10:47:56.346

Lap	Lap Tm	Diff	Time of Day
(523) SARAFANOV KUSEN, DIMITRI			
10	1:58.648		10:49:54.994
1	2:17.937	+18.853	10:31:45.565
2	2:08.316	+9.232	10:33:53.881
3	2:38.058	+38.974	10:36:31.939
4	2:01.811	+2.727	10:38:33.750
5	2:00.177	+1.093	10:40:33.927
6	2:35.323	+36.239	10:43:09.250
7	2:11.419	+12.335	10:45:20.669
8	1:59.084		10:47:19.753
9	1:59.862	+0.778	10:49:19.615

Lap	Lap Tm	Diff	Time of Day
(122) RIERA MAJO, BOSCO			
1	2:55.814	+18.710	10:32:15.078
2	2:53.995	+16.891	10:35:09.073
3	2:43.889	+6.785	10:37:52.962
4	2:37.104		10:40:30.066
5	2:44.681	+7.577	10:43:14.747
6	2:43.605	+6.501	10:45:58.352
7	2:42.331	+5.227	10:48:40.683

