


20 de maig de 2018 - Circuit de Vallgorguina

Campionat de Catalunya MX - Vallgorguina

MX Femení

Motor Parc Vallgorguina 2,000 km

Classificació Final



Pos.	Núm.	Nom	Llicència	Club	R1.	R2.	Total Punts
1	46	SANCHEZ NEQUI, JANA	137087-GI	Mc St.Celoni	25	25	50
2	29	MAGALLON GUBAU, CARLA	137573-GI-	Mc St.Hilari	20	20	40
3	84	MANTE SOLA, LAIA	137325-GI	Mc. Vilobí d´Onyar	16	16	32
4	285	VALERO PALOMARES, MARIONA	136887-B	MC C.Taulé	13	13	26
5	14	ARANDA GONZALEZ, GRETA	137128-B	Gm Molins	11	11	22
6	39	CARBONELL VAN RECK, JUDITH	137191-B-#	Mc. Polea SX	10	10	20
7	7	LLOBERA RICART, EVA	137199-L	Mc. Segre	9	9	18
8	111	MONCLUS MARSAL, JANA	137426-B	Mc Igualada	8	0	8

Cap de cronometratge / Director de Cursa / President del Jurat

Orbits



20 de maig de 2018 - Circuit de Vallgorguina

Campionat de Catalunya MX - Vallgorguina

classificat per voltes

MX Femení

Motor Parc Vallgorguina 2,000 km

Carrera 1

20/05/2018 15:55

Cursa (20:00 i 2 Voltes) started at 16:07:16

Pos.	Núm.	Nom	Voltes	Total Ts	Dif	Millor Tm	Moto	Club	classe	Punts
1	46	SANCHEZ NEQUI, JANA	15	24:23.554		1:28.840	KTM	Mc St.Celoni	MX Fe	25
2	29	MAGALLON GUBAU, CARLA	15	25:49.542	1:25.988	1:29.536	KTM	Mc St.Hilari	MX Fe	20
3	84	MANTE SOLA, LAIA	15	25:56.623	1:33.069	1:35.034	SUZUKI	Mc. Vilobí d´Or	MX Fe	16
4	285	VALERO PALOMARES, MARIONA	14	25:25.985	1 Volta	1:39.529	HUSQVARNA	MC C.Taulé	MX Fe	13
5	14	ARANDA GONZALEZ, GRETA	13	25:03.373	2 Voltes	1:44.013	SIN MARCA	Gm Molins	MX Fe	11
6	39	CARBONELL VAN RECK, JUDITH	13	25:55.207	2 Voltes	1:47.901	SIN MARCA	Mc. Polea SX	MX Fe	10
7	7	LLOBERA RICART, EVA	12	25:14.303	3 Voltes	1:53.076	SIN MARCA	Mc. Segre	MX Fe	9
8	111	MONCLUS MARSAL, JANA	10	25:01.258	5 Voltes	2:09.615	HUSQVARNA	Mc Igualada	MX Fe	8

Marge de victòria	Velocitat mitja	Millor temps de volta	Millor vel.	Millor volta per
1:25.988	73,793	1:28.840	81,045	46 - SANCHEZ NEQUI, JANA

Cap de cronometratge / Director de Cursa / President del Jurat

Orbits

20 de maig de 2018 - Circuit de Vallgorguina

Campionat de Catalunya MX - Vallgorguina

Volta a volta

MX Femení

Motor Parc Vallgorguina 2,000 km

Carrera 1

20/05/2018 15:55

Cursa (20:00 i 2 Voltes) started at 16:07:16

Competidors

Voltes

	0	1	2	3	4	5	6	7	8	9	10	11	12	13	14	15
SANCHEZ NEQUI, JANA (46)	1	46	46	46	46	46	46	46	46	46	46	46	46	46	46	46
MANTE SOLA, LAIA (84)	2	84	29	84	84	84	84	84	29	29	29	29	29	29	29	29
MAGALLON GUBAU, CARLA (29)	3	29	84	29	29	29	29	29	84	84	84	84	84	84	84	84
VALERO PALOMARES, MARIONA (285)	4	285	285	285	285	285	285	285	285	285	285	285	285	285	285	285
CARBONELL VAN RECK, JUDITH (39)	5	39	14	14	14	14	14	14	14	14	14	14	14	14	14	14
ARANDA GONZALEZ, GRETA (14)	6	14	39	39	39	39	39	39	39	39	39	39	39	39	39	39
LLOBERA RICART, EVA (7)	7	7	7	7	7	7	7	7	7	7	7	7	7	7	7	7
MONCLUS MARSAL, JANA (111)	8	111	111	111	111	111	111	111	111	111	111	111	111	111	111	111

Cap de cronometratge / Director de Cursa / President del Jurat

Orbits



Campionat de Catalunya MX - Vallgorguina

MX Femení

Motor Parc Vallgorguina 2,000 km

Carrera 1

20/05/2018 15:55

Cursa (20:00 i 2 Voltes) started at 16:07:16

Lap	Lap Tm	Diff	Time of Day
(46) SANCHEZ NEQUI, JANA			
1	1:28.840		16:10:14.067
2	1:31.658	+2.818	16:11:45.725
3	1:29.959	+1.119	16:13:15.684
4	1:29.237	+0.397	16:14:44.921
5	1:30.629	+1.789	16:16:15.550
6	1:30.515	+1.675	16:17:46.065
7	1:31.020	+2.180	16:19:17.085
8	1:34.222	+5.382	16:20:51.307
9	1:34.510	+5.670	16:22:25.817
10	1:32.769	+3.929	16:23:58.586
11	1:32.296	+3.456	16:25:30.882
12	1:31.831	+2.991	16:27:02.713
13	1:31.957	+3.117	16:28:34.670
14	1:32.703	+3.863	16:30:07.373
15	1:32.326	+3.486	16:31:39.699

Lap	Lap Tm	Diff	Time of Day
(29) MAGALLON GUBAU, CARLA			
1	1:29.536		16:10:27.348
2	1:48.405	+18.869	16:12:15.753
3	1:36.480	+6.944	16:13:52.233
4	1:36.755	+7.219	16:15:28.988
5	1:35.814	+6.278	16:17:04.802
6	1:37.544	+8.008	16:18:42.346
7	1:36.078	+6.542	16:20:18.424
8	1:36.508	+6.972	16:21:54.932
9	1:35.480	+5.944	16:23:30.412
10	1:36.266	+6.730	16:25:06.678
11	1:35.415	+5.879	16:26:42.093
12	1:35.460	+5.924	16:28:17.553
13	1:36.253	+6.717	16:29:53.806
14	1:36.105	+6.569	16:31:29.911
15	1:35.776	+6.240	16:33:05.687

Lap	Lap Tm	Diff	Time of Day
(84) MANTE SOLA, LAIA			
1	1:36.822	+1.788	16:10:28.568
2	1:38.684	+3.650	16:12:07.252
3	1:35.139	+0.105	16:13:42.391
4	1:35.941	+0.907	16:15:18.332
5	1:35.332	+0.298	16:16:53.664
6	1:35.259	+0.225	16:18:28.923
7	1:35.746	+0.712	16:20:04.669
8	1:53.775	+18.741	16:21:58.444
9	1:35.117	+0.083	16:23:33.561
10	1:35.702	+0.668	16:25:09.263
11	1:35.940	+0.906	16:26:45.203
12	1:36.292	+1.258	16:28:21.495
13	1:35.920	+0.886	16:29:57.415
14	1:35.034		16:31:32.449
15	1:40.319	+5.285	16:33:12.768

Lap	Lap Tm	Diff	Time of Day
(285) VALERO PALOMARES, MARIONA			
1	1:40.933	+1.404	16:10:38.746
2	1:41.503	+1.974	16:12:20.249
3	1:39.529		16:13:59.778
4	1:41.221	+1.692	16:15:40.999
5	1:41.024	+1.495	16:17:22.023
6	1:42.138	+2.609	16:19:04.161
7	1:42.938	+3.409	16:20:47.099
8	1:41.874	+2.345	16:22:28.973
9	1:42.342	+2.813	16:24:11.315
10	1:42.445	+2.916	16:25:53.760
11	1:42.398	+2.869	16:27:36.158
12	1:42.017	+2.488	16:29:18.175
13	1:41.545	+2.016	16:30:59.720

Lap	Lap Tm	Diff	Time of Day
14	1:42.410	+2.881	16:32:42.130
(14) ARANDA GONZALEZ, GRETA			
1	1:44.013		16:10:47.447
2	1:45.707	+1.694	16:12:33.154
3	1:46.734	+2.721	16:14:19.888
4	1:46.552	+2.539	16:16:06.440
5	1:47.035	+3.022	16:17:53.475
6	1:47.672	+3.659	16:19:41.147
7	1:46.998	+2.985	16:21:28.145
8	1:46.670	+2.657	16:23:14.815
9	1:49.378	+5.365	16:25:04.193
10	1:48.406	+4.393	16:26:52.599
11	1:48.469	+4.456	16:28:41.068
12	1:50.080	+6.067	16:30:31.148
13	1:48.370	+4.357	16:32:19.518

Lap	Lap Tm	Diff	Time of Day
(39) CARBONELL VAN RECK, JUDITH			
1	1:54.100	+6.199	16:10:56.338
2	1:50.386	+2.485	16:12:46.724
3	1:49.438	+1.537	16:14:36.162
4	1:49.411	+1.510	16:16:25.573
5	1:49.733	+1.832	16:18:15.306
6	1:51.798	+3.897	16:20:07.104
7	1:53.614	+5.713	16:22:00.718
8	1:50.959	+3.058	16:23:51.677
9	1:53.266	+5.365	16:25:44.943
10	1:54.123	+6.222	16:27:39.066
11	1:52.179	+4.278	16:29:31.245
12	1:47.901		16:31:19.146
13	1:52.206	+4.305	16:33:11.352

Lap	Lap Tm	Diff	Time of Day
(7) LLOBERA RICART, EVA			
1	1:53.076		16:11:06.635
2	1:54.018	+0.942	16:13:00.653
3	1:54.699	+1.623	16:14:55.352
4	1:55.370	+2.294	16:16:50.722
5	1:58.769	+5.693	16:18:49.491
6	1:55.452	+2.376	16:20:44.943
7	1:56.462	+3.386	16:22:41.405
8	1:57.035	+3.959	16:24:38.440
9	1:57.007	+3.931	16:26:35.447
10	1:57.299	+4.223	16:28:32.746
11	1:57.227	+4.151	16:30:29.973
12	2:00.475	+7.399	16:32:30.448

Lap	Lap Tm	Diff	Time of Day
(111) MONCLUS MARSAL, JANA			
1	3:00.209	+50.594	16:12:21.037
2	2:13.617	+4.002	16:14:34.654
3	2:13.826	+4.211	16:16:48.480
4	2:15.014	+5.399	16:19:03.494
5	2:11.328	+1.713	16:21:14.822
6	2:09.615		16:23:24.437
7	2:12.690	+3.075	16:25:37.127
8	2:12.828	+3.213	16:27:49.955
9	2:13.848	+4.233	16:30:03.803
10	2:13.600	+3.985	16:32:17.403



20 de maig de 2018 - Circuit de Vallgorguina

Campionat de Catalunya MX - Vallgorguina

classificat per voltes

MX Femení Motor Parc Vallgorguina 2,000 km
Carrera 2 20/05/2018 18:00
Cursa (20:00 i 2 Voltes) started at 18:24:25

Pos.	Núm.	Nom	Voltes	Total Ts	Dif	Millor Tm	Moto	Club	classe	Punts
1	46	SANCHEZ NEQUI, JANA	14	23:18.314		1:31.990	KTM	Mc St.Celoni	MX Fe	25
2	29	MAGALLON GUBAU, CARLA	14	24:43.284	1:24.970	1:37.503	KTM	Mc St.Hilari	MX Fe	20
3	84	MANTE SOLA, LAIA	13	23:22.672	1 Volta	1:38.190	SUZUKI	Mc. Vilobí d´Or	MX Fe	16
4	285	VALERO PALOMARES, MARIONA	13	24:37.713	1 Volta	1:43.850	HUSQVARNA	MC C.Taulé	MX Fe	13
5	14	ARANDA GONZALEZ, GRETA	13	25:00.383	1 Volta	1:44.129	SIN MARCA	Gm Molins	MX Fe	11
6	39	CARBONELL VAN RECK, JUDITH	12	24:27.119	2 Voltes	1:50.821	SIN MARCA	Mc. Polea SX	MX Fe	10
7	7	LLOBERA RICART, EVA	11	23:36.490	3 Voltes	1:56.414	SIN MARCA	Mc. Segre	MX Fe	9
No classificat										
NT	111	MONCLUS MARSAL, JANA	3	9:37.778	NT	2:13.279	HUSQVARNA	Mc Igualada	MX Fe	0

Marge de victòria	Velocitat mitja	Millor temps de volta	Millor vel.	Millor volta per
1:24.970	72,087	1:31.990	78,269	46 - SANCHEZ NEQUI, JANA

Cap de cronometratge / Director de Cursa / President del Jurat Orbits

Campionat de Catalunya MX - Vallgorguina

Volta a volta

MX Femení

Motor Parc Vallgorguina 2,000 km

Carrera 2

20/05/2018 18:00

Cursa (20:00 i 2 Voltes) started at 18:24:25

Competidors

Voltes

	0	1	2	3	4	5	6	7	8	9	10	11	12	13	14	
SANCHEZ NEQUI, JANA (46)	1	46	46	46	46	46	46	46	46	46	46	46	46	46	46	46
MAGALLON GUBAU, CARLA (29)	2	29	29	29	29	29	29	29	29	29	29	29	29	29	29	29
MANTE SOLA, LAIA (84)	3	84	84	84	84	84	84	84	84	84	84	84	84	84	84	84
VALERO PALOMARES, MARIONA (285)	4	285	285	285	285	285	285	285	285	285	285	285	285	285	285	285
ARANDA GONZALEZ, GRETA (14)	5	14	14	14	14	14	14	14	14	14	14	14	14	14	14	14
CARBONELL VAN RECK, JUDITH (39)	6	39	39	39	39	39	39	39	39	39	39	39	39	39	39	39
LLOBERA RICART, EVA (7)	7	7	7	7	7	7	7	7	7	7	7	7	7	7	7	7
MONCLUS MARSAL, JANA (111)	8	111	111	111	111	111	111	111	111	111	111	111	111	111	111	111



Campionat de Catalunya MX - Vallgorguina

MX Femení

Motor Parc Vallgorguina 2,000 km

Carrera 2

20/05/2018 18:00

Cursa (20:00 i 2 Voltes) started at 18:24:25

Lap	Lap Tm	Diff	Time of Day
(46) SANCHEZ NEQUI, JANA			
1	1:34.088	+2.098	18:27:30.982
2	1:33.055	+1.065	18:29:04.037
3	1:33.294	+1.304	18:30:37.331
4	1:35.626	+3.636	18:32:12.957
5	1:33.244	+1.254	18:33:46.201
6	1:33.153	+1.163	18:35:19.354
7	1:32.793	+0.803	18:36:52.147
8	1:32.088	+0.098	18:38:24.235
9	1:33.176	+1.186	18:39:57.411
10	1:31.990		18:41:29.401
11	1:32.594	+0.604	18:43:01.995
12	1:32.477	+0.487	18:44:34.472
13	1:33.195	+1.205	18:46:07.667
14	1:35.699	+3.709	18:47:43.366

Lap	Lap Tm	Diff	Time of Day
(29) MAGALLON GUBAU, CARLA			
1	1:38.190	+0.687	18:27:40.542
2	1:37.503		18:29:18.045
3	1:38.073	+0.570	18:30:56.118
4	1:37.987	+0.484	18:32:34.105
5	1:37.818	+0.315	18:34:11.923
6	1:37.708	+0.205	18:35:49.631
7	1:37.915	+0.412	18:37:27.546
8	1:39.440	+1.937	18:39:06.986
9	1:38.406	+0.903	18:40:45.392
10	1:39.170	+1.667	18:42:24.562
11	1:39.467	+1.964	18:44:04.029
12	1:40.800	+3.297	18:45:44.829
13	1:41.790	+4.287	18:47:26.619
14	1:41.717	+4.214	18:49:08.336

Lap	Lap Tm	Diff	Time of Day
(84) MANTE SOLA, LAIA			
1	1:38.516	+0.326	18:27:41.992
2	1:38.190		18:29:20.182
3	1:39.524	+1.334	18:30:59.706
4	1:39.118	+0.928	18:32:38.824
5	1:39.413	+1.223	18:34:18.237
6	1:39.920	+1.730	18:35:58.157
7	1:39.036	+0.846	18:37:37.193
8	1:39.410	+1.220	18:39:16.603
9	1:39.604	+1.414	18:40:56.207
10	1:40.739	+2.549	18:42:36.946
11	1:41.005	+2.815	18:44:17.951
12	1:42.920	+4.730	18:46:00.871
13	1:46.853	+8.663	18:47:47.724

Lap	Lap Tm	Diff	Time of Day
(285) VALERO PALOMARES, MARIONA			
1	1:45.486	+1.636	18:27:57.562
2	1:44.790	+0.940	18:29:42.352
3	1:44.124	+0.274	18:31:26.476
4	1:44.397	+0.547	18:33:10.873
5	1:44.749	+0.899	18:34:55.622
6	1:43.850		18:36:39.472
7	1:44.426	+0.576	18:38:23.898
8	1:45.685	+1.835	18:40:09.583
9	1:47.234	+3.384	18:41:56.817
10	1:45.853	+2.003	18:43:42.670
11	1:46.829	+2.979	18:45:29.499
12	1:46.605	+2.755	18:47:16.104
13	1:46.661	+2.811	18:49:02.765

Lap	Lap Tm	Diff	Time of Day
(14) ARANDA GONZALEZ, GRETA			
1	1:45.441	+1.312	18:27:58.647
2	1:44.613	+0.484	18:29:43.260

Lap	Lap Tm	Diff	Time of Day
3	1:44.919	+0.790	18:31:28.179
4	1:44.153	+0.024	18:33:12.332
5	1:44.581	+0.452	18:34:56.913
6	1:44.129		18:36:41.042
7	1:47.650	+3.521	18:38:28.692
8	1:48.127	+3.998	18:40:16.819
9	1:48.943	+4.814	18:42:05.762
10	1:51.547	+7.418	18:43:57.309
11	1:46.997	+2.868	18:45:44.306
12	1:52.657	+8.528	18:47:36.963
13	1:48.472	+4.343	18:49:25.435

Lap	Lap Tm	Diff	Time of Day
(39) CARBONELL VAN RECK, JUDITH			
1	1:51.744	+0.923	18:28:06.509
2	1:51.639	+0.818	18:29:58.148
3	1:50.821		18:31:48.969
4	1:54.051	+3.230	18:33:43.020
5	1:51.740	+0.919	18:35:34.760
6	1:53.532	+2.711	18:37:28.292
7	1:53.962	+3.141	18:39:22.254
8	1:52.703	+1.882	18:41:14.957
9	1:54.215	+3.394	18:43:09.172
10	1:52.472	+1.651	18:45:01.644
11	1:54.907	+4.086	18:46:56.551
12	1:55.620	+4.799	18:48:52.171

Lap	Lap Tm	Diff	Time of Day
(7) LLOBERA RICART, EVA			
1	1:57.335	+0.921	18:28:21.167
2	1:56.414		18:30:17.581
3	1:57.732	+1.318	18:32:15.313
4	1:58.105	+1.691	18:34:13.418
5	1:59.937	+3.523	18:36:13.355
6	1:57.261	+0.847	18:38:10.616
7	1:56.731	+0.317	18:40:07.347
8	1:58.857	+2.443	18:42:06.204
9	1:59.432	+3.018	18:44:05.636
10	1:57.811	+1.397	18:46:03.447
11	1:58.095	+1.681	18:48:01.542

Lap	Lap Tm	Diff	Time of Day
(111) MONCLUS MARSAL, JANA			
1	2:13.279		18:28:53.997
2	2:28.309	+15.030	18:31:22.306
3	2:40.524	+27.245	18:34:02.830



20 de maig de 2018 - Circuit de Vallgorguina

Campionat de Catalunya MX - Vallgorguina

Ordenat per la volta més ràpida

MX Femení

Motor Parc Vallgorguina 2,000 km

Entrenaments Qualificatius

20/05/2018 14:00

Classificació (25:00 Temps) started at 14:11:33

Pos.	Núm.	Nom	Millor Tm	Dif	En volta	Club	classe
1	46	SANCHEZ NEQUI, JANA	1:30.203		11	Mc St.Celoni	MX Femení
2	84	MANTE SOLA, LAIA	1:35.728	5.525	8	Mc. Vilobí d'Onyar	MX Femení
3	29	MAGALLON GUBAU, CARLA	1:36.760	6.557	10	Mc St.Hilari	MX Femení
4	285	VALERO PALOMARES, MARIONA	1:41.963	11.760	7	MC C.Taulé	MX Femení
5	14	ARANDA GONZALEZ, GRETA	1:45.379	15.176	3	Gm Molins	MX Femení
6	39	CARBONELL VAN RECK, JUDITH	1:51.034	20.831	12	Mc. Polea SX	MX Femení
7	7	LLOBERA RICART, EVA	2:00.832	30.629	9	Mc. Segre	MX Femení
8	111	MONCLUS MARSAL, JANA	2:07.107	36.904	7	Mc Igualada	MX Femení

Cap de cronometratge / Director de Cursa / President del Jurat

Orbits



Campionat de Catalunya MX - Vallgorguina

MX Femení

Motor Parc Vallgorguina 2,000 km

Entrenaments Qualificatius

20/05/2018 14:00

Classificació (25:00 Temps) started at 14:11:33

Lap	Lap Tm	Diff	Time of Day
(46) SANCHEZ NEQUI, JANA			
1	1:39.066	+8.863	14:15:05.571
2	1:34.256	+4.053	14:16:39.827
3	1:35.080	+4.877	14:18:14.907
4	1:31.067	+0.864	14:19:45.974
5	1:39.268	+9.065	14:21:25.242
6	1:30.251	+0.048	14:22:55.493
7	1:41.112	+10.909	14:24:36.605
8	1:32.358	+2.155	14:26:08.963
9	2:14.403	+44.200	14:28:23.366
10	1:35.864	+5.661	14:29:59.230
11	1:30.203		14:31:29.433
12	2:14.263	+44.060	14:33:43.696
13	1:46.675	+16.472	14:35:30.371

Lap	Lap Tm	Diff	Time of Day
(84) MANTE SOLA, LAIA			
1	1:44.005	+8.277	14:15:34.316
2	1:40.177	+4.449	14:17:14.493
3	1:37.143	+1.415	14:18:51.636
4	1:43.956	+8.228	14:20:35.592
5	2:57.657	+1:21.929	14:23:33.249
6	1:37.533	+1.805	14:25:10.782
7	2:22.044	+46.316	14:27:32.826
8	1:35.728		14:29:08.554
9	1:59.854	+24.126	14:31:08.408
10	1:49.180	+13.452	14:32:57.588
11	2:48.162	+1:12.434	14:35:45.750
12	1:48.981	+13.253	14:37:34.731

Lap	Lap Tm	Diff	Time of Day
(29) MAGALLON GUBAU, CARLA			
1	1:44.235	+7.475	14:15:14.138
2	1:40.682	+3.922	14:16:54.820
3	1:37.821	+1.061	14:18:32.641
4	1:38.097	+1.337	14:20:10.738
5	1:36.875	+0.115	14:21:47.613
6	1:40.634	+3.874	14:23:28.247
7	3:07.220	+1:30.460	14:26:35.467
8	1:38.467	+1.707	14:28:13.934
9	1:37.498	+0.738	14:29:51.432
10	1:36.760		14:31:28.192
11	1:46.332	+9.572	14:33:14.524
12	1:42.085	+5.325	14:34:56.609
13	1:38.968	+2.208	14:36:35.577

Lap	Lap Tm	Diff	Time of Day
(285) VALERO PALOMARES, MARIONA			
1	1:51.572	+9.609	14:15:41.453
2	1:46.238	+4.275	14:17:27.691
3	1:43.574	+1.611	14:19:11.265
4	1:44.569	+2.606	14:20:55.834
5	1:44.227	+2.264	14:22:40.061
6	3:51.092	+2:09.129	14:26:31.153
7	1:41.963		14:28:13.116
8	1:47.040	+5.077	14:30:00.156
9	1:43.104	+1.141	14:31:43.260
10	2:59.227	+1:17.264	14:34:42.487
11	1:42.159	+0.196	14:36:24.646

Lap	Lap Tm	Diff	Time of Day
(14) ARANDA GONZALEZ, GRETA			
1	1:50.771	+5.392	14:15:37.906
2	1:46.620	+1.241	14:17:24.526
3	1:45.379		14:19:09.905
4	2:27.782	+42.403	14:21:37.687
5	7:14.717	+5:29.338	14:28:52.404
6	1:48.475	+3.096	14:30:40.879
7	1:47.445	+2.066	14:32:28.324

Lap	Lap Tm	Diff	Time of Day
(39) CARBONELL VAN RECK, JUDITH			
1	2:11.511	+20.477	14:16:16.275
2	2:07.443	+16.409	14:18:23.718
3	2:03.350	+12.316	14:20:27.068
4	1:58.852	+7.818	14:22:25.920
5	2:01.107	+10.073	14:24:27.027
6	2:07.393	+16.359	14:26:34.420
7	1:58.056	+7.022	14:28:32.476
8	1:52.774	+1.740	14:30:25.250
9	1:52.429	+1.395	14:32:17.679
10	1:52.958	+1.924	14:34:10.637
11	1:51.798	+0.764	14:36:02.435
12	1:51.034		14:37:53.469

Lap	Lap Tm	Diff	Time of Day
(7) LLOBERA RICART, EVA			
1	2:04.818	+3.986	14:16:25.244
2	2:05.784	+4.952	14:18:31.028
3	2:02.298	+1.466	14:20:33.326
4	2:01.294	+0.462	14:22:34.620
5	2:02.654	+1.822	14:24:37.274
6	2:03.761	+2.929	14:26:41.035
7	2:01.499	+0.667	14:28:42.534
8	2:03.328	+2.496	14:30:45.862
9	2:00.832		14:32:46.694
10	2:01.338	+0.506	14:34:48.032

Lap	Lap Tm	Diff	Time of Day
(111) MONCLUS MARSAL, JANA			
1	2:09.051	+1.944	14:16:23.925
2	2:10.146	+3.039	14:18:34.071
3	2:08.260	+1.153	14:20:42.331
4	2:09.055	+1.948	14:22:51.386
5	4:01.194	+1:54.087	14:26:52.580
6	2:08.188	+1.081	14:29:00.768
7	2:07.107		14:31:07.875
8	2:09.336	+2.229	14:33:17.211
9	2:07.972	+0.865	14:35:25.183
10	2:07.180	+0.073	14:37:32.363




20 de maig de 2018 - Circuit de Vallgorguina

Campionat de Catalunya MX - Vallgorguina

MX 85

Motor Parc Vallgorguina 2,000 km

Classificació Final



Pos.	Núm.	Nom	Llicència	Club	R1.	R2.	Total Punts
------	------	-----	-----------	------	-----	-----	-------------

MX 85 Cadet

1	312	FERRE PLA, FERRAN	137041-T	Mc Amposta	20	25	45
2	15	GARCIA PLANAS, ARNAU	136880-GI	Mc. Segre	25	20	45
3	215	CALVO VILALTA, MARC	137384-B	Mc. Segre	16	13	29
4	80	BAGE , ASHTON LEIGHTON	66372-IB	Mc. Menorca	11	16	27
5	16	ROSELL USO, JOAN	137278-B	MC C.Taulé	13	11	24
6	654	PEREZ DANIEL, JOSE JUAN	66469-IB-A	Cm. Porrerenc	10	10	20
7	393	GUECHE BEL, CRISTIAN	137116-T	Mc Amposta	9	9	18
8	44	PEREZ TORRES, JOEL	11657-L	Mc. Pirineu	7	8	15
9	999	MURIA ESPINOSA, PEP	11671-AN	Mc. Pirineu	8	0	8

MX 85 Juvenil

1	373	CANET ARDEVOL, EDGAR	137051-B	Mc. Polea SX	20	25	45
2	33	AGUILO AZORIN, UNAI	136853-GI	Mc. Segre	25	20	45
3	207	MARTI CALLEJA, ALEIX	137298-B	Mc. Segre	16	16	32
4	8	DOMINGUEZ OLIVA, YAGO	136856-B	MC 3 Turons	13	13	26
5	71	PABLO ARANDA, MARC	137250-B	Mc. Segre	11	11	22
6	225	BARCELO SALVA, TOMEU	66356-IB	Cm. Porrerenc	10	9	19
7	370	CAMPS FAURIA, XAVIER	136839-L	MC Alpicat	8	8	16
8	6	PIERA GABERNET, BIEL	137095-L	Mc. Segre	7	7	14
9	104	CEÑA GARRIDO, PABLO	137548-GI-	Mc. Segre	3	10	13
10	126	SALAS PEREZ, PAU	66443-IB-A	Mc. Calvia	6	5	11
11	25	GILI MERIN, GUILLEM	137470-GI	Am Vidreres	4	6	10
12	43	PEREZ GIMENEZ, MARC	136900-B	Mc St.Celoni	9	0	9
13	50	GORGORI CURULL, JOAN	136877-T	CEM Constantí	5	4	9
14	517	SOLER AREVALO, ARNAU	136937-B	Mc. Segre	1	3	4
15	585	GELABERT WASSHOLM, TOMEU	66467-IB	100 Emocions Esport Club	2	2	4
16	141	MOLAS ROCA, ANIOL	137487-B	Mc Tona	1	1	2
17	58	PLAIXENS JUBERO, SALVADOR	137700-B	Amv Torroella	1	1	2
18	114	MOLINA GIBELLO, ELOY	66370-IB-A	Moto Club Sin Limites	1	1	2
19	61	RAMIS NOGUERA, PAU	66383-IB	Esc. l'Ofre	1	1	2
20	7	RAMOS MUNTAL, ADAM	137005-B	Em Castellbisbal	1	1	2
21	29	GAYA CASTAÑE, GUILLEM	137502-L	Mc. Segre	1	1	2
22	88	GARCIA MORENO, RUBEN	137229-B	Adaim Racing Team	1	1	2
23	26	MATAMOROS JANSÀ, IVAN	136960-T	Mc Constantí	1	1	2
24	105	ARUMI TERRADELLAS, DALMAU	136949-B	Mc Tona	1	1	2
25	14	BERGAS FEMENIAS, TOMEU	66690-IB		1	1	2

Cap de cronometratge / Director de Cursa / President del Jurat

Orbits




20 de maig de 2018 - Circuit de Vallgorguina

Campionat de Catalunya MX - Vallgorguina

MX 85 Motor Parc Vallgorguina 2,000 km

Classificació Final



Pos.	Núm.	Nom	Llicència	Club	R1.	R2.	Total Punts
NT	65	CARNE RODRIGUEZ, JOSEP	137617-B	MC C.Taulé	0	--	0



20 de maig de 2018 - Circuit de Vallgorguina

Campionat de Catalunya MX - Vallgorguina

classificat per voltes

MX 85

Motor Parc Vallgorguina 2,000 km

Carrera 1

20/05/2018 16:25

Cursa (15:00 i 2 Voltes) started at 16:39:50

Pos.	Núm.	Nom	Voltes	Total Ts	Dif	Millor Tm	Moto	Club	classe	Punts
1	33	AGUILO AZORIN, UNAI	11	18:03.308		1:28.969	SIN MARCA	Mc. Segre	MX 85	25
2	15	GARCIA PLANAS, ARNAU	11	18:20.180	16.872	1:29.861	SIN MARCA	Mc. Segre	MX 85	25
3	373	CANET ARDEVOL, EDGAR	11	18:31.620	28.312	1:29.908	KTM	Mc. Polea SX	MX 85	20
4	207	MARTI CALLEJA, ALEIX	11	18:40.423	37.115	1:31.086	TM	Mc. Segre	MX 85	16
5	8	DOMINGUEZ OLIVA, YAGO	11	18:50.026	46.718	1:32.777	HUSQVARNA	MC 3 Turons	MX 85	13
6	312	FERRE PLA, FERRAN	11	18:59.433	56.125	1:30.860	HUSQVARNA	Mc Amposta	MX 85	20
7	71	PABLO ARANDA, MARC	11	19:05.469	1:02.161	1:33.314	SIN MARCA	Mc. Segre	MX 85	11
8	225	BARCELO SALVA, TOMEU	11	19:31.160	1:27.852	1:34.592	KTM	Cm. Porrerenc	MX 85	10
9	43	PEREZ GIMENEZ, MARC	11	19:36.839	1:33.531	1:35.435	KTM	Mc St.Celoni	MX 85	9
10	370	CAMPS FAURIA, XAVIER	11	19:39.018	1:35.710	1:36.255	HUSQVARNA	MC Alpicat	MX 85	8
11	6	PIERA GABERNET, BIEL	10	18:07.273	1 Volta	1:36.785	SIN MARCA	Mc. Segre	MX 85	7
12	126	SALAS PEREZ, PAU	10	18:17.619	1 Volta	1:37.774	KAWASAKI	Mc. Calvia	MX 85	6
13	215	CALVO VILALTA, MARC	10	18:20.999	1 Volta	1:36.649	KTM	Mc. Segre	MX 85	16
14	50	GORGORI CURULL, JOAN	10	18:45.376	1 Volta	1:40.355	KTM	CEM Constantí	MX 85	5
15	16	ROSELL USO, JOAN	10	18:47.051	1 Volta	1:39.790	KAWASAKI	MC C.Taulé	MX 85	13
16	25	GILI MERIN, GUILLEM	10	18:49.636	1 Volta	1:37.169	SIN MARCA	Am Vidreres	MX 85	4
17	104	CEÑA GARRIDO, PABLO	10	19:07.721	1 Volta	1:31.752	SIN MARCA	Mc. Segre	MX 85	3
18	585	GELABERT WASSHOLM, TOMEU	10	19:15.782	1 Volta	1:42.267	KTM	100 Emocions E	MX 85	2
19	517	SOLER AREVALO, ARNAU	10	19:21.059	1 Volta	1:43.116	KTM	Mc. Segre	MX 85	1
20	58	PLAIXENS JUBERO, SALVADOR	10	19:34.460	1 Volta	1:44.178	YAMAHA	Amv Torroella	MX 85	1
21	141	MOLAS ROCA, ANIOL	10	19:35.379	1 Volta	1:44.382	SIN MARCA	Mc Tona	MX 85	1
22	80	BAGE , ASHTON LEIGHTON	10	19:35.895	1 Volta	1:37.580	HUSQVARNA	Mc. Menorca	MX 85	11
23	114	MOLINA GIBELLO, ELOY	10	19:36.375	1 Volta	1:44.306	KAWASAKI	Moto Club Sin L	MX 85	1
24	61	RAMIS NOGUERA, PAU	9	18:21.600	2 Voltes	1:47.434	KTM	Esc. l'Ofre	MX 85	1
25	29	GAYA CASTAÑE, GUILLEM	9	18:28.894	2 Voltes	1:48.064	SIN MARCA	Mc. Segre	MX 85	1
26	88	GARCIA MORENO, RUBEN	9	18:35.420	2 Voltes	1:47.946	KAWASAKI	Adaim Racing T	MX 85	1
27	654	PEREZ DANIEL, JOSE JUAN	9	18:43.075	2 Voltes	1:39.379	KTM	Cm. Porrerenc	MX 85	10
28	7	RAMOS MUNTAL, ADAM	9	18:57.610	2 Voltes	1:48.485	SIN MARCA	Em Castellbisba	MX 85	1
29	26	MATAMOROS JANSÀ, IVAN	9	19:11.293	2 Voltes	1:48.816	KTM	Mc Constantí	MX 85	1
30	393	GUECHE BEL, CRISTIAN	9	19:14.806	2 Voltes	1:41.586	SIN MARCA	Mc Amposta	MX 85	9
31	105	ARUMI TERRADELLAS, DALMAU	8	18:09.326	3 Voltes	1:55.146	KTM	Mc Tona	MX 85	1
32	14	BERGAS FEMENIAS, TOMEU	8	18:39.922	3 Voltes	1:59.943			MX 85	1
33	999	MURIA ESPINOSA, PEP	8	18:56.923	3 Voltes	2:01.018	SIN MARCA	Mc. Pirineu	MX 85	8
34	44	PEREZ TORRES, JOEL	8	19:15.297	3 Voltes	2:00.325	SIN MARCA	Mc. Pirineu	MX 85	7

No classificat

NT	65	CARNE RODRIGUEZ, JOSEP	7	14:00.718	NT	1:40.987	KTM	MC C.Taulé	MX 85	0
----	----	------------------------	---	-----------	----	----------	-----	------------	-------	---

Marge de victòria	Velocitat mitja	Millor temps de volta	Millor vel.	Millor volta per
16.872	73,109	1:28.969	80,927	33 - AGUILO AZORIN, UNAI

Cap de cronometratge / Director de Cursa / President del Jurat

Orbits

20 de maig de 2018 - Circuit de Vallgorguina

Campionat de Catalunya MX - Vallgorguina

classificat per voltes

MX 85

Motor Parc Vallgorguina 2,000 km

Carrera 1

20/05/2018 16:25

Cursa (15:00 i 2 Voltes) started at 16:39:50

Pos.	Núm.	Nom	Voltes	Total Ts	Dif	Millor Tm	Moto	Club	classe	Punts
MX 85 Cadet										
1	15	GARCIA PLANAS, ARNAU	11	18:20.180		1:29.861	SIN MARCA	Mc. Segre	MX 85	25
2	312	FERRE PLA, FERRAN	11	18:59.433	39.253	1:30.860	HUSQVARNA	Mc Amposta	MX 85	20
3	215	CALVO VILALTA, MARC	10	18:20.999	1 Volta	1:36.649	KTM	Mc. Segre	MX 85	16
4	16	ROSELL USO, JOAN	10	18:47.051	1 Volta	1:39.790	KAWASAKI	MC C.Taulé	MX 85	13
5	80	BAGE , ASHTON LEIGHTON	10	19:35.895	1 Volta	1:37.580	HUSQVARNA	Mc. Menorca	MX 85	11
6	654	PEREZ DANIEL, JOSE JUAN	9	18:43.075	2 Voltes	1:39.379	KTM	Cm. Porrerenc	MX 85	10
7	393	GUECHE BEL, CRISTIAN	9	19:14.806	2 Voltes	1:41.586	SIN MARCA	Mc Amposta	MX 85	9
8	999	MURIA ESPINOSA, PEP	8	18:56.923	3 Voltes	2:01.018	SIN MARCA	Mc. Pirineu	MX 85	8
9	44	PEREZ TORRES, JOEL	8	19:15.297	3 Voltes	2:00.325	SIN MARCA	Mc. Pirineu	MX 85	7

MX 85 Juvenil

1	33	AGUILO AZORIN, UNAI	11	18:03.308		1:28.969	SIN MARCA	Mc. Segre	MX 85	25
2	373	CANET ARDEVOL, EDGAR	11	18:31.620	28.312	1:29.908	KTM	Mc. Polea SX	MX 85	20
3	207	MARTI CALLEJA, ALEIX	11	18:40.423	37.115	1:31.086	TM	Mc. Segre	MX 85	16
4	8	DOMINGUEZ OLIVA, YAGO	11	18:50.026	46.718	1:32.777	HUSQVARNA	MC 3 Turons	MX 85	13
5	71	PABLO ARANDA, MARC	11	19:05.469	1:02.161	1:33.314	SIN MARCA	Mc. Segre	MX 85	11
6	225	BARCELO SALVA, TOMEU	11	19:31.160	1:27.852	1:34.592	KTM	Cm. Porrerenc	MX 85	10
7	43	PEREZ GIMENEZ, MARC	11	19:36.839	1:33.531	1:35.435	KTM	Mc St.Celoni	MX 85	9
8	370	CAMPS FAURIA, XAVIER	11	19:39.018	1:35.710	1:36.255	HUSQVARNA	MC Alpicat	MX 85	8
9	6	PIERA GABERNET, BIEL	10	18:07.273	1 Volta	1:36.785	SIN MARCA	Mc. Segre	MX 85	7
10	126	SALAS PEREZ, PAU	10	18:17.619	1 Volta	1:37.774	KAWASAKI	Mc. Calvia	MX 85	6
11	50	GORGORI CURULL, JOAN	10	18:45.376	1 Volta	1:40.355	KTM	CEM Constantí	MX 85	5
12	25	GILI MERIN, GUILLEM	10	18:49.636	1 Volta	1:37.169	SIN MARCA	Am Vidreres	MX 85	4
13	104	CEÑA GARRIDO, PABLO	10	19:07.721	1 Volta	1:31.752	SIN MARCA	Mc. Segre	MX 85	3
14	585	GELABERT WASSHOLM, TOMEU	10	19:15.782	1 Volta	1:42.267	KTM	100 Emocions E	MX 85	2
15	517	SOLER AREVALO, ARNAU	10	19:21.059	1 Volta	1:43.116	KTM	Mc. Segre	MX 85	1
16	58	PLAIXENS JUBERO, SALVADOR	10	19:34.460	1 Volta	1:44.178	YAMAHA	Amv Torroella	MX 85	1
17	141	MOLAS ROCA, ANIOL	10	19:35.379	1 Volta	1:44.382	SIN MARCA	Mc Tona	MX 85	1
18	114	MOLINA GIBELLO, ELOY	10	19:36.375	1 Volta	1:44.306	KAWASAKI	Moto Club Sin L	MX 85	1
19	61	RAMIS NOGUERA, PAU	9	18:21.600	2 Voltes	1:47.434	KTM	Esc. l'Ofre	MX 85	1
20	29	GAYA CASTAÑE, GUILLEM	9	18:28.894	2 Voltes	1:48.064	SIN MARCA	Mc. Segre	MX 85	1
21	88	GARCIA MORENO, RUBEN	9	18:35.420	2 Voltes	1:47.946	KAWASAKI	Adaim Racing T	MX 85	1
22	7	RAMOS MUNTAL, ADAM	9	18:57.610	2 Voltes	1:48.485	SIN MARCA	Em Castellbisba	MX 85	1
23	26	MATAMOROS JANSÀ, IVAN	9	19:11.293	2 Voltes	1:48.816	KTM	Mc Constantí	MX 85	1
24	105	ARUMI TERRADELLAS, DALMAU	8	18:09.326	3 Voltes	1:55.146	KTM	Mc Tona	MX 85	1
25	14	BERGAS FEMENIAS, TOMEU	8	18:39.922	3 Voltes	1:59.943			MX 85	1

No classificat

NT	65	CARNE RODRIGUEZ, JOSEP	7	14:00.718	NT	1:40.987	KTM	MC C.Taulé	MX 85	0
----	----	------------------------	---	-----------	----	----------	-----	------------	-------	---

Marge de victòria	Velocitat mitja	Millor temps de volta	Millor vel.	Millor volta per
16.872	73,109	1:28.969	80,927	33 - AGUILO AZORIN, UNAI

Cap de cronometratge / Director de Cursa / President del Jurat

Orbits

20 de maig de 2018 - Circuit de Vallgorguina

Campionat de Catalunya MX - Vallgorguina

Volta a volta

MX 85

Motor Parc Vallgorguina 2,000 km

Carrera 1

20/05/2018 16:25

Cursa (15:00 i 2 Voltes) started at 16:39:50

Competidors	Voltes												
	0	1	2	3	4	5	6	7	8	9	10	11	
AGUILO AZORIN, UNAI (33)	1	33	33	33	33	33	33	33	33	33	33	33	33
GARCIA PLANAS, ARNAU (15)	2	15	15	15	15	15	15	15	15	15	15	15	15
CANET ARDEVOL, EDGAR (373)	3	373	373	373	373	373	373	373	373	373	373	373	373
CEÑA GARRIDO, PABLO (104)	4	104	104	104	207	207	207	207	207	207	207	207	207
MARTI CALLEJA, ALEIX (207)	5	207	207	207	104	104	104	104	104	8	8	8	8
DOMINGUEZ OLIVA, YAGO (8)	6	8	8	8	8	8	8	8	8	71	71	312	312
BARCELO SALVA, TOMEU (225)	7	225	43	71	71	71	71	71	71	312	312	71	71
SALAS PEREZ, PAU (126)	8	126	71	43	225	225	225	312	312	225	225	225	225
PEREZ GIMENEZ, MARC (43)	9	43	225	225	43	43	312	225	225	43	43	43	43
PABLO ARANDA, MARC (71)	10	71	126	215	215	215	43	43	43	104	370	370	370
CALVO VILALTA, MARC (215)	11	215	215	126	126	312	370	370	370	6	6	6	6
PIERA GABERNET, BIEL (6)	12	6	6	6	370	126	126	6	6	6	126	126	126
CAMPS FAURIA, XAVIER (370)	13	370	370	370	6	370	6	126	126	126	215	215	215
PEREZ DANIEL, JOSE JUAN (654)	14	654	654	312	312	6	215	215	215	215	104	50	50
ROSELL USO, JOAN (16)	15	16	16	654	16	16	16	16	16	50	50	16	16
GORGORI CURULL, JOAN (50)	16	50	312	16	50	50	50	50	50	16	16	25	25
SOLER AREVALO, ARNAU (517)	17	517	50	50	585	585	25	25	25	25	25	104	104
GELABERT WASSHOLM, TOMEU (585)	18	585	585	585	65	65	585	65	65	585	585	585	585
PLAIXENS JUBERO, SALVADOR (58)	19	58	517	517	517	25	65	585	585	517	517	517	517
MOLINA GIBELLO, ELOY (114)	20	114	58	65	25	517	517	517	517	141	58	58	58
MOLAS ROCA, ANIOL (141)	21	141	141	58	58	58	58	141	141	58	141	141	141
FERRE PLA, FERRAN (312)	22	312	65	141	141	141	141	58	58	114	114	80	80
CARNE RODRIGUEZ, JOSEP (65)	23	65	114	114	114	114	114	114	114	80	80	114	114
GAYA CASTAÑE, GUILLEM (29)	24	29	61	25	61	654	654	654	654	61	61	61	61
RAMIS NOGUERA, PAU (61)	25	61	88	61	654	61	61	80	80	29	29	29	29
GARCIA MORENO, RUBEN (88)	26	88	29	88	88	88	88	61	61	88	88	88	88
ARUMI TERRADELLAS, DALMAU (105)	27	105	393	29	29	29	29	88	29	654	654	654	654
BAGE, ASHTON LEIGHTON (80)	28	80	25	7	393	80	80	29	88	7	7	7	7
GUECHE BEL, CRISTIAN (393)	29	393	80	393	7	7	7	7	7	26	26	26	26
BERGAS FEMENIAS, TOMEU (14)	30	14	105	105	105	105	26	26	26	393	393	393	393
RAMOS MUNTAL, ADAM (7)	31	7	7	26	80	26	393	393	393	105	105	105	105
GILI MERIN, GUILLEM (25)	32	25	26	80	26	393	105	105	105	14	14	14	14
MATAMOROS JANSÀ, IVAN (26)	33	26	14	14	14	14	14	14	14	999	999	999	999
MURIA ESPINOSA, PEP (999)	34	999	999	999	999	999	999	999	999	44	44	44	44
PEREZ TORRES, JOEL (44)	35	44	44	44	44	44	44	44	44	44	44	44	44

Cap de cronometratge / Director de Cursa / President del Jurat

Orbits



Campionat de Catalunya MX - Vallgorguina

MX 85

Motor Parc Vallgorguina 2,000 km

Carrera 1

20/05/2018 16:25

Cursa (15:00 i 2 Voltes) started at 16:39:50

Lap	Lap Tm	Diff	Time of Day
(33) AGUILO AZORIN, UNAI			
1	1:30.060	+1.091	16:42:51.305
2	1:29.605	+0.636	16:44:20.910
3	1:30.163	+1.194	16:45:51.073
4	1:31.462	+2.493	16:47:22.535
5	1:28.969		16:48:51.504
6	1:29.949	+0.980	16:50:21.453
7	1:29.353	+0.384	16:51:50.806
8	1:29.966	+0.997	16:53:20.772
9	1:29.895	+0.926	16:54:50.667
10	1:31.030	+2.061	16:56:21.697
11	1:32.351	+3.382	16:57:54.048

Lap	Lap Tm	Diff	Time of Day
(15) GARCIA PLANAS, ARNAU			
1	1:30.778	+0.917	16:42:54.127
2	1:30.816	+0.955	16:44:24.943
3	1:29.861		16:45:54.804
4	1:30.948	+1.087	16:47:25.752
5	1:29.925	+0.064	16:48:55.677
6	1:32.429	+2.568	16:50:28.106
7	1:31.129	+1.268	16:51:59.235
8	1:31.433	+1.572	16:53:30.668
9	1:31.642	+1.781	16:55:02.310
10	1:33.087	+3.226	16:56:35.397
11	1:35.523	+5.662	16:58:10.920

Lap	Lap Tm	Diff	Time of Day
(373) CANET ARDEVOL, EDGAR			
1	1:30.187	+0.279	16:42:55.472
2	1:30.268	+0.360	16:44:25.740
3	1:30.259	+0.351	16:45:55.999
4	1:30.560	+0.652	16:47:26.559
5	1:29.908		16:48:56.467
6	1:32.707	+2.799	16:50:29.174
7	1:30.333	+0.425	16:51:59.507
8	1:31.219	+1.311	16:53:30.726
9	1:43.883	+13.975	16:55:14.609
10	1:33.001	+3.093	16:56:47.610
11	1:34.750	+4.842	16:58:22.360

Lap	Lap Tm	Diff	Time of Day
(207) MARTI CALLEJA, ALEIX			
1	1:33.354	+2.268	16:43:00.347
2	1:33.199	+2.113	16:44:33.546
3	1:33.226	+2.140	16:46:06.772
4	1:31.086		16:47:37.858
5	1:33.022	+1.936	16:49:10.880
6	1:31.855	+0.769	16:50:42.735
7	1:33.094	+2.008	16:52:15.829
8	1:32.956	+1.870	16:53:48.785
9	1:32.861	+1.775	16:55:21.646
10	1:33.497	+2.411	16:56:55.143
11	1:36.020	+4.934	16:58:31.163

Lap	Lap Tm	Diff	Time of Day
(8) DOMINGUEZ OLIVA, YAGO			
1	1:33.212	+0.435	16:43:00.945
2	1:33.654	+0.877	16:44:34.599
3	1:34.190	+1.413	16:46:08.789
4	1:33.933	+1.156	16:47:42.722
5	1:33.231	+0.454	16:49:15.953
6	1:34.283	+1.506	16:50:50.236
7	1:34.349	+1.572	16:52:24.585
8	1:34.492	+1.715	16:53:59.077
9	1:32.777		16:55:31.854
10	1:34.480	+1.703	16:57:06.334
11	1:34.432	+1.655	16:58:40.766

Lap	Lap Tm	Diff	Time of Day
(312) FERRE PLA, FERRAN			
1	1:30.860		16:43:21.078
2	1:31.184	+0.324	16:44:52.262
3	1:37.403	+6.543	16:46:29.665
4	1:35.265	+4.405	16:48:04.930
5	1:32.549	+1.689	16:49:37.479
6	1:31.129	+0.269	16:51:08.608
7	1:32.165	+1.305	16:52:40.773
8	1:31.356	+0.496	16:54:12.129
9	1:32.553	+1.693	16:55:44.682
10	1:33.134	+2.274	16:57:17.816
11	1:32.357	+1.497	16:58:50.173

Lap	Lap Tm	Diff	Time of Day
(71) PABLO ARANDA, MARC			
1	1:35.183	+1.869	16:43:08.147
2	1:33.367	+0.053	16:44:41.514
3	1:33.672	+0.358	16:46:15.186
4	1:34.735	+1.421	16:47:49.921
5	1:35.081	+1.767	16:49:25.002
6	1:34.505	+1.191	16:50:59.507
7	1:33.314		16:52:32.821
8	1:34.516	+1.202	16:54:07.337
9	1:35.946	+2.632	16:55:43.283
10	1:36.246	+2.932	16:57:19.529
11	1:36.680	+3.366	16:58:56.209

Lap	Lap Tm	Diff	Time of Day
(225) BARCELO SALVA, TOMEU			
1	1:37.439	+2.847	16:43:08.639
2	1:36.251	+1.659	16:44:44.890
3	1:34.592		16:46:19.482
4	1:36.980	+2.388	16:47:56.462
5	1:35.479	+0.887	16:49:31.941
6	1:37.825	+3.233	16:51:09.766
7	1:37.942	+3.350	16:52:47.708
8	1:36.641	+2.049	16:54:24.349
9	1:39.132	+4.540	16:56:03.481
10	1:43.747	+4.155	16:57:42.228
11	1:39.672	+5.080	16:59:21.900

Lap	Lap Tm	Diff	Time of Day
(43) PEREZ GIMENEZ, MARC			
1	1:35.435		16:43:07.299
2	1:36.050	+0.615	16:44:43.349
3	1:38.102	+2.667	16:46:21.451
4	1:37.948	+2.513	16:47:59.399
5	1:38.593	+3.158	16:49:37.992
6	1:37.507	+2.072	16:51:15.499
7	1:38.895	+3.460	16:52:54.394
8	1:38.255	+2.820	16:54:32.649
9	1:38.329	+2.894	16:56:10.978
10	1:38.389	+2.954	16:57:49.367
11	1:38.212	+2.777	16:59:27.579

Lap	Lap Tm	Diff	Time of Day
(370) CAMPS FAURIA, XAVIER			
1	1:36.614	+0.359	16:43:13.685
2	1:37.297	+1.042	16:44:50.982
3	1:37.612	+1.357	16:46:28.594
4	1:37.863	+1.608	16:48:06.457
5	1:38.267	+2.012	16:49:44.724
6	1:37.093	+0.838	16:51:21.817
7	1:36.255		16:52:58.072
8	1:39.363	+3.108	16:54:37.435
9	1:38.160	+1.905	16:56:15.595
10	1:37.258	+1.003	16:57:52.853
11	1:36.905	+0.650	16:59:29.758

Lap	Lap Tm	Diff	Time of Day
(6) PIERA GABERNET, BIEL			

Lap	Lap Tm	Diff	Time of Day
1	1:36.908	+0.123	16:43:12.425
2	1:37.846	+1.061	16:44:50.271
3	1:38.533	+1.748	16:46:28.804
4	1:38.406	+1.621	16:48:07.210
5	1:39.645	+2.860	16:49:46.855
6	1:37.098	+0.313	16:51:23.953
7	1:36.785		16:53:00.738
8	1:38.237	+1.452	16:54:38.975
9	1:39.436	+2.651	16:56:18.411
10	1:39.602	+2.817	16:57:58.013

Lap	Lap Tm	Diff	Time of Day
(126) SALAS PEREZ, PAU			
1	1:40.147	+2.373	16:43:11.356
2	1:38.182	+0.408	16:44:49.538
3	1:38.593	+0.819	16:46:28.131
4	1:37.774		16:48:05.905
5	1:40.514	+2.740	16:49:46.419
6	1:39.777	+2.003	16:51:26.196
7	1:40.532	+2.758	16:53:06.728
8	1:39.521	+1.747	16:54:46.249
9	1:40.338	+2.564	16:56:26.587
10	1:41.772	+3.998	16:58:08.359

Lap	Lap Tm	Diff	Time of Day
(215) CALVO VILALTA, MARC			
1	1:37.692	+1.043	16:43:11.857
2	1:36.649		16:44:48.506
3	1:37.162	+0.513	16:46:25.668
4	1:37.548	+0.899	16:48:03.216
5	1:52.359	+15.710	16:49:55.575
6	1:38.848	+2.199	16:51:34.423
7	1:38.647	+1.998	16:53:13.070
8	1:39.398	+2.749	16:54:52.468
9	1:40.462	+3.813	16:56:32.930
10	1:38.809	+2.160	16:58:11.739

Lap	Lap Tm	Diff	Time of Day
(50) GORGORI CURULL, JOAN			
1	1:40.481	+0.126	16:43:21.674
2	1:40.628	+0.273	16:45:02.302
3	1:44.720	+4.365	16:46:47.022
4	1:42.187	+1.832	16:48:29.209
5	1:40.355		16:50:09.564
6	1:40.419	+0.064	16:51:49.983
7	1:40.666	+0.311	16:53:30.649
8	1:41.619	+1.264	16:55:12.268
9	1:41.209	+0.854	16:56:53.477
10	1:42.639	+2.284	16:58:36.116

Lap	Lap Tm	Diff	Time of Day
(16) ROSELL USO, JOAN			
1	1:40.508	+0.718	16:43:20.313
2	1:39.790		16:45:00.103
3	1:41.096	+1.306	16:46:41.199
4	1:42.078	+2.288	16:48:23.277
5	1:42.631	+2.841	16:50:05.908
6	1:42.125	+2.335	16:51:48.033
7	1:40.802	+1.012	16:53:28.835
8	1:43.853	+4.063	16:55:12.688
9	1:43.204	+3.414	16:56:55.892
10	1:41.899	+2.109	16:58:37.791

Lap	Lap Tm	Diff	Time of Day
(25) GILI MERIN, GUILLEM			
1	1:37.466	+0.297	16:43:48.500
2	1:37.169		16:45:25.669
3	1:37.952	+0.783	16:47:03.621
4	1:38.196	+1.027	16:48:41.817
5	1:38.236	+1.067	16:50:20.053
6	1:40.098	+2.929	16:52:00.151



Campionat de Catalunya MX - Vallgorguina

MX 85

Motor Parc Vallgorguina 2,000 km

Carrera 1

20/05/2018 16:25

Cursa (15:00 i 2 Voltes) started at 16:39:50

Lap	Lap Tm	Diff	Time of Day
7	1:39.920	+2.751	16:53:40.071
8	1:42.009	+4.840	16:55:22.080
9	1:38.908	+1.739	16:57:00.988
10	1:39.388	+2.219	16:58:40.376

(104) CEÑA GARRIDO, PABLO

Lap	Lap Tm	Diff	Time of Day
1	1:33.059	+1.307	16:42:59.709
2	1:33.115	+1.363	16:44:32.824
3	1:34.230	+2.478	16:46:07.054
4	1:31.752		16:47:38.806
5	1:33.384	+1.632	16:49:12.190
6	1:32.526	+0.774	16:50:44.716
7	1:32.082	+0.330	16:52:16.798
8	2:17.634	+45.882	16:54:34.432
9	2:09.070	+37.318	16:56:43.502
10	2:14.959	+43.207	16:58:58.461

(585) GELABERT WASSHOLM, TOMEU

Lap	Lap Tm	Diff	Time of Day
1	1:42.352	+0.085	16:43:28.144
2	1:42.267		16:45:10.411
3	1:44.039	+1.772	16:46:54.450
4	1:43.214	+0.947	16:48:37.664
5	1:46.428	+4.161	16:50:24.092
6	1:46.656	+4.389	16:52:10.748
7	1:42.795	+0.528	16:53:53.543
8	1:44.156	+1.889	16:55:37.699
9	1:45.208	+2.941	16:57:22.907
10	1:43.615	+1.348	16:59:06.522

(517) SOLER AREVALO, ARNAU

Lap	Lap Tm	Diff	Time of Day
1	1:46.260	+3.144	16:43:31.255
2	1:45.219	+2.103	16:45:16.474
3	1:43.756	+0.640	16:47:00.230
4	1:45.195	+2.079	16:48:45.425
5	1:46.322	+3.206	16:50:31.747
6	1:44.617	+1.501	16:52:16.364
7	1:44.485	+1.369	16:54:00.849
8	1:44.463	+1.347	16:55:45.312
9	1:43.116		16:57:28.428
10	1:43.371	+0.255	16:59:11.799

(58) PLAIXENS JUBERO, SALVADOR

Lap	Lap Tm	Diff	Time of Day
1	1:46.572	+2.394	16:43:34.079
2	1:44.774	+0.596	16:45:18.853
3	1:45.369	+1.191	16:47:04.222
4	1:44.853	+0.675	16:48:49.075
5	1:45.228	+1.050	16:50:34.303
6	1:47.006	+2.828	16:52:21.309
7	1:47.116	+2.938	16:54:08.425
8	1:47.420	+3.242	16:55:55.845
9	1:45.177	+0.999	16:57:41.022
10	1:44.178		16:59:25.200

(141) MOLAS ROCA, ANIOL

Lap	Lap Tm	Diff	Time of Day
1	1:45.567	+1.185	16:43:35.282
2	1:44.785	+0.403	16:45:20.067
3	1:45.266	+0.884	16:47:05.333
4	1:44.644	+0.262	16:48:49.977
5	1:45.716	+1.334	16:50:35.693
6	1:44.943	+0.561	16:52:20.636
7	1:44.837	+0.455	16:54:05.473
8	1:45.206	+0.824	16:55:50.679
9	1:51.058	+6.676	16:57:41.737
10	1:44.382		16:59:26.119

(80) BAGE, ASHTON LEIGHTON

Lap	Lap Tm	Diff	Time of Day
1	1:47.067	+9.487	16:43:51.100
2	2:20.006	+42.426	16:46:11.106
3	1:38.199	+0.619	16:47:49.305
4	1:39.139	+1.559	16:49:28.444
5	1:37.580		16:51:06.024
6	1:39.554	+1.974	16:52:45.578
7	1:40.638	+3.058	16:54:26.216
8	1:38.877	+1.297	16:56:05.093
9	1:38.489	+0.909	16:57:43.582
10	1:43.053	+5.473	16:59:26.635

(114) MOLINA GIBELLO, ELOY

Lap	Lap Tm	Diff	Time of Day
1	1:48.202	+3.896	16:43:37.235
2	1:44.621	+0.315	16:45:21.856
3	1:45.854	+1.548	16:47:07.710
4	1:46.086	+1.780	16:48:53.796
5	1:45.075	+0.769	16:50:38.871
6	1:46.543	+2.237	16:52:25.414
7	1:45.625	+1.319	16:54:11.039
8	1:46.935	+2.629	16:55:57.974
9	1:44.306		16:57:42.280
10	1:44.835	+0.529	16:59:27.115

(61) RAMIS NOGUERA, PAU

Lap	Lap Tm	Diff	Time of Day
1	1:48.418	+0.984	16:43:43.079
2	1:47.693	+0.259	16:45:30.772
3	1:47.443	+0.009	16:47:18.215
4	1:49.507	+2.073	16:49:07.722
5	1:50.787	+3.353	16:50:58.509
6	1:49.818	+2.384	16:52:48.327
7	1:47.612	+0.178	16:54:35.939
8	1:48.967	+1.533	16:56:24.906
9	1:47.434		16:58:12.340

(29) GAYA CASTAÑE, GUILLEM

Lap	Lap Tm	Diff	Time of Day
1	1:53.026	+4.962	16:43:46.223
2	1:48.989	+0.925	16:45:35.212
3	1:50.230	+2.166	16:47:25.442
4	1:49.099	+1.035	16:49:14.541
5	1:49.288	+1.224	16:51:03.829
6	1:49.672	+1.608	16:52:53.501
7	1:49.340	+1.276	16:54:42.841
8	1:48.064		16:56:30.905
9	1:48.729	+0.665	16:58:19.634

(88) GARCIA MORENO, RUBEN

Lap	Lap Tm	Diff	Time of Day
1	1:49.482	+1.536	16:43:45.217
2	1:47.946		16:45:33.163
3	1:48.662	+0.716	16:47:21.825
4	1:51.337	+3.391	16:49:13.162
5	1:49.501	+1.555	16:51:02.663
6	1:50.091	+2.145	16:52:52.754
7	1:50.701	+2.755	16:54:43.455
8	1:50.651	+2.705	16:56:34.106
9	1:52.054	+4.108	16:58:26.160

(654) PEREZ DANIEL, JOSE JUAN

Lap	Lap Tm	Diff	Time of Day
1	1:39.379		16:43:18.576
2	1:40.831	+1.452	16:44:59.407
3	2:18.970	+39.591	16:47:18.377
4	1:43.132	+3.753	16:49:01.509
5	1:42.961	+3.582	16:50:44.470
6	1:44.328	+4.949	16:52:28.798
7	1:45.692	+6.313	16:54:14.490
8	2:26.214	+46.835	16:56:40.704
9	1:53.111	+13.732	16:58:33.815

Lap	Lap Tm	Diff	Time of Day
(7) RAMOS MUNTAL, ADAM			
1	1:49.426	+0.941	16:43:58.748
2	1:48.485		16:45:47.233
3	1:53.279	+4.794	16:47:40.512
4	1:51.017	+2.532	16:49:31.529
5	1:49.311	+0.826	16:51:20.840
6	1:50.948	+2.463	16:53:11.788
7	1:51.582	+3.097	16:55:03.370
8	1:52.476	+3.991	16:56:55.846
9	1:52.504	+4.019	16:58:48.350

(26) MATAMOROS JANSÀ, IVAN

Lap	Lap Tm	Diff	Time of Day
1	1:49.877	+1.061	16:44:09.220
2	1:49.845	+1.029	16:45:59.065
3	1:52.184	+3.368	16:47:51.249
4	1:52.618	+3.802	16:49:43.867
5	1:48.816		16:51:32.683
6	1:51.569	+2.753	16:53:24.252
7	1:53.623	+4.807	16:55:17.875
8	1:52.695	+3.879	16:57:10.570
9	1:51.463	+2.647	16:59:02.033

(393) GUECHE BEL, CRISTIAN

Lap	Lap Tm	Diff	Time of Day
1	1:41.586		16:43:47.580
2	2:00.181	+18.595	16:45:47.761
3	1:42.094	+0.508	16:47:29.855
4	2:28.241	+46.655	16:49:58.096
5	1:50.873	+9.287	16:51:48.969
6	1:47.448	+5.862	16:53:36.417
7	1:49.678	+8.092	16:55:26.095
8	1:50.670	+9.084	16:57:16.765
9	1:48.781	+7.195	16:59:05.546

(105) ARUMI TERRADELLAS, DALMAU

Lap	Lap Tm	Diff	Time of Day
1	1:55.859	+0.713	16:43:55.835
2	1:55.146		16:45:50.981
3	1:56.571	+1.425	16:47:47.552
4	1:55.375	+0.229	16:49:42.927
5	2:24.878	+29.732	16:52:07.805
6	1:59.026	+3.880	16:54:06.831
7	1:56.367	+1.221	16:56:03.198
8	1:56.868	+1.722	16:58:00.066

(14) BERGAS FEMENIAS, TOMEU

Lap	Lap Tm	Diff	Time of Day
1	2:04.753	+4.810	16:44:13.727
2	2:02.636	+2.693	16:46:16.363
3	2:02.513	+2.570	16:48:18.876
4	1:59.943		16:50:18.819
5	2:01.101	+1.158	16:52:19.920
6	2:01.789	+1.846	16:54:21.709
7	2:02.781	+2.838	16:56:24.490
8	2:06.172	+6.229	16:58:30.662

(999) MURIA ESPINOSA, PEP

Lap	Lap Tm	Diff	Time of Day
1	2:02.899	+1.881	16:44:23.117
2	2:04.515	+3.497	16:46:27.632
3	2:03.639	+2.621	16:48:31.271
4	2:03.107	+2.089	16:50:34.378
5	2:04.556	+3.538	16:52:38.934
6	2:03.438	+2.420	16:54:42.372
7	2:04.273	+3.255	16:56:46.645
8	2:01.018		16:58:47.663

(44) PEREZ TORRES, JOEL

Lap	Lap Tm	Diff	Time of Day
1	2:04.900	+4.575	16:44:46.051



Campionat de Catalunya MX - Vallgorguina

MX 85 Motor Parc Vallgorguina 2,000 km

Carrera 1 20/05/2018 16:25

Cursa (15:00 i 2 Voltes) started at 16:39:50

Lap	Lap Tm	Diff	Time of Day
2	2:04.077	+3.752	16:46:50.128
3	2:01.093	+0.768	16:48:51.221
4	2:03.855	+3.530	16:50:55.076
5	2:03.519	+3.194	16:52:58.595
6	2:02.233	+1.908	16:55:00.828
7	2:04.884	+4.559	16:57:05.712
8	2:00.325		16:59:06.037

(65) CARNE RODRIGUEZ, JOSEP

Lap	Lap Tm	Diff	Time of Day
1	1:44.235	+3.248	16:43:35.901
2	1:42.391	+1.404	16:45:18.292
3	1:40.987		16:46:59.279
4	1:41.388	+0.401	16:48:40.667
5	1:44.642	+3.655	16:50:25.309
6	1:43.525	+2.538	16:52:08.834
7	1:42.624	+1.637	16:53:51.458

Lap Lap Tm Diff Time of Day

Lap Lap Tm Diff Time of Day



20 de maig de 2018 - Circuit de Vallgorguina

Campionat de Catalunya MX - Vallgorguina

classificat per voltes

MX 85

Motor Parc Vallgorguina 2,000 km

Carrera 2

20/05/2018 18:40

Cursa (15:00 i 2 Voltes) started at 18:54:45

Pos.	Núm.	Nom	Voltes	Total Ts	Dif	Millor Tm	Moto	Club	classe	Punts
1	373	CANET ARDEVOL, EDGAR	11	18:18.014		1:29.628	KTM	Mc. Polea SX	MX 85	25
2	33	AGUILO AZORIN, UNAI	11	18:22.338	4.324	1:30.013	SIN MARCA	Mc. Segre	MX 85	20
3	312	FERRE PLA, FERRAN	11	18:23.472	5.458	1:30.341	HUSQVARNA	Mc Amposta	MX 85	25
4	15	GARCIA PLANAS, ARNAU	11	18:44.080	26.066	1:30.418	SIN MARCA	Mc. Segre	MX 85	20
5	207	MARTI CALLEJA, ALEIX	11	18:58.738	40.724	1:33.726	TM	Mc. Segre	MX 85	16
6	8	DOMINGUEZ OLIVA, YAGO	11	19:03.687	45.673	1:33.095	HUSQVARNA	MC 3 Turons	MX 85	13
7	71	PABLO ARANDA, MARC	11	19:15.627	57.613	1:34.393	SIN MARCA	Mc. Segre	MX 85	11
8	104	CEÑA GARRIDO, PABLO	11	19:17.679	59.665	1:34.188	SIN MARCA	Mc. Segre	MX 85	10
9	225	BARCELO SALVA, TOMEU	11	19:48.014	1:30.000	1:35.658	KTM	Cm. Porrerenc	MX 85	9
10	80	BAGE , ASHTON LEIGHTON	10	18:19.330	1 Volta	1:38.538	HUSQVARNA	Mc. Menorca	MX 85	16
11	370	CAMPS FAURIA, XAVIER	10	18:20.072	1 Volta	1:37.652	HUSQVARNA	MC Alpicat	MX 85	8
12	215	CALVO VILALTA, MARC	10	18:20.845	1 Volta	1:38.443	KTM	Mc. Segre	MX 85	13
13	6	PIERA GABERNET, BIEL	10	18:21.352	1 Volta	1:37.839	SIN MARCA	Mc. Segre	MX 85	7
14	25	GILI MERIN, GUILLEM	10	18:34.959	1 Volta	1:36.455	SIN MARCA	Am Vidreres	MX 85	6
15	126	SALAS PEREZ, PAU	10	18:41.731	1 Volta	1:40.703	KAWASAKI	Mc. Calvia	MX 85	5
16	16	ROSELL USO, JOAN	10	18:57.894	1 Volta	1:40.635	KAWASAKI	MC C.Taulé	MX 85	11
17	50	GORGORI CURULL, JOAN	10	19:03.325	1 Volta	1:40.701	KTM	CEM Constantí	MX 85	4
18	517	SOLER AREVALO, ARNAU	10	19:14.548	1 Volta	1:42.936	KTM	Mc. Segre	MX 85	3
19	654	PEREZ DANIEL, JOSE JUAN	10	19:15.525	1 Volta	1:40.788	KTM	Cm. Porrerenc	MX 85	10
20	393	GUECHE BEL, CRISTIAN	10	19:17.883	1 Volta	1:43.059	SIN MARCA	Mc Amposta	MX 85	9
21	585	GELABERT WASSHOLM, TOMEU	10	19:19.911	1 Volta	1:42.569	KTM	100 Emocions E	MX 85	2
22	141	MOLAS ROCA, ANIOL	10	19:30.722	1 Volta	1:43.465	SIN MARCA	Mc Tona	MX 85	1
23	58	PLAIXENS JUBERO, SALVADOR	10	19:45.466	1 Volta	1:45.015	YAMAHA	Amv Torroella	MX 85	1
24	114	MOLINA GIBELLO, ELOY	10	19:53.347	1 Volta	1:45.833	KAWASAKI	Moto Club Sin L	MX 85	1
25	61	RAMIS NOGUERA, PAU	10	20:04.898	1 Volta	1:46.065	KTM	Esc. l'Ofre	MX 85	1
26	7	RAMOS MUNTAL, ADAM	10	20:05.679	1 Volta	1:46.457	SIN MARCA	Em Castellbisba	MX 85	1
27	29	GAYA CASTAÑE, GUILLEM	9	18:29.744	2 Voltes	1:48.604	SIN MARCA	Mc. Segre	MX 85	1
28	88	GARCIA MORENO, RUBEN	9	18:52.041	2 Voltes	1:51.012	KAWASAKI	Adaim Racing T	MX 85	1
29	26	MATAMOROS JANSÀ, IVAN	9	19:19.996	2 Voltes	1:50.068	KTM	Mc Constantí	MX 85	1
30	105	ARUMI TERRADELLAS, DALMAU	9	19:28.157	2 Voltes	1:53.546	KTM	Mc Tona	MX 85	1
31	44	PEREZ TORRES, JOEL	9	20:13.188	2 Voltes	1:57.643	SIN MARCA	Mc. Pirineu	MX 85	8
32	14	BERGAS FEMENIAS, TOMEU	8	19:42.121	3 Voltes	2:07.481			MX 85	1

No classificat

NT	43	PEREZ GIMENEZ, MARC	3	6:56.355	NT	1:38.228	KTM	Mc St.Celoni	MX 85	0
NT	999	MURIA ESPINOSA, PEP	2	6:05.360	NT	1:57.646	SIN MARCA	Mc. Pirineu	MX 85	0

Marge de victòria	Velocitat mitja	Millor temps de volta	Millor vel.	Millor volta per
4.324	72,130	1:29.628	80,332	373 - CANET ARDEVOL, EDGAR


Cap de cronometratge / Director de Cursa / President del Jurat

Orbits

20 de maig de 2018 - Circuit de Vallgorguina

Campionat de Catalunya MX - Vallgorguina

classificat per voltes

MX 85	Motor Parc Vallgorguina 2,000 km								
Carrera 2				20/05/2018 18:40					
Cursa (15:00 i 2 Voltes) started at 18:54:45									

Pos.	Núm.	Nom	Voltes	Total Ts	Dif	Millor Tm	Moto	Club	classe	Punts
MX 85 Cadet										
1	312	FERRE PLA, FERRAN	11	18:23.472		1:30.341	HUSQVARNA	Mc Amposta	MX 85	25
2	15	GARCIA PLANAS, ARNAU	11	18:44.080	20.608	1:30.418	SIN MARCA	Mc. Segre	MX 85	20
3	80	BAGE , ASHTON LEIGHTON	10	18:19.330	1 Volta	1:38.538	HUSQVARNA	Mc. Menorca	MX 85	16
4	215	CALVO VILALTA, MARC	10	18:20.845	1 Volta	1:38.443	KTM	Mc. Segre	MX 85	13
5	16	ROSELL USO, JOAN	10	18:57.894	1 Volta	1:40.635	KAWASAKI	MC C.Taulé	MX 85	11
6	654	PEREZ DANIEL, JOSE JUAN	10	19:15.525	1 Volta	1:40.788	KTM	Cm. Porrerenc	MX 85	10
7	393	GUECHE BEL, CRISTIAN	10	19:17.883	1 Volta	1:43.059	SIN MARCA	Mc Amposta	MX 85	9
8	44	PEREZ TORRES, JOEL	9	20:13.188	2 Voltes	1:57.643	SIN MARCA	Mc. Pirineu	MX 85	8

No classificat

NT	999	MURIA ESPINOSA, PEP	2	6:05.360	NT	1:57.646	SIN MARCA	Mc. Pirineu	MX 85	0
-----------	-----	---------------------	---	----------	----	----------	-----------	-------------	-------	---

MX 85 Juvenil

1	373	CANET ARDEVOL, EDGAR	11	18:18.014		1:29.628	KTM	Mc. Polea SX	MX 85	25
2	33	AGUILO AZORIN, UNAI	11	18:22.338	4.324	1:30.013	SIN MARCA	Mc. Segre	MX 85	20
3	207	MARTI CALLEJA, ALEIX	11	18:58.738	40.724	1:33.726	TM	Mc. Segre	MX 85	16
4	8	DOMINGUEZ OLIVA, YAGO	11	19:03.687	45.673	1:33.095	HUSQVARNA	MC 3 Turons	MX 85	13
5	71	PABLO ARANDA, MARC	11	19:15.627	57.613	1:34.393	SIN MARCA	Mc. Segre	MX 85	11
6	104	CEÑA GARRIDO, PABLO	11	19:17.679	59.665	1:34.188	SIN MARCA	Mc. Segre	MX 85	10
7	225	BARCELO SALVA, TOMEU	11	19:48.014	1:30.000	1:35.658	KTM	Cm. Porrerenc	MX 85	9
8	370	CAMPS FAURIA, XAVIER	10	18:20.072	1 Volta	1:37.652	HUSQVARNA	MC Alpocat	MX 85	8
9	6	PIERA GABERNET, BIEL	10	18:21.352	1 Volta	1:37.839	SIN MARCA	Mc. Segre	MX 85	7
10	25	GILI MERIN, GUILLEM	10	18:34.959	1 Volta	1:36.455	SIN MARCA	Am Vidreres	MX 85	6
11	126	SALAS PEREZ, PAU	10	18:41.731	1 Volta	1:40.703	KAWASAKI	Mc. Calvia	MX 85	5
12	50	GORGORI CURULL, JOAN	10	19:03.325	1 Volta	1:40.701	KTM	CEM Constantí	MX 85	4
13	517	SOLER AREVALO, ARNAU	10	19:14.548	1 Volta	1:42.936	KTM	Mc. Segre	MX 85	3
14	585	GELABERT WASSHOLM, TOMEU	10	19:19.911	1 Volta	1:42.569	KTM	100 Emocions E	MX 85	2
15	141	MOLAS ROCA, ANIOL	10	19:30.722	1 Volta	1:43.465	SIN MARCA	Mc Tona	MX 85	1
16	58	PLAIXENS JUBERO, SALVADOR	10	19:45.466	1 Volta	1:45.015	YAMAHA	Amv Torroella	MX 85	1
17	114	MOLINA GIBELLO, ELOY	10	19:53.347	1 Volta	1:45.833	KAWASAKI	Moto Club Sin L	MX 85	1
18	61	RAMIS NOGUERA, PAU	10	20:04.898	1 Volta	1:46.065	KTM	Esc. l'Ofre	MX 85	1
19	7	RAMOS MUNTAL, ADAM	10	20:05.679	1 Volta	1:46.457	SIN MARCA	Em Castellbisba	MX 85	1
20	29	GAYA CASTAÑE, GUILLEM	9	18:29.744	2 Voltes	1:48.604	SIN MARCA	Mc. Segre	MX 85	1
21	88	GARCIA MORENO, RUBEN	9	18:52.041	2 Voltes	1:51.012	KAWASAKI	Adaim Racing T	MX 85	1
22	26	MATAMOROS JANSA, IVAN	9	19:19.996	2 Voltes	1:50.068	KTM	Mc Constantí	MX 85	1
23	105	ARUMI TERRADELLAS, DALMAU	9	19:28.157	2 Voltes	1:53.546	KTM	Mc Tona	MX 85	1
24	14	BERGAS FEMENIAS, TOMEU	8	19:42.121	3 Voltes	2:07.481			MX 85	1

No classificat

NT	43	PEREZ GIMENEZ, MARC	3	6:56.355	NT	1:38.228	KTM	Mc St.Celoni	MX 85	0
-----------	----	---------------------	---	----------	----	----------	-----	--------------	-------	---

Marge de victòria	Velocitat mitja	Millor temps de volta	Millor vel.	Millor volta per
4.324	72,130	1:29.628	80,332	373 - CANET ARDEVOL, EDGAR

Cap de cronometratge / Director de Cursa / President del Jurat Orbits

20 de maig de 2018 - Circuit de Vallgorguina

Campionat de Catalunya MX - Vallgorguina

Volta a volta


MX 85

Motor Parc Vallgorguina 2,000 km

Carrera 2

20/05/2018 18:40

Cursa (15:00 i 2 Voltes) started at 18:54:45



Competidors	Voltes												
	0	1	2	3	4	5	6	7	8	9	10	11	
CANET ARDEVOL, EDGAR (373)	1	373	373	373	373	373	373	373	373	373	373	373	373
FERRE PLA, FERRAN (312)	2	312	312	33	33	33	33	33	33	33	33	33	33
MARTI CALLEJA, ALEIX (207)	3	207	33	312	312	312	312	312	312	312	312	312	312
AGUILO AZORIN, UNAI (33)	4	33	207	15	15	15	15	15	15	15	15	15	15
CEÑA GARRIDO, PABLO (104)	5	104	15	207	207	207	207	207	207	207	207	207	207
GARCIA PLANAS, ARNAU (15)	6	15	104	104	104	8	8	8	8	8	8	8	8
BARCELO SALVA, TOMEU (225)	7	225	71	71	71	71	71	71	71	71	71	71	71
PABLO ARANDA, MARC (71)	8	71	8	8	8	225	104	104	104	104	104	104	104
DOMINGUEZ OLIVA, YAGO (8)	9	8	225	225	225	104	225	225	225	225	225	225	225
BAGE, ASHTON LEIGHTON (80)	10	80	80	80	80	80	80	80	80	80	215	80	
SALAS PEREZ, PAU (126)	11	126	43	43	215	215	215	215	215	215	80	370	
PEREZ GIMENEZ, MARC (43)	12	43	126	215	370	370	370	370	370	370	370	215	
CALVO VILALTA, MARC (215)	13	215	215	126	6	6	6	6	6	6	6	6	
CAMPS FAURIA, XAVIER (370)	14	370	370	370	126	126	126	126	126	126	25	25	
PIERA GABERNET, BIEL (6)	15	6	6	6	16	25	25	25	25	25	126	126	
GUECHE BEL, CRISTIAN (393)	16	393	25	25	43	16	654	654	16	16	16	16	
ROSELL USO, JOAN (16)	17	16	16	16	654	654	16	16	654	50	50	50	
PEREZ DANIEL, JOSE JUAN (654)	18	654	393	654	25	393	517	517	50	654	654	517	
GILI MERIN, GUILLEM (25)	19	25	654	393	393	517	393	393	517	517	517	654	
SOLER AREVALO, ARNAU (517)	20	517	517	517	517	50	50	50	393	393	393	393	
MOLAS ROCA, ANIOL (141)	21	141	141	141	141	141	141	141	585	585	585	585	
MOLINA GIBELLO, ELOY (114)	22	114	585	585	585	585	585	585	141	141	141	141	
PLAIXENS JUBERO, SALVADOR (58)	23	58	50	50	50	58	58	58	58	58	58	58	
GELABERT WASSHOLM, TOMEU (585)	24	585	58	58	58	114	114	114	114	114	114	114	
RAMIS NOGUERA, PAU (61)	25	61	114	114	114	61	61	61	61	61	61	61	
GORGORI CURULL, JOAN (50)	26	50	61	7	7	7	7	7	7	7	7	7	
GAYA CASTAÑE, GUILLEM (29)	27	29	7	61	61	29	29	29	29	29	29	29	
RAMOS MUNTAL, ADAM (7)	28	7	29	29	29	88	88	88	88	88	88	88	
GARCIA MORENO, RUBEN (88)	29	88	88	88	88	26	26	26	26	26	26	26	
MURIA ESPINOSA, PEP (999)	30	999	26	26	26	105	105	105	105	105	105	105	
MATAMOROS JANSA, IVAN (26)	31	26	999	105	105	44	44	44	44	44	44	44	
ARUMI TERRADELLAS, DALMAU (105)	32	105	105	999	44	14	14	14	14	14	14	14	
PEREZ TORRES, JOEL (44)	33	44	44	44	14								
BERGAS FEMENIAS, TOMEU (14)	34	14	14	14									



20 de maig de 2018 - Circuit de Vallgorguina

Campionat de Catalunya MX - Vallgorguina

Ordenat per la volta més ràpida

MX 85

Motor Parc Vallgorguina 2,000 km

Entrenaments Qualificatius

20/05/2018 14:30

Classificació (25:00 Temps) started at 14:39:27

Pos.	Núm.	Nom	Millor Tm	Dif	En volta	Club	classe
1	33	AGUILO AZORIN, UNAI	1:29.627		7	Mc. Segre	MX 85 Juvenil
2	373	CANET ARDEVOL, EDGAR	1:30.815	1.188	8	Mc. Polea SX	MX 85 Juvenil
3	312	FERRE PLA, FERRAN	1:31.700	2.073	13	Mc Amposta	MX 85 Cadet
4	15	GARCIA PLANAS, ARNAU	1:31.828	2.201	12	Mc. Segre	MX 85 Cadet
5	104	CEÑA GARRIDO, PABLO	1:33.832	4.205	5	Mc. Segre	MX 85 Juvenil
6	8	DOMINGUEZ OLIVA, YAGO	1:34.124	4.497	4	MC 3 Turons	MX 85 Juvenil
7	207	MARTI CALLEJA, ALEIX	1:34.427	4.800	4	Mc. Segre	MX 85 Juvenil
8	71	PABLO ARANDA, MARC	1:35.020	5.393	5	Mc. Segre	MX 85 Juvenil
9	6	PIERA GABERNET, BIEL	1:36.563	6.936	8	Mc. Segre	MX 85 Juvenil
10	370	CAMPS FAURIA, XAVIER	1:37.000	7.373	4	MC Alpicat	MX 85 Juvenil
11	80	BAGE , ASHTON LEIGHTON	1:37.578	7.951	7	Mc. Menorca	MX 85 Cadet
12	215	CALVO VILALTA, MARC	1:38.677	9.050	9	Mc. Segre	MX 85 Cadet
13	25	GILI MERIN, GUILLEM	1:38.851	9.224	7	Am Vidreres	MX 85 Juvenil
14	43	PEREZ GIMENEZ, MARC	1:39.783	10.156	9	Mc St.Celoni	MX 85 Juvenil
15	126	SALAS PEREZ, PAU	1:40.018	10.391	3	Mc. Calvia	MX 85 Juvenil
16	50	GORGORI CURULL, JOAN	1:42.152	12.525	8	CEM Constantí	MX 85 Juvenil
17	225	BARCELO SALVA, TOMEU	1:42.894	13.267	3	Cm. Porrerenc	MX 85 Juvenil
18	585	GELABERT WASSHOLM, TOMEU	1:43.496	13.869	6	100 Emocions Esport Club	MX 85 Juvenil
19	141	MOLAS ROCA, ANIOL	1:43.578	13.951	6	Mc Tona	MX 85 Juvenil
20	654	PEREZ DANIEL, JOSE JUAN	1:43.990	14.363	3	Cm. Porrerenc	MX 85 Cadet
21	65	CARNE RODRIGUEZ, JOSEP	1:44.257	14.630	6	MC C.Taulé	MX 85 Juvenil
22	393	GUECHE BEL, CRISTIAN	1:44.935	15.308	7	Mc Amposta	MX 85 Cadet
23	16	ROSELL USO, JOAN	1:45.540	15.913	1	MC C.Taulé	MX 85 Cadet
24	517	SOLER AREVALO, ARNAU	1:45.960	16.333	4	Mc. Segre	MX 85 Juvenil
25	61	RAMIS NOGUERA, PAU	1:48.045	18.418	10	Esc. l'Ofre	MX 85 Juvenil
26	88	GARCIA MORENO, RUBEN	1:48.380	18.753	10	Adaim Racing Team	MX 85 Juvenil
27	58	PLAIXENS JUBERO, SALVADOR	1:49.718	20.091	11	Amv Torroella	MX 85 Juvenil
28	26	MATAMOROS JANSA, IVAN	1:49.726	20.099	3	Mc Constantí	MX 85 Juvenil
29	114	MOLINA GIBELLO, ELOY	1:51.993	22.366	6	Moto Club Sin Limites	MX 85 Juvenil
30	7	RAMOS MUNTAL, ADAM	1:52.875	23.248	4	Em Castellbisbal	MX 85 Juvenil
31	29	GAYA CASTAÑE, GUILLEM	1:53.216	23.589	6	Mc. Segre	MX 85 Juvenil
32	105	ARUMI TERRADELLAS, DALMAU	1:58.257	28.630	6	Mc Tona	MX 85 Juvenil
33	14	BERGAS FEMENIAS, TOMEU	2:04.126	34.499	7		MX 85 Juvenil
34	44	PEREZ TORRES, JOEL	2:06.625	36.998	5	Mc. Pirineu	MX 85 Cadet
35	999	MURIA ESPINOSA, PEP	2:09.966	40.339	9	Mc. Pirineu	MX 85 Cadet



Campionat de Catalunya MX - Vallgorguina

MX 85

Motor Parc Vallgorguina 2,000 km

Entrenaments Qualificatius

20/05/2018 14:30

Classificació (25:00 Temps) started at 14:39:27

Lap	Lap Tm	Diff	Time of Day
4	2:00.353	+7.137	14:54:39.775
5	1:53.818	+0.602	14:56:33.593
6	1:53.216		14:58:26.809
7	1:54.277	+1.061	15:00:21.086
8	1:55.322	+2.106	15:02:16.408
9	1:56.813	+3.597	15:04:13.221
10	1:54.821	+1.605	15:06:08.042

(105) ARUMI TERRADELLAS, DALMAU

1	2:07.258	+9.001	14:54:41.383
2	2:00.451	+2.194	14:56:41.834
3	1:59.516	+1.259	14:58:41.350
4	2:01.383	+3.126	15:00:42.733
5	2:00.314	+2.057	15:02:43.047
6	1:58.257		15:04:41.304

(14) BERGAS FEMENIAS, TOMEU

1	2:17.006	+12.880	14:45:32.455
2	2:09.182	+5.056	14:47:41.637
3	2:08.474	+4.348	14:49:50.111
4	2:08.598	+4.472	14:51:58.709
5	2:04.453	+0.327	14:54:03.162
6	2:04.461	+0.335	14:56:07.623
7	2:04.126		14:58:11.749
8	2:06.316	+2.190	15:00:18.065
9	2:38.781	+34.655	15:02:56.846
10	2:05.493	+1.367	15:05:02.339

(44) PEREZ TORRES, JOEL

1	2:19.797	+13.172	14:45:30.657
2	2:09.641	+3.016	14:47:40.298
3	2:08.213	+1.588	14:49:48.511
4	2:12.079	+5.454	14:52:00.590
5	2:06.625		14:54:07.215
6	2:07.949	+1.324	14:56:15.164
7	2:55.114	+48.489	14:59:10.278
8	2:42.529	+35.904	15:01:52.807
9	2:09.591	+2.966	15:04:02.398

(999) MURIA ESPINOSA, PEP

1	2:56.347	+46.381	14:46:03.944
2	2:18.255	+8.289	14:48:22.199
3	2:20.115	+10.149	14:50:42.314
4	2:16.482	+6.516	14:52:58.796
5	2:18.185	+8.219	14:55:16.981
6	2:14.161	+4.195	14:57:31.142
7	2:15.160	+5.194	14:59:46.302
8	2:11.956	+1.990	15:01:58.258
9	2:09.966		15:04:08.224
10	2:12.637	+2.671	15:06:20.861

Lap Lap Tm Diff Time of Day

Lap Lap Tm Diff Time of Day




20 de maig de 2018 - Circuit de Vallgorguina

Campionat de Catalunya MX - Vallgorguina

MX 65

Motor Parc Vallgorguina 2,000 km

Classificació Final



Pos.	Núm.	Nom	Llicència	Club	R1.	R2.	Total Punts
1	37	MIRO RODRIGUEZ, BRUNO	137429-T	Mc Salomo	25	25	50
2	351	PRAT SENDRA, CARLOS	136959-L	Mc. Segre	20	20	40
3	199	SAMPER GEA, UNAI	136874-B	Mc Sitges	10	16	26
4	94	LOPEZ LLAGOSTERA, ALEX	137172-B	Mc VDB	16	9	25
5	243	ROJAS VIÑAS, NIL	137007-GI	MC Llivia	11	13	24
6	88	IZAGUIRRE PINTO, DAVID	220702-M	Independiente	13	11	24
7	28	HOMS LAMAS, MARTI	137117-B	Mc. Riuprimer Gas i Rocs	9	10	19
8	121	GARDOY COBEÑO, GORKA	137436-GI	Mc. Segre	7	8	15
9	222	ZAMORANO ZAERA, JOËL	137028-T	C.E.C. Alcarràs	8	7	15
10	23	LIÑAN CABRERA, ALEJANDRO	137461-B	Xtrem Sitges Mc.	6	5	11
11	306	SUREDA PUIGROS, JOAN	66461-IB	Mc. Fora Vila Muro	5	4	9
12	117	ROMANO GALLIPOLI, ALONSO	137085-B	MC 3 Turons	1	6	7
13	312	SARDA OLIVE, JOSEP	137098-B	Mc VDB	4	2	6
14	96	CHOGRI GOMEZ, UNAI	137242-B	Pobla Mafumet	3	1	4
15	217	POLVILLO MUÑOZ, IVAN	136944-GI	Am Vidreres	0	3	3
16	75	FARRIOL MAKHLOUF, ALEX	137344-T	Mc. Segre	2	1	3
17	311	ARFELIS NAVARRO, DIDAC	136979-L	Mc. Segre	1	1	2
18	229	FULLANA LLERA, MARC	66529-IB-A	100 Emocions Esport Club	1	1	2
19	34	TARRATS FIGA, NIL	136893-GI	Porqueres Motor Club	1	1	2
20	17	VIDAL CATEURA, JOEL	136884-GI	Porqueres Motor Club	1	1	2
21	66	MARTINEZ CARNER, ROGER	137281-B	Mc Cingles Berti	1	1	2
22	5	BAÑERES JOVER, MARTI	136862-B	MC 3 Turons	1	1	2
23	27	SAYOS RAMOS, FERRAN	137145-B	Mc Tona	1	1	2
24	713	CUADRADO LARA, DANI	137504-B	Peu a Baix	1	1	2
25	12	FAVA MARTINEZ, AITOR	137999-T	Mc Amposta	1	1	2
26	292	BOFILL BARCELO, POL	137023-GI	Porqueres Motor Club	1	1	2
27	100	BERGAS FEMENIAS, GUIEM	66544-IB		1	1	2
28	65	JORDA MORLA, JOAN	66373-IB-A	100 Emocions Esport Club	1	1	2
29	50	GONZALEZ TOMAS, ANNA	137112-B	Em Castellbisbal	1	1	2
30	215	NOVOA RENU, NIL	137090-B	Mc St.Celoni	1	1	2
31	15	PEIX MAYNE, GERARD	136886-GI	Porqueres Motor Club	1	1	2
32	458	MIR SANTANDREU, JOAN	66420-IB	Club Bike Trial Sant Joan	1	1	2
33	55	NADAL MORLA, MIQUEL ANGEL	66349-IB	Mc. Plus Motos Balear	1	1	2
34	7	ORTIZ SANCHEZ, UNAI	137217-T	Mec Alcanar	1	1	2
35	21	CROS MARTINEZ, POL	137462-B	Xtrem Sitges Mc.	1	1	2
36	97	TORRENTE SOMOZA, JEREMY	138573-B	Mc St.Celoni	1	1	2
37	31	CAMINO GARCIS, ENRC	66450-IB		1	1	2
38	51	TORRES SILVERA, JOEL	137425-T	Mc Cifuentes	1	1	2

Cap de cronometratge / Director de Cursa / President del Jurat

Orbits



20 de maig de 2018 - Circuit de Vallgorguina

Campionat de Catalunya MX - Vallgorguina

MX 65 Motor Parc Vallgorguina 2,000 km

Classificació Final

Pos.	Núm.	Nom	Llicència	Club	R1.	R2.	Total Punts
39	78	GERMAN JORDAN, DIDAC	138449-L	Mc. Segre	1	1	2
40	48	MONCLUS MARSAL, BIEL	137336-B	Mc Igualada	1	1	2
41	99	SUAREZ ELIAS, LLUIS	11636-AN	Mc. Arinsal	1	1	2
NT	10	GODINO GOMEZ, RAMON	137357-B	MC C.Taulé	0	--	0

Cap de cronometratge / Director de Cursa / President del Jurat

Orbits



20 de maig de 2018 - Circuit de Vallgorguina

Campionat de Catalunya MX - Vallgorguina

classificat per voltes

MX 65

Motor Parc Vallgorguina 2,000 km

Carrera 1

20/05/2018 16:50

Cursa (12:00 i 2 Voltes) started at 17:08:23

Pos.	Núm.	Nom	Voltes	Total Ts	Dif	Millor Tm	Moto	Club	classe	Punts
1	37	MIRO RODRIGUEZ, BRUNO	9	16:33.890		1:36.665	KTM	Mc Salomo	MX 65	25
2	351	PRAT SENDRA, CARLOS	9	16:42.093	8.203	1:37.162	SIN MARCA	Mc. Segre	MX 65	20
3	94	LOPEZ LLAGOSTERA, ALEX	9	16:56.544	22.654	1:40.526	HUSQVARNA	Mc VDB	MX 65	16
4	88	IZAGUIRRE PINTO, DAVID	9	16:57.560	23.670	1:39.075	KTM	Independiente	MX 65	13
5	243	ROJAS VIÑAS, NIL	9	16:59.138	25.248	1:39.730	KTM	MC Llívia	MX 65	11
6	199	SAMPER GEA, UNAI	9	17:01.773	27.883	1:36.858	SIN MARCA	Mc Sitges	MX 65	10
7	28	HOMS LAMAS, MARTI	9	17:10.369	36.479	1:41.029	KTM	Mc. Riuprimer C	MX 65	9
8	222	ZAMORANO ZAERA, JOËL	9	17:39.332	1:05.442	1:43.172	KTM	C.E.C. Alcarràs	MX 65	8
9	121	GARDOY COBEÑO, GORKA	9	17:40.227	1:06.337	1:40.154	KTM	Mc. Segre	MX 65	7
10	23	LIÑAN CABRERA, ALEJANDRO	9	17:40.571	1:06.681	1:44.049	HUSQVARNA	Xtrem Sitges M	MX 65	6
11	306	SUREDA PUIGROS, JOAN	9	17:40.912	1:07.022	1:42.941	KTM	Mc. Fora Vila M	MX 65	5
12	312	SARDA OLIVE, JOSEP	9	17:52.170	1:18.280	1:45.055	KTM	Mc VDB	MX 65	4
13	96	CHOGRI GOMEZ, UNAI	9	17:58.806	1:24.916	1:43.326	KTM	Pobla Mafumet	MX 65	3
14	75	FARRIOL MAKHLOUF, ALEX	9	18:00.378	1:26.488	1:46.595	KTM	Mc. Segre	MX 65	2
15	311	ARFELIS NAVARRO, DIDAC	9	18:02.451	1:28.561	1:44.907	HUSQVARNA	Mc. Segre	MX 65	1
16	34	TARRATS FIGA, NIL	8	16:40.545	1 Volta	1:47.900	SIN MARCA	Porqueres Motc	MX 65	1
17	17	VIDAL CATEURA, JOEL	8	16:45.620	1 Volta	1:49.297	SIN MARCA	Porqueres Motc	MX 65	1
18	5	BAÑERES JOVER, MARTI	8	17:01.036	1 Volta	1:46.744	KTM	MC 3 Turons	MX 65	1
19	713	CUADRADO LARA, DANI	8	17:08.768	1 Volta	1:48.741	SIN MARCA	Peu a Baix	MX 65	1
20	27	SAYOS RAMOS, FERRAN	8	17:14.062	1 Volta	1:48.486	SIN MARCA	Mc Tona	MX 65	1
21	66	MARTINEZ CARNER, ROGER	8	17:19.232	1 Volta	1:51.311	KTM	Mc Cingles Bert	MX 65	1
22	229	FULLANA LLERA, MARC	8	17:19.426	1 Volta	1:48.385	KTM	100 Emocions E	MX 65	1
23	117	ROMANO GALLIPOLI, ALONSO	8	17:20.411	1 Volta	1:46.032	SIN MARCA	MC 3 Turons	MX 65	1
24	12	FAVA MARTINEZ, AITOR	8	17:25.373	1 Volta	1:51.053	SIN MARCA	Mc Amposta	MX 65	1
25	292	BOFILL BARCELO, POL	8	17:40.193	1 Volta	1:53.406	KTM	Porqueres Motc	MX 65	1
26	65	JORDA MORLA, JOAN	8	17:43.993	1 Volta	1:53.003	KTM	100 Emocions E	MX 65	1
27	15	PEIX MAYNE, GERARD	8	17:50.487	1 Volta	1:56.061	KTM	Porqueres Motc	MX 65	1
28	50	GONZALEZ TOMAS, ANNA	8	17:54.003	1 Volta	1:55.144	KTM	Em Castellbisba	MX 65	1
29	215	NOVOA RENAU, NIL	8	17:54.684	1 Volta	1:53.844	KTM	Mc St.Celoni	MX 65	1
30	100	BERGAS FEMENIAS, GUIEM	8	18:02.151	1 Volta	1:56.646			MX 65	1
31	7	ORTIZ SANCHEZ, UNAI	8	18:12.017	1 Volta	1:56.630	SIN MARCA	Mec Alcanar	MX 65	1
32	21	CROS MARTINEZ, POL	8	18:15.090	1 Volta	1:56.106	KTM	Xtrem Sitges M	MX 65	1
33	51	TORRES SILVERA, JOEL	7	16:38.425	2 Voltes	1:59.047	HUSQVARNA	Mc Cifuentes	MX 65	1
34	55	NADAL MORLA, MIQUEL ANGEL	7	16:43.811	2 Voltes	1:54.915	HUSQVARNA	Mc. Plus Motos	MX 65	1
35	458	MIR SANTANDREU, JOAN	7	16:56.859	2 Voltes	1:58.818	HUSQVARNA	Club Bike Trial	MX 65	1
36	48	MONCLUS MARSAL, BIEL	7	17:00.901	2 Voltes	2:02.070	KTM	Mc Igualada	MX 65	1
37	78	GERMAN JORDAN, DIDAC	7	17:18.351	2 Voltes	2:06.929	HUSQVARNA	Mc. Segre	MX 65	1
38	31	CAMINO GARCIS, ENRC	7	17:27.365	2 Voltes	2:06.739			MX 65	1
39	99	SUAREZ ELIAS, LLUIS	6	16:37.711	3 Voltes	2:15.815	SIN MARCA	Mc. Arinsal	MX 65	1
40	97	TORRENTE SOMOZA, JEREMY	1	18:28.337	8 Voltes	2:08.376	KTM	Mc St.Celoni	MX 65	1

No classificat

NT	10	GODINO GOMEZ, RAMON		1:51.667	NT		KTM	MC C.Taulé	MX 65	0
NT	217	POLVILLO MUÑOZ, IVAN		1:54.733	NT		KTM	Am Vidreres	MX 65	0

Marge de victòria	Velocitat mitja	Millor temps de volta	Millor vel.	Millor volta per
8.203	65,198	1:36.665	74,484	37 - MIRO RODRIGUEZ, BRUNO

Cap de cronometratge / Director de Cursa / President del Jurat

Orbits

20 de maig de 2018 - Circuit de Vallgorguina

Campionat de Catalunya MX - Vallgorguina

Volta a volta


MX 65

Motor Parc Vallgorguina 2,000 km

Carrera 1

20/05/2018 16:50

Cursa (12:00 i 2 Voltes) started at 17:08:23



Competidors	Voltes									
	0	1	2	3	4	5	6	7	8	9
MIRO RODRIGUEZ, BRUNO (37)	1	37	37	37	37	37	37	37	37	37
SAMPER GEA, UNAI (199)	2	199	199	351	351	351	351	351	351	351
PRAT SENDRA, CARLOS (351)	3	351	351	243	243	243	94	94	94	94
ROJAS VIÑAS, NIL (243)	4	243	243	94	94	94	243	243	88	88
LOPEZ LLAGOSTERA, ALEX (94)	5	94	94	28	28	28	28	88	88	243
HOMS LAMAS, MARTI (28)	6	28	28	88	88	88	88	28	199	199
ARFELIS NAVARRO, DIDAC (311)	7	311	88	311	199	199	199	199	28	28
IZAGUIRRE PINTO, DAVID (88)	8	88	311	199	311	312	121	121	222	23
SARDA OLIVE, JOSEP (312)	9	312	306	312	312	222	312	222	23	222
ZAMORANO ZAERA, JOËL (222)	10	222	312	222	222	121	222	23	306	306
SUREDA PUIGROS, JOAN (306)	11	306	222	23	23	23	23	306	121	121
FARRIOL MAKHLOUF, ALEX (75)	12	75	75	75	121	306	306	312	312	312
GODINO GOMEZ, RAMON (10)	13	10	23	121	75	311	75	75	75	96
LIÑAN CABRERA, ALEJANDRO (23)	14	23	121	306	306	75	311	311	311	96
ROMANO GALLIPOLI, ALONSO (117)	15	117	17	96	96	96	96	96	311	311
POLVILLO MUÑOZ, IVAN (217)	16	217	96	17	34	34	34	34	34	34
SAYOS RAMOS, FERRAN (27)	17	27	34	34	17	17	17	17	17	17
VIDAL CATEURA, JOEL (17)	18	17	229	15	5	5	5	5	5	5
TARRATS FIGA, NIL (34)	19	34	5	65	713	713	713	713	117	713
CHOGRI GOMEZ, UNAI (96)	20	96	15	5	66	66	27	117	713	27
FULLANA LLERA, MARC (229)	21	229	65	66	27	27	117	27	27	66
GARDOY COBEÑO, GORKA (121)	22	121	55	27	12	12	66	66	66	229
PEIX MAYNE, GERARD (15)	23	15	66	713	15	117	12	12	229	117
BAÑERES JOVER, MARTI (5)	24	5	27	50	292	292	229	229	12	12
JORDA MORLA, JOAN (65)	25	65	713	12	117	15	292	292	292	292
NADAL MORLA, MIQUEL ANGEL (55)	26	55	292	292	50	229	15	15	65	65
MARTINEZ CARNER, ROGER (66)	27	66	50	100	229	50	65	65	15	15
ORTIZ SANCHEZ, UNAI (7)	28	7	12	7	100	100	50	50	50	50
CUADRADO LARA, DANI (713)	29	713	7	117	7	65	100	100	215	215
GONZALEZ TOMAS, ANNA (50)	30	50	458	458	65	7	215	215	100	100
BOFILL BARCELO, POL (292)	31	292	100	229	458	215	7	7	7	7
BERGAS FEMENIAS, GUIEM (100)	32	100	21	21	215	21	21	21	21	21
MIR SANTANDREU, JOAN (458)	33	458	215	215	21	51	51	51	51	51
CROS MARTINEZ, POL (21)	34	21	48	48	51	48	48	55	55	55
GERMAN JORDAN, DIDAC (78)	35	78	117	51	48	458	458	48	458	458
MONCLUS MARSAL, BIEL (48)	36	48	78	55	78	78	55	458	48	48
FAVA MARTINEZ, AITOR (12)	37	12	51	78	31	55	78	78	78	78
NOVOA RENAU, NIL (215)	38	215	31	31	55	31	31	31	31	31
CAMINO GARCIS, ENRC (31)	39	31	99	99	99	99	99	99	99	99
TORRES SILVERA, JOEL (51)	40	51	97							
SUAREZ ELIAS, LLUIS (99)	41	99								
TORRENTE SOMOZA, JEREMY (97)	42	97								



Campionat de Catalunya MX - Vallgorguina

MX 65 Motor Parc Vallgorguina 2,000 km

Carrera 1 20/05/2018 16:50

Cursa (12:00 i 2 Voltes) started at 17:08:23

Lap	Lap Tm	Diff	Time of Day
6	2:20.246	+4.431	17:25:00.765
<hr/>			
(97) TORRENTE SOMOZA, JEREMY			
1	2:08.376		17:26:51.391

Lap	Lap Tm	Diff	Time of Day
-----	--------	------	-------------

Lap	Lap Tm	Diff	Time of Day
-----	--------	------	-------------



20 de maig de 2018 - Circuit de Vallgorguina

Campionat de Catalunya MX - Vallgorguina

classificat per voltes

MX 65

Motor Parc Vallgorguina 2,000 km

Carrera 2

20/05/2018 19:05

Cursa (12:00 i 2 Voltes) started at 19:21:17

Pos.	Núm.	Nom	Voltes	Total Ts	Dif	Millor Tm	Moto	Club	classe	Punts
1	37	MIRO RODRIGUEZ, BRUNO	9	16:25.999		1:36.370	KTM	Mc Salomo	MX 65	25
2	351	PRAT SENDRA, CARLOS	9	16:35.941	9.942	1:37.286	SIN MARCA	Mc. Segre	MX 65	20
3	199	SAMPER GEA, UNAI	9	16:47.565	21.566	1:39.167	SIN MARCA	Mc Sitges	MX 65	16
4	243	ROJAS VIÑAS, NIL	9	17:07.865	41.866	1:39.735	KTM	MC Livia	MX 65	13
5	88	IZAGUIRRE PINTO, DAVID	9	17:09.179	43.180	1:40.053	KTM	Independiente	MX 65	11
6	28	HOMS LAMAS, MARTI	9	17:21.196	55.197	1:41.545	KTM	Mc. Riuprimer C	MX 65	10
7	94	LOPEZ LLAGOSTERA, ALEX	9	17:22.973	56.974	1:40.623	HUSQVARNA	Mc VDB	MX 65	9
8	121	GARDOY COBEÑO, GORKA	9	17:34.530	1:08.531	1:40.970	KTM	Mc. Segre	MX 65	8
9	222	ZAMORANO ZAERA, JOËL	9	17:37.120	1:11.121	1:41.821	KTM	C.E.C. Alcarràs	MX 65	7
10	117	ROMANO GALLIPOLI, ALONSO	9	17:38.441	1:12.442	1:41.907	SIN MARCA	MC 3 Turons	MX 65	6
11	23	LIÑAN CABRERA, ALEJANDRO	9	17:42.224	1:16.225	1:42.770	HUSQVARNA	Xtrem Sitges M	MX 65	5
12	306	SUREDA PUIGROS, JOAN	9	17:46.613	1:20.614	1:44.147	KTM	Mc. Fora Vila M	MX 65	4
13	217	POLVILLO MUÑOZ, IVAN	9	17:52.245	1:26.246	1:44.101	KTM	Am Vidreres	MX 65	3
14	312	SARDA OLIVE, JOSEP	9	18:03.456	1:37.457	1:46.413	KTM	Mc VDB	MX 65	2
15	311	ARFELIS NAVARRO, DIDAC	9	18:04.754	1:38.755	1:45.981	HUSQVARNA	Mc. Segre	MX 65	1
16	96	CHOGRI GOMEZ, UNAI	8	16:30.296	1 Volta	1:45.946	KTM	Pobla Mafumet	MX 65	1
17	229	FULLANA LLERA, MARC	8	16:32.438	1 Volta	1:47.620	KTM	100 Emocions E	MX 65	1
18	75	FARRIOL MAKHLOUF, ALEX	8	16:35.080	1 Volta	1:45.908	KTM	Mc. Segre	MX 65	1
19	34	TARRATS FIGA, NIL	8	16:49.006	1 Volta	1:48.243	SIN MARCA	Porqueres Motc	MX 65	1
20	17	VIDAL CATEURA, JOEL	8	16:50.218	1 Volta	1:48.034	SIN MARCA	Porqueres Motc	MX 65	1
21	66	MARTINEZ CARNER, ROGER	8	16:51.246	1 Volta	1:49.704	KTM	Mc Cingles Bert	MX 65	1
22	5	BAÑERES JOVER, MARTI	8	16:54.185	1 Volta	1:48.080	KTM	MC 3 Turons	MX 65	1
23	27	SAYOS RAMOS, FERRAN	8	16:56.293	1 Volta	1:47.154	SIN MARCA	Mc Tona	MX 65	1
24	713	CUADRADO LARA, DANI	8	16:57.194	1 Volta	1:46.399	SIN MARCA	Peu a Baix	MX 65	1
25	12	FAVA MARTINEZ, AITOR	8	17:33.213	1 Volta	1:51.465	SIN MARCA	Mc Amposta	MX 65	1
26	292	BOFILL BARCELO, POL	8	17:35.026	1 Volta	1:53.412	KTM	Porqueres Motc	MX 65	1
27	100	BERGAS FEMENIAS, GUIEM	8	17:38.066	1 Volta	1:52.796			MX 65	1
28	65	JORDA MORLA, JOAN	8	17:58.955	1 Volta	1:51.757	KTM	100 Emocions E	MX 65	1
29	50	GONZALEZ TOMAS, ANNA	8	18:03.164	1 Volta	1:54.430	KTM	Em Castellbisba	MX 65	1
30	215	NOVOA RENAU, NIL	8	18:04.293	1 Volta	1:53.202	KTM	Mc St.Celoni	MX 65	1
31	15	PEIX MAYNE, GERARD	8	18:19.248	1 Volta	1:56.446	KTM	Porqueres Motc	MX 65	1
32	458	MIR SANTANDREU, JOAN	7	16:29.141	2 Voltes	1:57.252	HUSQVARNA	Club Bike Trial	MX 65	1
33	55	NADAL MORLA, MIQUEL ANGEL	7	16:30.658	2 Voltes	1:57.736	HUSQVARNA	Mc. Plus Motos	MX 65	1
34	7	ORTIZ SANCHEZ, UNAI	7	16:34.346	2 Voltes	1:57.966	SIN MARCA	Mec Alcanar	MX 65	1
35	21	CROS MARTINEZ, POL	7	17:21.171	2 Voltes	1:57.963	KTM	Xtrem Sitges M	MX 65	1
36	97	TORRENTE SOMOZA, JEREMY	7	17:35.536	2 Voltes	2:05.918	KTM	Mc St.Celoni	MX 65	1
37	31	CAMINO GARCIS, ENRC	7	17:40.690	2 Voltes	2:06.963			MX 65	1
38	51	TORRES SILVERA, JOEL	7	17:55.505	2 Voltes	1:59.059	HUSQVARNA	Mc Cifuentes	MX 65	1
39	78	GERMAN JORDAN, DIDAC	7	17:58.004	2 Voltes	2:05.037	HUSQVARNA	Mc. Segre	MX 65	1
40	48	MONCLUS MARSAL, BIEL	7	17:58.846	2 Voltes	2:04.931	KTM	Mc Igualada	MX 65	1
41	99	SUAREZ ELIAS, LLUIS	6	16:47.517	3 Voltes	2:12.785	SIN MARCA	Mc. Arinsal	MX 65	1

Marge de victòria	Velocitat mitja	Millor temps de volta	Millor vel.	Millor volta per
9.942	65,720	1:36.370	74,712	37 - MIRO RODRIGUEZ, BRUNO

Cap de cronometratge / Director de Cursa / President del Jurat

Orbits

20 de maig de 2018 - Circuit de Vallgorguina

Campionat de Catalunya MX - Vallgorguina

Volta a volta

MX 65

Motor Parc Vallgorguina 2,000 km

Carrera 2

20/05/2018 19:05

Cursa (12:00 i 2 Voltes) started at 19:21:17

Competidors	Voltes									
	0	1	2	3	4	5	6	7	8	9
MIRO RODRIGUEZ, BRUNO (37)	1	37	37	37	37	37	37	37	37	37
PRAT SENDRA, CARLOS (351)	2	351	351	351	351	351	351	351	351	351
ZAMORANO ZAERA, JOËL (222)	3	222	199	199	199	199	199	199	199	199
SAMPER GEA, UNAI (199)	4	199	222	222	243	243	243	243	243	243
HOMS LAMAS, MARTI (28)	5	28	28	28	28	28	94	94	88	88
ROJAS VIÑAS, NIL (243)	6	243	243	88	94	94	94	28	88	28
IZAGUIRRE PINTO, DAVID (88)	7	88	88	243	121	121	88	88	28	94
LOPEZ LLAGOSTERA, ALEX (94)	8	94	94	94	88	88	121	121	222	121
SARDA OLIVE, JOSEP (312)	9	312	312	121	222	222	222	222	121	222
FARRIOL MAKHLOUF, ALEX (75)	10	75	75	312	306	306	306	306	117	117
ARFELIS NAVARRO, DIDAC (311)	11	311	121	75	312	117	117	117	23	23
GARDOY COBEÑO, GORKA (121)	12	121	311	306	117	23	23	23	306	306
SUREDA PUIGROS, JOAN (306)	13	306	306	311	23	312	312	217	217	217
SAYOS RAMOS, FERRAN (27)	14	27	117	117	311	311	217	312	312	312
ROMANO GALLIPOLI, ALONSO (117)	15	117	23	23	217	217	311	311	311	311
MARTINEZ CARNER, ROGER (66)	16	66	27	217	27	229	96	96	96	96
LIÑAN CABRERA, ALEJANDRO (23)	17	23	217	27	229	96	229	229	229	229
POLVILLO MUÑOZ, IVAN (217)	18	217	229	229	96	34	75	75	75	75
FULLANA LLERA, MARC (229)	19	229	66	66	66	75	34	34	34	34
VIDAL CATEURA, JOEL (17)	20	17	34	34	34	66	66	66	66	17
TARRATS FIGA, NIL (34)	21	34	17	96	75	17	17	17	17	66
CHOGRI GOMEZ, UNAI (96)	22	96	96	17	17	5	5	5	5	5
BAÑERES JOVER, MARTI (5)	23	5	5	5	5	27	27	27	27	27
GONZALEZ TOMAS, ANNA (50)	24	50	50	713	713	713	713	713	713	713
BOFILL BARCELO, POL (292)	25	292	713	50	12	12	12	12	12	12
CUADRADO LARA, DANI (713)	26	713	12	12	50	292	292	292	292	292
BERGAS FEMENIAS, GUIEM (100)	27	100	292	292	292	50	50	100	100	100
FAVA MARTINEZ, AITOR (12)	28	12	100	100	100	100	50	65	65	65
NADAL MORLA, MIQUEL ANGEL (55)	29	55	15	15	15	15	65	65	50	50
PEIX MAYNE, GERARD (15)	30	15	55	215	215	65	215	215	215	215
CAMINO GARCIS, ENRC (31)	31	31	215	65	65	215	15	15	15	15
NOVOA RENAU, NIL (215)	32	215	458	55	458	55	458	458	458	458
MIR SANTANDREU, JOAN (458)	33	458	65	458	55	458	55	55	55	55
JORDA MORLA, JOAN (65)	34	65	7	7	7	7	7	7	7	7
ORTIZ SANCHEZ, UNAI (7)	35	7	31	31	31	31	97	21	21	21
TORRENTE SOMOZA, JEREMY (97)	36	97	97	97	97	97	21	97	97	97
GERMAN JORDAN, DIDAC (78)	37	78	21	78	21	21	31	31	31	31
MONCLUS MARSAL, BIEL (48)	38	48	78	48	78	78	51	78	51	51
SUAREZ ELIAS, LLUIS (99)	39	99	48	21	48	51	78	48	78	78
CROS MARTINEZ, POL (21)	40	21	51	99	51	48	48	51	48	48
TORRES SILVERA, JOEL (51)	41	51	99	51	99	99	99	99	99	99



Campionat de Catalunya MX - Vallgorguina

MX 65 Motor Parc Vallgorguina 2,000 km

Carrera 2 20/05/2018 19:05

Cursa (12:00 i 2 Voltes) started at 19:21:17

Lap	Lap Tm	Diff	Time of Day
7	2:08.154	+3.117	19:39:15.715
(48) MONCLUS MARSAL, BIEL			
1	2:09.966	+5.035	19:26:17.732
2	2:20.873	+15.942	19:28:38.605
3	2:07.086	+2.155	19:30:45.691
4	2:11.354	+6.423	19:32:57.045
5	2:07.883	+2.952	19:35:04.928
6	2:04.931		19:37:09.859
7	2:06.698	+1.767	19:39:16.557
(99) SUAREZ ELIAS, LLUIS			
1	2:12.785		19:26:24.549
2	2:27.328	+14.543	19:28:51.877
3	2:18.041	+5.256	19:31:09.918
4	2:17.527	+4.742	19:33:27.445
5	2:18.530	+5.745	19:35:45.975
6	2:19.253	+6.468	19:38:05.228

Lap	Lap Tm	Diff	Time of Day
-----	--------	------	-------------

Lap	Lap Tm	Diff	Time of Day
-----	--------	------	-------------



20 de maig de 2018 - Circuit de Vallgorguina

Campionat de Catalunya MX - Vallgorguina

Ordenat per la volta més ràpida

MX 65

Motor Parc Vallgorguina 2,000 km

Entrenaments Qualificatius

20/05/2018 15:00

Classificació (25:00 Temps) started at 15:08:39

Pos.	Núm.	Nom	Millor Tm	Dif	En volta	Club	classe
1	88	IZAGUIRRE PINTO, DAVID	1:37.007		12	Independiente	MX 65
2	199	SAMPER GEA, UNAI	1:39.366	2.359	8	Mc Sitges	MX 65
3	351	PRAT SENDRA, CARLOS	1:39.482	2.475	5	Mc. Segre	MX 65
4	243	ROJAS VIÑAS, NIL	1:40.276	3.269	10	MC Llívia	MX 65
5	94	LOPEZ LLAGOSTERA, ALEX	1:40.325	3.318	9	Mc VDB	MX 65
6	37	MIRO RODRIGUEZ, BRUNO	1:40.650	3.643	4	Mc Salomo	MX 65
7	217	POLVILLO MUÑOZ, IVAN	1:40.937	3.930	13	Am Vidreres	MX 65
8	121	GARDOY COBEÑO, GORKA	1:41.387	4.380	5	Mc. Segre	MX 65
9	111	ROMA ROMERO, MARC	1:42.039	5.032	1	Mc B.Bergueda	MX 65
10	222	ZAMORANO ZAERA, JOËL	1:44.435	7.428	10	C.E.C. Alcarràs	MX 65
11	23	LIÑAN CABRERA, ALEJANDRO	1:44.947	7.940	6	Xtrem Sitges Mc.	MX 65
12	10	GODINO GOMEZ, RAMON	1:45.940	8.933	9	MC C.Taulé	MX 65
13	96	CHOGRI GOMEZ, UNAI	1:46.048	9.041	7	Pobla Mafumet	MX 65
14	306	SUREDA PUIGROS, JOAN	1:46.215	9.208	7	Mc. Fora Vila Muro	MX 65
15	28	HOMS LAMAS, MARTI	1:46.236	9.229	5	Mc. Riuprimer Gas i Rocs	MX 65
16	312	SARDA OLIVE, JOSEP	1:46.800	9.793	1	Mc VDB	MX 65
17	117	ROMANO GALLIPOLI, ALONSO	1:47.162	10.155	1	MC 3 Turons	MX 65
18	229	FULLANA LLERA, MARC	1:47.377	10.370	11	100 Emocions Esport Club	MX 65
19	27	SAYOS RAMOS, FERRAN	1:48.977	11.970	9	Mc Tona	MX 65
20	311	ARFELIS NAVARRO, DIDAC	1:49.505	12.498	2	Mc. Segre	MX 65
21	75	FARRIOL MAKHLOUF, ALEX	1:49.715	12.708	6	Mc. Segre	MX 65
22	5	BAÑERES JOVER, MARTI	1:51.380	14.373	5	MC 3 Turons	MX 65
23	17	VIDAL CATEURA, JOEL	1:51.704	14.697	8	Porqueres Motor Club	MX 65
24	65	JORDA MORLA, JOAN	1:51.913	14.906	11	100 Emocions Esport Club	MX 65
25	34	TARRATS FIGA, NIL	1:52.323	15.316	4	Porqueres Motor Club	MX 65
26	713	CUADRADO LARA, DANI	1:52.808	15.801	9	Peu a Baix	MX 65
27	100	BERGAS FEMENIAS, GUIEM	1:53.345	16.338	7		MX 65
28	66	MARTINEZ CARNER, ROGER	1:53.993	16.986	10	Mc Cingles Berti	MX 65
29	458	MIR SANTANDREU, JOAN	1:54.066	17.059	8	Club Bike Trial Sant Joan	MX 65
30	50	GONZALEZ TOMAS, ANNA	1:54.945	17.938	11	Em Castellbisbal	MX 65
31	215	NOVOA RENAU, NIL	1:55.807	18.800	10	Mc St.Celoni	MX 65
32	292	BOFILL BARCELO, POL	1:56.165	19.158	10	Porqueres Motor Club	MX 65
33	12	FAVA MARTINEZ, AITOR	1:56.252	19.245	8	Mc Amposta	MX 65
34	15	PEIX MAYNE, GERARD	1:57.502	20.495	7	Porqueres Motor Club	MX 65
35	21	CROS MARTINEZ, POL	1:58.455	21.448	8	Xtrem Sitges Mc.	MX 65
36	55	NADAL MORLA, MIQUEL ANGEL	1:58.524	21.517	8	Mc. Plus Motos Balear	MX 65
37	7	ORTIZ SANCHEZ, UNAI	2:01.948	24.941	10	Mec Alcanar	MX 65
38	51	TORRES SILVERA, JOEL	2:02.396	25.389	4	Mc Cifuentes	MX 65
39	97	TORRENTE SOMOZA, JEREMY	2:05.575	28.568	5	Mc St.Celoni	MX 65
40	78	GERMAN JORDAN, DIDAC	2:06.471	29.464	10	Mc. Segre	MX 65
41	48	MONCLUS MARSAL, BIEL	2:08.590	31.583	4	Mc Igualada	MX 65
42	31	CAMINO GARCIS, ENRC	2:10.071	33.064	8		MX 65
43	99	SUAREZ ELIAS, LLUIS	2:29.118	52.111	6	Mc. Arinsal	MX 65

Cap de cronometratge / Director de Cursa / President del Jurat

Orbits



Campionat de Catalunya MX - Vallgorguina

MX 65

Motor Parc Vallgorguina 2,000 km

Entrenaments Qualificatiu

20/05/2018 15:00

Classificació (25:00 Temps) started at 15:08:39

Lap	Lap Tm	Diff	Time of Day
(312) SARDA OLIVE, JOSEP			
1	1:46.800		15:12:24.539
2	2:31.881	+45.081	15:14:56.420
3	3:12.934	+1:26.134	15:18:09.354
4	1:51.259	+4.459	15:20:00.613
5	1:51.702	+4.902	15:21:52.315
6	1:51.906	+5.106	15:23:44.221
7	1:47.678	+0.878	15:25:31.899
8	3:56.052	+2:09.252	15:29:27.951
9	1:47.062	+0.262	15:31:15.013
10	1:52.109	+5.309	15:33:07.122

(117) ROMANO GALLIPOLI, ALONSO			
1	1:47.162		15:13:11.845
2	1:48.180	+1.018	15:15:00.025
3	1:49.402	+2.240	15:16:49.427
4	3:44.205	+1:57.043	15:20:33.632
5	1:51.254	+4.092	15:22:24.886

(229) FULLANA LLERA, MARC			
1	1:56.593	+9.216	15:12:42.030
2	1:52.673	+5.296	15:14:34.703
3	1:53.095	+5.718	15:16:27.798
4	1:51.060	+3.683	15:18:18.858
5	1:51.683	+4.306	15:20:10.541
6	1:49.845	+2.468	15:22:00.386
7	1:51.189	+3.812	15:23:51.575
8	2:02.848	+15.471	15:25:54.423
9	1:50.908	+3.531	15:27:45.331
10	1:47.649	+0.272	15:29:32.980
11	1:47.377		15:31:20.357
12	1:50.071	+2.694	15:33:10.428
13	1:49.295	+1.918	15:34:59.723

(27) SAYOS RAMOS, FERRAN			
1	1:52.698	+3.721	15:12:46.557
2	1:50.719	+1.742	15:14:37.276
3	1:52.842	+3.865	15:16:30.118
4	1:53.544	+4.567	15:18:23.662
5	3:04.111	+1:15.134	15:21:27.773
6	1:56.344	+7.367	15:23:24.117
7	1:54.489	+5.512	15:25:18.606
8	3:13.856	+1:24.879	15:28:32.462
9	1:48.977		15:30:21.439
10	1:50.186	+1.209	15:32:11.625
11	1:49.392	+0.415	15:34:01.017

(311) ARFELIS NAVARRO, DIDAC			
1	1:50.587	+1.082	15:13:04.488
2	1:49.505		15:14:53.993
3	1:51.358	+1.853	15:16:45.351
4	1:58.673	+9.168	15:18:44.024
5	2:45.322	+55.817	15:21:29.346
6	3:21.074	+1:31.569	15:24:50.420
7	2:15.604	+26.099	15:27:06.024
8	2:47.729	+58.224	15:29:53.753
9	1:49.975	+0.470	15:31:43.728

(75) FARRIOL MAKHLOUF, ALEX			
1	1:57.834	+8.119	15:13:02.473
2	4:01.111	+2:11.396	15:17:03.584
3	1:50.134	+0.419	15:18:53.718
4	1:51.627	+1.912	15:20:45.345
5	7:42.214	+5:52.499	15:28:27.559
6	1:49.715		15:30:17.274
7	1:51.974	+2.259	15:32:09.248

Lap	Lap Tm	Diff	Time of Day
8	1:49.993	+0.278	15:33:59.241
(5) BAÑERES JOVER, MARTI			
1	1:57.607	+6.227	15:13:35.129
2	1:51.547	+0.167	15:15:26.676
3	1:55.741	+4.361	15:17:22.417
4	1:56.087	+4.707	15:19:18.504
5	1:51.380		15:21:09.884
6	2:52.964	+1:01.584	15:24:02.848
7	2:15.296	+23.916	15:26:18.144
8	2:24.908	+33.528	15:28:43.052
9	2:25.571	+34.191	15:31:08.623
10	2:04.483	+13.103	15:33:13.106
11	2:26.263	+34.883	15:35:39.369

(17) VIDAL CATEURA, JOEL			
1	1:57.731	+6.027	15:13:22.815
2	1:58.652	+6.948	15:15:21.467
3	2:02.028	+10.324	15:17:23.495
4	1:59.969	+8.265	15:19:23.464
5	2:54.473	+1:02.769	15:22:17.937
6	2:31.435	+39.731	15:24:49.372
7	1:53.129	+1.425	15:26:42.501
8	1:51.704		15:28:34.205
9	2:19.542	+27.838	15:30:53.747
10	1:56.820	+5.116	15:32:50.567
11	2:18.547	+26.843	15:35:09.114

(65) JORDA MORLA, JOAN			
1	2:01.249	+9.336	15:14:01.516
2	2:00.786	+8.873	15:16:02.302
3	1:59.157	+7.244	15:18:01.459
4	1:57.208	+5.295	15:19:58.667
5	1:52.948	+1.035	15:21:51.615
6	1:53.831	+1.918	15:23:45.446
7	1:54.274	+2.361	15:25:39.720
8	1:51.923	+0.010	15:27:31.643
9	2:41.617	+49.704	15:30:13.260
10	1:53.120	+1.207	15:32:06.380
11	1:51.913		15:33:58.293

(34) TARRATS FIGA, NIL			
1	1:58.878	+6.555	15:13:08.546
2	1:54.367	+2.044	15:15:02.913
3	1:53.615	+1.292	15:16:56.528
4	1:52.323		15:18:48.851
5	1:52.882	+0.559	15:20:41.733
6	1:53.693	+1.370	15:22:35.426
7	2:33.949	+41.626	15:25:09.375
8	1:55.264	+2.941	15:27:04.639
9	1:52.687	+0.364	15:28:57.326
10	1:55.328	+3.005	15:30:52.654
11	1:53.151	+0.828	15:32:45.805
12	1:53.514	+1.191	15:34:39.319

(713) CUADRADO LARA, DANI			
1	1:57.424	+4.616	15:12:49.519
2	1:55.622	+2.814	15:14:45.141
3	1:55.711	+2.903	15:16:40.852
4	2:49.454	+56.646	15:19:30.306
5	1:56.040	+3.232	15:21:26.346
6	1:55.722	+2.914	15:23:22.068
7	1:55.333	+2.525	15:25:17.401
8	3:11.950	+1:19.142	15:28:29.351
9	1:52.808		15:30:22.159
10	1:59.869	+7.061	15:32:22.028

Lap	Lap Tm	Diff	Time of Day
11	1:58.050	+5.242	15:34:20.078
(100) BERGAS FEMENIAS, GUIEM			
1	2:02.220	+8.875	15:13:43.420
2	2:02.286	+8.941	15:15:45.706
3	2:00.069	+6.724	15:17:45.775
4	2:00.784	+7.439	15:19:46.559
5	1:56.348	+3.003	15:21:42.907
6	2:17.560	+24.215	15:24:00.467
7	1:53.345		15:25:53.812
8	1:56.605	+3.260	15:27:50.417

(66) MARTINEZ CARNER, ROGER			
1	2:02.651	+8.658	15:13:55.576
2	2:01.369	+7.376	15:15:56.945
3	1:59.637	+5.644	15:17:56.582
4	1:56.565	+2.572	15:19:53.147
5	1:56.646	+2.653	15:21:49.793
6	1:58.285	+4.292	15:23:48.078
7	1:56.415	+2.422	15:25:44.493
8	1:54.040	+0.047	15:27:38.533
9	1:55.001	+1.008	15:29:33.534
10	1:53.993		15:31:27.527
11	1:57.513	+3.520	15:33:25.040

(458) MIR SANTANDREU, JOAN			
1	2:06.937	+12.871	15:13:36.902
2	2:01.523	+7.457	15:15:38.425
3	2:06.555	+12.489	15:17:44.980
4	1:58.349	+4.283	15:19:43.329
5	1:57.288	+3.222	15:21:40.617
6	3:08.462	+1:14.396	15:24:49.079
7	2:58.181	+1:04.115	15:27:47.260
8	1:54.066		15:29:41.326
9	2:08.344	+14.278	15:31:49.670
10	1:54.897	+0.831	15:33:44.567

(50) GONZALEZ TOMAS, ANNA			
1	2:02.365	+7.420	15:14:00.082
2	2:01.458	+6.513	15:16:01.540
3	1:59.408	+4.463	15:18:00.948
4	1:57.071	+2.126	15:19:58.019
5	2:00.428	+5.483	15:21:58.447
6	2:02.353	+7.408	15:24:00.800
7	1:57.556	+2.611	15:25:58.356
8	1:59.504	+4.559	15:27:57.860
9	1:55.273	+0.328	15:29:53.133
10	1:57.990	+3.045	15:31:51.123
11	1:54.945		15:33:46.068

(215) NOVOA RENAU, NIL			
1	2:02.997	+7.190	15:13:33.771
2	1:58.421	+2.614	15:15:32.192
3	1:58.262	+2.455	15:17:30.454
4	1:57.310	+1.503	15:19:27.764
5	1:56.315	+0.508	15:21:24.079
6	2:46.558	+50.751	15:24:10.637
7	1:57.347	+1.540	15:26:07.984
8	1:59.841	+4.034	15:28:07.825
9	1:55.969	+0.162	15:30:03.794
10	1:55.807		15:31:59.601
11	1:56.315	+0.508	15:33:55.916

(292) BOFILL BARCELO, POL			
1	2:00.394	+4.229	15:13:25.042
2	1:58.878	+2.713	15:15:23.920



Campionat de Catalunya MX - Vallgorguina

MX 65

Motor Parc Vallgorguina 2,000 km

Entrenaments Qualificatius

20/05/2018 15:00

Classificació (25:00 Temps) started at 15:08:39

Lap	Lap Tm	Diff	Time of Day
3	1:58.667	+2.502	15:17:22.587
4	1:59.633	+3.468	15:19:22.220
5	1:56.910	+0.745	15:21:19.130
6	1:56.959	+0.794	15:23:16.089
7	2:31.566	+35.401	15:25:47.655
8	2:00.225	+4.060	15:27:47.880
9	1:58.861	+2.696	15:29:46.741
10	1:56.165		15:31:42.906
11	1:59.200	+3.035	15:33:42.106

(12) FAVA MARTINEZ, AITOR

1	1:57.679	+1.427	15:13:21.116
2	1:57.428	+1.176	15:15:18.544
3	1:57.013	+0.761	15:17:15.557
4	1:59.351	+3.099	15:19:14.908
5	1:57.504	+1.252	15:21:12.412
6	2:00.134	+3.882	15:23:12.546
7	3:14.518	+1:18.266	15:26:27.064
8	1:56.252		15:28:23.316
9	1:56.653	+0.401	15:30:19.969
10	2:40.459	+44.207	15:33:00.428
11	1:56.761	+0.509	15:34:57.189

(15) PEIX MAYNE, GERARD

1	2:09.355	+11.853	15:13:37.957
2	2:05.282	+7.780	15:15:43.239
3	5:41.569	+3:44.067	15:21:24.808
4	1:59.632	+2.130	15:23:24.440
5	2:17.474	+19.972	15:25:41.914
6	5:13.536	+3:16.034	15:30:55.450
7	1:57.502		15:32:52.952

(21) CROS MARTINEZ, POL

1	2:08.070	+9.615	15:13:59.316
2	2:01.526	+3.071	15:16:00.842
3	2:03.749	+5.294	15:18:04.591
4	2:07.060	+8.605	15:20:11.651
5	3:32.736	+1:34.281	15:23:44.387
6	2:01.849	+3.394	15:25:46.236
7	2:05.815	+7.360	15:27:52.051
8	1:58.455		15:29:50.506
9	2:00.105	+1.650	15:31:50.611
10	2:00.173	+1.718	15:33:50.784

(55) NADAL MORLA, MIQUEL ANGEL

1	2:02.449	+3.925	15:13:54.453
2	2:20.646	+22.122	15:16:15.099
3	2:01.982	+3.458	15:18:17.081
4	1:59.497	+0.973	15:20:16.578
5	2:25.147	+26.623	15:22:41.725
6	2:05.094	+6.570	15:24:46.819
7	1:59.026	+0.502	15:26:45.845
8	1:58.524		15:28:44.369
9	1:59.807	+1.283	15:30:44.176
10	2:25.506	+26.982	15:33:09.682
11	2:08.769	+10.245	15:35:18.451

(7) ORTIZ SANCHEZ, UNAI

1	2:10.246	+8.298	15:14:09.089
2	3:13.049	+1:11.101	15:17:22.138
3	2:09.007	+7.059	15:19:31.145
4	2:04.479	+2.531	15:21:35.624
5	2:02.038	+0.090	15:23:37.662
6	2:07.119	+5.171	15:25:44.781
7	2:04.887	+2.939	15:27:49.668
8	2:03.997	+2.049	15:29:53.665

Lap	Lap Tm	Diff	Time of Day
9	3:17.513	+1:15.565	15:33:11.178
10	2:01.948		15:35:13.126

(51) TORRES SILVERA, JOEL

1	2:05.162	+2.766	15:13:33.000
2	2:04.661	+2.265	15:15:37.661
3	2:06.269	+3.873	15:17:43.930
4	2:02.396		15:19:46.326
5	2:06.284	+3.888	15:21:52.610
6	2:07.344	+4.948	15:23:59.954
7	2:07.353	+4.957	15:26:07.307
8	2:02.544	+0.148	15:28:09.851
9	2:06.403	+4.007	15:30:16.254
10	2:04.971	+2.575	15:32:21.225
11	2:03.570	+1.174	15:34:24.795

(97) TORRENTE SOMOZA, JEREMY

1	2:15.244	+9.669	15:13:41.387
2	2:11.289	+5.714	15:15:52.676
3	2:07.153	+1.578	15:17:59.829
4	2:09.703	+4.128	15:20:09.532
5	2:05.575		15:22:15.107
6	2:07.043	+1.468	15:24:22.150
7	2:07.529	+1.954	15:26:29.679
8	2:08.318	+2.743	15:28:37.997
9	2:11.048	+5.473	15:30:49.045
10	2:10.526	+4.951	15:32:59.571
11	2:10.862	+5.287	15:35:10.433

(78) GERMAN JORDAN, DIDAC

1	2:06.578	+0.107	15:13:47.233
2	2:10.974	+4.503	15:15:58.207
3	3:22.003	+1:15.532	15:19:20.210
4	2:11.666	+5.195	15:21:31.876
5	2:07.386	+0.915	15:23:39.262
6	2:12.608	+6.137	15:25:51.870
7	2:14.122	+7.651	15:28:05.992
8	2:54.461	+47.990	15:31:00.453
9	2:08.923	+2.452	15:33:09.376
10	2:06.471		15:35:15.847

(48) MONCLUS MARSAL, BIEL

1	2:10.290	+1.700	15:13:44.761
2	2:18.434	+9.844	15:16:03.195
3	2:17.602	+9.012	15:18:20.797
4	2:08.590		15:20:29.387
5	2:16.742	+8.152	15:22:46.129
6	3:02.378	+53.788	15:25:48.507
7	2:23.587	+14.997	15:28:12.094
8	2:43.538	+34.948	15:30:55.632
9	2:14.500	+5.910	15:33:10.132
10	2:23.272	+14.682	15:35:33.404

(31) CAMINO GARCIS, ENRC

1	2:11.012	+0.941	15:14:17.196
2	2:15.378	+5.307	15:16:32.574
3	2:10.773	+0.702	15:18:43.347
4	2:10.361	+0.290	15:20:53.708
5	2:11.455	+1.384	15:23:05.163
6	2:34.189	+24.118	15:25:39.352
7	2:25.743	+15.672	15:28:05.095
8	2:10.071		15:30:15.166
9	2:14.073	+4.002	15:32:29.239
10	2:11.343	+1.272	15:34:40.582

(99) SUAREZ ELIAS, LLUIS




20 de maig de 2018 - Circuit de Vallgorguina

Campionat de Catalunya MX - Vallgorguina

MX 50

Motor Parc Vallgorguina 2,000 km

Classificació Final



Pos.	Núm.	Nom	Llicència	Club	R1.	R2.	Total Punts
1	117	IZAGUIRRE PINTO, JUAN	220707-M	Independiente	25	25	50
2	5	RIBA LAZARO, OLEGUER	137228-B	Mc. Riuprimer Gas i Roccs	20	20	40
3	22	PALLARES MURISCOT, NIL	136930-L	MC Llivia	16	16	32
4	19	GARCIA TORRECILLAS, JOAN	137289-B	Mc Sitges	13	11	24
5	69	MORENO GONZALEZ, HUGO	137375-B	Adaim Racing Team	10	13	23
6	79	PAVON EL GUEDDARI, OMAR	137458-B-#	Mc. Segre	11	10	21
7	39	ARFELIS NAVARRO, AINA	136980-L	Mc. Segre	9	8	17
8	6	VALENCIA BERMEJO, DANIEL	137365-T	Pobla Mafumet	6	9	15
9	11	MARTINEZ LAMBERTO, IVAN	137960-B	Amv Torroella	7	7	14
10	38	GABARDA CASTELLANO, ALEX	248404-V	CM Villar del Arzobispo	8	1	9
11	53	CUBELES BERNAL, VICTOR	53627-Z	Mc. Zuera	3	6	9
12	130	SOLE PALAU, AXEL	136917-L	Mc. Segre	5	4	9
13	167	CAUDET RUIZ, PAU	248294-CS	MC Benicarló	2	5	7
14	9	MARTINEZ GONZALEZ, JAUME	137293-B	MC C.Taulé	4	1	5
15	17	CASAS GUERRA, ADEI	136968-T	CEM Constantí	1	3	4
16	216	QUEROL ALCAÑIZ, IZAN	136910-L	Mc. Segre	1	2	3
17	31	PONS MUNTANER, JAUME	66465-IB	100 Emocions Esport Club	1	1	2
18	94	VILARNAU SILLERO, JORDI	136958-B	Mc St.Celoni	1	1	2
19	26	VIÑOLAS IGLESIAS, ORIOL	138345-GI	Peu a Baix	1	1	2
20	227	CALVO VILALTA, JUDIT	137385-B	MC 3 Turons	1	1	2
21	855	PLA QUEROL, AITOR	137396-T	Mec Alcanar	1	1	2
22	12	PEREZ GIMENEZ, NIL	136902-B	Mc St.Celoni	1	1	2
23	15	PIERA SALVIA, MARTI	136905-L	Mc. Segre	1	1	2
24	115	RODRIGUEZ RAMOS, ALBERTO	66772-IB	Mc. Fora Vila Muro	1	1	2
25	7	GODINO GOMEZ, ADELA	137358-B-#	MC C.Taulé	1	1	2
26	135	SOLER TIMON, DIDAC	137186-B	Mc VDB	1	1	2
27	311	GARCIA ESCODA, ENZO	137381-T	MC Alpícat	1	1	2
28	88	ROC SOLER, MARTI	138827-B	Amv Torroella	1	1	2
29	112	LOPEZ HUERGA, MARTIN	137701-T	MC Enduro Cunit	1	1	2
30	100	ARRASTIA MARTIN, MARC	137415-T	Pobla Mafumet	1	1	2
31	523	SARAFANOV KUSEN, DIMITRI	138731-L	Mc. Segre	1	1	2
32	42	ZGAIB ZALAZAR, BENJAMIN	11649-AN	Mc. Pirineu	1	1	2
33	106	QUEROL ALCAÑIZ, ZOE	136911-L	Mc. Segre	--	1	1
NT	27	BERNAL LUQUE, IRUNE	138904-B	Mc Cifuentes	0	--	0
NT	29	MOLINA MESA, ADRIAN	138795-B	Mc. Riuprimer Gas i Roccs	0	--	0

Cap de cronometratge / Director de Cursa / President del Jurat

Orbits



20 de maig de 2018 - Circuit de Vallgorguina

Campionat de Catalunya MX - Vallgorguina

classificat per voltes

MX 50 Motor Parc Vallgorguina 2,000 km
Carrera 1 20/05/2018 17:15
Cursa (10:00 i 2 Voltes) started at 17:35:30

Pos.	Núm.	Nom	Voltes	Total Ts	Dif	Millor Tm	Moto	Club	classe	Punts
1	117	IZAGUIRRE PINTO, JUAN	7	14:30.260		1:44.081	SIN MARCA	Independiente	MX 50	25
2	5	RIBA LAZARO, OLEGUER	7	14:48.234	17.974	1:48.260	KTM	Mc. Riuprimer C	MX 50	20
3	22	PALLARES MURISCOT, NIL	7	14:53.012	22.752	1:49.159	KTM	MC Llivia	MX 50	16
4	19	GARCIA TORRECILLAS, JOAN	7	14:56.369	26.109	1:48.404	SIN MARCA	Mc Sitges	MX 50	13
5	79	PAVON EL GUEDDARI, OMAR	7	14:59.997	29.737	1:49.665	HUSQVARNA	Mc. Segre	MX 50	11
6	69	MORENO GONZALEZ, HUGO	7	15:31.981	1:01.721	1:53.104	SIN MARCA	Adaim Racing T	MX 50	10
7	39	ARFELIS NAVARRO, AINA	7	15:39.242	1:08.982	1:53.115	HUSQVARNA	Mc. Segre	MX 50	9
8	38	GABARDA CASTELLANO, ALEX	7	15:54.983	1:24.723	1:56.410	KTM	CM Villar del Ar	MX 50	8
9	11	MARTINEZ LAMBERTO, IVAN	7	16:01.052	1:30.792	1:55.950	HUSQVARNA	Amv Torroella	MX 50	7
10	6	VALENCIA BERMEJO, DANIEL	7	16:03.609	1:33.349	1:56.354	KTM	Pobla Mafumet	MX 50	6
11	130	SOLE PALAU, AXEL	7	16:32.817	2:02.557	2:00.055	SIN MARCA	Mc. Segre	MX 50	5
12	9	MARTINEZ GONZALEZ, JAUME	6	14:31.330	1 Volta	1:59.748	SIN MARCA	MC C.Taulé	MX 50	4
13	53	CUBELES BERNAL, VICTOR	6	14:31.889	1 Volta	2:00.333	KTM	Mc. Zuera	MX 50	3
14	167	CAUDET RUIZ, PAU	6	14:33.224	1 Volta	1:59.909	SIN MARCA	MC Benicarló	MX 50	2
15	216	QUEROL ALCAÑIZ, IZAN	6	14:38.917	1 Volta	2:00.838	SIN MARCA	Mc. Segre	MX 50	1
16	12	PEREZ GIMENEZ, NIL	6	14:41.842	1 Volta	2:01.723	KTM	Mc St.Celoni	MX 50	1
17	227	CALVO VILALTA, JUDIT	6	14:44.022	1 Volta	2:04.113	KTM	MC 3 Turons	MX 50	1
18	17	CASAS GUERRA, ADEI	6	14:48.053	1 Volta	1:59.276	SIN MARCA	CEM Constantí	MX 50	1
19	94	VILARNAU SILLERO, JORDI	6	14:55.040	1 Volta	2:03.260	KTM	Mc St.Celoni	MX 50	1
20	115	RODRIGUEZ RAMOS, ALBERTO	6	15:41.762	1 Volta	2:09.882	KTM	Mc. Fora Vila M	MX 50	1
21	15	PIERA SALVIA, MARTI	6	15:47.542	1 Volta	2:11.978	KTM	Mc. Segre	MX 50	1
22	855	PLA QUEROL, AITOR	6	15:59.749	1 Volta	2:09.443	KTM	Mec Alcanar	MX 50	1
23	135	SOLER TIMON, DIDAC	6	16:15.379	1 Volta	2:12.173	SIN MARCA	Mc VDB	MX 50	1
24	7	GODINO GOMEZ, ADELA	5	14:33.747	2 Voltes	2:19.665	KTM	MC C.Taulé	MX 50	1
25	112	LOPEZ HUERGA, MARTIN	5	14:58.329	2 Voltes	2:19.908	KTM	MC Enduro Cun	MX 50	1
26	88	ROC SOLER, MARTI	5	15:05.102	2 Voltes	2:26.195	SIN MARCA	Amv Torroella	MX 50	1
27	311	GARCIA ESCODA, ENZO	5	15:16.582	2 Voltes	2:14.626	KTM	MC Alpícat	MX 50	1
28	26	VIÑOLAS IGLESIAS, ORIOL	5	15:25.952	2 Voltes	2:14.032	KTM	Peu a Baix	MX 50	1
29	523	SARAFANOV KUSEN, DIMITRI	5	15:32.983	2 Voltes	2:26.548	KTM	Mc. Segre	MX 50	1
30	100	ARRASTIA MARTIN, MARC	5	16:08.286	2 Voltes	2:25.371	KTM	Pobla Mafumet	MX 50	1
31	42	ZGAIB ZALAZAR, BENJAMIN	5	17:04.205	2 Voltes	2:43.018	SIN MARCA	Mc. Pirineu	MX 50	1
32	31	PONS MUNTANER, JAUME	4	15:10.351	3 Voltes	2:02.413	KTM	100 Emocions E	MX 50	1
No classificat										
NT	27	BERNAL LUQUE, IRUNE	4	12:08.384	NT	2:20.870	KTM	Mc Cifuentes	MX 50	0
NT	29	MOLINA MESA, ADRIAN		2:08.179	NT		HUSQVARNA	Mc. Riuprimer C	MX 50	0

Marge de victòria	Velocitat mitja	Millor temps de volta	Millor vel.	Millor volta per
17.974	57,914	1:44.081	69,177	117 - IZAGUIRRE PINTO, JUAN

Cap de cronometratge / Director de Cursa / President del Jurat Orbits

20 de maig de 2018 - Circuit de Vallgorguina

Campionat de Catalunya MX - Vallgorguina

Volta a volta

MX 50

Motor Parc Vallgorguina 2,000 km

Carrera 1

20/05/2018 17:15

Cursa (10:00 i 2 Voltes) started at 17:35:30

Competidors	Voltes							
	0	1	2	3	4	5	6	7
IZAGUIRRE PINTO, JUAN (117)	1	117	117	117	117	117	117	117
RIBA LAZARO, OLEGUER (5)	2	5	5	5	5	5	5	5
MARTINEZ LAMBERTO, IVAN (11)	3	11	22	22	22	22	22	22
QUEROL ALCAÑIZ, IZAN (216)	4	216	11	79	79	19	19	19
PALLARES MURISCOT, NIL (22)	5	22	79	19	19	79	79	79
PAVON EL GUEDDARI, OMAR (79)	6	79	19	11	11	69	69	69
CASAS GUERRA, ADEI (17)	7	17	69	69	69	39	39	39
GARCIA TORRECILLAS, JOAN (19)	8	19	216	39	39	11	11	38
MORENO GONZALEZ, HUGO (69)	9	69	39	216	6	38	38	11
SOLE PALAU, AXEL (130)	10	130	6	6	38	6	6	6
VALENCIA BERMEJO, DANIEL (6)	11	6	38	38	130	17	17	130
ARFELIS NAVARRO, AINA (39)	12	39	130	130	17	130	130	9
MOLINA MESA, ADRIAN (29)	13	29	17	17	216	9	9	53
GABARDA CASTELLANO, ALEX (38)	14	38	227	227	227	216	53	167
CALVO VILALTA, JUDIT (227)	15	227	53	53	53	53	167	216
PEREZ GIMENEZ, NIL (12)	16	12	12	12	9	167	216	12
CUBELES BERNAL, VICTOR (53)	17	53	94	9	12	227	12	227
VILARNAU SILLERO, JORDI (94)	18	94	167	94	167	12	227	17
CAUDET RUIZ, PAU (167)	19	167	9	167	94	94	94	94
MARTINEZ GONZALEZ, JAUME (9)	20	9	15	15	15	115	115	115
PIERA SALVIA, MARTI (15)	21	15	311	115	115	15	15	15
GARCIA ESCODA, ENZO (311)	22	311	115	855	855	855	855	855
RODRIGUEZ RAMOS, ALBERTO (115)	23	115	855	135	135	135	135	135
GODINO GOMEZ, ADELA (7)	24	7	27	27	27	27	7	
SOLER TIMON, DIDAC (135)	25	135	135	7	7	7	112	
BERNAL LUQUE, IRUNE (27)	26	27	7	26	112	112	88	
PLA QUEROL, AITOR (855)	27	855	26	112	88	88	311	
ROC SOLER, MARTI (88)	28	88	88	88	311	311	26	
VIÑOLAS IGLESIAS, ORIOL (26)	29	26	112	523	523	523	523	
LOPEZ HUERGA, MARTIN (112)	30	112	523	311	26	26	100	
SARAFANOV KUSEN, DIMITRI (523)	31	523	42	100	100	100	42	
ZGAIB ZALAZAR, BENJAMIN (42)	32	42	100	42	42	42		
ARRASTIA MARTIN, MARC (100)	33	100	31	31	31	31		
PONS MUNTANER, JAUME (31)	34	31						



Campionat de Catalunya MX - Vallgorguina

MX 50

Motor Parc Vallgorguina 2,000 km

Carrera 1

20/05/2018 17:15

Cursa (10:00 i 2 Voltes) started at 17:35:30

Lap	Lap Tm	Diff	Time of Day
(117) IZAGUIRRE PINTO, JUAN			
1	1:44.081		17:39:03.359
2	1:45.148	+1.067	17:40:48.507
3	1:50.473	+6.392	17:42:38.980
4	1:53.026	+8.945	17:44:32.006
5	1:47.962	+3.881	17:46:19.968
6	1:49.067	+4.986	17:48:09.035
7	1:52.041	+7.960	17:50:01.076

Lap	Lap Tm	Diff	Time of Day
(5) RIBA LAZARO, OLEGUER			
1	1:49.035	+0.775	17:39:09.406
2	1:48.260		17:40:57.666
3	1:51.924	+3.664	17:42:49.590
4	1:49.365	+1.105	17:44:38.955
5	1:53.603	+5.343	17:46:32.558
6	1:51.292	+3.032	17:48:23.850
7	1:55.200	+6.940	17:50:19.050

Lap	Lap Tm	Diff	Time of Day
(22) PALLARES MURISCOT, NIL			
1	1:49.415	+0.256	17:39:21.607
2	1:49.159		17:41:10.766
3	1:51.462	+2.303	17:43:02.228
4	1:51.403	+2.244	17:44:53.631
5	1:50.580	+1.421	17:46:44.211
6	1:49.662	+0.503	17:48:33.873
7	1:49.955	+0.796	17:50:23.828

Lap	Lap Tm	Diff	Time of Day
(19) GARCIA TORRECILLAS, JOAN			
1	1:51.110	+2.706	17:39:24.386
2	1:52.094	+3.690	17:41:16.480
3	1:51.182	+2.778	17:43:07.662
4	1:48.404		17:44:56.066
5	1:48.909	+0.505	17:46:44.975
6	1:49.773	+1.369	17:48:34.748
7	1:52.437	+4.033	17:50:27.185

Lap	Lap Tm	Diff	Time of Day
(79) PAVON EL GUEDDARI, OMAR			
1	1:51.394	+1.729	17:39:23.641
2	1:51.947	+2.282	17:41:15.588
3	1:51.366	+1.701	17:43:06.954
4	1:51.285	+1.620	17:44:58.239
5	1:49.665		17:46:47.904
6	1:50.436	+0.771	17:48:38.340
7	1:52.473	+2.808	17:50:30.813

Lap	Lap Tm	Diff	Time of Day
(69) MORENO GONZALEZ, HUGO			
1	1:58.030	+4.926	17:39:32.657
2	1:53.820	+0.716	17:41:26.477
3	1:53.104		17:43:19.581
4	1:56.409	+3.305	17:45:15.990
5	1:55.361	+2.257	17:47:11.351
6	1:55.857	+2.753	17:49:07.208
7	1:55.589	+2.485	17:51:02.797

Lap	Lap Tm	Diff	Time of Day
(39) ARFELIS NAVARRO, AINA			
1	1:55.668	+2.553	17:39:34.023
2	1:55.032	+1.917	17:41:29.055
3	1:53.115		17:43:22.170
4	1:59.099	+5.984	17:45:21.269
5	1:54.346	+1.231	17:47:15.615
6	1:56.520	+3.405	17:49:12.135
7	1:57.923	+4.808	17:51:10.058

Lap	Lap Tm	Diff	Time of Day
(38) GABARDA CASTELLANO, ALEX			
1	1:58.921	+2.511	17:39:38.797

Lap	Lap Tm	Diff	Time of Day
2	1:57.076	+0.666	17:41:35.873
3	1:56.671	+0.261	17:43:32.544
4	1:57.830	+1.420	17:45:30.374
5	1:56.410		17:47:26.784
6	2:00.213	+3.803	17:49:26.997
7	1:58.802	+2.392	17:51:25.799

Lap	Lap Tm	Diff	Time of Day
(11) MARTINEZ LAMBERTO, IVAN			
1	1:55.950		17:39:21.890
2	1:56.426	+0.476	17:41:18.316
3	2:00.280	+4.330	17:43:18.596
4	2:04.239	+8.289	17:45:22.835
5	2:01.635	+5.685	17:47:24.470
6	2:04.343	+8.393	17:49:28.813
7	2:03.055	+7.105	17:51:31.868

Lap	Lap Tm	Diff	Time of Day
(6) VALENCIA BERMEJO, DANIEL			
1	1:59.249	+2.895	17:39:37.153
2	1:58.228	+1.874	17:41:35.381
3	1:56.354		17:43:31.735
4	2:02.109	+5.755	17:45:33.844
5	2:00.585	+4.231	17:47:34.429
6	1:57.774	+1.420	17:49:32.203
7	2:02.222	+5.868	17:51:34.425

Lap	Lap Tm	Diff	Time of Day
(130) SOLE PALAU, AXEL			
1	2:01.573	+1.518	17:39:38.948
2	2:00.055		17:41:39.003
3	2:02.223	+2.168	17:43:41.226
4	2:05.563	+5.508	17:45:46.789
5	2:03.807	+3.752	17:47:50.596
6	2:05.722	+5.667	17:49:56.318
7	2:07.315	+7.260	17:52:03.633

Lap	Lap Tm	Diff	Time of Day
(9) MARTINEZ GONZALEZ, JAUME			
1	2:01.371	+1.623	17:39:54.868
2	2:01.070	+1.322	17:41:55.938
3	2:02.511	+2.763	17:43:58.449
4	1:59.748		17:45:58.197
5	2:00.058	+0.310	17:47:58.255
6	2:03.891	+4.143	17:50:02.146

Lap	Lap Tm	Diff	Time of Day
(53) CUBELES BERNAL, VICTOR			
1	2:02.211	+1.878	17:39:48.859
2	2:03.533	+3.200	17:41:52.392
3	2:05.182	+4.849	17:43:57.574
4	2:03.259	+2.926	17:46:00.833
5	2:00.333		17:48:01.166
6	2:01.539	+1.206	17:50:02.705

Lap	Lap Tm	Diff	Time of Day
(167) CAUDET RUIZ, PAU			
1	2:06.090	+6.181	17:39:54.242
2	2:03.476	+3.567	17:41:57.718
3	2:02.851	+2.942	17:44:00.569
4	2:02.301	+2.392	17:46:02.870
5	1:59.909		17:48:02.779
6	2:01.261	+1.352	17:50:04.040

Lap	Lap Tm	Diff	Time of Day
(216) QUEROL ALCAÑIZ, IZAN			
1	2:00.838		17:39:32.818
2	2:01.357	+0.519	17:41:34.175
3	2:22.653	+21.815	17:43:56.828
4	2:03.243	+2.405	17:46:00.071
5	2:03.997	+3.159	17:48:04.068
6	2:05.665	+4.827	17:50:09.733

Lap	Lap Tm	Diff	Time of Day
(12) PEREZ GIMENEZ, NIL			
1	2:06.268	+4.545	17:39:50.603
2	2:03.612	+1.889	17:41:54.215
3	2:05.584	+3.861	17:43:59.799
4	2:05.024	+3.301	17:46:04.823
5	2:01.723		17:48:06.546
6	2:06.112	+4.389	17:50:12.658

Lap	Lap Tm	Diff	Time of Day
(227) CALVO VILALTA, JUDIT			
1	2:04.113		17:39:47.285
2	2:04.625	+0.512	17:41:51.910
3	2:05.369	+1.256	17:43:57.279
4	2:06.657	+2.544	17:46:03.936
5	2:06.517	+2.404	17:48:10.453
6	2:04.385	+0.272	17:50:14.838

Lap	Lap Tm	Diff	Time of Day
(17) CASAS GUERRA, ADEI			
1	2:10.335	+11.059	17:39:42.954
2	1:59.276		17:41:42.230
3	2:01.904	+2.628	17:43:44.134
4	2:00.735	+1.459	17:45:44.869
5	2:01.784	+2.508	17:47:46.653
6	2:32.216	+32.940	17:50:18.869

Lap	Lap Tm	Diff	Time of Day
(94) VILARNAU SILLERO, JORDI			
1	2:06.228	+2.968	17:39:53.282
2	2:03.260		17:41:56.542
3	2:05.991	+2.731	17:44:02.533
4	2:08.204	+4.944	17:46:10.737
5	2:07.094	+3.834	17:48:17.831
6	2:08.025	+4.765	17:50:25.856

Lap	Lap Tm	Diff	Time of Day
(115) RODRIGUEZ RAMOS, ALBERTO			
1	2:14.957	+5.075	17:40:13.743
2	2:12.663	+2.781	17:42:26.406
3	2:12.106	+2.224	17:44:38.512
4	2:10.239	+0.357	17:46:48.751
5	2:13.945	+4.063	17:49:02.696
6	2:09.882		17:51:12.578

Lap	Lap Tm	Diff	Time of Day
(15) PIERA SALVIA, MARTI			
1	2:14.129	+2.151	17:40:08.792
2	2:13.991	+2.013	17:42:22.783
3	2:14.292	+2.314	17:44:37.075
4	2:16.418	+4.440	17:46:53.493
5	2:11.978		17:49:05.471
6	2:12.887	+0.909	17:51:18.358

Lap	Lap Tm	Diff	Time of Day
(855) PLA QUEROL, AITOR			
1	2:16.581	+7.138	17:40:27.879
2	2:15.099	+5.656	17:42:42.978
3	2:14.877	+5.434	17:44:57.855
4	2:12.516	+3.073	17:47:10.371
5	2:10.751	+1.308	17:49:21.122
6	2:09.443		17:51:30.565

Lap	Lap Tm	Diff	Time of Day
(135) SOLER TIMON, DIDAC			
1	2:23.020	+10.847	17:40:32.990
2	2:15.977	+3.804	17:42:48.967
3	2:13.951	+1.778	17:45:02.918
4	2:14.816	+2.643	17:47:17.734
5	2:12.173		17:49:29.907
6	2:16.288	+4.115	17:51

Campionat de Catalunya MX - Vallgorguina

MX 50

Motor Parc Vallgorguina 2,000 km

Carrera 1

20/05/2018 17:15

Cursa (10:00 i 2 Voltes) started at 17:35:30

Lap	Lap Tm	Diff	Time of Day
2	2:22.823	+3.158	17:42:58.744
3	2:24.576	+4.911	17:45:23.320
4	2:19.665		17:47:42.985
5	2:21.578	+1.913	17:50:04.563

(112) LOPEZ HUERGA, MARTIN

Lap	Lap Tm	Diff	Time of Day
1	2:25.440	+5.532	17:40:45.775
2	2:26.885	+6.977	17:43:12.660
3	2:19.908		17:45:32.568
4	2:26.748	+6.840	17:47:59.316
5	2:29.829	+9.921	17:50:29.145

(88) ROC SOLER, MARTI

Lap	Lap Tm	Diff	Time of Day
1	2:28.736	+2.541	17:40:43.422
2	2:29.841	+3.646	17:43:13.263
3	2:26.503	+0.308	17:45:39.766
4	2:26.195		17:48:05.961
5	2:29.957	+3.762	17:50:35.918

(311) GARCIA ESCODA, ENZO

Lap	Lap Tm	Diff	Time of Day
1	2:14.626		17:40:11.981
2	3:19.479	+1:04.853	17:43:31.460
3	2:24.742	+10.116	17:45:56.202
4	2:27.118	+12.492	17:48:23.320
5	2:24.078	+9.452	17:50:47.398

(26) VIÑOLAS IGLESIAS, ORIOL

Lap	Lap Tm	Diff	Time of Day
1	2:21.537	+7.505	17:40:37.142
2	2:24.343	+10.311	17:43:01.485
3	3:25.591	+1:11.559	17:46:27.076
4	2:14.032		17:48:41.108
5	2:15.660	+1.628	17:50:56.768

(523) SARAFANOV KUSEN, DIMITRI

Lap	Lap Tm	Diff	Time of Day
1	2:26.548		17:40:48.375
2	2:30.677	+4.129	17:43:19.052
3	2:45.720	+19.172	17:46:04.772
4	2:32.434	+5.886	17:48:37.206
5	2:26.593	+0.045	17:51:03.799

(100) ARRASTIA MARTIN, MARC

Lap	Lap Tm	Diff	Time of Day
1	2:25.371		17:41:54.776
2	2:25.663	+0.292	17:44:20.439
3	2:26.226	+0.855	17:46:46.665
4	2:26.362	+0.991	17:49:13.027
5	2:26.075	+0.704	17:51:39.102

(42) ZGAIB ZALAZAR, BENJAMIN

Lap	Lap Tm	Diff	Time of Day
1	2:49.548	+6.530	17:41:33.607
2	2:49.164	+6.146	17:44:22.771
3	2:45.088	+2.070	17:47:07.859
4	2:43.018		17:49:50.877
5	2:44.144	+1.126	17:52:35.021

(31) PONS MUNTANER, JAUME

Lap	Lap Tm	Diff	Time of Day
1	2:03.625	+1.212	17:44:26.979
2	2:06.943	+4.530	17:46:33.922
3	2:02.413		17:48:36.335
4	2:04.832	+2.419	17:50:41.167

(27) BERNAL LUQUE, IRUNE

Lap	Lap Tm	Diff	Time of Day
1	2:21.029	+0.159	17:40:32.058
2	2:22.484	+1.614	17:42:54.542
3	2:20.870		17:45:15.412
4	2:23.788	+2.918	17:47:39.200



20 de maig de 2018 - Circuit de Vallgorguina

Campionat de Catalunya MX - Vallgorguina

classificat per voltes

MX 50

Motor Parc Vallgorguina 2,000 km

Carrera 2

20/05/2018 19:30

Cursa (10:00 i 2 Voltes) started at 19:46:38

Pos.	Núm.	Nom	Voltes	Total Ts	Dif	Millor Tm	Moto	Club	classe	Punts
1	117	IZAGUIRRE PINTO, JUAN	7	14:17.922		1:43.725	SIN MARCA	Independiente	MX 50	25
2	5	RIBA LAZARO, OLEGUER	7	14:38.250	20.328	1:47.336	KTM	Mc. Riuprimer C	MX 50	20
3	22	PALLARES MURISCOT, NIL	7	14:52.280	34.358	1:49.767	KTM	MC Llivia	MX 50	16
4	69	MORENO GONZALEZ, HUGO	7	15:23.625	1:05.703	1:52.562	SIN MARCA	Adaim Racing T	MX 50	13
5	19	GARCIA TORRECILLAS, JOAN	7	15:24.374	1:06.452	1:47.268	SIN MARCA	Mc Sitges	MX 50	11
6	79	PAVON EL GUEDDARI, OMAR	7	15:32.840	1:14.918	1:48.546	HUSQVARNA	Mc. Segre	MX 50	10
7	6	VALENCIA BERMEJO, DANIEL	7	15:35.332	1:17.410	1:54.455	KTM	Pobla Mafumet	MX 50	9
8	39	ARFELIS NAVARRO, AINA	7	16:02.869	1:44.947	1:53.554	HUSQVARNA	Mc. Segre	MX 50	8
9	11	MARTINEZ LAMBERTO, IVAN	7	16:14.870	1:56.948	1:58.930	HUSQVARNA	Amv Torroella	MX 50	7
10	53	CUBELES BERNAL, VICTOR	6	14:22.231	1 Volta	1:56.835	KTM	Mc. Zuera	MX 50	6
11	167	CAUDET RUIZ, PAU	6	14:37.609	1 Volta	1:57.545	SIN MARCA	MC Benicarló	MX 50	5
12	130	SOLE PALAU, AXEL	6	14:40.276	1 Volta	2:01.075	SIN MARCA	Mc. Segre	MX 50	4
13	17	CASAS GUERRA, ADEI	6	14:45.116	1 Volta	2:01.141	SIN MARCA	CEM Constantí	MX 50	3
14	216	QUEROL ALCAÑIZ, IZAN	6	14:50.711	1 Volta	2:02.127	SIN MARCA	Mc. Segre	MX 50	2
15	31	PONS MUNTANER, JAUME	6	14:52.621	1 Volta	2:02.264	KTM	100 Emocions E	MX 50	1
16	94	VILARNAU SILLERO, JORDI	6	15:06.394	1 Volta	2:05.189	KTM	Mc St.Celoni	MX 50	1
17	9	MARTINEZ GONZALEZ, JAUME	6	15:12.862	1 Volta	2:00.465	SIN MARCA	MC C.Taulé	MX 50	1
18	26	VIÑOLAS IGLESIAS, ORIOL	6	15:20.032	1 Volta	2:07.396	KTM	Peu a Baix	MX 50	1
19	227	CALVO VILALTA, JUDIT	6	15:22.659	1 Volta	2:04.908	KTM	MC 3 Turons	MX 50	1
20	855	PLA QUEROL, AITOR	6	15:28.670	1 Volta	2:07.083	KTM	Mec Alcanar	MX 50	1
21	38	GABARDA CASTELLANO, ALEX	6	15:37.790	1 Volta	1:52.150	KTM	CM Villar del Ar	MX 50	1
22	12	PEREZ GIMENEZ, NIL	6	15:43.019	1 Volta	1:57.896	KTM	Mc St.Celoni	MX 50	1
23	106	QUEROL ALCAÑIZ, ZOE	6	16:13.426	1 Volta	2:09.072	SIN MARCA	Mc. Segre	MX 50	1
24	15	PIERA SALVIA, MARTI	6	16:14.362	1 Volta	2:09.439	KTM	Mc. Segre	MX 50	1
25	115	RODRIGUEZ RAMOS, ALBERTO	6	16:17.647	1 Volta	2:08.773	KTM	Mc. Fora Vila M	MX 50	1
26	7	GODINO GOMEZ, ADELA	5	14:39.513	2 Voltes	2:21.248	KTM	MC C.Taulé	MX 50	1
27	135	SOLER TIMON, DIDAC	5	14:41.315	2 Voltes	2:12.408	SIN MARCA	Mc VDB	MX 50	1
28	311	GARCIA ESCODA, ENZO	5	14:49.853	2 Voltes	2:16.085	KTM	MC Alpícat	MX 50	1
29	88	ROC SOLER, MARTI	5	14:55.636	2 Voltes	2:25.388	SIN MARCA	Amv Torroella	MX 50	1
30	112	LOPEZ HUERGA, MARTIN	5	14:57.744	2 Voltes	2:22.671	KTM	MC Enduro Cun	MX 50	1
31	100	ARRASTIA MARTIN, MARC	5	15:00.704	2 Voltes	2:20.364	KTM	Pobla Mafumet	MX 50	1
32	523	SARAFANOV KUSEN, DIMITRI	5	15:44.530	2 Voltes	2:28.503	KTM	Mc. Segre	MX 50	1
33	42	ZGAIB ZALAZAR, BENJAMIN	4	15:02.296	3 Voltes	2:34.596	SIN MARCA	Mc. Pirineu	MX 50	1

Marge de victòria	Velocitat mitja	Millor temps de volta	Millor vel.	Millor volta per
20.328	58,747	1:43.725	69,414	117 - IZAGUIRRE PINTO, JUAN

Cap de cronometratge / Director de Cursa / President del Jurat

Orbits

20 de maig de 2018 - Circuit de Vallgorguina

Campionat de Catalunya MX - Vallgorguina

Volta a volta

MX 50

Motor Parc Vallgorguina 2,000 km

Carrera 2

20/05/2018 19:30

Cursa (10:00 i 2 Voltes) started at 19:46:38

Competidors	Voltes							
	0	1	2	3	4	5	6	7
RIBA LAZARO, OLEGUER (5)	1	5	117	117	117	117	117	117
IZAGUIRRE PINTO, JUAN (117)	2	117	5	5	5	5	5	5
PALLARES MURISCOT, NIL (22)	3	22	22	22	22	22	22	22
MARTINEZ LAMBERTO, IVAN (11)	4	11	69	69	69	69	69	69
MORENO GONZALEZ, HUGO (69)	5	69	11	6	6	6	6	19
VALENCIA BERMEJO, DANIEL (6)	6	6	6	11	11	19	19	6
SOLE PALAU, AXEL (130)	7	130	12	38	19	79	79	6
PEREZ GIMENEZ, NIL (12)	8	12	53	19	38	11	11	39
CUBELES BERNAL, VICTOR (53)	9	53	38	12	79	38	39	39
QUEROL ALCAÑIZ, IZAN (216)	10	216	19	79	12	39	53	53
GABARDA CASTELLANO, ALEX (38)	11	38	130	53	39	53	130	167
VILARNAU SILLERO, JORDI (94)	12	94	216	39	53	130	17	130
VIÑOLAS IGLESIAS, ORIOL (26)	13	26	39	130	130	17	167	17
GARCIA TORRECILLAS, JOAN (19)	14	19	79	216	216	216	216	216
PONS MUNTANER, JAUME (31)	15	31	94	17	17	167	31	31
CASAS GUERRA, ADEI (17)	16	17	17	167	167	31	94	94
ARFELIS NAVARRO, AINA (39)	17	39	31	94	31	94	9	9
CAUDET RUIZ, PAU (167)	18	167	167	31	94	26	26	26
PLA QUEROL, AITOR (855)	19	855	26	26	26	227	227	227
PAVON EL GUEDDARI, OMAR (79)	20	79	855	855	855	9	855	855
PIERA SALVIA, MARTI (15)	21	15	227	227	227	855	38	38
CALVO VILALTA, JUDIT (227)	22	227	15	9	9	12	12	12
ROC SOLER, MARTI (88)	23	88	9	15	15	106	106	106
GODINO GOMEZ, ADELA (7)	24	7	7	7	106	15	15	15
LOPEZ HUERGA, MARTIN (112)	25	112	106	106	115	115	115	115
QUEROL ALCAÑIZ, ZOE (106)	26	106	88	88	7	7	7	7
ZGAIB ZALAZAR, BENJAMIN (42)	27	42	112	115	88	135	135	135
MARTINEZ GONZALEZ, JAUME (9)	28	9	115	112	112	88	311	311
SARAFANOV KUSEN, DIMITRI (523)	29	523	42	311	311	311	88	88
RODRIGUEZ RAMOS, ALBERTO (115)	30	115	311	135	135	112	112	112
ARRASTIA MARTIN, MARC (100)	31	100	100	100	100	100	100	100
GARCIA ESCODA, ENZO (311)	32	311	135	42	523	523	523	523
SOLER TIMON, DIDAC (135)	33	135	523	523	42	42	42	42

Cap de cronometratge / Director de Cursa / President del Jurat

Orbits



20 de maig de 2018 - Circuit de Vallgorguina

Campionat de Catalunya MX - Vallgorguina

MX 50

Motor Parc Vallgorguina 2,000 km

Carrera 2

20/05/2018 19:30

Cursa (10:00 i 2 Voltes) started at 19:46:38

Lap	Lap Tm	Diff	Time of Day
(117) IZAGUIRRE PINTO, JUAN			
1	1:44.210	+0.485	19:50:13.846
2	1:45.288	+1.563	19:51:59.134
3	1:43.725		19:53:42.859
4	1:49.533	+5.808	19:55:32.392
5	1:48.502	+4.777	19:57:20.894
6	1:47.891	+4.166	19:59:08.785
7	1:47.790	+4.065	20:00:56.575

(5) RIBA LAZARO, OLEGUER			
1	1:47.949	+0.613	19:50:16.989
2	1:49.383	+2.047	19:52:06.372
3	1:49.147	+1.811	19:53:55.519
4	1:47.336		19:55:42.855
5	1:50.340	+3.004	19:57:33.195
6	1:51.676	+4.340	19:59:24.871
7	1:52.032	+4.696	20:01:16.903

(22) PALLARES MURISCOT, NIL			
1	1:49.767		19:50:21.339
2	1:50.074	+0.307	19:52:11.413
3	1:51.512	+1.745	19:54:02.925
4	1:50.703	+0.936	19:55:53.628
5	1:51.262	+1.495	19:57:44.890
6	1:54.150	+4.383	19:59:39.040
7	1:51.893	+2.126	20:01:30.933

(69) MORENO GONZALEZ, HUGO			
1	1:53.199	+0.637	19:50:29.381
2	1:53.697	+1.135	19:52:23.078
3	1:55.368	+2.806	19:54:18.446
4	1:57.516	+4.954	19:56:15.962
5	1:52.562		19:58:08.524
6	1:53.590	+1.028	20:00:02.114
7	2:00.164	+7.602	20:02:02.278

(19) GARCIA TORRECILLAS, JOAN			
1	1:52.229	+4.961	19:50:58.214
2	1:56.283	+9.015	19:52:54.497
3	1:47.268		19:54:41.765
4	1:48.851	+1.583	19:56:30.616
5	1:50.331	+3.063	19:58:20.947
6	1:52.493	+5.225	20:00:13.440
7	1:49.587	+2.319	20:02:03.027

(79) PAVON EL GUEDDARI, OMAR			
1	1:53.819	+5.273	19:51:06.675
2	1:51.084	+2.538	19:52:57.759
3	1:48.546		19:54:46.305
4	1:51.344	+2.798	19:56:37.649
5	1:52.198	+3.652	19:58:29.847
6	1:49.014	+0.468	20:00:18.861
7	1:52.632	+4.086	20:02:11.493

(6) VALENCIA BERMEJO, DANIEL			
1	1:54.937	+0.482	19:50:35.317
2	1:54.455		19:52:29.772
3	1:55.505	+1.050	19:54:25.277
4	1:56.962	+2.507	19:56:22.239
5	1:57.089	+2.634	19:58:19.328
6	1:57.330	+2.875	20:00:16.658
7	1:57.327	+2.872	20:02:13.985

(39) ARFELIS NAVARRO, AINA			
1	1:56.341	+2.787	19:51:04.060

2	1:57.216	+3.662	19:53:01.276
3	1:53.554		19:54:54.830
4	1:57.719	+4.165	19:56:52.549
5	1:55.456	+1.902	19:58:48.005
6	1:57.731	+4.177	20:00:45.736
7	1:55.786	+2.232	20:02:41.522

(11) MARTINEZ LAMBERTO, IVAN			
1	1:59.415	+0.485	19:50:34.550
2	1:58.930		19:52:33.480
3	2:03.807	+4.877	19:54:37.287
4	2:03.774	+4.844	19:56:41.061
5	2:02.255	+3.325	19:58:43.316
6	2:01.804	+2.874	20:00:45.120
7	2:08.403	+9.473	20:02:53.523

(53) CUBELES BERNAL, VICTOR			
1	2:03.075	+6.240	19:50:57.768
2	2:00.846	+4.011	19:52:58.614
3	1:57.766	+0.931	19:54:56.380
4	1:59.760	+2.925	19:56:56.140
5	2:07.909	+11.074	19:59:04.049
6	1:56.835		20:01:00.884

(167) CAUDET RUIZ, PAU			
1	1:59.444	+1.899	19:51:11.294
2	2:02.906	+5.361	19:53:14.200
3	2:01.161	+3.616	19:55:15.361
4	2:04.401	+6.856	19:57:19.762
5	1:58.955	+1.410	19:59:18.717
6	1:57.545		20:01:16.262

(130) SOLE PALAU, AXEL			
1	2:06.302	+5.227	19:50:58.678
2	2:04.788	+3.713	19:53:03.466
3	2:01.075		19:55:04.541
4	2:07.545	+6.470	19:57:12.086
5	2:02.362	+1.287	19:59:14.448
6	2:04.481	+3.406	20:01:18.929

(17) CASAS GUERRA, ADEI			
1	2:02.332	+1.191	19:51:09.699
2	2:02.981	+1.840	19:53:12.680
3	2:01.646	+0.505	19:55:14.326
4	2:02.858	+1.717	19:57:17.184
5	2:01.141		19:59:18.325
6	2:05.444	+4.303	20:01:23.769

(216) QUEROL ALCAÑIZ, IZAN			
1	2:06.348	+4.221	19:51:03.636
2	2:08.467	+6.340	19:53:12.103
3	2:02.127		19:55:14.230
4	2:05.222	+3.095	19:57:19.452
5	2:05.598	+3.471	19:59:25.050
6	2:04.314	+2.187	20:01:29.364

(31) PONS MUNTANER, JAUME			
1	2:03.995	+1.731	19:51:10.505
2	2:05.108	+2.844	19:53:15.613
3	2:03.818	+1.554	19:55:19.431
4	2:02.264		19:57:21.695
5	2:04.155	+1.891	19:59:25.850
6	2:05.424	+3.160	20:01:31.274

(94) VILARNAU SILLERO, JORDI			
1	2:06.575	+1.386	19:51:09.157

2	2:05.189		19:53:14.346
3	2:06.267	+1.078	19:55:20.613
4	2:08.042	+2.853	19:57:28.655
5	2:10.482	+5.293	19:59:39.137
6	2:05.910	+0.721	20:01:45.047

(9) MARTINEZ GONZALEZ, JAUME			
1	2:02.187	+1.722	19:51:38.771
2	2:00.922	+0.457	19:53:39.693
3	2:00.465		19:55:40.158
4	2:04.386	+3.921	19:57:44.544
5	2:04.631	+4.166	19:59:49.175
6	2:02.340	+1.875	20:01:51.515

(26) VIÑOLAS IGLESIAS, ORIO			
1	2:13.154	+5.758	19:51:17.721
2	2:08.687	+1.291	19:53:26.408
3	2:07.396		19:55:33.804
4	2:07.951	+0.555	19:57:41.755
5	2:09.098	+1.702	19:59:50.853
6	2:07.832	+0.436	20:01:58.685

(227) CALVO VILALTA, JUDIT			
1	2:04.935	+0.027	19:51:24.308
2	2:08.373	+3.465	19:53:32.681
3	2:06.212	+1.304	19:55:38.893
4	2:04.908		19:57:43.801
5	2:09.716	+4.808	19:59:53.517
6	2:07.795	+2.887	20:02:01.312

(855) PLA QUEROL, AITOR			
1	2:09.487	+2.404	19:51:21.997
2	2:07.083		19:53:29.080
3	2:07.338	+0.255	19:55:36.418
4	2:11.604	+4.521	19:57:48.022
5	2:09.892	+2.809	19:59:57.914
6	2:09.409	+2.326	20:02:07.323

(38) GABARDA CASTELLANO, ALEX			
1	2:00.387	+8.237	19:50:58.201
2	1:53.842	+1.692	19:52:52.043
3	1:52.150		19:54:44.193
4	1:57.018	+4.868	19:56:41.211
5	3:34.632	+1:42.482	20:00:15.843
6	2:00.600	+8.450	20:02:16.443

(12) PEREZ GIMENEZ, NIL			
1	2:03.405	+5.509	19:50:57.056
2	1:59.536	+1.640	19:52:56.592
3	1:57.896		19:54:54.488
4	3:19.179	+1:21.283	19:58:13.667
5	2:04.454	+6.558	20:00:18.121
6	2:03.551	+5.655	20:02:21.672

(106) QUEROL ALCAÑIZ, ZOE			
1	2:15.970	+6.898	19:51:47.415
2	2:16.671	+7.599	19:54:04.086
3	2:13.017	+3.945	19:56:17.103
4	2:15.964	+6.892	19:58:33.067
5	2:09.940	+0.868	20:00:43.007
6	2:09.072		20:02:52.079

(15) PIERA SALVIA, MARTI			
1	2:18.539	+9.100	19:51:37.206
2	2:19.513	+10.074	19:53:56.719
3	2:17.548	+8.109	19:56:14.267

Cap de cronometratge / Director de Cursa / President del Jurat

Orbits



Campionat de Catalunya MX - Vallgorguina

MX 50

Motor Parc Vallgorguina 2,000 km

Carrera 2

20/05/2018 19:30

Cursa (10:00 i 2 Voltes) started at 19:46:38

Lap	Lap Tm	Diff	Time of Day
4	2:18.965	+9.526	19:58:33.232
5	2:10.344	+0.905	20:00:43.576
6	2:09.439		20:02:53.015

(115) RODRIGUEZ RAMOS, ALBERTO

Lap	Lap Tm	Diff	Time of Day
1	2:15.357	+6.584	19:52:06.208
2	2:09.717	+0.944	19:54:15.925
3	2:09.546	+0.773	19:56:25.471
4	2:08.773		19:58:34.244
5	2:10.932	+2.159	20:00:45.176
6	2:11.124	+2.351	20:02:56.300

(7) GODINO GOMEZ, ADELA

Lap	Lap Tm	Diff	Time of Day
1	2:21.504	+0.256	19:51:42.761
2	2:21.248		19:54:04.009
3	2:22.910	+1.662	19:56:26.919
4	2:26.285	+5.037	19:58:53.204
5	2:24.962	+3.714	20:01:18.166

(135) SOLER TIMON, DIDAC

Lap	Lap Tm	Diff	Time of Day
1	2:22.061	+9.653	19:52:18.939
2	2:16.481	+4.073	19:54:35.420
3	2:12.408		19:56:47.828
4	2:17.862	+5.454	19:59:05.690
5	2:14.278	+1.870	20:01:19.968

(311) GARCIA ESCODA, ENZO

Lap	Lap Tm	Diff	Time of Day
1	2:20.391	+4.306	19:52:13.867
2	2:17.279	+1.194	19:54:31.146
3	2:16.085		19:56:47.231
4	2:21.028	+4.943	19:59:08.259
5	2:20.247	+4.162	20:01:28.506

(88) ROC SOLER, MARTI

Lap	Lap Tm	Diff	Time of Day
1	2:28.442	+3.054	19:51:48.646
2	2:25.388		19:54:14.034
3	2:26.457	+1.069	19:56:40.491
4	2:26.212	+0.824	19:59:06.703
5	2:27.586	+2.198	20:01:34.289

(112) LOPEZ HUERGA, MARTIN

Lap	Lap Tm	Diff	Time of Day
1	2:24.579	+1.908	19:51:54.364
2	2:27.135	+4.464	19:54:21.499
3	2:24.491	+1.820	19:56:45.990
4	2:22.671		19:59:08.661
5	2:27.736	+5.065	20:01:36.397

(100) ARRASTIA MARTIN, MARC

Lap	Lap Tm	Diff	Time of Day
1	2:24.418	+4.054	19:52:16.117
2	2:20.372	+0.008	19:54:36.489
3	2:20.364		19:56:56.853
4	2:20.889	+0.525	19:59:17.742
5	2:21.615	+1.251	20:01:39.357

(523) SARAFANOV KUSEN, DIMITRI

Lap	Lap Tm	Diff	Time of Day
1	2:33.730	+5.227	19:52:23.484
2	2:30.402	+1.899	19:54:53.886
3	2:30.201	+1.698	19:57:24.087
4	2:30.593	+2.090	19:59:54.680
5	2:28.503		20:02:23.183

(42) ZGAIB ZALAZAR, BENJAMIN

Lap	Lap Tm	Diff	Time of Day
1	2:34.596		19:52:10.838
2	2:35.893	+1.297	19:54:46.731
3	2:39.819	+5.223	19:57:26.550
4	4:14.399	+1:39.803	20:01:40.949

Cap de cronometratge / Director de Cursa / President del Jurat

Orbits



20 de maig de 2018 - Circuit de Vallgorguina

Campionat de Catalunya MX - Vallgorguina

Ordenat per la volta més ràpida

MX 50

Motor Parc Vallgorguina 2,000 km

Entrenaments Qualificatius

20/05/2018 15:30

Classificació (20:00 Temps) started at 15:37:34

Pos.	Núm.	Nom	Millor Tm	Dif	En volta	Club	classe
1	117	IZAGUIRRE PINTO, JUAN	1:43.541		8	Independiente	MX 50
2	5	RIBA LAZARO, OLEGUER	1:48.737	5.196	6	Mc. Riuprimer Gas i Rocs	MX 50
3	22	PALLARES MURISCOT, NIL	1:49.130	5.589	6	MC Llivia	MX 50
4	19	GARCIA TORRECILLAS, JOAN	1:51.273	7.732	8	Mc Sitges	MX 50
5	79	PAVON EL GUEDDARI, OMAR	1:52.431	8.890	7	Mc. Segre	MX 50
6	69	MORENO GONZALEZ, HUGO	1:53.529	9.988	4	Adaim Racing Team	MX 50
7	38	GABARDA CASTELLANO, ALEX	1:55.922	12.381	6	CM Villar del Arzobispo	MX 50
8	6	VALENCIA BERMEJO, DANIEL	1:57.344	13.803	5	Pobla Mafumet	MX 50
9	39	ARFELIS NAVARRO, AINA	1:58.603	15.062	9	Mc. Segre	MX 50
10	17	CASAS GUERRA, ADEI	1:59.282	15.741	8	CEM Constantí	MX 50
11	12	PEREZ GIMENEZ, NIL	2:00.405	16.864	3	Mc St.Celoni	MX 50
12	53	CUBELES BERNAL, VICTOR	2:01.269	17.728	6	Mc. Zuera	MX 50
13	9	MARTINEZ GONZALEZ, JAUME	2:01.463	17.922	4	MC C.Taulé	MX 50
14	94	VILARNAU SILLERO, JORDI	2:01.667	18.126	3	Mc St.Celoni	MX 50
15	31	PONS MUNTANER, JAUME	2:02.401	18.860	8	100 Emocions Esport Club	MX 50
16	216	QUEROL ALCAÑIZ, IZAN	2:02.426	18.885	5	Mc. Segre	MX 50
17	167	CAUDET RUIZ, PAU	2:02.458	18.917	7	MC Benicarló	MX 50
18	130	SOLE PALAU, AXEL	2:03.161	19.620	3	Mc. Segre	MX 50
19	11	MARTINEZ LAMBERTO, IVAN	2:03.385	19.844	8	Amv Torroella	MX 50
20	29	MOLINA MESA, ADRIAN	2:04.026	20.485	7	Mc. Riuprimer Gas i Rocs	MX 50
21	227	CALVO VILALTA, JUDIT	2:09.178	25.637	2	MC 3 Turons	MX 50
22	115	RODRIGUEZ RAMOS, ALBERTO	2:10.427	26.886	6	Mc. Fora Vila Muro	MX 50
23	855	PLA QUEROL, AITOR	2:11.317	27.776	8	Mec Alcanar	MX 50
24	311	GARCIA ESCODA, ENZO	2:13.730	30.189	6	MC Alpicat	MX 50
25	15	PIERA SALVIA, MARTI	2:14.144	30.603	2	Mc. Segre	MX 50
26	135	SOLER TIMON, DIDAC	2:14.990	31.449	6	Mc VDB	MX 50
27	106	QUEROL ALCAÑIZ, ZOE	2:18.220	34.679	6	Mc. Segre	MX 50
28	7	GODINO GOMEZ, ADELA	2:18.688	35.147	5	MC C.Taulé	MX 50
29	100	ARRASTIA MARTIN, MARC	2:21.347	37.806	7	Pobla Mafumet	MX 50
30	26	VIÑOLAS IGLESIAS, ORIOL	2:22.308	38.767	7	Peu a Baix	MX 50
31	88	ROC SOLER, MARTI	2:28.505	44.964	6	Amv Torroella	MX 50
32	523	SARAFANOV KUSEN, DIMITRI	2:32.150	48.609	5	Mc. Segre	MX 50
33	27	BERNAL LUQUE, IRUNE	2:33.031	49.490	3	Mc Cifuentes	MX 50
34	112	LOPEZ HUERGA, MARTIN	2:33.890	50.349	5	MC Enduro Cunit	MX 50
35	42	ZGAIB ZALAZAR, BENJAMIN	3:02.452	1:18.911	1	Mc. Pirineu	MX 50



Campionat de Catalunya MX - Vallgorguina


MX 50

Motor Parc Vallgorguina 2,000 km

Entrenaments Qualificatius

20/05/2018 15:30

Classificació (20:00 Temps) started at 15:37:34



Lap	Lap Tm	Diff	Time of Day
(117) IZAGUIRRE PINTO, JUAN			
1	1:47.630	+4.089	15:41:07.926
2	1:46.505	+2.964	15:42:54.431
3	1:45.875	+2.334	15:44:40.306
4	1:44.256	+0.715	15:46:24.562
5	1:46.950	+3.409	15:48:11.512
6	1:45.028	+1.487	15:49:56.540
7	1:44.969	+1.428	15:51:41.509
8	1:43.541		15:53:25.050
9	2:22.234	+38.693	15:55:47.284
10	1:46.849	+3.308	15:57:34.133
11	1:44.120	+0.579	15:59:18.253

Lap	Lap Tm	Diff	Time of Day
(5) RIBA LAZARO, OLEGUER			
1	1:57.391	+8.654	15:41:30.380
2	1:51.697	+2.960	15:43:22.077
3	1:50.596	+1.859	15:45:12.673
4	1:54.512	+5.775	15:47:07.185
5	2:31.234	+42.497	15:49:38.419
6	1:48.737		15:51:27.156
7	1:49.068	+0.331	15:53:16.224
8	2:00.450	+11.713	15:55:16.674
9	1:52.585	+3.848	15:57:09.259

Lap	Lap Tm	Diff	Time of Day
(22) PALLARES MURISCOT, NIL			
1	1:55.878	+6.748	15:42:05.036
2	1:55.800	+6.670	15:44:00.836
3	1:53.491	+4.361	15:45:54.327
4	1:53.076	+3.946	15:47:47.403
5	1:50.233	+1.103	15:49:37.636
6	1:49.130		15:51:26.766
7	1:56.383	+7.253	15:53:23.149
8	2:18.347	+29.217	15:55:41.496
9	1:52.368	+3.238	15:57:33.864
10	1:52.205	+3.075	15:59:26.069

Lap	Lap Tm	Diff	Time of Day
(19) GARCIA TORRECILLAS, JOAN			
1	1:56.004	+4.731	15:41:25.420
2	1:53.249	+1.976	15:43:18.669
3	1:52.880	+1.607	15:45:11.549
4	3:22.024	+1:30.751	15:48:33.573
5	1:53.972	+2.699	15:50:27.545
6	1:54.240	+2.967	15:52:21.785
7	3:22.143	+1:30.870	15:55:43.928
8	1:51.273		15:57:35.201

Lap	Lap Tm	Diff	Time of Day
(79) PAVON EL GUEDDARI, OMAR			
1	1:58.425	+5.994	15:41:36.227
2	1:53.073	+0.642	15:43:29.300
3	2:06.618	+14.187	15:45:35.918
4	1:52.820	+0.389	15:47:28.738
5	1:53.705	+1.274	15:49:22.443
6	1:53.256	+0.825	15:51:15.699
7	1:52.431		15:53:08.130
8	1:54.789	+2.358	15:55:02.919
9	2:24.026	+31.595	15:57:26.945
10	1:58.558	+6.127	15:59:25.503

Lap	Lap Tm	Diff	Time of Day
(69) MORENO GONZALEZ, HUGO			
1	2:02.486	+8.957	15:42:48.300
2	2:03.513	+9.984	15:44:51.813
3	2:02.208	+8.679	15:46:54.021
4	1:53.529		15:48:47.550
5	2:00.187	+6.658	15:50:47.737
6	1:55.860	+2.331	15:52:43.597

Lap	Lap Tm	Diff	Time of Day
7	3:02.269	+1:08.740	15:55:45.866
8	1:58.189	+4.660	15:57:44.055

Lap	Lap Tm	Diff	Time of Day
(38) GABARDA CASTELLANO, ALEX			
1	2:09.680	+13.758	15:42:35.301
2	2:03.871	+7.949	15:44:39.172
3	2:05.731	+9.809	15:46:44.903
4	2:01.032	+5.110	15:48:45.935
5	2:07.434	+11.512	15:50:53.369
6	1:55.922		15:52:49.291
7	1:59.450	+3.528	15:54:48.741
8	1:57.858	+1.936	15:56:46.599
9	1:59.810	+3.888	15:58:46.409

Lap	Lap Tm	Diff	Time of Day
(6) VALENCIA BERMEJO, DANIEL			
1	1:59.026	+1.682	15:42:14.988
2	2:00.172	+2.828	15:44:15.160
3	2:00.041	+2.697	15:46:15.201
4	2:03.337	+5.993	15:48:18.538
5	1:57.344		15:50:15.882
6	1:57.766	+0.422	15:52:13.648
7	2:01.106	+3.762	15:54:14.754
8	1:59.526	+2.182	15:56:14.280
9	2:00.247	+2.903	15:58:14.527

Lap	Lap Tm	Diff	Time of Day
(39) ARFELIS NAVARRO, AINA			
1	2:14.426	+15.823	15:43:05.323
2	2:04.334	+5.731	15:45:09.657
3	2:01.229	+2.626	15:47:10.886
4	2:01.371	+2.768	15:49:12.257
5	2:02.932	+4.329	15:51:15.189
6	2:01.956	+3.353	15:53:17.145
7	1:59.260	+0.657	15:55:16.405
8	2:09.670	+11.067	15:57:26.075
9	1:58.603		15:59:24.678

Lap	Lap Tm	Diff	Time of Day
(17) CASAS GUERRA, ADEI			
1	2:07.066	+7.784	15:42:02.297
2	2:08.545	+9.263	15:44:10.842
3	2:03.332	+4.050	15:46:14.174
4	2:05.776	+6.494	15:48:19.950
5	2:03.839	+4.557	15:50:23.789
6	3:48.356	+1:49.074	15:54:12.145
7	2:01.063	+1.781	15:56:13.208
8	1:59.282		15:58:12.490

Lap	Lap Tm	Diff	Time of Day
(12) PEREZ GIMENEZ, NIL			
1	2:10.086	+9.681	15:43:02.226
2	2:05.950	+5.545	15:45:08.176
3	2:00.405		15:47:08.581
4	2:50.976	+50.571	15:49:59.557
5	2:02.421	+2.016	15:52:01.978
6	2:04.804	+4.399	15:54:06.782
7	2:00.611	+0.206	15:56:07.393
8	2:05.425	+5.020	15:58:12.818

Lap	Lap Tm	Diff	Time of Day
(53) CUBELES BERNAL, VICTOR			
1	2:04.371	+3.102	15:42:21.000
2	2:03.312	+2.043	15:44:24.312
3	2:05.800	+4.531	15:46:30.112
4	2:03.610	+2.341	15:48:33.722
5	2:03.680	+2.411	15:50:37.402
6	2:01.269		15:52:38.671
7	2:04.363	+3.094	15:54:43.034
8	2:02.370	+1.101	15:56:45.404
9	2:02.118	+0.849	15:58:47.522

Lap	Lap Tm	Diff	Time of Day
(9) MARTINEZ GONZALEZ, JAUME			
1	2:07.687	+6.224	15:43:06.241
2	2:04.569	+3.106	15:45:10.810
3	2:02.153	+0.690	15:47:12.963
4	2:01.463		15:49:14.426
5	2:06.003	+4.540	15:51:20.429
6	2:48.426	+46.963	15:54:08.855
7	2:03.759	+2.296	15:56:12.614
8	2:07.172	+5.709	15:58:19.786

Lap	Lap Tm	Diff	Time of Day
(94) VILARNAU SILLERO, JORDI			
1	2:11.152	+9.485	15:43:02.901
2	2:02.099	+0.432	15:45:05.000
3	2:01.667		15:47:06.667
4	3:06.899	+1:05.232	15:50:13.566
5	2:11.310	+9.643	15:52:24.876
6	2:10.154	+8.487	15:54:35.030
7	2:07.482	+5.815	15:56:42.512
8	2:03.354	+1.687	15:58:45.866

Lap	Lap Tm	Diff	Time of Day
(31) PONS MUNTANER, JAUME			
1	2:12.921	+10.520	15:43:50.183
2	2:10.925	+8.524	15:46:01.108
3	2:10.731	+8.330	15:48:11.839
4	2:05.696	+3.295	15:50:17.535
5	2:05.039	+2.638	15:52:22.574
6	2:06.916	+4.515	15:54:29.490
7	2:12.268	+9.867	15:56:41.758
8	2:02.401		15:58:44.159

Lap	Lap Tm	Diff	Time of Day
(216) QUEROL ALCAÑIZ, IZAN			
1	2:12.047	+9.621	15:43:48.604
2	2:10.703	+8.277	15:45:59.307
3	2:11.169	+8.743	15:48:10.476
4	2:04.514	+2.088	15:50:14.990
5	2:02.426		15:52:17.416
6	2:11.409	+8.983	15:54:28.825
7	5:00.872	+2:58.446	15:59:29.697

Lap	Lap Tm	Diff	Time of Day
(167) CAUDET RUIZ, PAU			
1	2:09.312	+6.854	15:42:06.898
2	2:06.045	+3.587	15:44:12.943
3	2:03.754	+1.296	15:46:16.697
4	2:08.111	+5.653	15:48:24.808
5	2:05.557	+3.099	15:50:30.365
6	2:21.952	+19.494	15:52:52.317
7	2:02.458		15:54:54.775
8	2:20.285	+17.827	15:57:15.060
9	2:04.811	+2.353	15:59:19.871

Lap	Lap Tm	Diff	Time of Day
(130) SOLE PALAU, AXEL			
1	2:18.664	+15.503	15:42:45.465
2	2:05.503	+2.342	15:44:50.968
3	2:03.161		15:46:54.129
4	2:08.493	+5.332	15:49:02.622
5	2:08.569	+5.408	15:51:11.191
6	2:04.227	+1.066	15:53:15.418
7	2:08.017	+4.856	15:55:23.435
8	2:17.694	+14.533	15:57:41.129

Campionat de Catalunya MX - Vallgorguina

MX 50

Motor Parc Vallgorguina 2,000 km

Entrenaments Qualificatius

20/05/2018 15:30

Classificació (20:00 Temps) started at 15:37:34

Lap	Lap Tm	Diff	Time of Day
5	3:42.181	+1:38.796	15:53:03.980
6	2:05.324	+1.939	15:55:09.304
7	2:05.153	+1.768	15:57:14.457
8	2:03.385		15:59:17.842

(29) MOLINA MESA, ADRIAN

1	2:11.129	+7.103	15:44:02.848
2	2:08.569	+4.543	15:46:11.417
3	2:07.930	+3.904	15:48:19.347
4	2:05.704	+1.678	15:50:25.051
5	3:12.920	+1:08.894	15:53:37.971
6	2:05.136	+1.110	15:55:43.107
7	2:04.026		15:57:47.133

(227) CALVO VILALTA, JUDIT

1	2:16.386	+7.208	15:42:41.157
2	2:09.178		15:44:50.335
3	2:12.701	+3.523	15:47:03.036
4	2:25.933	+16.755	15:49:28.969
5	2:12.877	+3.699	15:51:41.846
6	2:14.851	+5.673	15:53:56.697
7	2:12.594	+3.416	15:56:09.291
8	3:14.398	+1:05.220	15:59:23.689

(115) RODRIGUEZ RAMOS, ALBERTO

1	2:23.270	+12.843	15:44:14.148
2	2:16.307	+5.880	15:46:30.455
3	2:13.064	+2.637	15:48:43.519
4	2:13.373	+2.946	15:50:56.892
5	2:10.595	+0.168	15:53:07.487
6	2:10.427		15:55:17.914
7	3:18.989	+1:08.562	15:58:36.903

(855) PLA QUEROL, AITOR

1	2:23.432	+12.115	15:42:47.130
2	2:21.742	+10.425	15:45:08.872
3	2:19.453	+8.136	15:47:28.325
4	2:14.535	+3.218	15:49:42.860
5	2:12.951	+1.634	15:51:55.811
6	2:47.909	+36.592	15:54:43.720
7	2:13.314	+1.997	15:56:57.034
8	2:11.317		15:59:08.351

(311) GARCIA ESCODA, ENZO

1	2:26.932	+13.202	15:43:30.055
2	2:30.323	+16.593	15:46:00.378
3	2:25.699	+11.969	15:48:26.077
4	2:19.749	+6.019	15:50:45.826
5	2:15.910	+2.180	15:53:01.736
6	2:13.730		15:55:15.466
7	2:17.858	+4.128	15:57:33.324
8	2:19.955	+6.225	15:59:53.279

(15) PIERA SALVIA, MARTI

1	2:23.565	+9.421	15:42:47.713
2	2:14.144		15:45:01.857
3	2:15.183	+1.039	15:47:17.040
4	2:14.391	+0.247	15:49:31.431
5	2:17.435	+3.291	15:51:48.866
6	2:18.487	+4.343	15:54:07.353
7	2:17.674	+3.530	15:56:25.027
8	2:19.153	+5.009	15:58:44.180

(135) SOLER TIMON, DIDAC

1	2:26.800	+11.810	15:43:53.896
2	2:23.975	+8.985	15:46:17.871

Lap	Lap Tm	Diff	Time of Day
3	2:23.032	+8.042	15:48:40.903
4	2:16.921	+1.931	15:50:57.824
5	2:18.073	+3.083	15:53:15.897
6	2:14.990		15:55:30.887
7	2:17.132	+2.142	15:57:48.019

(106) QUEROL ALCAÑIZ, ZOE

1	2:29.813	+11.593	15:43:12.125
2	2:20.277	+2.057	15:45:32.402
3	2:18.962	+0.742	15:47:51.364
4	2:19.157	+0.937	15:50:10.521
5	2:18.792	+0.572	15:52:29.313
6	2:18.220		15:54:47.533
7	2:20.509	+2.289	15:57:08.042
8	2:23.782	+5.562	15:59:31.824

(7) GODINO GOMEZ, ADELA

1	2:32.116	+13.428	15:43:15.434
2	2:29.679	+10.991	15:45:45.113
3	2:26.169	+7.481	15:48:11.282
4	2:23.063	+4.375	15:50:34.345
5	2:18.688		15:52:53.033
6	2:20.444	+1.756	15:55:13.477
7	2:31.194	+12.506	15:57:44.671

(100) ARRASTIA MARTIN, MARC

1	2:32.331	+10.984	15:43:17.186
2	2:22.927	+1.580	15:45:40.113
3	2:24.318	+2.971	15:48:04.431
4	2:24.477	+3.130	15:50:28.908
5	2:34.350	+13.003	15:53:03.258
6	2:21.801	+0.454	15:55:25.059
7	2:21.347		15:57:46.406

(26) VIÑOLAS IGLESIAS, ORIOL

1	2:32.099	+9.791	15:44:10.270
2	2:31.607	+9.299	15:46:41.877
3	2:29.795	+7.487	15:49:11.672
4	2:29.733	+7.425	15:51:41.405
5	2:56.993	+34.685	15:54:38.398
6	2:25.572	+3.264	15:57:03.970
7	2:22.308		15:59:26.278

(88) ROC SOLER, MARTI

1	2:36.925	+8.420	15:44:25.665
2	2:31.043	+2.538	15:46:56.708
3	2:31.584	+3.079	15:49:28.292
4	2:35.247	+6.742	15:52:03.539
5	2:33.157	+4.652	15:54:36.696
6	2:28.505		15:57:05.201
7	2:30.026	+1.521	15:59:35.227

(523) SARAFANOV KUSEN, DIMITRI

1	2:47.368	+15.218	15:46:08.617
2	2:34.028	+1.878	15:48:42.645
3	2:36.161	+4.011	15:51:18.806
4	3:41.371	+1:09.221	15:55:00.177
5	2:32.150		15:57:32.327
6	3:25.680	+53.530	16:00:58.007

(27) BERNAL LUQUE, IRUNE

1	2:43.796	+10.765	15:44:00.723
2	2:33.597	+0.566	15:46:34.320
3	2:33.031		15:49:07.351
4	2:33.287	+0.256	15:51:40.638
5	8:46.788	+6:13.757	16:00:27.426

Lap	Lap Tm	Diff	Time of Day
(112) LOPEZ HUERGA, MARTIN			
1	2:50.145	+16.255	15:44:39.760
2	2:43.884	+9.994	15:47:23.644
3	2:35.449	+1.559	15:49:59.093
4	2:35.579	+1.689	15:52:34.672
5	2:33.890		15:55:08.562
6	2:36.642	+2.752	15:57:45.204

(42) ZGAIB ZALAZAR, BENJAMIN

1	3:02.452		15:45:12.079
2	3:05.497	+3.045	15:48:17.576
3	3:10.015	+7.563	15:51:27.591
4	3:23.725	+21.273	15:54:51.316
5	3:42.007	+39.555	15:58:33.323

