


## Campionat de Catalunya MX - Olvan

MX Elit-MX1-MX2

Circuit d'Olvan 1,650 km

Classificació Final



Pos.	Núm.	Nom	Llicència	Club	R1.	R2.	Total Punts
<b>MX 1</b>							
1	78	DARNE SELLABONA, BERNAT	137533-GI	Mc C. Empúries	25	25	50
2	99	PAGES BENITO, JORDI	137761-GI	Mc. Polea SX	20	20	40
3	40	DAUDEN SERRA, JOSE LUIS	137246-T-A	Mc Amposta	16	16	32
4	9	CABEZAS MOLET, IBAN LLUIS	137817-L	Mc. Segre	13	11	24
5	175	BENET LLAGOSTERA, POL	137541-B	Mc. Segre	10	13	23
6	119	SALA TORRESCASANA, MIQUEL	137255-B	Mc. Segre	11	9	20
7	150	RAFAEL VENTURA, GERARD	137019-T	Pobla Mafumet	9	10	19
8	2	CABEZAS MOLET, XAVIER	138351-L	Mc. Segre	8	--	8
<b>MX 2</b>							
1	501	OLIVER VILAR, ROGER	137501-GI		16	25	41
2	85	MASCARILLA GUIU, GUILLEM	136933-L	Mc. Segre	20	13	33
3	11	ARNAU DE VERA, FERRAN	137012-GI	Mc C. Empúries	8	20	28
4	51	CASTRO ORTEGA, SERGIO	137083-L	Mc Cifuentes	25	0	25
5	25	FONTANALS BENAVENT, MARC	137010-B	Mc Cubelles	9	16	25
6	276	ROSELL ROMERO, JOAN DAVID	137046-B	MC 3 Turons	10	11	21
7	19	CANALS GAYETE, ALEIX	136966-B	Mc. Segre	11	10	21
8	279	FERRER ENRIQUEZ, BIEL	138264-B	Xtrem Sitges Mc.	7	9	16
9	37	MOLINA FERNANDEZ, ALBERT	137560-B	Em Castellbisbal	6	8	14
10	46	PONS SOLA, NIL	137182-GI	Mc. Segre	13	0	13
11	287	GARRALON LORITE, DANIEL	137030-L	Mc. Segre	5	--	5
<b>MX Elit</b>							
1	4	ARCARONS GALI, NIL	137071-B	Mc. Segre	25	25	50
2	45	RIERA ALBAS, LLUIS	136882-B	Amv Torroella	20	20	40
3	27	DIAZ LOPEZ, ALEIX	136964-B	Mc St.Celoni	16	16	32
4	94	ALTES BALLESTEROS, JOAN	137254-B	Em Castellbisbal	13	13	26



29/04/2018 - Circuit d'Olvan

Campionat de Catalunya MX - Olvan

classificat per voltes

MX Elit-MX1-MX2

Circuit d'Olvan 1,650 km

Carrera 1

29/04/2018 10:35

Cursa (25:00 i 2 Voltes) started at 10:34:40

Pos.	Núm.	Nom	Voltes	Total Ts	Dif	Millor Tm	Moto	Club	classe	Punts
1	4	ARCARONS GALI, NIL	15	30:35.004		1:53.665	SUZUKI	Mc. Segre	MX Eli	25
2	51	CASTRO ORTEGA, SERGIO	15	31:05.357	30.353	1:54.636	KAWASAKI	Mc Cifuentes	MX 2	25
3	45	RIERA ALBAS, LLUIS	15	31:14.375	39.371	1:55.061	YAMAHA	Amv Torroella	MX Eli	20
4	85	MASCARILLA GUIU, GUILLEM	15	31:47.921	1:12.917	1:57.942	KTM	Mc. Segre	MX 2	20
5	501	OLIVER VILAR, ROGER	15	31:48.228	1:13.224	1:57.998			MX 2	16
6	46	PONS SOLA, NIL	15	31:53.677	1:18.673	1:57.887	SIN MARCA	Mc. Segre	MX 2	13
7	19	CANALS GAYETE, ALEIX	15	31:56.472	1:21.468	1:58.085	KAWASAKI	Mc. Segre	MX 2	11
8	276	ROSELL ROMERO, JOAN DAVID	14	30:52.616	1 Volta	2:00.187	HUSQVARNA	MC 3 Turons	MX 2	10
9	25	FONTANALS BENAVENT, MARC	14	30:54.002	1 Volta	2:01.282	KAWASAKI	Mc Cubelles	MX 2	9
10	27	DIAZ LOPEZ, ALEIX	14	31:01.108	1 Volta	2:01.233	YAMAHA	Mc St.Celoni	MX Eli	16
11	11	ARNAU DE VERA, FERRAN	14	31:01.569	1 Volta	1:57.771	SUZUKI	Mc C. Empúries	MX 2	8
12	78	DARNE SELLABONA, BERNAT	14	31:27.164	1 Volta	2:03.530	SUZUKI	Mc C. Empúries	MX 1	25
13	99	PAGES BENITO, JORDI	14	31:39.739	1 Volta	2:04.807	SUZUKI	Mc. Polea SX	MX 1	20
14	279	FERRER ENRIQUEZ, BIEL	14	31:41.019	1 Volta	2:04.219	HUSQVARNA	Xtrem Sitges M	MX 2	7
15	40	DAUDEN SERRA, JOSE LUIS	14	31:56.617	1 Volta	2:05.132	HUSQVARNA	Mc Amposta	MX 1	16
16	94	ALTES BALLESTEROS, JOAN	14	32:09.035	1 Volta	2:04.814	KAWASAKI	Em Castellbisba	MX Eli	13
17	37	MOLINA FERNANDEZ, ALBERT	14	32:24.122	1 Volta	2:06.402	YAMAHA	Em Castellbisba	MX 2	6
18	9	CABEZAS MOLET, IBAN LLUIS	14	32:30.880	1 Volta	2:07.590	SUZUKI	Mc. Segre	MX 1	13
19	287	GARRALON LORITE, DANIEL	14	32:31.937	1 Volta	2:07.288	KAWASAKI	Mc. Segre	MX 2	5
20	119	SALA TORRESCASANA, MIQUEL	14	32:32.797	1 Volta	2:07.676	YAMAHA	Mc. Segre	MX 1	11
21	175	BENET LLAGOSTERA, POL	14	32:44.735	1 Volta	2:06.043	SIN MARCA	Mc. Segre	MX 1	10
22	150	RAFAEL VENTURA, GERARD	13	31:53.214	2 Voltes	2:12.988	HONDA	Pobla Mafumet	MX 1	9
23	2	CABEZAS MOLET, XAVIER	12	31:45.842	3 Voltes	2:07.611	SUZUKI RMZ	Mc. Segre	MX 1	8

Marge de victòria	Velocitat mitja	Millor temps de volta	Millor vel.	Millor volta per
30.353	48,556	1:53.665	52,259	4 - ARCARONS GALI, NIL

Cap de cronometratge / Director de Cursa / President del Jurat

Orbits

## Campionat de Catalunya MX - Olvan

classificat per voltes

MX Elit-MX1-MX2		Circuit d'Olvan 1,650 km	
Carrera 1		29/04/2018 10:35	
Cursa (25:00 i 2 Voltes) started at 10:34:40			

Pos.	Núm.	Nom	Voltes	Total Ts	Dif	Millor Tm	Moto	Club	classe	Punts
<b>MX 1</b>										
1	78	DARNE SELLABONA, BERNAT	14	31:27.164		2:03.530	SUZUKI	Mc C. Empúries	MX 1	25
2	99	PAGES BENITO, JORDI	14	31:39.739	12.575	2:04.807	SUZUKI	Mc. Polea SX	MX 1	20
3	40	DAUDEN SERRA, JOSE LUIS	14	31:56.617	29.453	2:05.132	HUSQVARNA	Mc Amposta	MX 1	16
4	9	CABEZAS MOLET, IBAN LLUIS	14	32:30.880	1:03.716	2:07.590	SUZUKI	Mc. Segre	MX 1	13
5	119	SALA TORRESCASANA, MIQUEL	14	32:32.797	1:05.633	2:07.676	YAMAHA	Mc. Segre	MX 1	11
6	175	BENET LLAGOSTERA, POL	14	32:44.735	1:17.571	2:06.043	SIN MARCA	Mc. Segre	MX 1	10
7	150	RAFAEL VENTURA, GERARD	13	31:53.214	1 Volta	2:12.988	HONDA	Pobla Mafumet	MX 1	9
8	2	CABEZAS MOLET, XAVIER	12	31:45.842	2 Voltes	2:07.611	SUZUKI RMZ	Mc. Segre	MX 1	8

<b>MX 2</b>										
1	51	CASTRO ORTEGA, SERGIO	15	31:05.357		1:54.636	KAWASAKI	Mc Cifuentes	MX 2	25
2	85	MASCARILLA GUIU, GUILLEM	15	31:47.921	42.564	1:57.942	KTM	Mc. Segre	MX 2	20
3	501	OLIVER VILAR, ROGER	15	31:48.228	42.871	1:57.998			MX 2	16
4	46	PONS SOLA, NIL	15	31:53.677	48.320	1:57.887	SIN MARCA	Mc. Segre	MX 2	13
5	19	CANALS GAYETE, ALEIX	15	31:56.472	51.115	1:58.085	KAWASAKI	Mc. Segre	MX 2	11
6	276	ROSELL ROMERO, JOAN DAVID	14	30:52.616	1 Volta	2:00.187	HUSQVARNA	MC 3 Turons	MX 2	10
7	25	FONTANALS BENAVENT, MARC	14	30:54.002	1 Volta	2:01.282	KAWASAKI	Mc Cubelles	MX 2	9
8	11	ARNAU DE VERA, FERRAN	14	31:01.569	1 Volta	1:57.771	SUZUKI	Mc C. Empúries	MX 2	8
9	279	FERRER ENRIQUEZ, BIEL	14	31:41.019	1 Volta	2:04.219	HUSQVARNA	Xtrem Sitges M	MX 2	7
10	37	MOLINA FERNANDEZ, ALBERT	14	32:24.122	1 Volta	2:06.402	YAMAHA	Em Castellbisba	MX 2	6
11	287	GARRALON LORITE, DANIEL	14	32:31.937	1 Volta	2:07.288	KAWASAKI	Mc. Segre	MX 2	5

<b>MX Elit</b>										
1	4	ARCARONS GALI, NIL	15	30:35.004		1:53.665	SUZUKI	Mc. Segre	MX Eli	25
2	45	RIERA ALBAS, LLUIS	15	31:14.375	39.371	1:55.061	YAMAHA	Amv Torroella	MX Eli	20
3	27	DIAZ LOPEZ, ALEIX	14	31:01.108	1 Volta	2:01.233	YAMAHA	Mc St.Celoni	MX Eli	16
4	94	ALTES BALLESTEROS, JOAN	14	32:09.035	1 Volta	2:04.814	KAWASAKI	Em Castellbisba	MX Eli	13

Marge de victòria	Velocitat mitja	Millor temps de volta	Millor vel.	Millor volta per
30.353	48,556	1:53.665	52,259	4 - ARCARONS GALI, NIL

Cap de cronometratge / Director de Cursa / President del Jurat	Orbits
--	--------

# Campionat de Catalunya MX - Olvan

Volta a volta


MX Elit-MX1-MX2

Circuit d'Olvan 1,650 km

Carrera 1

29/04/2018 10:35

Cursa (25:00 i 2 Voltes) started at 10:34:40



Competidors	Voltes															
	0	1	2	3	4	5	6	7	8	9	10	11	12	13	14	15
ARCARONS GALI, NIL (4)	1	4	4	4	4	4	4	4	4	4	4	4	4	4	4	4
PONS SOLA, NIL (46)	2	46	45	45	51	51	51	51	51	51	51	51	51	51	51	51
CASTRO ORTEGA, SERGIO (51)	3	51	46	51	45	45	45	45	45	45	45	45	45	45	45	45
RIERA ALBAS, LLUIS (45)	4	45	51	85	85	85	85	85	85	85	85	85	85	85	85	85
MASCARILLA GUIU, GUILLEM (85)	5	85	85	19	19	19	19	19	19	19	19	501	501	501	501	501
CANALS GAYETE, ALEIX (19)	6	19	19	501	501	501	501	501	501	501	501	19	19	19	46	46
OLIVER VILAR, ROGER (501)	7	501	501	46	46	46	46	46	46	46	46	46	46	46	19	19
ALTES BALLESTEROS, JOAN (94)	8	94	11	11	11	11	11	25	25	25	25	25	276	276	276	276
BENET LLAGOSTERA, POL (175)	9	175	175	175	25	25	25	27	27	27	27	27	276	25	25	25
ARNAU DE VERA, FERRAN (11)	10	11	279	25	27	27	27	276	276	276	276	27	27	27	27	27
FERRER ENRIQUEZ, BIEL (279)	11	279	25	279	175	279	279	279	279	279	279	11	11	11	11	11
FONTANALS BENAVENT, MARC (25)	12	25	99	27	279	78	78	78	78	78	78	279	279	78	78	78
PAGES BENITO, JORDI (99)	13	99	78	78	78	99	276	99	99	99	99	11	78	78	279	279
DARNE SELLABONA, BERNAT (78)	14	78	27	99	99	276	99	11	11	11	99	99	99	99	99	279
DÍAZ LOPEZ, ALEIX (27)	15	27	9	37	276	175	40	40	40	40	40	40	40	40	40	40
CABEZAS MOLET, IBAN LLUIS (9)	16	9	37	9	37	37	175	37	37	37	37	37	94	94	94	94
MOLINA FERNANDEZ, ALBERT (37)	17	37	40	276	9	40	37	175	9	9	94	94	37	37	37	37
DAUDEN SERRA, JOSE LUIS (40)	18	40	2	40	40	9	9	9	175	94	9	9	9	9	9	9
CABEZAS MOLET, XAVIER (2)	19	2	276	2	287	287	287	287	287	287	287	287	287	287	287	287
ROSELL ROMERO, JOAN DAVID (276)	20	276	119	119	119	119	119	119	119	175	175	175	175	175	119	119
SALA TORRESCASANA, MIQUEL (119)	21	119	287	287	94	94	94	94	94	119	119	119	119	119	175	175
GARRALON LORITE, DANIEL (287)	22	287	150	150	150	150	150	150	150	150	150	150	150	150	150	150
RAFAEL VENTURA, GERARD (150)	23	150	94	94	2	2	2	2	2	2	2	2	2	2	2	2







**Campionat de Catalunya MX - Olvan**

classificat per voltes

MX Elit-MX1-MX2

Circuit d'Olvan 1,650 km

Carrera 2

29/04/2018 12:10

Cursa (20:00 i 2 Voltes) started at 12:14:24

Pos.	Núm.	Nom	Voltes	Total Ts	Dif	Millor Tm	Moto	Club	classe	Punts
1	4	ARCARONS GALI, NIL	10	25:39.733		2:15.088	SUZUKI	Mc. Segre	MX Eli	25
2	45	RIERA ALBAS, LLUIS	10	26:26.098	46.365	2:17.311	YAMAHA	Amv Torroella	MX Eli	20
3	501	OLIVER VILAR, ROGER	10	26:39.970	1:00.237	2:20.354			MX 2	25
4	11	ARNAU DE VERA, FERRAN	10	26:42.994	1:03.261	2:20.860	SUZUKI	Mc C. Empúries	MX 2	20
5	25	FONTANALS BENAVENT, MARC	10	26:46.666	1:06.933	2:20.402	KAWASAKI	Mc Cubelles	MX 2	16
6	85	MASCARILLA GUIU, GUILLEM	10	26:49.030	1:09.297	2:19.344	KTM	Mc. Segre	MX 2	13
7	78	DARNE SELLABONA, BERNAT	9	25:44.693	1 Volta	2:30.164	SUZUKI	Mc C. Empúries	MX 1	25
8	99	PAGES BENITO, JORDI	9	25:45.656	1 Volta	2:29.645	SUZUKI	Mc. Polea SX	MX 1	20
9	27	DIAZ LOPEZ, ALEIX	9	26:17.625	1 Volta	2:33.964	YAMAHA	Mc St.Celoni	MX Eli	16
10	276	ROSELL ROMERO, JOAN DAVID	9	26:22.691	1 Volta	2:26.517	HUSQVARNA	MC 3 Turons	MX 2	11
11	40	DAUDEN SERRA, JOSE LUIS	9	26:27.866	1 Volta	2:31.741	HUSQVARNA	Mc Amposta	MX 1	16
12	19	CANALS GAYETE, ALEIX	9	26:32.964	1 Volta	2:32.441	KAWASAKI	Mc. Segre	MX 2	10
13	175	BENET LLAGOSTERA, POL	9	27:27.090	1 Volta	2:37.978	SIN MARCA	Mc. Segre	MX 1	13
14	279	FERRER ENRIQUEZ, BIEL	9	27:29.769	1 Volta	2:35.707	HUSQVARNA	Xtrem Sitges M	MX 2	9
15	94	ALTES BALLESTEROS, JOAN	9	27:38.036	1 Volta	2:36.588	KAWASAKI	Em Castellbisba	MX Eli	13
16	9	CABEZAS MOLET, IBAN LLUIS	9	28:13.380	1 Volta	2:38.843	SUZUKI	Mc. Segre	MX 1	11
17	150	RAFAEL VENTURA, GERARD	9	28:14.345	1 Volta	2:37.393	HONDA	Pobla Mafumet	MX 1	10
18	119	SALA TORRESCASANA, MIQUEL	8	28:05.023	2 Voltes	2:49.225	YAMAHA	Mc. Segre	MX 1	9
19	37	MOLINA FERNANDEZ, ALBERT	6	28:44.700	4 Voltes	2:45.416	YAMAHA	Em Castellbisba	MX 2	8

No classificat

NT	51	CASTRO ORTEGA, SERGIO	8	21:29.164	NT	2:18.106	KAWASAKI	Mc Cifuentes	MX 2	0
NT	46	PONS SOLA, NIL	4	13:50.678	NT	2:27.558	SIN MARCA	Mc. Segre	MX 2	0

Marge de victòria	Velocitat mitja	Millor temps de volta	Millor vel.	Millor volta per
46.365	38,578	2:15.088	43,971	4 - ARCARONS GALI, NIL

Cap de cronometratge / Director de Cursa / President del Jurat

Orbits

**Campionat de Catalunya MX - Olvan**

classificat per voltes

<b>MX Elit-MX1-MX2</b>	<b>Circuit d'Olvan 1,650 km</b>
<b>Carrera 2</b>	<b>29/04/2018 12:10</b>
<b>Cursa (20:00 i 2 Voltes) started at 12:14:24</b>	

Pos.	Núm.	Nom	Voltes	Total Ts	Dif	Millor Tm	Moto	Club	classe	Punts
<b>MX 1</b>										
1	78	DARNE SELLABONA, BERNAT	9	25:44.693		2:30.164	SUZUKI	Mc C. Empúries	MX 1	25
2	99	PAGES BENITO, JORDI	9	25:45.656	0.963	2:29.645	SUZUKI	Mc. Polea SX	MX 1	20
3	40	DAUDEN SERRA, JOSE LUIS	9	26:27.866	43.173	2:31.741	HUSQVARNA	Mc Amposta	MX 1	16
4	175	BENET LLAGOSTERA, POL	9	27:27.090	1:42.397	2:37.978	SIN MARCA	Mc. Segre	MX 1	13
5	9	CABEZAS MOLET, IBAN LLUIS	9	28:13.380	2:28.687	2:38.843	SUZUKI	Mc. Segre	MX 1	11
6	150	RAFAEL VENTURA, GERARD	9	28:14.345	2:29.652	2:37.393	HONDA	Pobla Mafumet	MX 1	10
7	119	SALA TORRESCASANA, MIQUEL	8	28:05.023	1 Volta	2:49.225	YAMAHA	Mc. Segre	MX 1	9

<b>MX 2</b>										
1	501	OLIVER VILAR, ROGER	10	26:39.970		2:20.354			MX 2	25
2	11	ARNAU DE VERA, FERRAN	10	26:42.994	3.024	2:20.860	SUZUKI	Mc C. Empúries	MX 2	20
3	25	FONTANALS BENAVENT, MARC	10	26:46.666	6.696	2:20.402	KAWASAKI	Mc Cubelles	MX 2	16
4	85	MASCARILLA GUIU, GUILLEM	10	26:49.030	9.060	2:19.344	KTM	Mc. Segre	MX 2	13
5	276	ROSELL ROMERO, JOAN DAVID	9	26:22.691	1 Volta	2:26.517	HUSQVARNA	MC 3 Turons	MX 2	11
6	19	CANALS GAYETE, ALEIX	9	26:32.964	1 Volta	2:32.441	KAWASAKI	Mc. Segre	MX 2	10
7	279	FERRER ENRIQUEZ, BIEL	9	27:29.769	1 Volta	2:35.707	HUSQVARNA	Xtrem Sitges M	MX 2	9
8	37	MOLINA FERNANDEZ, ALBERT	6	28:44.700	4 Voltes	2:45.416	YAMAHA	Em Castellbisba	MX 2	8

<b>No classificat</b>										
NT	51	CASTRO ORTEGA, SERGIO	8	21:29.164	NT	2:18.106	KAWASAKI	Mc Cifuentes	MX 2	0
NT	46	PONS SOLA, NIL	4	13:50.678	NT	2:27.558	SIN MARCA	Mc. Segre	MX 2	0

<b>MX Elit</b>										
1	4	ARCARONS GALI, NIL	10	25:39.733		2:15.088	SUZUKI	Mc. Segre	MX Eli	25
2	45	RIERA ALBAS, LLUIS	10	26:26.098	46.365	2:17.311	YAMAHA	Amv Torroella	MX Eli	20
3	27	DIAZ LOPEZ, ALEIX	9	26:17.625	1 Volta	2:33.964	YAMAHA	Mc St.Celoni	MX Eli	16
4	94	ALTES BALLESTEROS, JOAN	9	27:38.036	1 Volta	2:36.588	KAWASAKI	Em Castellbisba	MX Eli	13

Marge de victòria	Velocitat mitja	Millor temps de volta	Millor vel.	Millor volta per
46.365	38,578	2:15.088	43,971	4 - ARCARONS GALI, NIL

Cap de cronometratge / Director de Cursa / President del Jurat	Orbits
--	--------



# Campionat de Catalunya MX - Olvan

Volta a volta

MX Elit-MX1-MX2

Circuit d'Olvan 1,650 km

Carrera 2

29/04/2018 12:10

Cursa (20:00 i 2 Voltes) started at 12:14:24

Competidors	Voltes										
	0	1	2	3	4	5	6	7	8	9	10
ARCARONS GALI, NIL (4)	1	4	4	4	4	4	4	4	4	4	4
CASTRO ORTEGA, SERGIO (51)	2	51	51	51	51	51	45	45	45	45	45
RIERA ALBAS, LLUIS (45)	3	45	45	45	45	45	51	51	51	11	501
MASCARILLA GUIU, GUILLEM (85)	4	85	85	85	11	11	11	11	11	501	11
ARNAU DE VERA, FERRAN (11)	5	11	11	11	85	501	501	501	501	25	25
OLIVER VILAR, ROGER (501)	6	501	501	501	501	25	25	25	25	25	85
PAGES BENITO, JORDI (99)	7	99	25	25	25	85	85	85	85	85	78
FONTANALS BENAVENT, MARC (25)	8	25	99	78	78	78	78	78	78	78	99
DARNE SELLABONA, BERNAT (78)	9	78	78	99	99	99	99	99	99	99	27
CANALS GAYETE, ALEIX (19)	10	19	19	40	40	40	40	40	40	27	276
DIAZ LOPEZ, ALEIX (27)	11	27	40	19	19	27	27	27	27	40	40
DAUDEN SERRA, JOSE LUIS (40)	12	40	27	27	27	19	19	19	19	276	19
BENET LLAGOSTERA, POL (175)	13	175	175	46	46	276	276	276	276	19	175
SALA TORRESCASANA, MIQUEL (119)	14	119	46	175	276	46	279	279	279	175	279
FERRER ENRIQUEZ, BIEL (279)	15	279	279	276	175	279	175	175	175	279	94
ROSELL ROMERO, JOAN DAVID (276)	16	276	276	279	279	175	94	94	94	94	9
MOLINA FERNANDEZ, ALBERT (37)	17	37	150	150	94	94	9	9	9	9	150
PONS SOLA, NIL (46)	18	46	119	94	150	9	150	150	150	150	150
RAFAEL VENTURA, GERARD (150)	19	150	94	9	9	150	119	119	119	119	119
CABEZAS MOLET, IBAN LLUIS (9)	20	9	9	119	119	119	37	37			
ALTES BALLESTEROS, JOAN (94)	21	94	37	37	37						

Cap de cronometratge / Director de Cursa / President del Jurat

Orbits



# Campionat de Catalunya MX - Olvan

MX Elit-MX1-MX2

Circuit d'Olvan 1,650 km

Carrera 2

29/04/2018 12:10

Cursa (20:00 i 2 Voltes) started at 12:14:24

Lap	Lap Tm	Diff	Time of Day
<b>(4) ARCARONS GALI, NIL</b>			
1	<b>2:16.342</b>	+1.254	12:18:51.330
2	<b>2:16.402</b>	+1.314	12:21:07.732
3	<b>2:15.822</b>	+0.734	12:23:23.554
4	<b>2:15.088</b>		12:25:38.642
5	<b>2:17.156</b>	+2.068	12:27:55.798
6	<b>2:16.299</b>	+1.211	12:30:12.097
7	<b>2:16.240</b>	+1.152	12:32:28.337
8	<b>2:15.142</b>	+0.054	12:34:43.479
9	<b>2:16.612</b>	+1.524	12:37:00.091
10	<b>3:04.421</b>	+49.333	12:40:04.512

Lap	Lap Tm	Diff	Time of Day
<b>(45) RIERA ALBAS, LLUIS</b>			
1	<b>2:21.856</b>	+4.545	12:19:00.775
2	<b>2:21.077</b>	+3.766	12:21:21.852
3	<b>2:18.881</b>	+1.570	12:23:40.733
4	<b>2:21.180</b>	+3.869	12:26:01.913
5	<b>2:17.311</b>		12:28:19.224
6	<b>2:20.073</b>	+2.762	12:30:39.297
7	<b>2:19.062</b>	+1.751	12:32:58.359
8	<b>2:21.236</b>	+3.925	12:35:19.595
9	<b>2:57.014</b>	+39.703	12:38:16.609
10	<b>2:34.268</b>	+16.957	12:40:50.877

Lap	Lap Tm	Diff	Time of Day
<b>(501) OLIVER VILAR, ROGER</b>			
1	<b>2:28.116</b>	+7.762	12:19:21.179
2	<b>2:25.484</b>	+5.130	12:21:46.663
3	<b>2:26.400</b>	+6.046	12:24:13.063
4	<b>2:23.681</b>	+3.327	12:26:36.744
5	<b>2:22.996</b>	+2.642	12:28:59.740
6	<b>2:21.303</b>	+0.949	12:31:21.043
7	<b>2:20.354</b>		12:33:41.397
8	<b>2:32.837</b>	+12.483	12:36:14.234
9	<b>2:26.744</b>	+6.390	12:38:40.978
10	<b>2:23.771</b>	+3.417	12:41:04.749

Lap	Lap Tm	Diff	Time of Day
<b>(11) ARNAU DE VERA, FERRAN</b>			
1	<b>2:26.308</b>	+5.448	12:19:15.180
2	<b>2:27.027</b>	+6.167	12:21:42.207
3	<b>2:24.929</b>	+4.069	12:24:07.136
4	<b>2:20.860</b>		12:26:27.996
5	<b>2:21.830</b>	+0.970	12:28:49.826
6	<b>2:23.910</b>	+3.050	12:31:13.736
7	<b>2:25.357</b>	+4.497	12:33:39.093
8	<b>2:27.277</b>	+6.417	12:36:06.370
9	<b>2:29.683</b>	+8.823	12:38:36.053
10	<b>2:31.720</b>	+10.860	12:41:07.773

Lap	Lap Tm	Diff	Time of Day
<b>(25) FONTANALS BENAVENT, MARC</b>			
1	<b>2:28.968</b>	+8.566	12:19:24.629
2	<b>2:27.944</b>	+7.542	12:21:52.573
3	<b>2:25.303</b>	+4.901	12:24:17.876
4	<b>2:24.835</b>	+4.433	12:26:42.711
5	<b>2:22.929</b>	+2.527	12:29:05.640
6	<b>2:22.118</b>	+1.716	12:31:27.758
7	<b>2:23.837</b>	+3.435	12:33:51.595
8	<b>2:26.141</b>	+5.739	12:36:17.736
9	<b>2:33.307</b>	+12.905	12:38:51.043
10	<b>2:20.402</b>		12:41:11.445

Lap	Lap Tm	Diff	Time of Day
<b>(85) MASCARILLA GUIU, GUILLEM</b>			
1	<b>2:19.344</b>		12:19:05.848
2	<b>2:32.182</b>	+12.838	12:21:38.030
3	<b>2:32.460</b>	+13.116	12:24:10.490
4	<b>2:33.086</b>	+13.742	12:26:43.576

Lap	Lap Tm	Diff	Time of Day
5	<b>2:24.306</b>	+4.962	12:29:07.882
6	<b>2:24.078</b>	+4.734	12:31:31.960
7	<b>2:23.584</b>	+4.240	12:33:55.544
8	<b>2:24.198</b>	+4.854	12:36:19.742
9	<b>2:33.113</b>	+13.769	12:38:52.855
10	<b>2:20.954</b>	+1.610	12:41:13.809

Lap	Lap Tm	Diff	Time of Day
<b>(78) DARNE SELLABONA, BERNAT</b>			
1	<b>2:33.915</b>	+3.751	12:19:30.864
2	<b>2:30.895</b>	+0.731	12:22:01.759
3	<b>2:30.211</b>	+0.047	12:24:31.970
4	<b>2:30.164</b>		12:27:02.134
5	<b>2:33.904</b>	+3.740	12:29:36.038
6	<b>2:31.922</b>	+1.758	12:32:07.960
7	<b>2:31.007</b>	+0.843	12:34:38.967
8	<b>2:48.804</b>	+18.640	12:37:27.771
9	<b>2:41.701</b>	+11.537	12:40:09.472

Lap	Lap Tm	Diff	Time of Day
<b>(99) PAGES BENITO, JORDI</b>			
1	<b>2:36.103</b>	+6.458	12:19:30.217
2	<b>2:49.316</b>	+19.671	12:22:19.533
3	<b>2:32.846</b>	+3.201	12:24:52.379
4	<b>2:29.645</b>		12:27:22.024
5	<b>2:29.944</b>	+0.299	12:29:51.968
6	<b>2:34.093</b>	+4.448	12:32:26.061
7	<b>2:36.050</b>	+6.405	12:35:02.111
8	<b>2:36.806</b>	+7.161	12:37:38.917
9	<b>2:31.518</b>	+1.873	12:40:10.435

Lap	Lap Tm	Diff	Time of Day
<b>(27) DIAZ LOPEZ, ALEIX</b>			
1	<b>2:43.113</b>	+9.149	12:19:51.823
2	<b>2:36.956</b>	+2.992	12:22:28.779
3	<b>2:36.764</b>	+2.800	12:25:05.543
4	<b>2:35.825</b>	+1.861	12:27:41.368
5	<b>2:35.100</b>	+1.136	12:30:16.468
6	<b>2:33.964</b>		12:32:50.432
7	<b>2:36.480</b>	+2.516	12:35:26.912
8	<b>2:41.061</b>	+7.097	12:38:07.973
9	<b>2:34.431</b>	+0.467	12:40:42.404

Lap	Lap Tm	Diff	Time of Day
<b>(276) ROSELL ROMERO, JOAN DAVID</b>			
1	<b>2:48.369</b>	+21.852	12:20:11.689
2	<b>2:40.694</b>	+14.177	12:22:52.383
3	<b>2:38.790</b>	+12.273	12:25:31.173
4	<b>2:35.160</b>	+8.643	12:28:06.333
5	<b>2:38.371</b>	+11.854	12:30:44.704
6	<b>2:28.787</b>	+2.270	12:33:13.491
7	<b>2:26.517</b>		12:35:40.008
8	<b>2:33.025</b>	+6.508	12:38:13.033
9	<b>2:34.437</b>	+7.920	12:40:47.470

Lap	Lap Tm	Diff	Time of Day
<b>(40) DAUDEN SERRA, JOSE LUIS</b>			
1	<b>2:39.660</b>	+7.919	12:19:49.067
2	<b>2:33.806</b>	+2.065	12:22:22.873
3	<b>2:31.997</b>	+0.256	12:24:54.870
4	<b>2:31.741</b>		12:27:26.611
5	<b>2:34.918</b>	+3.177	12:30:01.529
6	<b>2:45.009</b>	+13.268	12:32:46.538
7	<b>2:38.624</b>	+6.883	12:35:25.162
8	<b>2:44.047</b>	+12.306	12:38:09.209
9	<b>2:43.436</b>	+11.695	12:40:52.645

Lap	Lap Tm	Diff	Time of Day
<b>(19) CANALS GAYETE, ALEIX</b>			
1	<b>2:39.711</b>	+7.270	12:19:46.816
2	<b>2:38.945</b>	+6.504	12:22:25.761
3	<b>2:39.104</b>	+6.663	12:25:04.865

Lap	Lap Tm	Diff	Time of Day
4	<b>2:39.850</b>	+7.409	12:27:44.715
5	<b>2:39.538</b>	+7.097	12:30:24.253
6	<b>2:35.310</b>	+2.869	12:32:59.563
7	<b>2:35.548</b>	+3.107	12:35:35.111
8	<b>2:50.191</b>	+17.750	12:38:25.302
9	<b>2:32.441</b>		12:40:57.743

Lap	Lap Tm	Diff	Time of Day
<b>(175) BENET LLAGOSTERA, POL</b>			
1	<b>2:54.772</b>	+16.794	12:20:06.642
2	<b>2:44.195</b>	+6.217	12:22:50.837
3	<b>2:41.043</b>	+3.065	12:25:31.880
4	<b>2:52.290</b>	+14.312	12:28:24.170
5	<b>2:42.017</b>	+4.039	12:31:06.187
6	<b>2:41.303</b>	+3.325	12:33:47.490
7	<b>2:43.849</b>	+5.871	12:36:31.339
8	<b>2:42.552</b>	+4.574	12:39:13.891
9	<b>2:37.978</b>		12:41:51.869

Lap	Lap Tm	Diff	Time of Day
<b>(279) FERRER ENRIQUEZ, BIEL</b>			
1	<b>2:48.140</b>	+12.433	12:20:09.891
2	<b>2:43.398</b>	+7.691	12:22:53.289
3	<b>2:39.089</b>	+3.382	12:25:32.378
4	<b>2:44.013</b>	+8.306	12:28:16.391
5	<b>2:41.377</b>	+5.670	12:30:57.768
6	<b>2:39.283</b>	+3.576	12:33:37.051
7	<b>2:45.151</b>	+9.444	12:36:22.202
8	<b>2:56.639</b>	+20.932	12:39:18.841
9	<b>2:35.707</b>		12:41:54.548

Lap	Lap Tm	Diff	Time of Day
<b>(94) ALTES BALLESTEROS, JOAN</b>			
1	<b>2:45.619</b>	+9.031	12:20:32.012
2	<b>2:45.510</b>	+8.922	12:23:17.522
3	<b>2:45.998</b>	+9.410	12:26:03.520
4	<b>2:41.589</b>	+5.001	12:28:45.109
5	<b>2:41.069</b>	+4.481	12:31:26.178
6	<b>2:36.588</b>		12:34:02.766
7	<b>2:37.034</b>	+0.446	12:36:39.800
8	<b>2:45.686</b>	+9.098	12:39:25.486
9	<b>2:37.329</b>	+0.741	12:42:02.815

Lap	Lap Tm	Diff	Time of Day
<b>(9) CABEZAS MOLET, IBAN LLUIS</b>			
1	<b>3:00.378</b>	+21.535	12:20:35.443
2	<b>2:55.518</b>	+16.675	12:23:30.961
3	<b>2:48.104</b>	+9.261	12:26:19.065
4	<b>2:45.113</b>	+6.270	12:29:04.178
5	<b>2:47.887</b>	+9.044	12:31:52.065
6	<b>2:39.449</b>	+0.606	12:34:31.514
7	<b>2:48.311</b>	+9.468	12:37:19.825
8	<b>2:39.491</b>	+0.648	12:39:59.316
9	<b>2:38.843</b>		12:42:38.159

Lap	Lap Tm	Diff	Time of Day
<b>(150) RAFAEL VENTURA, GERARD</b>			
1	<b>2:52.394</b>	+15.001	12:20:20.424
2	<b>2:50.889</b>	+13.496	12:23:11.313
3	<b>3:01.373</b>	+23.980	12:26:12.686
4	<b>2:56.665</b>	+19.272	12:29:09.351
5	<b>2:45.186</b>	+7.793	12:31:54.537
6	<b>2:43.459</b>	+6.066	12:34:37.996
7	<b>2:44.567</b>	+7.174	12:37:22.563

# Campionat de Catalunya MX - Olvan

MX Elit-MX1-MX2

Circuit d'Olvan 1,650 km

Carrera 2

29/04/2018 12:10

Cursa (20:00 i 2 Voltes) started at 12:14:24

Lap	Lap Tm	Diff	Time of Day
4	2:50.755	+1.530	12:30:41.664
5	2:53.620	+4.395	12:33:35.284
6	2:54.288	+5.063	12:36:29.572
7	2:55.397	+6.172	12:39:24.969
8	3:04.833	+15.608	12:42:29.802

(37) MOLINA FERNANDEZ, ALBERT

Lap	Lap Tm	Diff	Time of Day
1	5:34.474	+2:49.058	12:23:00.415
2	2:45.918	+0.502	12:25:46.333
3	2:45.416		12:28:31.749
4	3:20.791	+35.375	12:31:52.540
5	3:00.808	+15.392	12:34:53.348
6	8:16.131	+5:30.715	12:43:09.479

(51) CASTRO ORTEGA, SERGIO

Lap	Lap Tm	Diff	Time of Day
1	2:19.151	+1.045	12:18:55.488
2	2:19.128	+1.022	12:21:14.616
3	2:18.106		12:23:32.722
4	2:19.884	+1.778	12:25:52.606
5	2:18.435	+0.329	12:28:11.041
6	2:30.884	+12.778	12:30:41.925
7	2:33.216	+15.110	12:33:15.141
8	2:38.802	+20.696	12:35:53.943

(46) PONS SOLA, NIL

Lap	Lap Tm	Diff	Time of Day
1	2:42.165	+14.607	12:20:09.140
2	2:40.057	+12.499	12:22:49.197
3	2:27.558		12:25:16.755
4	2:58.702	+31.144	12:28:15.457

Lap Lap Tm Diff Time of Day

Lap Lap Tm Diff Time of Day



# Campionat de Catalunya MX - Olvan

Ordenat per la volta més ràpida

MX Elit-MX1-MX2

Circuit d'Olvan 1,650 km

Entrenaments Qualificatius

29/04/2018 09:00

Classificació (30:00 Temps) started at 8:59:46

Pos.	Núm.	Nom	Millor Tm	Dif	En volta	Club	classe
1	4	ARCARONS GALI, NIL	1:54.837		10	Mc. Segre	MX Elit
2	51	CASTRO ORTEGA, SERGIO	1:57.058	2.221	9	Mc Cifuentes	MX 2
3	45	RIERA ALBAS, LLUIS	1:58.762	3.925	5	Amv Torroella	MX Elit
4	85	MASCARILLA GUIU, GUILLEM	1:59.267	4.430	6	Mc. Segre	MX 2
5	46	PONS SOLA, NIL	1:59.847	5.010	9	Mc. Segre	MX 2
6	11	ARNAU DE VERA, FERRAN	2:00.005	5.168	5	Mc C. Empúries	MX 2
7	276	ROSELL ROMERO, JOAN DAVID	2:00.664	5.827	7	MC 3 Turons	MX 2
8	19	CANALS GAYETE, ALEIX	2:01.824	6.987	7	Mc. Segre	MX 2
9	25	FONTANALS BENAVENT, MARC	2:02.083	7.246	8	Mc Cubelles	MX 2
10	501	OLIVER VILAR, ROGER	2:02.155	7.318	5		MX 2
11	27	DIAZ LOPEZ, ALEIX	2:03.832	8.995	10	Mc St.Celoni	MX Elit
12	78	DARNE SELLABONA, BERNAT	2:04.421	9.584	8	Mc C. Empúries	MX 1
13	94	ALTES BALLESTEROS, JOAN	2:04.899	10.062	9	Em Castellbisbal	MX Elit
14	2	CABEZAS MOLET, XAVIER	2:05.910	11.073	8	Mc. Segre	MX 1
15	163	VERLOY , JORDY	2:06.639	11.802	7	Mc St.Hilari	MX 2
16	279	FERRER ENRIQUEZ, BIEL	2:07.524	12.687	8	Xtrem Sitges Mc.	MX 2
17	40	DAUDEN SERRA, JOSE LUIS	2:09.692	14.855	7	Mc Amposta	MX 1
18	175	BENET LLAGOSTERA, POL	2:09.845	15.008	8	Mc. Segre	MX 1
19	287	GARRALON LORITE, DANIEL	2:09.907	15.070	9	Mc. Segre	MX 2
20	9	CABEZAS MOLET, IBAN LLUIS	2:10.380	15.543	6	Mc. Segre	MX 1
21	119	SALA TORRESCASANA, MIQUEL	2:11.263	16.426	10	Mc. Segre	MX 1
22	99	PAGES BENITO, JORDI	2:12.228	17.391	6	Mc. Polea SX	MX 1
23	37	MOLINA FERNANDEZ, ALBERT	2:15.886	21.049	4	Em Castellbisbal	MX 2
24	55	TEIXIDO COLOMA, AMOS	2:18.849	24.012	2	Mc. Segre	MX 1
25	150	RAFAEL VENTURA, GERARD	2:21.693	26.856	7	Pobla Mafumet	MX 1



# Campionat de Catalunya MX - Olvan

Ordenat per la volta més ràpida

MX Elit-MX1-MX2

Circuit d'Olvan 1,650 km

Entrenaments Qualificatius

29/04/2018 09:00

Classificació (30:00 Temps) started at 8:59:46

Pos.	Núm.	Nom	Millor Tm	Dif	En volta	Club	classe
------	------	-----	-----------	-----	----------	------	--------

## MX 1

1	78	DARNE SELLABONA, BERNAT	2:04.421		8	Mc C. Empúries	MX 1
2	2	CABEZAS MOLET, XAVIER	2:05.910	1.489	8	Mc. Segre	MX 1
3	40	DAUDEN SERRA, JOSE LUIS	2:09.692	5.271	7	Mc Amposta	MX 1
4	175	BENET LLAGOSTERA, POL	2:09.845	5.424	8	Mc. Segre	MX 1
5	9	CABEZAS MOLET, IBAN LLUIS	2:10.380	5.959	6	Mc. Segre	MX 1
6	119	SALA TORRESCASANA, MIQUEL	2:11.263	6.842	10	Mc. Segre	MX 1
7	99	PAGES BENITO, JORDI	2:12.228	7.807	6	Mc. Polea SX	MX 1
8	55	TEIXIDO COLOMA, AMOS	2:18.849	14.428	2	Mc. Segre	MX 1
9	150	RAFAEL VENTURA, GERARD	2:21.693	17.272	7	Pobla Mafumet	MX 1

## MX 2

1	51	CASTRO ORTEGA, SERGIO	1:57.058		9	Mc Cifuentes	MX 2
2	85	MASCARILLA GUIU, GUILLEM	1:59.267	2.209	6	Mc. Segre	MX 2
3	46	PONS SOLA, NIL	1:59.847	2.789	9	Mc. Segre	MX 2
4	11	ARNAU DE VERA, FERRAN	2:00.005	2.947	5	Mc C. Empúries	MX 2
5	276	ROSELL ROMERO, JOAN DAVID	2:00.664	3.606	7	MC 3 Turons	MX 2
6	19	CANALS GAYETE, ALEIX	2:01.824	4.766	7	Mc. Segre	MX 2
7	25	FONTANALS BENAVENT, MARC	2:02.083	5.025	8	Mc Cubelles	MX 2
8	501	OLIVER VILAR, ROGER	2:02.155	5.097	5		MX 2
9	163	VERLOY , JORDY	2:06.639	9.581	7	Mc St.Hilari	MX 2
10	279	FERRER ENRIQUEZ, BIEL	2:07.524	10.466	8	Xtrem Sitges Mc.	MX 2
11	287	GARRALON LORITE, DANIEL	2:09.907	12.849	9	Mc. Segre	MX 2
12	37	MOLINA FERNANDEZ, ALBERT	2:15.886	18.828	4	Em Castellbisbal	MX 2

## MX Elit

1	4	ARCARONS GALI, NIL	1:54.837		10	Mc. Segre	MX Elit
2	45	RIERA ALBAS, LLUIS	1:58.762	3.925	5	Amv Torroella	MX Elit
3	27	DIAZ LOPEZ, ALEIX	2:03.832	8.995	10	Mc St.Celoni	MX Elit
4	94	ALTES BALLESTEROS, JOAN	2:04.899	10.062	9	Em Castellbisbal	MX Elit



# Campionat de Catalunya MX - Olvan

MX Elit-MX1-MX2

Circuit d'Olvan 1,650 km

Entrenaments Qualificatius

29/04/2018 09:00

Classificació (30:00 Temps) started at 8:59:46

Lap	Lap Tm	Diff	Time of Day
<b>(4) ARCARONS GALI, NIL</b>			
1	2:24.109	+29.272	9:05:36.905
2	2:02.602	+7.765	9:07:39.507
3	2:13.759	+18.922	9:09:53.266
4	2:21.602	+26.765	9:12:14.868
5	1:57.456	+2.619	9:14:12.324
6	4:38.397	+2:43.560	9:18:50.721
7	2:10.053	+15.216	9:21:00.774
8	1:56.013	+1.176	9:22:56.787
9	2:22.521	+27.684	9:25:19.308
10	1:54.837		9:27:14.145
11	2:15.454	+20.617	9:29:29.599
12	1:55.647	+0.810	9:31:25.246

Lap	Lap Tm	Diff	Time of Day
<b>(51) CASTRO ORTEGA, SERGIO</b>			
1	2:19.296	+22.238	9:07:27.144
2	2:05.555	+8.497	9:09:32.699
3	2:04.624	+7.566	9:11:37.323
4	2:00.521	+3.463	9:13:37.844
5	2:47.641	+50.583	9:16:25.485
6	1:59.127	+2.069	9:18:24.612
7	5:39.129	+3:42.071	9:24:03.741
8	1:57.163	+0.105	9:26:00.904
9	1:57.058		9:27:57.962
10	2:36.039	+38.981	9:30:34.001

Lap	Lap Tm	Diff	Time of Day
<b>(45) RIERA ALBAS, LLUIS</b>			
1	2:07.072	+8.310	9:04:04.419
2	2:40.927	+42.165	9:06:45.346
3	1:59.837	+1.075	9:08:45.183
4	2:29.777	+31.015	9:11:14.960
5	1:58.762		9:13:13.722

Lap	Lap Tm	Diff	Time of Day
<b>(85) MASCARILLA GUIU, GUILLEM</b>			
1	2:10.106	+10.839	9:07:48.545
2	2:05.996	+6.729	9:09:54.541
3	6:40.222	+4:40.955	9:16:34.763
4	2:25.864	+26.597	9:19:00.627
5	2:00.036	+0.769	9:21:00.663
6	1:59.267		9:22:59.930
7	2:36.469	+37.202	9:25:36.399
8	2:00.363	+1.096	9:27:36.762
9	2:35.210	+35.943	9:30:11.972

Lap	Lap Tm	Diff	Time of Day
<b>(46) PONS SOLA, NIL</b>			
1	2:22.930	+23.083	9:05:02.673
2	2:15.833	+15.986	9:07:18.506
3	2:08.746	+8.899	9:09:27.252
4	2:07.283	+7.436	9:11:34.535
5	2:15.372	+15.525	9:13:49.907
6	2:04.770	+4.923	9:15:54.677
7	2:04.197	+4.350	9:17:58.874
8	3:04.105	+1:04.258	9:21:02.979
9	1:59.847		9:23:02.826
10	2:27.890	+28.043	9:25:30.716
11	2:00.564	+0.717	9:27:31.280
12	2:48.542	+48.695	9:30:19.822

Lap	Lap Tm	Diff	Time of Day
<b>(11) ARNAU DE VERA, FERRAN</b>			
1	2:12.342	+12.337	9:06:14.329
2	2:05.162	+5.157	9:08:19.491
3	7:54.670	+5:54.665	9:16:14.161
4	2:37.226	+37.221	9:18:51.387
5	2:00.005		9:20:51.392

Lap	Lap Tm	Diff	Time of Day
<b>(276) ROSELL ROMERO, JOAN DAVID</b>			
1	2:09.867	+9.203	9:11:20.606
2	2:20.665	+20.001	9:13:41.271
3	2:20.357	+19.693	9:16:01.628
4	2:06.536	+5.872	9:18:08.164
5	2:06.523	+5.859	9:20:14.687
6	2:04.065	+3.401	9:22:18.752
7	2:00.664		9:24:19.416
8	2:11.706	+11.042	9:26:31.122
9	2:01.552	+0.888	9:28:32.674
10	2:02.119	+1.455	9:30:34.793

Lap	Lap Tm	Diff	Time of Day
<b>(19) CANALS GAYETE, ALEIX</b>			
1	2:22.091	+20.267	9:04:53.973
2	2:13.396	+11.572	9:07:07.369
3	3:57.084	+1:55.260	9:11:04.453
4	2:04.920	+3.096	9:13:09.373
5	2:28.817	+26.993	9:15:38.190
6	2:02.984	+1.160	9:17:41.174
7	2:01.824		9:19:42.998
8	2:29.591	+27.767	9:22:12.589
9	2:29.473	+27.649	9:24:42.062
10	2:53.585	+51.761	9:27:35.647
11	2:23.306	+21.482	9:29:58.953

Lap	Lap Tm	Diff	Time of Day
<b>(25) FONTANALS BENAVENT, MARC</b>			
1	2:28.345	+26.262	9:10:58.166
2	2:23.598	+21.515	9:13:21.764
3	2:04.131	+2.048	9:15:25.895
4	4:57.438	+2:55.355	9:20:23.333
5	2:26.112	+24.029	9:22:49.445
6	2:02.949	+0.866	9:24:52.394
7	2:31.208	+29.125	9:27:23.602
8	2:02.083		9:29:25.685
9	2:35.642	+33.559	9:32:01.327

Lap	Lap Tm	Diff	Time of Day
<b>(501) OLIVER VILAR, ROGER</b>			
1	2:23.670	+21.515	9:08:37.410
2	2:06.534	+4.379	9:10:43.944
3	4:27.604	+2:25.449	9:15:11.548
4	2:26.931	+24.776	9:17:38.479
5	2:02.155		9:19:40.634
6	2:35.508	+33.353	9:22:16.142
7	2:02.336	+0.181	9:24:18.478
8	2:46.252	+44.097	9:27:04.730
9	2:50.607	+48.452	9:29:55.337

Lap	Lap Tm	Diff	Time of Day
<b>(27) DIAZ LOPEZ, ALEIX</b>			
1	2:20.290	+16.458	9:04:17.933
2	2:14.661	+10.829	9:06:32.594
3	2:09.441	+5.609	9:08:42.035
4	2:07.575	+3.743	9:10:49.610
5	3:35.325	+1:31.493	9:14:24.935
6	2:05.787	+1.955	9:16:30.722
7	2:04.082	+0.250	9:18:34.804
8	2:04.044	+0.212	9:20:38.848
9	2:25.949	+22.117	9:23:04.797
10	2:03.832		9:25:08.629
11	2:04.249	+0.417	9:27:12.878
12	4:04.231	+2:00.399	9:31:17.109

Lap	Lap Tm	Diff	Time of Day
<b>(78) DARNE SELLABONA, BERNAT</b>			
1	2:13.881	+9.460	9:05:49.874
2	2:12.579	+8.158	9:08:02.453
3	2:11.610	+7.189	9:10:14.063
4	4:44.486	+2:40.065	9:14:58.549

Lap	Lap Tm	Diff	Time of Day
5	2:16.262	+11.841	9:17:14.811
6	2:23.434	+19.013	9:19:38.245
7	2:05.062	+0.641	9:21:43.307
8	2:04.421		9:23:47.728
9	2:59.700	+55.279	9:26:47.428
10	2:16.560	+12.139	9:29:03.988
11	2:19.722	+15.301	9:31:23.710

Lap	Lap Tm	Diff	Time of Day
<b>(94) ALTES BALLESTEROS, JOAN</b>			
1	2:20.046	+15.147	9:08:20.564
2	2:33.232	+28.333	9:10:53.796
3	2:09.457	+4.558	9:13:03.253
4	2:35.664	+30.765	9:15:38.917
5	2:06.937	+2.038	9:17:45.854
6	5:28.205	+3:23.306	9:23:14.059
7	2:06.493	+1.594	9:25:20.552
8	2:42.953	+38.054	9:28:03.505
9	2:04.899		9:30:08.404

Lap	Lap Tm	Diff	Time of Day
<b>(2) CABEZAS MOLET, XAVIER</b>			
1	2:22.718	+16.808	9:11:38.530
2	2:13.695	+7.785	9:13:52.225
3	2:12.444	+6.534	9:16:04.669
4	2:10.349	+4.439	9:18:15.018
5	3:54.915	+1:49.005	9:22:09.933
6	2:25.405	+19.495	9:24:35.338
7	2:06.910	+1.000	9:26:42.248
8	2:05.910		9:28:48.158
9	2:58.845	+52.935	9:31:47.003

Lap	Lap Tm	Diff	Time of Day
<b>(163) VERLOY, JORDY</b>			
1	2:23.419	+16.780	9:05:00.394
2	2:21.198	+14.559	9:07:21.592
3	2:14.575	+7.936	9:09:36.167
4	6:32.595	+4:25.956	9:16:08.762
5	2:12.221	+5.582	9:18:20.983
6	2:09.265	+2.626	9:20:30.248
7	2:06.639		9:22:36.887
8	2:06.782	+0.143	9:24:43.669
9	2:06.909	+0.270	9:26:50.578
10	4:00.006	+1:53.367	9:30:50.584

Lap	Lap Tm	Diff	Time of Day
<b>(279) FERRER ENRIQUEZ, BIEL</b>			
1	2:28.557	+21.033	9:07:28.089
2	2:14.101	+6.577	9:09:42.190
3	5:26.255	+3:18.731	9:15:08.445
4	3:15.188	+1:07.664	9:18:23.633
5	2:13.671	+6.147	9:20:37.304
6	2:09.052	+1.528	9:22:46.356
7	2:07.924	+0.400	9:24:54.280
8	2:07.524		9:27:01.804
9	2:29.466	+21.942	9:29:31.270
10	2:07.949	+0.425	9:31:39.219

Lap	Lap Tm	Diff	Time of Day
<b>(40) DAUDEN SERRA, JOSE LUIS</b>			
1	2:29.951	+20.259	9:07:57.454
2	2:15.758	+6.066	9:10:13.212
3	2:39.548	+29.856	9:12:52.760
4	2:13.449	+3.757	9:15:06.209
5	4:06.919	+1:57.227	9:19:13.128
6	2:16.052	+6.360	9:21:29.180
7	2:09.692		9:23:38.872
8	3:54.954	+1:45.262	9:27:33.826
9	2:09.832	+0.140	9:29:43.658

Lap	Lap Tm	Diff	Time of Day
<b>(175) BENET LLAGOSTERA, POL</b>			



# Campionat de Catalunya MX - Olvan

MX Elit-MX1-MX2

Circuit d'Olvan 1,650 km

Entrenaments Qualificatius

29/04/2018 09:00

Classificació (30:00 Temps) started at 8:59:46

Lap	Lap Tm	Diff	Time of Day
1	2:17.500	+7.655	9:08:39.995
2	2:38.418	+28.573	9:11:18.413
3	2:12.508	+2.663	9:13:30.921
4	2:39.875	+30.030	9:16:10.796
5	2:11.270	+1.425	9:18:22.066
6	5:52.761	+3:42.916	9:24:14.827
7	2:30.604	+20.759	9:26:45.431
8	2:09.845		9:28:55.276
9	2:37.895	+28.050	9:31:33.171

(287) GARRALON LORITE, DANIEL

1	2:33.917	+24.010	9:04:39.926
2	2:21.038	+11.131	9:07:00.964
3	2:21.082	+11.175	9:09:22.046
4	2:27.266	+17.359	9:11:49.312
5	6:39.239	+4:29.332	9:18:28.551
6	3:02.057	+52.150	9:21:30.608
7	2:11.308	+1.401	9:23:41.916
8	2:31.153	+21.246	9:26:13.069
9	2:09.907		9:28:22.976
10	2:55.992	+46.085	9:31:18.968

(9) CABEZAS MOLET, IBAN LLUIS

1	2:31.251	+20.871	9:13:08.343
2	2:23.995	+13.615	9:15:32.338
3	2:22.332	+11.952	9:17:54.670
4	2:13.903	+3.523	9:20:08.573
5	2:11.935	+1.555	9:22:20.508
6	2:10.380		9:24:30.888
7	2:10.520	+0.140	9:26:41.408

(119) SALA TORRESCASANA, MIQUEL

1	2:33.899	+22.636	9:05:20.510
2	2:27.364	+16.101	9:07:47.874
3	2:34.370	+23.107	9:10:22.244
4	2:23.269	+12.006	9:12:45.513
5	2:32.224	+20.961	9:15:17.737
6	2:40.566	+29.303	9:17:58.303
7	2:13.848	+2.585	9:20:12.151
8	2:13.699	+2.436	9:22:25.850
9	2:35.462	+24.199	9:25:01.312
10	2:11.263		9:27:12.575
11	2:32.103	+20.840	9:29:44.678

(99) PAGES BENITO, JORDI

1	2:26.710	+14.482	9:06:09.421
2	2:21.956	+9.728	9:08:31.377
3	2:17.156	+4.928	9:10:48.533
4	3:25.888	+1:13.660	9:14:14.421
5	2:12.295	+0.067	9:16:26.716
6	2:12.228		9:18:38.944

(37) MOLINA FERNANDEZ, ALBERT

1	2:24.150	+8.264	9:04:57.480
2	2:16.395	+0.509	9:07:13.875
3	2:25.814	+9.928	9:09:39.689
4	2:15.886		9:11:55.575

(55) TEIXIDO COLOMA, AMOS

1	2:22.888	+4.039	9:07:04.818
2	2:18.849		9:09:23.667

(150) RAFAEL VENTURA, GERARD

1	2:37.515	+15.822	9:09:26.499
2	3:54.317	+1:32.624	9:13:20.816
3	2:22.863	+1.170	9:15:43.679

Lap	Lap Tm	Diff	Time of Day
4	2:27.225	+5.532	9:18:10.904
5	2:24.414	+2.721	9:20:35.318
6	2:54.112	+32.419	9:23:29.430
7	2:21.693		9:25:51.123
8	2:45.770	+24.077	9:28:36.893
9	2:29.758	+8.065	9:31:06.651

Lap	Lap Tm	Diff	Time of Day
-----	--------	------	-------------



## Campionat de Catalunya MX - Olvan

MX3-MX4-MX5

Circuit d'Olvan 1,650 km

Classificació Final

Pos.	Núm.	Nom	Llicència	Club	R1.	R2.	Total Punts
<b>MX 3</b>							
1	14	ARDEVOL CABRERA, CHRISTIAN	137227-T	Mc. Segre	25	25	50
2	21	SACNE , MATIAS	138630-B- <del>f</del>	Mc Cifuentes	16	20	36
3	808	CARDONA LOPEZ, NESTOR	137435-B	Gm Molins	20	8	28
4	33	SANS SOLOZABAL, MARC	136904-B	Mc. Polea SX	7	16	23
5	77	MARIN MESA, JUAN RAMON	138011-B	Amc Martorelles	10	13	23
6	711	FERNANDEZ GARCIA, CESAR	138250-B	Mc MXPro	13	9	22
7	96	VILALTA AGUADO, JOAN	137794-B	Mc St.Hilari	8	11	19
8	85	BAENA PULIDO, DANIEL	137524-B	Mc Fonollosa	11	6	17
9	82	PEDRO SUBIRATS, JOSEP	137299-B	Mc St.Celoni	5	10	15
10	94	DAVINS CAZORLA, ANGEL	137788-B	Mc. Segre	9	0	9
11	34	RODRIGUEZ GUERRA, DAVID	136897-B	Mc St.Hilari	2	7	9
12	47	BADIELLA POCA, PAU	136908-B	Mc. Polea SX	6	3	9
13	79	COLETAS RIAL, JORDI	137709-B	Mc. Segre	4	5	9
14	81	FARRE SISO, GERARD	138373-L	Mc. Segre	3	4	7
NT	121	BARRAGAN RODRIGUEZ, EDGAR	138133-B	Mc Foc i Fuego	0	--	0
NT	175	CEBALLOS NUÑEZ, CARLES	138348-B	Mc. Segre	0	--	0
<b>MX 4</b>							
1	200	TRAGTER , PEDRO	137696-GI	Mc C. Empúries	25	25	50
2	888	PEDRO SUBIRATS, JORDI	137261-B	Mc. Segre	20	20	40
3	199	VELASCO GARCIA, ALEX	136940-B	Amc Martorelles	11	16	27
4	3	MAS MARES, GERARD	136985-GI	Mc C. Empúries	13	11	24
5	52	FLO PARTAGAS, ENRIC	137471-B	Mc VDB	10	13	23
6	16	DEL BARRIO FABREGAT, JOSE	66545-IB	Cm. Porrerenc	16	--	16
7	136	GOMEZ JIMENEZ, ANDREU	138637-B	Gm Molins	9	--	9
8	251	NUÑEZ GARCIA, ANTONIO	137800-B	Amc Martorelles	8	--	8
NT	35	SOLE HUGUET, EDGAR	136879-T	Mc Salomo	0	--	0
NT	76	MENDEZ LOPEZ, LEONARDO M.	136869-B	Mc. Segre	0	--	0
NT	521	MICOLA MARTIN, IVAN	137099-B	Mc St.Celoni	0	--	0
<b>MX 5</b>							
1	1	VALL FABREGA, AGUSTI	138073-B	Mc. Segre	25	25	50
2	66	COSTA AGUSTI, XAVIER	137224-B	Mc. Segre	13	20	33
3	28	MAS SOTERAS, ANTONI	137211-B	Mc Fonollosa	20	13	33
4	59	SANCHEZ COLL, NARCIS	137846-B	CM Mollet-Isern	16	16	32
5	58	CUENCA SARRION, GASPÀR	136844-B	Mc VDB	11	--	11

Cap de cronometratge / Director de Cursa / President del Jurat

Orbits






## Campionat de Catalunya MX - Olvan

MX3-MX4-MX5

Circuit d'Olvan 1,650 km

Classificació Final



Pos.	Núm.	Nom	Llicència	Club	R1.	R2.	Total Punts
6	50	REDON PAÑELLA, JORDI	137265-B	Gm Molins	10	--	10
7	19	TRILLES LUBRAN, JOSEP	137766-B	Mc. Micorella	9	--	9

Cap de cronometratge / Director de Cursa / President del Jurat

Orbits



**Campionat de Catalunya MX - Olvan**

classificat per voltes

MX3-MX4-MX5

Circuit d'Olvan 1,650 km

Carrera 1

29/04/2018 11:10

Cursa (20:00 i 1 Voltes) started at 11:09:23

Pos.	Núm.	Nom	Voltes	Total Ts	Dif	Millor Tm	Moto	Club	classe	Punts
1	200	TRAGTER , PEDRO	10	24:44.860		2:01.837	SUZUKI	Mc C. Empúries	MX 4	25
2	888	PEDRO SUBIRATS, JORDI	10	25:22.377	37.517	2:09.351	SIN MARCA	Mc. Segre	MX 4	20
3	16	DEL BARRIO FABREGAT, JOSE	10	25:31.246	46.386	2:07.152	YAMAHA	Cm. Porrerenc	MX 4	16
4	14	ARDEVOL CABRERA, CHRISTIAN	10	25:34.466	49.606	2:07.093	KAWASAKI	Mc. Segre	MX 3	25
5	808	CARDONA LOPEZ, NESTOR	10	25:35.286	50.426	2:07.849	SIN MARCA	Gm Molins	MX 3	20
6	21	SACNE , MATIAS	10	25:53.126	1:08.266	2:07.104	SIN MARCA	Mc Cifuentes	MX 3	16
7	711	FERNANDEZ GARCIA, CESAR	10	26:04.377	1:19.517	2:10.292	SIN MARCA	Mc MXPro	MX 3	13
8	85	BAENA PULIDO, DANIEL	10	26:05.893	1:21.033	2:08.239	KAWASAKI	Mc Fonollosa	MX 3	11
9	77	MARIN MESA, JUAN RAMON	10	26:12.460	1:27.600	2:09.297	HUSQVARNA	Amc Martorelle:	MX 3	10
10	94	DAVINS CAZORLA, ANGEL	10	26:17.486	1:32.626	2:08.241	HONDA	Mc. Segre	MX 3	9
11	96	VILALTA AGUADO, JOAN	10	26:24.767	1:39.907	2:09.205	YAMAHA	Mc St.Hilari	MX 3	8
12	33	SANS SOLOZABAL, MARC	10	26:33.447	1:48.587	2:12.290	KTM	Mc. Polea SX	MX 3	7
13	3	MAS MARES, GERARD	10	26:43.536	1:58.676	2:12.087	SUZUKI RMZ	Mc C. Empúries	MX 4	13
14	47	BADIELLA POCA, PAU	10	26:46.568	2:01.708	2:11.736	KTM	Mc. Polea SX	MX 3	6
15	199	VELASCO GARCIA, ALEX	10	26:57.362	2:12.502	2:12.588	SIN MARCA	Amc Martorelle:	MX 4	11
16	52	FLO PARTAGAS, ENRIC	10	27:04.681	2:19.821	2:18.218	YAMAHA	Mc VDB	MX 4	10
17	1	VALL FABREGA, AGUSTI	10	27:21.951	2:37.091	2:17.838	YAMAHA	Mc. Segre	MX 5	25
18	82	PEDRO SUBIRATS, JOSEP	10	27:23.167	2:38.307	2:15.077	SIN MARCA	Mc St.Celoni	MX 3	5
19	79	COLETAS RIAL, JORDI	9	25:21.465	1 Volta	2:17.414	KTM	Mc. Segre	MX 3	4
20	28	MAS SOTERAS, ANTONI	9	25:44.436	1 Volta	2:21.717	KTM	Mc Fonollosa	MX 5	20
21	81	FARRE SISO, GERARD	9	26:01.428	1 Volta	2:18.285	YAMAHA	Mc. Segre	MX 3	3
22	136	GOMEZ JIMENEZ, ANDREU	9	26:03.816	1 Volta	2:21.098	KAWASAKI	Gm Molins	MX 4	9
23	59	SANCHEZ COLL, NARCIS	9	26:07.250	1 Volta	2:24.091	HONDA	CM Mollet-Isern	MX 5	16
24	66	COSTA AGUSTI, XAVIER	9	26:22.151	1 Volta	2:22.724	KTM	Mc. Segre	MX 5	13
25	34	RODRIGUEZ GUERRA, DAVID	9	26:30.966	1 Volta	2:17.595	KTM	Mc St.Hilari	MX 3	2
26	251	NUÑEZ GARCIA, ANTONIO	9	26:34.277	1 Volta	2:23.243	KTM	Amc Martorelle:	MX 4	8
27	58	CUENCA SARRION, GASPAR	9	27:09.167	1 Volta	2:15.673	KTM	Mc VDB	MX 5	11
28	50	REDON PAÑELLA, JORDI	8	26:25.881	2 Voltes	2:25.672	SUZUKI	Gm Molins	MX 5	10
29	19	TRILLES LUBRAN, JOSEP	5	28:58.621	5 Voltes	2:26.366	SIN MARCA	Mc. Micorella	MX 5	9

No classificat

NT	121	BARRAGAN RODRIGUEZ, EDGAR	6	18:00.020	NT	2:21.535	KAWASAKI	Mc Foc i Fuego	MX 3	0
NT	35	SOLE HUGUET, EDGAR	4	13:40.170	NT	2:27.945	HUSQVARNA	Mc Salomo	MX 4	0
NT	76	MENDEZ LOPEZ, LEONARDO M.	3	9:46.362	NT	2:18.707	HONDA	Mc. Segre	MX 4	0
NT	521	MICOLA MARTIN, IVAN	2	9:01.611	NT	2:26.135	YAMAHA	Mc St.Celoni	MX 4	0
NT	175	CEBALLOS NUÑEZ, CARLES	1	9:00.242	NT	6:52.618	HONDA	Mc. Segre	MX 3	0

Marge de victòria	Velocitat mitja	Millor temps de volta	Millor vel.	Millor volta per
37.517	40,004	2:01.837	48,754	200 - TRAGTER , PEDRO

Cap de cronometratge / Director de Cursa / President del Jurat

Orbits

## Campionat de Catalunya MX - Olvan

classificat per voltes

MX3-MX4-MX5

Circuit d'Olvan 1,650 km

Carrera 1

29/04/2018 11:10

Cursa (20:00 i 1 Voltes) started at 11:09:23

Pos.	Núm.	Nom	Voltes	Total Ts	Dif	Millor Tm	Moto	Club	classe	Punts
<b>MX 3</b>										
1	14	ARDEVOL CABRERA, CHRISTIAN	10	25:34.466		2:07.093	KAWASAKI	Mc. Segre	MX 3	25
2	808	CARDONA LOPEZ, NESTOR	10	25:35.286	0.820	2:07.849	SIN MARCA	Gm Molins	MX 3	20
3	21	SACNE , MATIAS	10	25:53.126	18.660	2:07.104	SIN MARCA	Mc Cifuentes	MX 3	16
4	711	FERNANDEZ GARCIA, CESAR	10	26:04.377	29.911	2:10.292	SIN MARCA	Mc MXPro	MX 3	13
5	85	BAENA PULIDO, DANIEL	10	26:05.893	31.427	2:08.239	KAWASAKI	Mc Fonollosa	MX 3	11
6	77	MARIN MESA, JUAN RAMON	10	26:12.460	37.994	2:09.297	HUSQVARNA	Amc Martorelle:	MX 3	10
7	94	DAVINS CAZORLA, ANGEL	10	26:17.486	43.020	2:08.241	HONDA	Mc. Segre	MX 3	9
8	96	VILALTA AGUADO, JOAN	10	26:24.767	50.301	2:09.205	YAMAHA	Mc St.Hilari	MX 3	8
9	33	SANS SOLOZABAL, MARC	10	26:33.447	58.981	2:12.290	KTM	Mc. Polea SX	MX 3	7
10	47	BADIELLA POCA, PAU	10	26:46.568	1:12.102	2:11.736	KTM	Mc. Polea SX	MX 3	6
11	82	PEDRO SUBIRATS, JOSEP	10	27:23.167	1:48.701	2:15.077	SIN MARCA	Mc St.Celoni	MX 3	5
12	79	COLETAS RIAL, JORDI	9	25:21.465	1 Volta	2:17.414	KTM	Mc. Segre	MX 3	4
13	81	FARRE SISO, GERARD	9	26:01.428	1 Volta	2:18.285	YAMAHA	Mc. Segre	MX 3	3
14	34	RODRIGUEZ GUERRA, DAVID	9	26:30.966	1 Volta	2:17.595	KTM	Mc St.Hilari	MX 3	2

### No classificat

NT	121	BARRAGAN RODRIGUEZ, EDGAR	6	18:00.020	NT	2:21.535	KAWASAKI	Mc Foc i Fuego	MX 3	0
NT	175	CEBALLOS NUÑEZ, CARLES	1	9:00.242	NT	6:52.618	HONDA	Mc. Segre	MX 3	0

### MX 4

1	200	TRAGTER , PEDRO	10	24:44.860		2:01.837	SUZUKI	Mc C. Empúries	MX 4	25
2	888	PEDRO SUBIRATS, JORDI	10	25:22.377	37.517	2:09.351	SIN MARCA	Mc. Segre	MX 4	20
3	16	DEL BARRIO FABREGAT, JOSE	10	25:31.246	46.386	2:07.152	YAMAHA	Cm. Porrerenc	MX 4	16
4	3	MAS MARES, GERARD	10	26:43.536	1:58.676	2:12.087	SUZUKI RMZ	Mc C. Empúries	MX 4	13
5	199	VELASCO GARCIA, ALEX	10	26:57.362	2:12.502	2:12.588	SIN MARCA	Amc Martorelle:	MX 4	11
6	52	FLO PARTAGAS, ENRIC	10	27:04.681	2:19.821	2:18.218	YAMAHA	Mc VDB	MX 4	10
7	136	GOMEZ JIMENEZ, ANDREU	9	26:03.816	1 Volta	2:21.098	KAWASAKI	Gm Molins	MX 4	9
8	251	NUÑEZ GARCIA, ANTONIO	9	26:34.277	1 Volta	2:23.243	KTM	Amc Martorelle:	MX 4	8

### No classificat

NT	35	SOLE HUGUET, EDGAR	4	13:40.170	NT	2:27.945	HUSQVARNA	Mc Salomo	MX 4	0
NT	76	MENDEZ LOPEZ, LEONARDO M.	3	9:46.362	NT	2:18.707	HONDA	Mc. Segre	MX 4	0
NT	521	MICOLA MARTIN, IVAN	2	9:01.611	NT	2:26.135	YAMAHA	Mc St.Celoni	MX 4	0

### MX 5

1	1	VALL FABREGA, AGUSTI	10	27:21.951		2:17.838	YAMAHA	Mc. Segre	MX 5	25
2	28	MAS SOTERAS, ANTONI	9	25:44.436	1 Volta	2:21.717	KTM	Mc Fonollosa	MX 5	20
3	59	SANCHEZ COLL, NARCIS	9	26:07.250	1 Volta	2:24.091	HONDA	CM Mollet-Isern	MX 5	16
4	66	COSTA AGUSTI, XAVIER	9	26:22.151	1 Volta	2:22.724	KTM	Mc. Segre	MX 5	13
5	58	CUENCA SARRION, GASPARD	9	27:09.167	1 Volta	2:15.673	KTM	Mc VDB	MX 5	11
6	50	REDON PAÑELLA, JORDI	8	26:25.881	2 Voltes	2:25.672	SUZUKI	Gm Molins	MX 5	10
7	19	TRILLES LUBRAN, JOSEP	5	28:58.621	5 Voltes	2:26.366	SIN MARCA	Mc. Micorella	MX 5	9

Marge de victòria	Velocitat mitja	Millor temps de volta	Millor vel.	Millor volta per
37.517	40,004	2:01.837	48,754	200 - TRAGTER , PEDRO

Cap de cronometratge / Director de Cursa / President del Jurat Orbits

# Campionat de Catalunya MX - Olvan

Volta a volta


MX3-MX4-MX5

Circuit d'Olvan 1,650 km

Carrera 1

29/04/2018 11:10

Cursa (20:00 i 1 Voltes) started at 11:09:23



Competidors	Voltes											
	0	1	2	3	4	5	6	7	8	9	10	
TRAGTER , PEDRO (200)	1	200	200	200	200	200	200	200	200	200	200	200
ARDEVOL CABRERA, CHRISTIAN (14)	2	14	14	14	14	14	14	14	14	16	888	888
DAVINS CAZORLA, ANGEL (94)	3	94	94	16	16	85	85	85	16	888	16	16
BAENA PULIDO, DANIEL (85)	4	85	85	85	85	16	16	16	85	14	14	14
DEL BARRIO FABREGAT, JOSE (16)	5	16	16	808	808	808	808	808	888	808	808	808
CARDONA LOPEZ, NESTOR (808)	6	808	808	888	888	888	888	888	808	85	21	21
FERNANDEZ GARCIA, CESAR (711)	7	711	711	711	711	711	94	94	711	711	85	711
CEBALLOS NUÑEZ, CARLES (175)	8	175	888	94	94	94	711	711	21	21	711	85
PEDRO SUBIRATS, JORDI (888)	9	888	33	33	77	77	77	77	94	94	94	77
VALL FABREGA, AGUSTI (1)	10	1	199	77	33	96	21	21	96	96	77	94
VILALTA AGUADO, JOAN (96)	11	96	21	3	96	21	96	96	3	33	96	96
SANS SOLOZABAL, MARC (33)	12	33	77	96	3	33	3	3	33	77	33	33
VELASCO GARCIA, ALEX (199)	13	199	3	47	21	3	33	33	77	3	3	3
SACNE , MATIAS (21)	14	21	1	21	47	47	47	47	47	47	47	47
MAS MARES, GERARD (3)	15	3	82	82	82	82	82	82	199	199	1	199
MARIN MESA, JUAN RAMON (77)	16	77	96	1	1	1	1	1	82	1	199	52
MENDEZ LOPEZ, LEONARDO M. (76)	17	76	47	58	79	79	52	199	1	52	52	1
PEDRO SUBIRATS, JOSEP (82)	18	82	76	79	58	52	199	52	52	82	82	82
CUENCA SARRION, GASPARE (58)	19	58	58	34	34	199	79	79	79	79	79	79
BADIELLA POCA, PAU (47)	20	47	79	52	52	81	81	81	81	81	81	28
COLETAS RIAL, JORDI (79)	21	79	34	81	199	34	34	28	28	28	81	81
SANCHEZ COLL, NARCIS (59)	22	59	52	199	81	58	28	34	34	136	136	136
RODRIGUEZ GUERRA, DAVID (34)	23	34	59	251	251	28	58	251	136	59	59	59
NUÑEZ GARCIA, ANTONIO (251)	24	251	251	76	136	251	251	136	59	66	66	66
FARRE SISO, GERARD (81)	25	81	81	136	28	136	136	121	251	34	34	34
FLO PARTAGAS, ENRIC (52)	26	52	66	59	66	66	66	58	66	251	251	251
MICOLA MARTIN, IVAN (521)	27	521	136	28	121	121	121	66	58	58	58	58
COSTA AGUSTI, XAVIER (66)	28	66	28	66	76	59	59	59	50	50	50	50
REDON PAÑELLA, JORDI (50)	29	50	50	121	50	50	50	50	50	50	50	50
GOMEZ JIMENEZ, ANDREU (136)	30	136	121	50	59	35	19					
TRILLES LUBRAN, JOSEP (19)	31	19	19	19	19	19						
MAS SOTERAS, ANTONI (28)	32	28	35	35	35							
BARRAGAN RODRIGUEZ, EDGAR (121)	33	121	521	521								
SOLE HUGUET, EDGAR (35)	34	35	175									



# Campionat de Catalunya MX - Olvan

MX3-MX4-MX5

Circuit d'Olvan 1,650 km

Carrera 1

29/04/2018 11:10

Cursa (20:00 i 1 Voltes) started at 11:09:23

Lap	Lap Tm	Diff	Time of Day
<b>(200) TRAGTER, PEDRO</b>			
1	<b>2:01.837</b>		11:13:23.393
2	<b>2:02.682</b>	+0.845	11:15:26.075
3	<b>2:03.157</b>	+1.320	11:17:29.232
4	<b>2:12.252</b>	+10.415	11:19:41.484
5	<b>2:19.450</b>	+17.613	11:22:00.934
6	<b>2:24.739</b>	+22.902	11:24:25.673
7	<b>2:25.196</b>	+23.359	11:26:50.869
8	<b>2:19.707</b>	+17.870	11:29:10.576
9	<b>2:24.870</b>	+23.033	11:31:35.446
10	<b>2:33.078</b>	+31.241	11:34:08.524

Lap	Lap Tm	Diff	Time of Day
<b>(888) PEDRO SUBIRATS, JORDI</b>			
1	<b>2:09.611</b>	+0.260	11:13:41.800
2	<b>2:09.351</b>		11:15:51.151
3	<b>2:09.817</b>	+0.466	11:18:00.968
4	<b>2:21.156</b>	+11.805	11:20:22.124
5	<b>2:26.646</b>	+17.295	11:22:48.770
6	<b>2:23.546</b>	+14.195	11:25:12.316
7	<b>2:21.974</b>	+12.623	11:27:34.290
8	<b>2:25.153</b>	+15.802	11:29:59.443
9	<b>2:20.576</b>	+11.225	11:32:20.019
10	<b>2:26.022</b>	+16.671	11:34:46.041

Lap	Lap Tm	Diff	Time of Day
<b>(16) DEL BARRIO FABREGAT, JOSE</b>			
1	<b>2:08.165</b>	+1.013	11:13:35.919
2	<b>2:07.152</b>		11:15:43.071
3	<b>2:08.610</b>	+1.458	11:17:51.681
4	<b>2:22.607</b>	+15.455	11:20:14.288
5	<b>2:27.617</b>	+20.465	11:22:41.905
6	<b>2:24.504</b>	+17.352	11:25:06.409
7	<b>2:25.126</b>	+17.974	11:27:31.535
8	<b>2:26.366</b>	+19.214	11:29:57.901
9	<b>2:25.254</b>	+18.102	11:32:23.155
10	<b>2:31.755</b>	+24.603	11:34:54.910

Lap	Lap Tm	Diff	Time of Day
<b>(14) ARDEVOL CABRERA, CHRISTIAN</b>			
1	<b>2:07.093</b>		11:13:30.232
2	<b>2:07.278</b>	+0.185	11:15:37.510
3	<b>2:08.305</b>	+1.212	11:17:45.815
4	<b>2:17.621</b>	+10.528	11:20:03.436
5	<b>2:25.587</b>	+18.494	11:22:29.023
6	<b>2:26.467</b>	+19.374	11:24:55.490
7	<b>2:30.522</b>	+23.429	11:27:26.012
8	<b>2:36.123</b>	+29.030	11:30:02.135
9	<b>2:29.564</b>	+22.471	11:32:31.699
10	<b>2:26.431</b>	+19.338	11:34:58.130

Lap	Lap Tm	Diff	Time of Day
<b>(808) CARDONA LOPEZ, NESTOR</b>			
1	<b>2:07.849</b>		11:13:36.635
2	<b>2:09.788</b>	+1.939	11:15:46.423
3	<b>2:08.725</b>	+0.876	11:17:55.148
4	<b>2:20.486</b>	+12.637	11:20:15.634
5	<b>2:27.620</b>	+19.771	11:22:43.254
6	<b>2:24.845</b>	+16.996	11:25:08.099
7	<b>2:27.676</b>	+19.827	11:27:35.775
8	<b>2:32.320</b>	+24.471	11:30:08.095
9	<b>2:24.082</b>	+16.233	11:32:32.177
10	<b>2:26.773</b>	+18.924	11:34:58.950

Lap	Lap Tm	Diff	Time of Day
<b>(21) SACNE, MATIAS</b>			
1	<b>2:14.062</b>	+6.958	11:13:50.400
2	<b>2:20.364</b>	+13.260	11:16:10.764
3	<b>2:07.104</b>		11:18:17.868
4	<b>2:19.883</b>	+12.779	11:20:37.751

Lap	Lap Tm	Diff	Time of Day
5	<b>2:24.848</b>	+17.744	11:23:02.599
6	<b>2:29.065</b>	+21.961	11:25:31.664
7	<b>2:23.825</b>	+16.721	11:27:55.489
8	<b>2:25.066</b>	+17.962	11:30:20.555
9	<b>2:28.780</b>	+21.676	11:32:49.335
10	<b>2:27.455</b>	+20.351	11:35:16.790

Lap	Lap Tm	Diff	Time of Day
<b>(711) FERNANDEZ GARCIA, CESAR</b>			
1	<b>2:10.292</b>		11:13:40.942
2	<b>2:10.562</b>	+0.270	11:15:51.504
3	<b>2:11.186</b>	+0.894	11:18:02.690
4	<b>2:24.609</b>	+14.317	11:20:27.299
5	<b>2:32.738</b>	+22.446	11:23:00.037
6	<b>2:28.859</b>	+18.567	11:25:28.896
7	<b>2:26.265</b>	+15.973	11:27:55.161
8	<b>2:24.672</b>	+14.380	11:30:19.833
9	<b>2:36.174</b>	+25.882	11:32:56.007
10	<b>2:32.034</b>	+21.742	11:35:28.041

Lap	Lap Tm	Diff	Time of Day
<b>(85) BAENA PULIDO, DANIEL</b>			
1	<b>2:08.514</b>	+0.275	11:13:35.374
2	<b>2:08.665</b>	+0.426	11:15:44.039
3	<b>2:08.239</b>		11:17:52.278
4	<b>2:17.530</b>	+9.291	11:20:09.808
5	<b>2:26.156</b>	+17.917	11:22:35.964
6	<b>2:28.949</b>	+20.710	11:25:04.913
7	<b>2:28.135</b>	+19.896	11:27:33.048
8	<b>2:38.683</b>	+30.444	11:30:11.731
9	<b>2:39.209</b>	+30.970	11:32:50.940
10	<b>2:38.617</b>	+30.378	11:35:29.557

Lap	Lap Tm	Diff	Time of Day
<b>(77) MARIN MESA, JUAN RAMON</b>			
1	<b>2:13.600</b>	+4.303	11:13:51.145
2	<b>2:10.164</b>	+0.867	11:16:01.309
3	<b>2:09.297</b>		11:18:10.606
4	<b>2:22.152</b>	+12.855	11:20:32.758
5	<b>2:29.369</b>	+20.072	11:23:02.127
6	<b>2:29.163</b>	+19.866	11:25:31.290
7	<b>2:48.919</b>	+39.622	11:28:20.209
8	<b>2:26.574</b>	+17.277	11:30:46.783
9	<b>2:24.144</b>	+14.847	11:33:10.927
10	<b>2:25.197</b>	+15.900	11:35:36.124

Lap	Lap Tm	Diff	Time of Day
<b>(94) DAVINS CAZORLA, ANGEL</b>			
1	<b>2:08.241</b>		11:13:33.833
2	<b>2:21.426</b>	+13.185	11:15:55.259
3	<b>2:10.439</b>	+2.198	11:18:05.698
4	<b>2:21.951</b>	+13.710	11:20:27.649
5	<b>2:31.492</b>	+23.251	11:22:59.141
6	<b>2:28.125</b>	+19.884	11:25:27.266
7	<b>2:30.005</b>	+21.764	11:27:57.271
8	<b>2:32.365</b>	+24.124	11:30:29.636
9	<b>2:35.832</b>	+27.591	11:33:05.468
10	<b>2:35.682</b>	+27.441	11:35:41.150

Lap	Lap Tm	Diff	Time of Day
<b>(96) VILALTA AGUADO, JOAN</b>			
1	<b>2:21.687</b>	+12.482	11:13:56.227
2	<b>2:09.205</b>		11:16:05.432
3	<b>2:09.465</b>	+0.260	11:18:14.897
4	<b>2:21.290</b>	+12.085	11:20:36.187
5	<b>2:27.789</b>	+18.584	11:23:03.976
6	<b>2:28.932</b>	+19.727	11:25:32.908
7	<b>2:30.075</b>	+20.870	11:28:02.983
8	<b>2:34.975</b>	+25.770	11:30:37.958
9	<b>2:36.667</b>	+27.462	11:33:14.625
10	<b>2:33.806</b>	+24.601	11:35:48.431

Lap	Lap Tm	Diff	Time of Day
<b>(33) SANS SOLOZABAL, MARC</b>			
1	<b>2:12.290</b>		11:13:47.603
2	<b>2:12.634</b>	+0.344	11:16:00.237
3	<b>2:12.420</b>	+0.130	11:18:12.657
4	<b>2:26.988</b>	+14.698	11:20:39.645
5	<b>2:33.761</b>	+21.471	11:23:13.406
6	<b>2:31.638</b>	+19.348	11:25:45.044
7	<b>2:31.124</b>	+18.834	11:28:16.168
8	<b>2:29.486</b>	+17.196	11:30:45.654
9	<b>2:34.177</b>	+21.887	11:33:19.831
10	<b>2:37.280</b>	+24.990	11:35:57.111

Lap	Lap Tm	Diff	Time of Day
<b>(3) MAS MARES, GERARD</b>			
1	<b>2:14.357</b>	+2.270	11:13:51.543
2	<b>2:12.087</b>		11:16:03.630
3	<b>2:12.477</b>	+0.390	11:18:16.107
4	<b>2:24.566</b>	+12.479	11:20:40.673
5	<b>2:27.538</b>	+15.451	11:23:08.211
6	<b>2:31.537</b>	+19.450	11:25:39.748
7	<b>2:34.525</b>	+22.438	11:28:14.273
8	<b>2:36.636</b>	+24.549	11:30:50.909
9	<b>2:36.884</b>	+24.797	11:33:27.793
10	<b>2:39.407</b>	+27.320	11:36:07.200

Lap	Lap Tm	Diff	Time of Day
<b>(47) BADIELLA POCA, PAU</b>			
1	<b>2:15.035</b>	+3.299	11:13:56.681
2	<b>2:11.736</b>		11:16:08.417
3	<b>2:13.165</b>	+1.429	11:18:21.582
4	<b>2:25.008</b>	+13.272	11:20:46.590
5	<b>2:35.278</b>	+23.542	11:23:21.868
6	<b>2:30.230</b>	+18.494	11:25:52.098
7	<b>2:41.258</b>	+29.522	11:28:33.356
8	<b>2:29.852</b>	+18.116	11:31:03.208
9	<b>2:31.236</b>	+19.500	11:33:34.444
10	<b>2:35.788</b>	+24.052	11:36:10.232

Lap	Lap Tm	Diff	Time of Day
<b>(199) VELASCO GARCIA, ALEX</b>			
1	<b>2:12.588</b>		11:13:48.245
2	<b>2:44.085</b>	+31.497	11:16:32.330
3	<b>2:13.972</b>	+1.384	11:18:46.302
4	<b>2:28.445</b>	+15.857	11:21:14.747
5	<b>2:31.413</b>	+18.825	11:23:46.160
6	<b>2:25.215</b>	+12.627	11:26:11.375
7	<b>2:24.948</b>	+12.360	11:28:36.323
8	<b>2:28.776</b>	+16.188	11:31:05.099
9	<b>2:46.051</b>	+33.663	11:33:51.150
10	<b>2:29.876</b>	+17.288	11:36:21.026

Lap	Lap Tm	Diff	Time of Day
<b>(52) FLO PARTAGAS, ENRIC</b>			
1	<b>2:19.055</b>	+0.837	11:14:08.011
2	<b>2:18.218</b>		11:16:26.229
3	<b>2:18.226</b>	+0.008	11:18:44.455
4	<b>2:28.275</b>	+10.057	11:21:12.730
5	<b>2:30.707</b>	+12.489	11:23:43.437
6	<b>2:30.352</b>	+12.134	11:26:13.789
7	<b>2:30.403</b>	+12.185	11:28:44.192
8	<b>2:32.993</b>	+14.775	11:31:17.185
9	<b>2:34.929</b>	+16.711	11:33:52.114
10	<b>2:36.231</b>	+18.013	11:36:28.345

# Campionat de Catalunya MX - Olvan

MX3-MX4-MX5

Circuit d'Olvan 1,650 km

Carrera 1

29/04/2018 11:10

Cursa (20:00 i 1 Voltes) started at 11:09:23

Lap	Lap Tm	Diff	Time of Day
5	2:37.225	+19.387	11:23:41.935
6	2:28.610	+10.772	11:26:10.545
7	2:32.180	+14.342	11:28:42.725
8	2:32.648	+14.810	11:31:15.373
9	2:35.424	+17.586	11:33:50.797
10	2:54.818	+36.980	11:36:45.615

(82) PEDRO SUBIRATS, JOSEP

1	2:15.930	+0.853	11:13:55.769
2	2:15.077		11:16:10.846
3	2:16.220	+1.143	11:18:27.066
4	2:29.351	+14.274	11:20:56.417
5	2:35.506	+20.429	11:23:31.923
6	2:34.509	+19.432	11:26:06.432
7	2:35.697	+20.620	11:28:42.129
8	2:41.254	+26.177	11:31:23.383
9	2:40.988	+25.911	11:34:04.371
10	2:42.460	+27.383	11:36:46.831

(79) COLETAS RIAL, JORDI

1	2:19.772	+2.358	11:14:02.259
2	2:17.414		11:16:19.673
3	2:18.428	+1.014	11:18:38.101
4	2:32.229	+14.815	11:21:10.330
5	2:40.918	+23.504	11:23:51.248
6	2:39.406	+21.992	11:26:30.654
7	2:48.150	+30.736	11:29:18.804
8	2:44.588	+27.174	11:32:03.392
9	2:41.737	+24.323	11:34:45.129

(28) MAS SOTERAS, ANTONI

1	2:21.717		11:14:15.322
2	2:21.913	+0.196	11:16:37.235
3	2:23.276	+1.559	11:19:00.511
4	2:37.561	+15.844	11:21:38.072
5	2:39.235	+17.518	11:24:17.307
6	2:40.779	+19.062	11:26:58.086
7	2:40.772	+19.055	11:29:38.858
8	2:42.511	+20.794	11:32:21.369
9	2:46.731	+25.014	11:35:08.100

(81) FARRE SISO, GERARD

1	2:22.809	+4.524	11:14:11.184
2	2:18.285		11:16:29.469
3	2:18.804	+0.519	11:18:48.273
4	2:35.242	+16.957	11:21:23.515
5	2:38.757	+20.472	11:24:02.272
6	2:37.054	+18.769	11:26:39.326
7	2:49.872	+31.587	11:29:29.198
8	2:48.925	+30.640	11:32:18.123
9	3:06.969	+48.684	11:35:25.092

(136) GOMEZ JIMENEZ, ANDREU

1	2:22.731	+1.633	11:14:14.928
2	2:21.098		11:16:36.026
3	2:23.889	+2.791	11:18:59.915
4	2:44.168	+23.070	11:21:44.083
5	2:47.724	+26.626	11:24:31.807
6	2:48.121	+27.023	11:27:19.928
7	2:45.848	+24.750	11:30:05.776
8	2:38.367	+17.269	11:32:44.143
9	2:43.337	+22.239	11:35:27.480

(59) SANCHEZ COLL, NARCIS

1	2:24.091		11:14:10.346
2	2:26.736	+2.645	11:16:37.082

Lap	Lap Tm	Diff	Time of Day
3	2:36.934	+12.843	11:19:14.016
4	2:49.301	+25.210	11:22:03.317
5	2:43.743	+19.652	11:24:47.060
6	2:40.947	+16.856	11:27:28.007
7	2:37.952	+13.861	11:30:05.959
8	2:39.586	+15.495	11:32:45.545
9	2:45.369	+21.278	11:35:30.914

(66) COSTA AGUSTI, XAVIER

1	2:22.724		11:14:14.130
2	2:23.264	+0.540	11:16:37.394
3	2:26.999	+4.275	11:19:04.393
4	2:40.480	+17.756	11:21:44.873
5	2:51.828	+29.104	11:24:36.701
6	2:47.694	+24.970	11:27:24.395
7	2:46.678	+23.954	11:30:11.073
8	2:47.774	+25.050	11:32:58.847
9	2:46.968	+24.244	11:35:45.815

(34) RODRIGUEZ GUERRA, DAVID

1	2:17.910	+0.315	11:14:04.330
2	2:17.595		11:16:21.925
3	2:21.006	+3.411	11:18:42.931
4	2:48.468	+30.873	11:21:31.399
5	2:42.682	+25.087	11:24:14.081
6	2:44.531	+26.936	11:26:58.612
7	2:58.817	+41.222	11:29:57.429
8	3:03.658	+46.063	11:33:01.087
9	2:53.543	+35.948	11:35:54.630

(251) NUÑEZ GARCIA, ANTONIO

1	2:23.366	+0.123	11:14:10.738
2	2:23.243		11:16:33.981
3	2:23.744	+0.501	11:18:57.725
4	2:43.225	+19.982	11:21:40.950
5	2:45.947	+22.704	11:24:26.897
6	2:48.477	+25.234	11:27:15.374
7	2:54.717	+31.474	11:30:10.091
8	2:57.064	+33.821	11:33:07.155
9	2:50.786	+27.543	11:35:57.941

(58) CUENCA SARRION, GASPARD

1	2:19.310	+3.637	11:14:00.768
2	2:15.673		11:16:16.441
3	2:23.840	+8.167	11:18:40.281
4	2:53.354	+37.681	11:21:33.635
5	2:44.965	+29.292	11:24:18.600
6	3:05.603	+49.930	11:27:24.203
7	3:00.572	+44.899	11:30:24.775
8	3:01.834	+46.161	11:33:26.609
9	3:06.222	+50.549	11:36:32.831

(50) REDON PAÑELLA, JORDI

1	2:27.114	+1.442	11:14:18.760
2	2:25.672		11:16:44.432
3	2:28.232	+2.560	11:19:12.664
4	3:02.345	+36.673	11:22:15.009
5	3:07.087	+41.415	11:25:22.096
6	3:10.112	+44.440	11:28:32.208
7	3:58.794	+1:33.122	11:32:31.002
8	3:18.543	+52.871	11:35:49.545

(19) TRILLES LUBRAN, JOSEP

1	2:27.941	+1.575	11:14:21.186
2	2:26.366		11:16:47.552
3	2:34.985	+8.619	11:19:22.537

Lap	Lap Tm	Diff	Time of Day
4	6:35.553	+4:09.187	11:25:58.090
5	12:24.195	+9:57.829	11:38:22.285

(121) BARRAGAN RODRIGUEZ, EDGAR

1	2:25.973	+4.438	11:14:20.451
2	2:21.535		11:16:41.986
3	2:25.757	+4.222	11:19:07.743
4	2:45.591	+24.056	11:21:53.334
5	2:46.577	+25.042	11:24:39.911
6	2:43.773	+22.238	11:27:23.684

(35) SOLE HUGUET, EDGAR

1	2:27.945		11:14:24.346
2	2:29.402	+1.457	11:16:53.748
3	2:38.859	+10.914	11:19:32.607
4	3:31.227	+1:03.282	11:23:03.834

(76) MENDEZ LOPEZ, LEONARDO M.

1	2:18.707		11:13:57.787
2	2:36.935	+18.228	11:16:34.722
3	2:35.304	+16.597	11:19:10.026

(521) MICOLA MARTIN, IVAN

1	4:09.590	+1:43.455	11:15:59.140
2	2:26.135		11:18:25.275

(175) CEBALLOS NUÑEZ, CARLES

1	6:52.618		11:18:23.906
---	----------	--	--------------



**Campionat de Catalunya MX - Olvan**

classificat per voltes

MX3-MX4-MX5

Circuit d'Olvan 1,650 km

Carrera 2

29/04/2018 12:45

Cursa (15:00 i 2 Voltes) started at 12:47:05

Pos.	Núm.	Nom	Voltes	Total Ts	Dif	Millor Tm	Moto	Club	classe	Punts
1	200	TRAGTER , PEDRO	8	21:43.005		2:20.389	SUZUKI	Mc C. Empúries	MX 4	25
2	14	ARDEVOL CABRERA, CHRISTIAN	8	22:26.904	43.899	2:29.334	KAWASAKI	Mc. Segre	MX 3	25
3	888	PEDRO SUBIRATS, JORDI	8	22:52.258	1:09.253	2:29.930	SIN MARCA	Mc. Segre	MX 4	20
4	21	SACNE , MATIAS	8	23:08.918	1:25.913	2:30.611	SIN MARCA	Mc Cifuentes	MX 3	20
5	33	SANS SOLOZABAL, MARC	8	23:21.774	1:38.769	2:31.237	KTM	Mc. Polea SX	MX 3	16
6	77	MARIN MESA, JUAN RAMON	8	23:38.457	1:55.452	2:28.748	HUSQVARNA	Amc Martorelle:	MX 3	13
7	96	VILALTA AGUADO, JOAN	8	23:39.973	1:56.968	2:28.245	YAMAHA	Mc St.Hilari	MX 3	11
8	82	PEDRO SUBIRATS, JOSEP	8	23:54.695	2:11.690	2:32.399	SIN MARCA	Mc St.Celoni	MX 3	10
9	711	FERNANDEZ GARCIA, CESAR	8	24:10.438	2:27.433	2:38.240	SIN MARCA	Mc MXPro	MX 3	9
10	199	VELASCO GARCIA, ALEX	8	24:48.782	3:05.777	2:32.279	SIN MARCA	Amc Martorelle:	MX 4	16
11	1	VALL FABREGA, AGUSTI	7	22:03.767	1 Volta	2:39.430	YAMAHA	Mc. Segre	MX 5	25
12	66	COSTA AGUSTI, XAVIER	7				KTM	Mc. Segre	MX 5	20
13	808	CARDONA LOPEZ, NESTOR	7	22:06.086	1 Volta	2:31.910	SIN MARCA	Gm Molins	MX 3	8
14	34	RODRIGUEZ GUERRA, DAVID	7	22:22.744	1 Volta	2:36.380	KTM	Mc St.Hilari	MX 3	7
15	85	BAENA PULIDO, DANIEL	7	22:35.864	1 Volta	2:41.308	KAWASAKI	Mc Fonollosa	MX 3	6
16	79	COLETAS RIAL, JORDI	7	23:02.302	1 Volta	2:38.242	KTM	Mc. Segre	MX 3	5
17	81	FARRE SISO, GERARD	7	23:07.791	1 Volta	2:40.158	YAMAHA	Mc. Segre	MX 3	4
18	59	SANCHEZ COLL, NARCIS	7	23:34.769	1 Volta	2:48.730	HONDA	CM Mollet-Isern	MX 5	16
19	28	MAS SOTERAS, ANTONI	7	24:26.681	1 Volta	2:50.613	KTM	Mc Fonollosa	MX 5	13
20	52	FLO PARTAGAS, ENRIC	7	25:48.911	1 Volta	2:44.194	YAMAHA	Mc VDB	MX 4	13
21	47	BADIELLA POCA, PAU	4	21:46.804		2:47.904	KTM	Mc. Polea SX	MX 3	3
22	3	MAS MARES, GERARD	4	23:51.196	2:04.392	2:34.173	SUZUKI RMZ	Mc C. Empúries	MX 4	11

No classificat

NT	94	DAVINS CAZORLA, ANGEL		2:58.054	NT		HONDA	Mc. Segre	MX 3	0
----	----	-----------------------	--	----------	----	--	-------	-----------	------	---

Marge de victòria	Velocitat mitja	Millor temps de volta	Millor vel.	Millor volta per
43.899	36,470	2:20.389	42,311	200 - TRAGTER , PEDRO

Cap de cronometratge / Director de Cursa / President del Jurat

Orbits

## Campionat de Catalunya MX - Olvan

classificat per voltes

MX3-MX4-MX5

Circuit d'Olvan 1,650 km

Carrera 2

29/04/2018 12:45

Cursa (15:00 i 2 Voltes) started at 12:47:05

Pos.	Núm.	Nom	Voltes	Total Ts	Dif	Millor Tm	Moto	Club	classe	Punts
<b>MX 3</b>										
1	14	ARDEVOL CABRERA, CHRISTIAN	8	22:26.904		2:29.334	KAWASAKI	Mc. Segre	MX 3	25
2	21	SACNE , MATIAS	8	23:08.918	42.014	2:30.611	SIN MARCA	Mc Cifuentes	MX 3	20
3	33	SANS SOLOZABAL, MARC	8	23:21.774	54.870	2:31.237	KTM	Mc. Polea SX	MX 3	16
4	77	MARIN MESA, JUAN RAMON	8	23:38.457	1:11.553	2:28.748	HUSQVARNA	Amc Martorelle:	MX 3	13
5	96	VILALTA AGUADO, JOAN	8	23:39.973	1:13.069	2:28.245	YAMAHA	Mc St.Hilari	MX 3	11
6	82	PEDRO SUBIRATS, JOSEP	8	23:54.695	1:27.791	2:32.399	SIN MARCA	Mc St.Celoni	MX 3	10
7	711	FERNANDEZ GARCIA, CESAR	8	24:10.438	1:43.534	2:38.240	SIN MARCA	Mc MXPro	MX 3	9
8	808	CARDONA LOPEZ, NESTOR	7	22:06.086	1 Volta	2:31.910	SIN MARCA	Gm Molins	MX 3	8
9	34	RODRIGUEZ GUERRA, DAVID	7	22:22.744	1 Volta	2:36.380	KTM	Mc St.Hilari	MX 3	7
10	85	BAENA PULIDO, DANIEL	7	22:35.864	1 Volta	2:41.308	KAWASAKI	Mc Fonollosa	MX 3	6
11	79	COLETAS RIAL, JORDI	7	23:02.302	1 Volta	2:38.242	KTM	Mc. Segre	MX 3	5
12	81	FARRE SISO, GERARD	7	23:07.791	1 Volta	2:40.158	YAMAHA	Mc. Segre	MX 3	4
13	47	BADIELLA POCA, PAU	4	21:46.804	4 Voltes	2:47.904	KTM	Mc. Polea SX	MX 3	3

### No classificat

NT	94	DAVINS CAZORLA, ANGEL		2:58.054	NT		HONDA	Mc. Segre	MX 3	0
----	----	-----------------------	--	----------	----	--	-------	-----------	------	---

### MX 4

1	200	TRAGTER , PEDRO	8	21:43.005		2:20.389	SUZUKI	Mc C. Empúries	MX 4	25
2	888	PEDRO SUBIRATS, JORDI	8	22:52.258	1:09.253	2:29.930	SIN MARCA	Mc. Segre	MX 4	20
3	199	VELASCO GARCIA, ALEX	8	24:48.782	3:05.777	2:32.279	SIN MARCA	Amc Martorelle:	MX 4	16
4	52	FLO PARTAGAS, ENRIC	7	25:48.911	1 Volta	2:44.194	YAMAHA	Mc VDB	MX 4	13
5	3	MAS MARES, GERARD	4	23:51.196	4 Voltes	2:34.173	SUZUKI RMZ	Mc C. Empúries	MX 4	11

### MX 5

1	1	VALL FABREGA, AGUSTI	7	22:03.767		2:39.430	YAMAHA	Mc. Segre	MX 5	25
2	66	COSTA AGUSTI, XAVIER	7				KTM	Mc. Segre	MX 5	20
3	59	SANCHEZ COLL, NARCIS	7	23:34.769	1:31.002	2:48.730	HONDA	CM Mollet-Isern	MX 5	16
4	28	MAS SOTERAS, ANTONI	7	24:26.681	2:22.914	2:50.613	KTM	Mc Fonollosa	MX 5	13

Marge de victòria	Velocitat mitja	Millor temps de volta	Millor vel.	Millor volta per
43.899	36,470	2:20.389	42,311	200 - TRAGTER , PEDRO

Cap de cronometratge / Director de Cursa / President del Jurat

Orbits



# Campionat de Catalunya MX - Olvan

Volta a volta

MX3-MX4-MX5

Circuit d'Olvan 1,650 km

Carrera 2

29/04/2018 12:45

Cursa (15:00 i 2 Voltes) started at 12:47:05

Competidors	Voltes									
	0	1	2	3	4	5	6	7	8	
TRAGTER , PEDRO (200)	1	200	200	200	200	200	200	200	200	200
ARDEVOL CABRERA, CHRISTIAN (14)	2	14	14	14	14	14	14	14	14	14
PEDRO SUBIRATS, JORDI (888)	3	888	21	21	888	888	888	888	888	888
SACNE , MATIAS (21)	4	21	888	888	21	21	21	21	21	21
SANS SOLOZABAL, MARC (33)	5	33	33	33	33	33	33	33	33	33
BAENA PULIDO, DANIEL (85)	6	85	85	3	3	77	77	77	77	77
MAS MARES, GERARD (3)	7	3	3	82	82	96	96	96	96	96
MARIN MESA, JUAN RAMON (77)	8	77	711	711	77	711	711	82	82	82
PEDRO SUBIRATS, JOSEP (82)	9	82	82	77	711	82	82	711	711	711
FERNANDEZ GARCIA, CESAR (711)	10	711	199	96	96	199	199	199	199	199
VELASCO GARCIA, ALEX (199)	11	199	77	1	1	1	1	1	1	1
VALL FABREGA, AGUSTI (1)	12	1	96	199	199	808	808	808	808	808
FARRE SISO, GERARD (81)	13	81	1	808	808	34	34	34	34	34
DAVINS CAZORLA, ANGEL (94)	14	94	34	34	34	85	85	85	85	85
VILALTA AGUADO, JOAN (96)	15	96	808	85	85	79	79	79	79	79
RODRIGUEZ GUERRA, DAVID (34)	16	34	81	47	81	81	81	81	81	81
FLO PARTAGAS, ENRIC (52)	17	52	47	81	52	59	59	59	59	59
CARDONA LOPEZ, NESTOR (808)	18	808	52	52	47	28	28	28	28	28
BADIELLA POCA, PAU (47)	19	47	59	59	59	52	52	52	52	52
MAS SOTERAS, ANTONI (28)	20	28	28	28	79	47				
SANCHEZ COLL, NARCIS (59)	21	59	79	79	28	3				
COLETAS RIAL, JORDI (79)	22	79								



# Campionat de Catalunya MX - Olvan

MX3-MX4-MX5

Circuit d'Olvan 1,650 km

Carrera 2

29/04/2018 12:45

Cursa (15:00 i 2 Voltes) started at 12:47:05

Lap	Lap Tm	Diff	Time of Day
<b>(200) TRAGTER, PEDRO</b>			
1	2:26.125	+5.736	12:51:48.327
2	2:24.683	+4.294	12:54:13.010
3	2:23.442	+3.053	12:56:36.452
4	2:29.420	+9.031	12:59:05.872
5	2:31.238	+10.849	13:01:37.110
6	2:24.811	+4.422	13:04:01.921
7	2:26.378	+5.989	13:06:28.299
8	2:20.389		13:08:48.688

Lap	Lap Tm	Diff	Time of Day
<b>(14) ARDEVOL CABRERA, CHRISTIAN</b>			
1	2:30.941	+1.607	12:51:59.406
2	2:29.699	+0.365	12:54:29.105
3	2:30.372	+1.038	12:56:59.477
4	2:29.759	+0.425	12:59:29.236
5	2:33.945	+4.611	13:02:03.181
6	2:29.334		13:04:32.515
7	2:29.419	+0.085	13:07:01.934
8	2:30.653	+1.319	13:09:32.587

Lap	Lap Tm	Diff	Time of Day
<b>(888) PEDRO SUBIRATS, JORDI</b>			
1	2:40.227	+10.297	12:52:16.388
2	2:30.370	+0.440	12:54:46.758
3	2:31.053	+1.123	12:57:17.811
4	2:29.930		12:59:47.741
5	2:32.042	+2.112	13:02:19.783
6	2:35.430	+5.500	13:04:55.213
7	2:30.392	+0.462	13:07:25.605
8	2:32.336	+2.406	13:09:57.941

Lap	Lap Tm	Diff	Time of Day
<b>(21) SACNE, MATIAS</b>			
1	2:30.611		12:52:13.061
2	2:30.974	+0.363	12:54:44.035
3	2:39.381	+8.770	12:57:23.416
4	2:36.451	+5.840	12:59:59.867
5	2:35.688	+5.077	13:02:35.555
6	2:31.288	+0.677	13:05:06.843
7	2:32.765	+2.154	13:07:39.608
8	2:34.993	+4.382	13:10:14.601

Lap	Lap Tm	Diff	Time of Day
<b>(33) SANS SOLOZABAL, MARC</b>			
1	2:41.102	+9.865	12:52:27.399
2	2:34.858	+3.621	12:55:02.257
3	2:32.523	+1.286	12:57:34.780
4	2:33.880	+2.643	13:00:08.660
5	2:36.409	+5.172	13:02:45.069
6	2:36.199	+4.962	13:05:21.268
7	2:34.952	+3.715	13:07:56.220
8	2:31.237		13:10:27.457

Lap	Lap Tm	Diff	Time of Day
<b>(77) MARIN MESA, JUAN RAMON</b>			
1	2:47.233	+18.485	12:52:38.089
2	2:43.005	+14.257	12:55:21.094
3	2:35.873	+7.125	12:57:56.967
4	2:33.910	+5.162	13:00:30.877
5	2:31.873	+3.125	13:03:02.750
6	2:30.068	+1.320	13:05:32.818
7	2:42.574	+13.826	13:08:15.392
8	2:28.748		13:10:44.140

Lap	Lap Tm	Diff	Time of Day
<b>(96) VILALTA AGUADO, JOAN</b>			
1	2:40.184	+11.939	12:52:45.599
2	2:38.268	+10.023	12:55:23.867
3	2:35.257	+7.012	12:57:59.124
4	2:34.650	+6.405	13:00:33.774

Lap	Lap Tm	Diff	Time of Day
5	2:33.302	+5.057	13:03:07.076
6	2:35.571	+7.326	13:05:42.647
7	2:34.764	+6.519	13:08:17.411
8	2:28.245		13:10:45.656

Lap	Lap Tm	Diff	Time of Day
<b>(82) PEDRO SUBIRATS, JOSEP</b>			
1	2:43.712	+11.313	12:52:34.639
2	2:37.531	+5.132	12:55:12.170
3	2:36.719	+4.320	12:57:48.889
4	2:55.504	+23.105	13:00:44.393
5	2:33.776	+1.377	13:03:18.169
6	2:34.468	+2.069	13:05:52.637
7	2:32.399		13:08:25.036
8	2:35.342	+2.943	13:11:00.378

Lap	Lap Tm	Diff	Time of Day
<b>(711) FERNANDEZ GARCIA, CESAR</b>			
1	2:42.945	+4.705	12:52:34.046
2	2:45.597	+7.357	12:55:19.643
3	2:38.240		12:57:57.883
4	2:39.566	+1.326	13:00:37.449
5	2:39.437	+1.197	13:03:16.886
6	2:39.628	+1.388	13:05:56.514
7	2:40.961	+2.721	13:08:37.475
8	2:38.646	+0.406	13:11:16.121

Lap	Lap Tm	Diff	Time of Day
<b>(199) VELASCO GARCIA, ALEX</b>			
1	2:40.369	+8.090	12:52:35.240
2	3:03.228	+30.949	12:55:38.468
3	2:37.168	+4.889	12:58:15.636
4	2:42.769	+10.490	13:00:58.405
5	2:33.730	+1.451	13:03:32.135
6	2:36.051	+3.772	13:06:08.186
7	2:32.279		13:08:40.465
8	3:14.000	+41.721	13:11:54.465

Lap	Lap Tm	Diff	Time of Day
<b>(1) VALL FABREGA, AGUSTI</b>			
1	2:46.600	+7.170	12:52:47.731
2	2:44.815	+5.385	12:55:32.546
3	2:42.652	+3.222	12:58:15.198
4	2:45.114	+5.684	13:01:00.312
5	2:39.430		13:03:39.742
6	2:42.393	+2.963	13:06:22.135
7	2:47.315	+7.885	13:09:09.450

Lap	Lap Tm	Diff	Time of Day
<b>(808) CARDONA LOPEZ, NESTOR</b>			
1	2:53.205	+21.295	12:53:07.902
2	2:41.483	+9.573	12:55:49.385
3	2:35.331	+3.421	12:58:24.716
4	2:36.899	+4.989	13:01:01.615
5	3:04.725	+32.815	13:04:06.340
6	2:33.519	+1.609	13:06:39.859
7	2:31.910		13:09:11.769

Lap	Lap Tm	Diff	Time of Day
<b>(34) RODRIGUEZ GUERRA, DAVID</b>			
1	2:55.507	+19.127	12:53:04.274
2	2:47.507	+11.127	12:55:51.781
3	2:49.424	+13.044	12:58:41.205
4	2:48.951	+12.571	13:01:30.156
5	2:44.543	+8.163	13:04:14.699
6	2:37.348	+0.968	13:06:52.047
7	2:36.380		13:09:28.427

Lap	Lap Tm	Diff	Time of Day
<b>(85) BAENA PULIDO, DANIEL</b>			
1	2:43.430	+2.122	12:52:31.814
2	3:25.958	+44.650	12:55:57.772
3	2:53.919	+12.611	12:58:51.691

Lap	Lap Tm	Diff	Time of Day
4	2:43.469	+2.161	13:01:35.160
5	2:43.381	+2.073	13:04:18.541
6	2:41.698	+0.390	13:07:00.239
7	2:41.308		13:09:41.547

Lap	Lap Tm	Diff	Time of Day
<b>(79) COLETAS RIAL, JORDI</b>			
1	2:59.567	+21.325	12:53:31.622
2	2:46.169	+7.927	12:56:17.791
3	2:53.010	+14.768	12:59:10.801
4	2:49.099	+10.857	13:01:59.900
5	2:45.567	+7.325	13:04:45.467
6	2:44.276	+6.034	13:07:29.743
7	2:38.242		13:10:07.985

Lap	Lap Tm	Diff	Time of Day
<b>(81) FARRE SISO, GERARD</b>			
1	3:07.796	+27.638	12:53:10.041
2	2:55.105	+14.947	12:56:05.146
3	2:48.995	+8.837	12:58:54.141
4	3:07.861	+27.703	13:02:02.002
5	2:48.826	+8.668	13:04:50.828
6	2:42.488	+2.330	13:07:33.316
7	2:40.158		13:10:13.474

Lap	Lap Tm	Diff	Time of Day
<b>(59) SANCHEZ COLL, NARCIS</b>			
1	3:00.619	+11.889	12:53:24.153
2	2:50.760	+2.030	12:56:14.913
3	2:53.681	+4.951	12:59:08.594
4	2:59.641	+10.911	13:02:08.235
5	2:50.056	+1.326	13:04:58.291
6	2:48.730		13:07:47.021
7	2:53.431	+4.701	13:10:40.452

Lap	Lap Tm	Diff	Time of Day
<b>(28) MAS SOTERAS, ANTONI</b>			
1	3:05.043	+14.430	12:53:26.095
2	2:50.613		12:56:16.708
3	3:16.466	+25.853	12:59:33.174
4	2:52.923	+2.310	13:02:26.097
5	2:57.149	+6.536	13:05:23.246
6	2:56.230	+5.617	13:08:19.476
7	3:12.888	+22.275	13:11:32.364

Lap	Lap Tm	Diff	Time of Day
<b>(52) FLO PARTAGAS, ENRIC</b>			
1	3:02.737	+18.543	12:53:16.069
2	2:53.478	+9.284	12:56:09.547
3	2:54.487	+10.293	12:59:04.034
4	3:59.798	+1:15.604	13:03:03.832
5	2:50.134	+5.940	13:05:53.966
6	2:44.194		13:08:38.160
7	4:16.434	+1:32.240	13:12:54.594

Lap	Lap Tm	Diff	Time of Day
<b>(47) BADIELLA POCA, PAU</b>			
1	2:53.169	+5.265	12:53:10.198
2	2:47.904		12:55:58.102
3	3:06.884	+18.980	12:59:04.986
4	9:47.501	+6:59.597	13:08:52.487

Lap	Lap Tm	Diff	Time of Day
<b>(3) MAS MARES, GERARD</b>			
1	2:43.493	+9.320	12:52:33.345
2	2:36.888	+2.715	12:55:10.233
3	2:34.173		12:57:44.406
4	13:12.473	+10:38.300	13:10:56.879



# Campionat de Catalunya MX - Olvan

Ordenat per la volta més ràpida

MX3-MX4-MX5

Circuit d'Olvan 1,650 km

Entrenaments Qualificatius

29/04/2018 09:35

Classificació (25:00 Temps) started at 9:34:10

Pos.	Núm.	Nom	Millor Tm	Dif	En volta	Club	classe
1	200	TRAGTER , PEDRO	1:59.345		4	Mc C. Empúries	MX 4
2	16	DEL BARRIO FABREGAT, JOSE	2:03.331	3.986	6	Cm. Porrerenc	MX 4
3	21	SACNE , MATIAS	2:05.145	5.800	6	Mc Cifuentes	MX 3
4	888	PEDRO SUBIRATS, JORDI	2:05.554	6.209	11	Mc. Segre	MX 4
5	77	MARIN MESA, JUAN RAMON	2:05.691	6.346	5	Amc Martorelles	MX 3
6	808	CARDONA LOPEZ, NESTOR	2:05.912	6.567	8	Gm Molins	MX 3
7	14	ARDEVOL CABRERA, CHRISTIAN	2:06.372	7.027	8	Mc. Segre	MX 3
8	94	DAVINS CAZORLA, ANGEL	2:06.547	7.202	5	Mc. Segre	MX 3
9	96	VILALTA AGUADO, JOAN	2:07.682	8.337	3	Mc St.Hilari	MX 3
10	33	SANS SOLOZABAL, MARC	2:07.771	8.426	5	Mc. Polea SX	MX 3
11	199	VELASCO GARCIA, ALEX	2:08.644	9.299	6	Amc Martorelles	MX 4
12	47	BADIELLA POCA, PAU	2:09.217	9.872	6	Mc. Polea SX	MX 3
13	34	RODRIGUEZ GUERRA, DAVID	2:09.461	10.116	8	Mc St.Hilari	MX 3
14	82	PEDRO SUBIRATS, JOSEP	2:09.658	10.313	9	Mc St.Celoni	MX 3
15	3	MAS MARES, GERARD	2:09.814	10.469	4	Mc C. Empúries	MX 4
16	1	VALL FABREGA, AGUSTI	2:10.142	10.797	3	Mc. Segre	MX 5
17	175	CEBALLOS NUÑEZ, CARLES	2:10.753	11.408	4	Mc. Segre	MX 3
18	85	BAENA PULIDO, DANIEL	2:10.865	11.520	6	Mc Fonollosa	MX 3
19	711	FERNANDEZ GARCIA, CESAR	2:12.447	13.102	10	Mc MXPro	MX 3
20	81	FARRE SISO, GERARD	2:12.515	13.170	3	Mc. Segre	MX 3
21	79	COLETAS RIAL, JORDI	2:12.861	13.516	4	Mc. Segre	MX 3
22	58	CUENCA SARRION, GASPAR	2:13.645	14.300	9	Mc VDB	MX 5
23	52	FLO PARTAGAS, ENRIC	2:14.075	14.730	8	Mc VDB	MX 4
24	76	MENDEZ LOPEZ, LEONARDO M.	2:14.141	14.796	7	Mc. Segre	MX 4
25	521	MICOLA MARTIN, IVAN	2:15.440	16.095	9	Mc St.Celoni	MX 4
26	251	NUÑEZ GARCIA, ANTONIO	2:16.789	17.444	4	Amc Martorelles	MX 4
27	66	COSTA AGUSTI, XAVIER	2:17.259	17.914	6	Mc. Segre	MX 5
28	59	SANCHEZ COLL, NARCIS	2:17.408	18.063	8	CM Mollet-Isern	MX 5
29	28	MAS SOTERAS, ANTONI	2:18.803	19.458	7	Mc Fonollosa	MX 5
30	136	GOMEZ JIMENEZ, ANDREU	2:19.756	20.411	4	Gm Molins	MX 4
31	50	REDON PAÑELLA, JORDI	2:22.304	22.959	6	Gm Molins	MX 5
32	121	BARRAGAN RODRIGUEZ, EDGAR	2:22.839	23.494	5	Mc Foc i Fuego	MX 3
33	35	SOLE HUGUET, EDGAR	2:26.408	27.063	9	Mc Salomo	MX 4
34	19	TRILLES LUBRAN, JOSEP	2:28.744	29.399	6	Mc. Micorella	MX 5



# Campionat de Catalunya MX - Olvan

Ordenat per la volta més ràpida

MX3-MX4-MX5

Circuit d'Olvan 1,650 km

Entrenaments Qualificatius

29/04/2018 09:35

Classificació (25:00 Temps) started at 9:34:10

Pos.	Núm.	Nom	Millor Tm	Dif	En volta	Club	classe
------	------	-----	-----------	-----	----------	------	--------

## MX 3

1	21	SACNE , MATIAS	2:05.145		6	Mc Cifuentes	MX 3
2	77	MARIN MESA, JUAN RAMON	2:05.691	0.546	5	Amc Martorelles	MX 3
3	808	CARDONA LOPEZ, NESTOR	2:05.912	0.767	8	Gm Molins	MX 3
4	14	ARDEVOL CABRERA, CHRISTIAN	2:06.372	1.227	8	Mc. Segre	MX 3
5	94	DAVINS CAZORLA, ANGEL	2:06.547	1.402	5	Mc. Segre	MX 3
6	96	VILALTA AGUADO, JOAN	2:07.682	2.537	3	Mc St.Hilari	MX 3
7	33	SANS SOLOZABAL, MARC	2:07.771	2.626	5	Mc. Polea SX	MX 3
8	47	BADIELLA POCA, PAU	2:09.217	4.072	6	Mc. Polea SX	MX 3
9	34	RODRIGUEZ GUERRA, DAVID	2:09.461	4.316	8	Mc St.Hilari	MX 3
10	82	PEDRO SUBIRATS, JOSEP	2:09.658	4.513	9	Mc St.Celoni	MX 3
11	175	CEBALLOS NUÑEZ, CARLES	2:10.753	5.608	4	Mc. Segre	MX 3
12	85	BAENA PULIDO, DANIEL	2:10.865	5.720	6	Mc Fonollosa	MX 3
13	711	FERNANDEZ GARCIA, CESAR	2:12.447	7.302	10	Mc MXPro	MX 3
14	81	FARRE SISO, GERARD	2:12.515	7.370	3	Mc. Segre	MX 3
15	79	COLETAS RIAL, JORDI	2:12.861	7.716	4	Mc. Segre	MX 3
16	121	BARRAGAN RODRIGUEZ, EDGAR	2:22.839	17.694	5	Mc Foc i Fuego	MX 3

## MX 4

1	200	TRAGTER , PEDRO	1:59.345		4	Mc C. Empúries	MX 4
2	16	DEL BARRIO FABREGAT, JOSE	2:03.331	3.986	6	Cm. Porrerenc	MX 4
3	888	PEDRO SUBIRATS, JORDI	2:05.554	6.209	11	Mc. Segre	MX 4
4	199	VELASCO GARCIA, ALEX	2:08.644	9.299	6	Amc Martorelles	MX 4
5	3	MAS MARES, GERARD	2:09.814	10.469	4	Mc C. Empúries	MX 4
6	52	FLO PARTAGAS, ENRIC	2:14.075	14.730	8	Mc VDB	MX 4
7	76	MENDEZ LOPEZ, LEONARDO M.	2:14.141	14.796	7	Mc. Segre	MX 4
8	521	MICOLA MARTIN, IVAN	2:15.440	16.095	9	Mc St.Celoni	MX 4
9	251	NUÑEZ GARCIA, ANTONIO	2:16.789	17.444	4	Amc Martorelles	MX 4
10	136	GOMEZ JIMENEZ, ANDREU	2:19.756	20.411	4	Gm Molins	MX 4
11	35	SOLE HUGUET, EDGAR	2:26.408	27.063	9	Mc Salomo	MX 4

## MX 5

1	1	VALL FABREGA, AGUSTI	2:10.142		3	Mc. Segre	MX 5
2	58	CUENCA SARRION, GASPAR	2:13.645	3.503	9	Mc VDB	MX 5
3	66	COSTA AGUSTI, XAVIER	2:17.259	7.117	6	Mc. Segre	MX 5
4	59	SANCHEZ COLL, NARCIS	2:17.408	7.266	8	CM Mollet-Isern	MX 5
5	28	MAS SOTERAS, ANTONI	2:18.803	8.661	7	Mc Fonollosa	MX 5
6	50	REDON PAÑELLA, JORDI	2:22.304	12.162	6	Gm Molins	MX 5
7	19	TRILLES LUBRAN, JOSEP	2:28.744	18.602	6	Mc. Micorella	MX 5



# Campionat de Catalunya MX - Olvan

MX3-MX4-MX5

Circuit d'Olvan 1,650 km

Entrenaments Qualificatius

29/04/2018 09:35

Classificació (25:00 Temps) started at 9:34:10

Lap	Lap Tm	Diff	Time of Day
<b>(200) TRAGTER, PEDRO</b>			
1	2:07.753	+8.408	9:38:52.982
2	2:02.769	+3.424	9:40:55.751
3	2:16.564	+17.219	9:43:12.315
4	1:59.345		9:45:11.660
5	2:17.741	+18.396	9:47:29.401
6	2:31.901	+32.556	9:50:01.302
7	2:07.739	+8.394	9:52:09.041
8	1:59.958	+0.613	9:54:08.999
9	2:03.852	+4.507	9:56:12.851
10	2:34.949	+35.604	9:58:47.800

Lap	Lap Tm	Diff	Time of Day
<b>(16) DEL BARRIO FABREGAT, JOSE</b>			
1	2:07.347	+4.016	9:39:18.457
2	2:19.124	+15.793	9:41:37.581
3	2:04.200	+0.869	9:43:41.781
4	5:44.397	+3:41.066	9:49:26.178
5	2:29.060	+25.729	9:51:55.238
6	2:03.331		9:53:58.569
7	7:29.212	+5:25.881	10:01:27.781

Lap	Lap Tm	Diff	Time of Day
<b>(21) SACNE, MATIAS</b>			
1	2:10.851	+5.706	9:38:48.186
2	2:06.237	+1.092	9:40:54.423
3	2:05.719	+0.574	9:43:00.142
4	3:20.431	+1:15.286	9:46:20.573
5	2:35.122	+29.977	9:48:55.695
6	2:05.145		9:51:00.840
7	2:06.382	+1.237	9:53:07.222
8	5:33.074	+3:27.929	9:58:40.296
9	2:40.845	+35.700	10:01:21.141

Lap	Lap Tm	Diff	Time of Day
<b>(888) PEDRO SUBIRATS, JORDI</b>			
1	2:13.442	+7.888	9:39:10.832
2	2:09.259	+3.705	9:41:20.091
3	2:06.617	+1.063	9:43:26.708
4	2:06.466	+0.912	9:45:33.174
5	2:06.824	+1.270	9:47:39.998
6	2:07.221	+1.667	9:49:47.219
7	2:11.330	+5.776	9:51:58.549
8	2:06.525	+0.971	9:54:05.074
9	2:06.649	+1.095	9:56:11.723
10	2:06.347	+0.793	9:58:18.070
11	2:05.554		10:00:23.624

Lap	Lap Tm	Diff	Time of Day
<b>(77) MARIN MESA, JUAN RAMON</b>			
1	2:37.688	+31.997	9:40:21.907
2	2:10.714	+5.023	9:42:32.621
3	3:11.502	+1:05.811	9:45:44.123
4	2:48.557	+42.866	9:48:32.680
5	2:05.691		9:50:38.371
6	2:58.097	+52.406	9:53:36.468
7	2:41.765	+36.074	9:56:18.233
8	2:06.710	+1.019	9:58:24.943
9	2:45.249	+39.558	10:01:10.192

Lap	Lap Tm	Diff	Time of Day
<b>(808) CARDONA LOPEZ, NESTOR</b>			
1	2:26.934	+21.022	9:41:00.738
2	2:16.628	+10.716	9:43:17.366
3	2:31.627	+25.715	9:45:48.993
4	2:15.508	+9.596	9:48:04.501
5	2:13.697	+7.785	9:50:18.198
6	2:09.072	+3.160	9:52:27.270
7	2:20.646	+14.734	9:54:47.916
8	2:05.912		9:56:53.828

Lap	Lap Tm	Diff	Time of Day
<b>(14) ARDEVOL CABRERA, CHRISTIAN</b>			
1	2:14.229	+7.857	9:39:14.807
2	2:10.639	+4.267	9:41:25.446
3	2:07.198	+0.826	9:43:32.644
4	2:06.839	+0.467	9:45:39.483
5	2:08.956	+2.584	9:47:48.439
6	2:32.661	+26.289	9:50:21.100
7	3:15.248	+1:08.876	9:53:36.348
8	2:06.372		9:55:42.720
9	2:30.867	+24.495	9:58:13.587
10	2:07.120	+0.748	10:00:20.707

Lap	Lap Tm	Diff	Time of Day
<b>(94) DAVINS CAZORLA, ANGEL</b>			
1	2:18.131	+11.584	9:39:33.443
2	2:10.275	+3.728	9:41:43.718
3	2:10.092	+3.545	9:43:53.810
4	2:07.235	+0.688	9:46:01.045
5	2:06.547		9:48:07.592
6	8:32.799	+6:26.252	9:56:40.391
7	2:06.999	+0.452	9:58:47.390
8	2:06.834	+0.287	10:00:54.224

Lap	Lap Tm	Diff	Time of Day
<b>(96) VILALTA AGUADO, JOAN</b>			
1	2:12.063	+4.381	9:39:04.370
2	2:09.083	+1.401	9:41:13.453
3	2:07.682		9:43:21.135
4	2:08.883	+1.201	9:45:30.018
5	2:08.663	+0.981	9:47:38.681
6	2:07.996	+0.314	9:49:46.677
7	2:48.433	+40.751	9:52:35.110
8	2:23.555	+15.873	9:54:58.665
9	2:56.666	+48.984	9:57:55.331
10	2:08.735	+1.053	10:00:04.066

Lap	Lap Tm	Diff	Time of Day
<b>(33) SANS SOLOZABAL, MARC</b>			
1	2:18.416	+10.645	9:39:25.003
2	2:17.698	+9.927	9:41:42.701
3	2:08.748	+0.977	9:43:51.449
4	2:13.052	+5.281	9:46:04.501
5	2:07.771		9:48:12.272
6	2:18.801	+11.030	9:50:31.073
7	2:21.296	+13.525	9:52:52.369
8	2:08.573	+0.802	9:55:00.942
9	2:19.958	+12.187	9:57:20.900
10	2:37.895	+30.124	9:59:58.795

Lap	Lap Tm	Diff	Time of Day
<b>(199) VELASCO GARCIA, ALEX</b>			
1	2:20.681	+12.037	9:39:38.422
2	2:14.203	+5.559	9:41:52.625
3	2:12.827	+4.183	9:44:05.452
4	2:09.330	+0.686	9:46:14.782
5	3:21.597	+1:12.953	9:49:36.379
6	2:08.644		9:51:45.023
7	2:43.051	+34.407	9:54:28.074
8	2:43.585	+34.941	9:57:11.659
9	2:12.203	+3.559	9:59:23.862

Lap	Lap Tm	Diff	Time of Day
<b>(47) BADIELLA POCA, PAU</b>			
1	2:26.135	+16.918	9:39:48.032
2	2:15.014	+5.797	9:42:03.046
3	2:23.360	+14.143	9:44:26.406
4	3:06.608	+57.391	9:47:33.014
5	2:41.421	+32.204	9:50:14.435
6	2:09.217		9:52:23.652
7	2:13.711	+4.494	9:54:37.363

Lap	Lap Tm	Diff	Time of Day
8	2:11.088	+1.871	9:56:48.451
9	3:08.550	+59.333	9:59:57.001

Lap	Lap Tm	Diff	Time of Day
<b>(34) RODRIGUEZ GUERRA, DAVID</b>			
1	2:18.717	+9.256	9:39:36.046
2	2:12.594	+3.133	9:41:48.640
3	2:10.851	+1.390	9:43:59.491
4	2:10.529	+1.068	9:46:10.020
5	2:12.815	+3.354	9:48:22.835
6	2:53.533	+44.072	9:51:16.368
7	2:13.499	+4.038	9:53:29.867
8	2:09.461		9:55:39.328
9	4:24.274	+2:14.813	10:00:03.602

Lap	Lap Tm	Diff	Time of Day
<b>(82) PEDRO SUBIRATS, JOSEP</b>			
1	2:50.899	+41.241	9:40:44.147
2	2:14.050	+4.392	9:42:58.197
3	2:13.160	+3.502	9:45:11.357
4	2:14.719	+5.061	9:47:26.076
5	2:25.926	+16.268	9:49:52.002
6	2:12.666	+3.008	9:52:04.668
7	2:11.781	+2.123	9:54:16.449
8	2:10.338	+0.680	9:56:26.787
9	2:09.658		9:58:36.445
10	2:24.552	+14.894	10:01:00.997

Lap	Lap Tm	Diff	Time of Day
<b>(3) MAS MARES, GERARD</b>			
1	2:15.769	+5.955	9:39:12.577
2	2:11.767	+1.953	9:41:24.344
3	2:11.035	+1.221	9:43:35.379
4	2:09.814		9:45:45.193
5	2:10.483	+0.669	9:47:55.676

Lap	Lap Tm	Diff	Time of Day
<b>(1) VALL FABREGA, AGUSTI</b>			
1	2:21.291	+11.149	9:39:12.394
2	2:26.620	+16.478	9:41:39.014
3	2:10.142		9:43:49.156
4	2:52.459	+42.317	9:46:41.615
5	3:10.650	+1:00.508	9:49:52.265
6	2:13.711	+3.569	9:52:05.976
7	3:27.257	+1:17.115	9:55:33.233
8	2:10.700	+0.558	9:57:43.933

Lap	Lap Tm	Diff	Time of Day
<b>(175) CEBALLOS NUÑEZ, CARLES</b>			
1	2:12.432	+1.679	9:39:01.575
2	2:19.365	+8.612	9:41:20.940
3	2:54.210	+43.457	9:44:15.150
4	2:10.753		9:46:25.903
5	2:11.533	+0.780	9:48:37.436
6	2:11.074	+0.321	9:50:48.510
7	2:29.967	+19.214	9:53:18.477
8	2:12.547	+1.794	9:55:31.024
9	2:58.618	+47.865	9:58:29.642
10	2:15.212	+4.459	10:00:44.854

Lap	Lap Tm	Diff	Time of Day
<b>(85) BAENA PULIDO, DANIEL</b>			
1	2:15.706	+4.841	9:39:31.769
2	2:11.161	+0.296	9:41:42.930
3	2:19.790	+8.925	9:44:02.720
4	5:36.485	+3:25.620	9:49:39.205
5	2:11.825	+0.960	9:51:51.030
6	2:10.865		9:54:01.895
7	2:31.634	+20.769	9:56:33.529
8	2:59.310	+48.445	9:59:32.839

Lap	Lap Tm	Diff	Time of Day
<b>(711) FERNANDEZ GARCIA, CESAR</b>			

Cap de cronometratge / Director de Cursa / President del Jurat

Orbits



# Campionat de Catalunya MX - Olvan

MX3-MX4-MX5

Circuit d'Olvan 1,650 km

Entrenaments Qualificatius

29/04/2018 09:35

Classificació (25:00 Temps) started at 9:34:10

Lap	Lap Tm	Diff	Time of Day
1	2:33.622	+21.175	9:40:08.771
2	2:37.630	+25.183	9:42:46.401
3	2:21.244	+8.797	9:45:07.645
4	2:16.330	+3.883	9:47:23.975
5	2:33.484	+21.037	9:49:57.459
6	2:23.066	+10.619	9:52:20.525
7	2:13.960	+1.513	9:54:34.485
8	2:17.171	+4.724	9:56:51.656
9	2:14.938	+2.491	9:59:06.594
10	2:12.447		10:01:19.041

(81) FARRE SISO, GERARD

1	2:23.879	+11.364	9:39:24.220
2	2:27.446	+14.931	9:41:51.666
3	2:12.515		9:44:04.181
4	2:34.384	+21.869	9:46:38.565
5	4:09.169	+1:56.654	9:50:47.734
6	2:24.435	+11.920	9:53:12.169
7	4:29.139	+2:16.624	9:57:41.308
8	2:37.591	+25.076	10:00:18.899

(79) COLETAS RIAL, JORDI

1	2:19.244	+6.383	9:39:40.757
2	2:17.146	+4.285	9:41:57.903
3	2:41.616	+28.755	9:44:39.519
4	2:12.861		9:46:52.380
5	2:22.534	+9.673	9:49:14.914
6	2:17.812	+4.951	9:51:32.726
7	2:13.718	+0.857	9:53:46.444
8	2:14.149	+1.288	9:56:00.593
9	2:41.249	+28.388	9:58:41.842

(58) CUENCA SARRION, GASPAR

1	2:22.474	+8.829	9:39:42.472
2	2:18.431	+4.786	9:42:00.903
3	2:17.412	+3.767	9:44:18.315
4	2:51.406	+37.761	9:47:09.721
5	2:48.818	+35.173	9:49:58.539
6	2:15.833	+2.188	9:52:14.372
7	2:28.886	+15.241	9:54:43.258
8	2:36.969	+23.324	9:57:20.227
9	2:13.645		9:59:33.872

(52) FLO PARTAGAS, ENRIC

1	2:27.865	+13.790	9:40:07.582
2	2:21.444	+7.369	9:42:29.026
3	2:21.990	+7.915	9:44:51.016
4	2:21.529	+7.454	9:47:12.545
5	2:16.229	+2.154	9:49:28.774
6	5:50.932	+3:36.857	9:55:19.706
7	2:42.418	+28.343	9:58:02.124
8	2:14.075		10:00:16.199

(76) MENDEZ LOPEZ, LEONARDO M.

1	2:27.546	+13.405	9:39:53.377
2	2:22.868	+8.727	9:42:16.245
3	2:18.646	+4.505	9:44:34.891
4	5:35.277	+3:21.136	9:50:10.168
5	2:22.513	+8.372	9:52:32.681
6	3:12.219	+58.078	9:55:44.900
7	2:14.141		9:57:59.041
8	2:29.746	+15.605	10:00:28.787

(521) MICOLA MARTIN, IVAN

1	2:27.496	+12.056	9:40:04.325
2	2:20.811	+5.371	9:42:25.136

Lap	Lap Tm	Diff	Time of Day
3	2:18.141	+2.701	9:44:43.277
4	2:16.086	+0.646	9:46:59.363
5	2:19.576	+4.136	9:49:18.939
6	2:17.782	+2.342	9:51:36.721
7	2:17.952	+2.512	9:53:54.673
8	3:38.161	+1:22.721	9:57:32.834
9	2:15.440		9:59:48.274

(251) NUÑEZ GARCIA, ANTONIO

1	2:43.681	+26.892	9:40:22.224
2	2:20.387	+3.598	9:42:42.611
3	2:20.042	+3.253	9:45:02.653
4	2:16.789		9:47:19.442
5	2:19.618	+2.829	9:49:39.060
6	4:59.923	+2:43.134	9:54:38.983
7	2:27.939	+11.150	9:57:06.922
8	2:23.925	+7.136	9:59:30.847

(66) COSTA AGUSTI, XAVIER

1	2:24.667	+7.408	9:39:37.918
2	2:24.156	+6.897	9:42:02.074
3	2:20.756	+3.497	9:44:22.830
4	2:17.414	+0.155	9:46:40.244
5	2:42.143	+24.884	9:49:22.387
6	2:17.259		9:51:39.646
7	2:54.164	+36.905	9:54:33.810
8	2:26.060	+8.801	9:56:59.870

(59) SANCHEZ COLL, NARCIS

1	2:27.822	+10.414	9:40:08.979
2	2:29.859	+12.451	9:42:38.838
3	2:22.234	+4.826	9:45:01.072
4	2:21.346	+3.938	9:47:22.418
5	2:21.611	+4.203	9:49:44.029
6	2:29.674	+12.266	9:52:13.703
7	2:18.748	+1.340	9:54:32.451
8	2:17.408		9:56:49.859
9	2:29.720	+12.312	9:59:19.579

(28) MAS SOTERAS, ANTONI

1	2:41.118	+22.315	9:40:29.022
2	2:28.491	+9.688	9:42:57.513
3	2:40.399	+21.596	9:45:37.912
4	7:00.111	+4:41.308	9:52:38.023
5	2:24.005	+5.202	9:55:02.028
6	2:20.676	+1.873	9:57:22.704
7	2:18.803		9:59:41.507

(136) GOMEZ JIMENEZ, ANDREU

1	2:32.651	+12.895	9:40:06.809
2	2:25.001	+5.245	9:42:31.810
3	2:25.202	+5.446	9:44:57.012
4	2:19.756		9:47:16.768
5	2:25.746	+5.990	9:49:42.514
6	2:21.009	+1.253	9:52:03.523
7	2:19.975	+0.219	9:54:23.498
8	2:20.315	+0.559	9:56:43.813
9	2:29.283	+9.527	9:59:13.096

(50) REDON PAÑELLA, JORDI

1	2:35.687	+13.383	9:40:01.055
2	2:32.014	+9.710	9:42:33.069
3	2:33.660	+11.356	9:45:06.729
4	2:30.163	+7.859	9:47:36.892
5	2:28.528	+6.224	9:50:05.420
6	2:22.304		9:52:27.724

Lap	Lap Tm	Diff	Time of Day
7	2:22.635	+0.331	9:54:50.359
8	2:23.616	+1.312	9:57:13.975
9	2:23.570	+1.266	9:59:37.545

(121) BARRAGAN RODRIGUEZ, EDGAR

1	2:26.076	+3.237	9:42:18.845
2	3:47.554	+1:24.715	9:46:06.399
3	6:56.210	+4:33.371	9:53:02.609
4	2:23.768	+0.929	9:55:26.377
5	2:22.839		9:57:49.216
6	2:31.222	+8.383	10:00:20.438

(35) SOLE HUGUET, EDGAR

1	2:42.757	+16.349	9:39:57.544
2	2:31.101	+4.693	9:42:28.645
3	2:33.982	+7.574	9:45:02.627
4	2:54.000	+27.592	9:47:56.627
5	2:28.998	+2.590	9:50:25.625
6	2:31.231	+4.823	9:52:56.856
7	2:30.241	+3.833	9:55:27.097
8	3:04.773	+38.365	9:58:31.870
9	2:26.408		10:00:58.278

(19) TRILLES LUBRAN, JOSEP

1	2:40.554	+11.810	9:40:11.775
2	2:30.563	+1.819	9:42:42.338
3	3:24.909	+56.165	9:46:07.247
4	9:43.309	+7:14.565	9:55:50.556
5	2:33.030	+4.286	9:58:23.586
6	2:28.744		10:00:52.330




## Campionat de Catalunya MX - Olvan

MX125 - Sots 18 4t

Circuit d'Olvan 1,650 km

Classificació Final



Pos.	Núm.	Nom	Llicència	Club	R1.	R2.	Total Punts
------	------	-----	-----------	------	-----	-----	-------------

MX 125 2T

1	309	FARRES PLAZA, GUILLEM	136868-B	Mc B.Bergueda	25	25	50
2	299	FONTOVA SALVIA, ALBERT	136950-T	Mc. Segre	16	20	36
3	84	TOMAS, ERICK	137779-B		20	16	36
4	20	LLEDO PARES, ARNAU	137057-B	Mc Moianes	13	13	26
5	75	COMELLAS SALA, GERARD	137321-B	Ausio Racing T.	8	11	19
6	87	QUIRANTE LORENZO, EDGAR	137056-GI	Pm Figueres	9	10	19
7	23	ROJAS MOROS, PAU	137527-B	Em Castellbisbal	11	7	18
8	72	ROCA RIUS, ORIOL	137155-B	Mc Terrassa	5	8	13
9	50	ROSELL ROMERO, CARLES	136870-B	MC 3 Turons	10	2	12
10	21	GELI QUINTANA, PAU	137466-GI	Pm Figueres	1	9	10
11	63	PUIG PRUJA, JORDI	137245-GI	Mc St.Hilari	7	1	8
12	55	ALFONSO GONZALEZ, ALBERT	136837-B	CEM Constantí	4	4	8
13	39	GONFAUS SITJES, LLUIS	137572-B	Mc B.Bergueda	1	6	7
14	328	MARSE VALERA, ORIOL	137002-B	MC Canyelles	6	1	7
15	99	VIDAL MAQUEDA, JOAN	136963-T	Mc Tot M.Reguers	1	5	6
16	17	MINAYA CASTILLO, JOEL	137200-B	Esc.JRB OffRoad	3	3	6
17	9	FERRER ARANTES, JOSE FCO	53571-Z	Correcaminos Mc.	2	1	3
18	317	GARCIA DELGADO, GERARD	137150-B	Mc St.Celoni	1	1	2
19	500	MORILLA SANJUAN, DANIEL	53544-Z	Correcaminos Mc.	1	1	2
20	222	ROJAS TRIPIANA, LLUC	137260-B	Mc. Segre	1	1	2

MX Sots 18 4T

1	16	CAÑAS APARICIO, GERVASIO	137042-GI	Mc. Vilobí d´Onyar	25	25	50
2	172	UBACH SALA, SALVADOR	136890-B	Mc B.Bergueda	20	20	40
3	199	REDONDO CALDERON, VICTOR	137369-B	Mc. Ronçana	16	13	29
4	64	OTERO SAEZ, ROBERTO	137223-B	Esc.JRB OffRoad	10	16	26
5	169	NOYA CASANOVAS, DAVID	136981-B	Mc. Segre	13	11	24
6	100	VENDRELL MARTINEZ, ENRIC	137821-B	Mc St.Celoni	11	10	21
7	122	AHUMADA NOVA, JOSE	136871-B	Mc Sitges	9	9	18
8	32	DOS SANTOS GIL, JOSE DANIEL	136849-B	Mc Moianes	8	8	16
9	73	MELGAREJO GOMEZ, ERIC	137016-B	Amc Martorelles	6	7	13
10	35	SEGU ROSA, ORIOL	136994-T	MC Vilabella	7	6	13



29/04/2018 - Circuit d'Olvan

Campionat de Catalunya MX - Olvan

classificat per voltes

MX125 - Sots 18 4t

Circuit d'Olvan 1,650 km

Carrera 1

29/04/2018 11:40

Cursa (20:00 i 2 Voltes) started at 11:43:43

Pos.	Núm.	Nom	Voltes	Total Ts	Dif	Millor Tm	Moto	Club	classe	Punts
1	309	FARRES PLAZA, GUILLEM	10	25:24.776		2:14.789	HUSQVARNA	Mc B.Bergueda	MX 12	25
2	16	CAÑAS APARICIO, GERVASIO	10	25:48.015	23.239	2:16.595	HONDA	Mc. Vilobí d'Or	MX So	25
3	84	TOMAS, ERICK	10	26:18.591	53.815	2:18.540			MX 12	20
4	172	UBACH SALA, SALVADOR	10	26:29.027	1:04.251	2:19.837	KTM	Mc B.Bergueda	MX So	20
5	299	FONTOVA SALVIA, ALBERT	10	26:33.572	1:08.796	2:19.858	KTM	Mc. Segre	MX 12	16
6	199	REDONDO CALDERON, VICTOR	10	26:34.567	1:09.791	2:19.080	SUZUKI	Mc. Ronçana	MX So	16
7	169	NOYA CASANOVAS, DAVID	10	27:07.547	1:42.771	2:24.031	KAWASAKI	Mc. Segre	MX So	13
8	20	LLEDO PARES, ARNAU	10	27:15.226	1:50.450	2:21.721	KTM	Mc Moianes	MX 12	13
9	100	VENDRELL MARTINEZ, ENRIC	10	27:46.932	2:22.156	2:26.637	KAWASAKI	Mc St.Celoni	MX So	11
10	23	ROJAS MOROS, PAU	9	25:50.812	1 Volta	2:30.862	SIN MARCA	Em Castellbisba	MX 12	11
11	50	ROSELL ROMERO, CARLES	9	26:03.268	1 Volta	2:32.599	YAMAHA	MC 3 Turons	MX 12	10
12	64	OTERO SAEZ, ROBERTO	9	26:42.514	1 Volta	2:24.520	KTM	Esc.JRB OffRoa	MX So	10
13	87	QUIRANTE LORENZO, EDGAR	9	26:58.143	1 Volta	2:35.356	SIN MARCA	Pm Figueres	MX 12	9
14	75	COMELLAS SALA, GERARD	9	27:10.183	1 Volta	2:34.914	SIN MARCA	Ausio Racing T.	MX 12	8
15	122	AHUMADA NOVA, JOSE	9	27:57.922	1 Volta	2:36.119	KTM	Mc Sitges	MX So	9
16	32	DOS SANTOS GIL, JOSE DANIEL	9	28:05.073	1 Volta	2:39.774	YAMAHA	Mc Moianes	MX So	8
17	63	PUIG PRUJA, JORDI	8	25:27.639	2 Voltes	2:34.718	YAMAHA	Mc St.Hilari	MX 12	7
18	35	SEGU ROSA, ORIOL	8	25:43.356	2 Voltes	2:37.254	KAWASAKI	MC Vilabella	MX So	7
19	328	MARSE VALERA, ORIOL	8	26:14.225	2 Voltes	2:43.248	KTM	Mc Canyelles	MX 12	6
20	72	ROCA RIUS, ORIOL	8	26:17.290	2 Voltes	2:47.070	YAMAHA	Mc Terrassa	MX 12	5
21	73	MELGAREJO GOMEZ, ERIC	8	26:39.501	2 Voltes	2:37.694	SIN MARCA	Amc Martorelle:	MX So	6
22	55	ALFONSO GONZALEZ, ALBERT	8	27:19.834	2 Voltes	2:51.015	KTM	CEM Constanti	MX 12	4
23	17	MINAYA CASTILLO, JOEL	8	27:21.407	2 Voltes	2:40.278	SHERCO	Esc.JRB OffRoa	MX 12	3
24	9	FERRER ARANTES, JOSE FCO	8	27:59.565	2 Voltes	2:37.204	KTM	Correcaminos M	MX 12	2
25	222	ROJAS TRIPIANA, LLUC	7	25:33.718	3 Voltes	2:53.004	KTM	Mc. Segre	MX 12	1
26	500	MORILLA SANJUAN, DANIEL	7	25:39.610	3 Voltes	2:50.150	KTM	Correcaminos M	MX 12	1
27	21	GELI QUINTANA, PAU	7	26:46.839	3 Voltes	2:36.215	KTM	Pm Figueres	MX 12	1
28	39	GONFAUS SITJES, LLUIS	7	28:26.440	3 Voltes	2:50.985	SIN MARCA	Mc B.Bergueda	MX 12	1
29	99	VIDAL MAQUEDA, JOAN	6	26:20.262	4 Voltes	2:39.905	KTM	Mc Tot M.Regue	MX 12	1
30	317	GARCIA DELGADO, GERARD	6	27:43.664	4 Voltes	3:20.608	YAMAHA	Mc St.Celoni	MX 12	1

Marge de victòria	Velocitat mitja	Millor temps de volta	Millor vel.	Millor volta per
23.239	38,957	2:14.789	44,069	309 - FARRES PLAZA, GUILLEM

Cap de cronometratge / Director de Cursa / President del Jurat

Orbits



29/04/2018 - Circuit d'Olvan

**Campionat de Catalunya MX - Olvan**

classificat per voltes

MX125 - Sots 18 4t

Circuit d'Olvan 1,650 km

Carrera 1

29/04/2018 11:40

Cursa (20:00 i 2 Voltes) started at 11:43:43

Pos.	Núm.	Nom	Voltes	Total Ts	Dif	Millor Tm	Moto	Club	classe	Punts
<b>MX 125 2T</b>										
1	309	FARRES PLAZA, GUILLEM	10	25:24.776		2:14.789	HUSQVARNA	Mc B.Bergueda	MX 12	25
2	84	TOMAS, ERICK	10	26:18.591	53.815	2:18.540			MX 12	20
3	299	FONTOVA SALVIA, ALBERT	10	26:33.572	1:08.796	2:19.858	KTM	Mc. Segre	MX 12	16
4	20	LLEDO PARES, ARNAU	10	27:15.226	1:50.450	2:21.721	KTM	Mc Moianes	MX 12	13
5	23	ROJAS MOROS, PAU	9	25:50.812	1 Volta	2:30.862	SIN MARCA	Em Castellbisba	MX 12	11
6	50	ROSELL ROMERO, CARLES	9	26:03.268	1 Volta	2:32.599	YAMAHA	MC 3 Turons	MX 12	10
7	87	QUIRANTE LORENZO, EDGAR	9	26:58.143	1 Volta	2:35.356	SIN MARCA	Pm Figueres	MX 12	9
8	75	COMELLAS SALA, GERARD	9	27:10.183	1 Volta	2:34.914	SIN MARCA	Ausio Racing T.	MX 12	8
9	63	PUIG PRUJA, JORDI	8	25:27.639	2 Voltes	2:34.718	YAMAHA	Mc St.Hilari	MX 12	7
10	328	MARSE VALERA, ORIOL	8	26:14.225	2 Voltes	2:43.248	KTM	MC Canyelles	MX 12	6
11	72	ROCA RIUS, ORIOL	8	26:17.290	2 Voltes	2:47.070	YAMAHA	Mc Terrassa	MX 12	5
12	55	ALFONSO GONZALEZ, ALBERT	8	27:19.834	2 Voltes	2:51.015	KTM	CEM Constantí	MX 12	4
13	17	MINAYA CASTILLO, JOEL	8	27:21.407	2 Voltes	2:40.278	SHERCO	Esc.JRB OffRoa	MX 12	3
14	9	FERRER ARANTES, JOSE FCO	8	27:59.565	2 Voltes	2:37.204	KTM	Correcaminos M	MX 12	2
15	222	ROJAS TRIPIANA, LLUC	7	25:33.718	3 Voltes	2:53.004	KTM	Mc. Segre	MX 12	1
16	500	MORILLA SANJUAN, DANIEL	7	25:39.610	3 Voltes	2:50.150	KTM	Correcaminos M	MX 12	1
17	21	GELI QUINTANA, PAU	7	26:46.839	3 Voltes	2:36.215	KTM	Pm Figueres	MX 12	1
18	39	GONFAUS SITJES, LLUIS	7	28:26.440	3 Voltes	2:50.985	SIN MARCA	Mc B.Bergueda	MX 12	1
19	99	VIDAL MAQUEDA, JOAN	6	26:20.262	4 Voltes	2:39.905	KTM	Mc Tot M.Regue	MX 12	1
20	317	GARCIA DELGADO, GERARD	6	27:43.664	4 Voltes	3:20.608	YAMAHA	Mc St.Celoni	MX 12	1

**MX Sots 18 4T**

1	16	CAÑAS APARICIO, GERVASIO	10	25:48.015		2:16.595	HONDA	Mc. Vilobí d'Or	MX So	25
2	172	UBACH SALA, SALVADOR	10	26:29.027	41.012	2:19.837	KTM	Mc B.Bergueda	MX So	20
3	199	REDONDO CALDERON, VICTOR	10	26:34.567	46.552	2:19.080	SUZUKI	Mc. Ronçana	MX So	16
4	169	NOYA CASANOVAS, DAVID	10	27:07.547	1:19.532	2:24.031	KAWASAKI	Mc. Segre	MX So	13
5	100	VENDRELL MARTINEZ, ENRIC	10	27:46.932	1:58.917	2:26.637	KAWASAKI	Mc St.Celoni	MX So	11
6	64	OTERO SAEZ, ROBERTO	9	26:42.514	1 Volta	2:24.520	KTM	Esc.JRB OffRoa	MX So	10
7	122	AHUMADA NOVA, JOSE	9	27:57.922	1 Volta	2:36.119	KTM	Mc Sitges	MX So	9
8	32	DOS SANTOS GIL, JOSE DANIEL	9	28:05.073	1 Volta	2:39.774	YAMAHA	Mc Moianes	MX So	8
9	35	SEGU ROSA, ORIOL	8	25:43.356	2 Voltes	2:37.254	KAWASAKI	MC Vilabella	MX So	7
10	73	MELGAREJO GOMEZ, ERIC	8	26:39.501	2 Voltes	2:37.694	SIN MARCA	Amc Martorelle:	MX So	6

Marge de victòria	Velocitat mitja	Millor temps de volta	Millor vel.	Millor volta per
23.239	38,957	2:14.789	44,069	309 - FARRES PLAZA, GUILLEM

Cap de cronometratge / Director de Cursa / President del Jurat

Orbits

# Campionat de Catalunya MX - Olvan

Volta a volta


MX125 - Sots 18 4t

Circuit d'Olvan 1,650 km

Carrera 1

29/04/2018 11:40

Cursa (20:00 i 2 Voltes) started at 11:43:43



Competidors	Voltes											
	0	1	2	3	4	5	6	7	8	9	10	
CAÑAS APARICIO, GERVASIO (16)	1	16	309	309	309	309	309	309	309	309	309	309
FARRES PLAZA, GUILLEM (309)	2	309	16	16	16	16	16	16	16	16	16	16
VENDRELL MARTINEZ, ENRIC (100)	3	100	84	84	84	84	84	84	84	84	84	84
TOMAS, ERICK (84)	4	84	100	172	172	172	172	172	172	172	172	172
OTERO SAEZ, ROBERTO (64)	5	64	172	100	299	299	299	299	299	299	299	299
UBACH SALA, SALVADOR (172)	6	172	169	299	199	199	199	199	199	199	199	199
NOYA CASANOVAS, DAVID (169)	7	169	299	169	100	169	169	169	169	169	169	169
LLEDO PARES, ARNAU (20)	8	20	20	199	169	20	20	20	20	20	20	20
FONTOVA SALVIA, ALBERT (299)	9	299	199	20	20	100	100	100	100	100	100	100
PUIG PRUJA, JORDI (63)	10	63	23	23	23	23	23	23	23	23	23	23
ROJAS MOROS, PAU (23)	11	23	63	63	63	50	50	50	50	50	50	50
REDONDO CALDERON, VICTOR (199)	12	199	50	50	50	63	63	64	64	64	64	64
DOS SANTOS GIL, JOSE DANIEL (32)	13	32	32	75	75	64	64	63	87	87	87	87
ROSELL ROMERO, CARLES (50)	14	50	75	32	64	75	75	75	75	75	75	75
MELGAREJO GOMEZ, ERIC (73)	15	73	87	35	35	73	87	87	122	122	122	122
COMELLAS SALA, GERARD (75)	16	75	73	73	32	122	122	122	32	32	32	32
QUIRANTE LORENZO, EDGAR (87)	17	87	35	64	73	87	32	32	63	63	63	63
MINAYA CASTILLO, JOEL (17)	18	17	17	122	122	9	328	35	35	35	35	35
SEGU ROSA, ORIOL (35)	19	35	122	87	87	32	72	328	328	328	328	328
AHUMADA NOVA, JOSE (122)	20	122	9	9	9	328	35	72	72	72	72	72
ROCA RIUS, ORIOL (72)	21	72	64	17	17	72	73	73	73	73	73	73
FERRER ARANTES, JOSE FCO (9)	22	9	72	328	21	35	55	55	55	55	55	55
GELI QUINTANA, PAU (21)	23	21	328	72	328	39	17	17	17	17	17	17
MORILLA SANJUAN, DANIEL (500)	24	500	55	21	72	55	222	222	9	9	9	9
ALFONSO GONZALEZ, ALBERT (55)	25	55	39	39	39	17	9	9	222	222	222	222
ROJAS TRIPIANA, LLUC (222)	26	222	21	55	55	222	500	500	500	500	500	500
GONFAUS SITJES, LLUIS (39)	27	39	222	222	222	500	21	21	21	21	21	21
MARSE VALERA, ORIOL (328)	28	328	500	500	500	21	39	39	39	39	39	39
GARCIA DELGADO, GERARD (317)	29	317	317	317	317	99	99	99	99	99	99	99
VIDAL MAQUEDA, JOAN (99)	30	99	99	99	99	317	317	317	317	317	317	317



# Campionat de Catalunya MX - Olvan

MX125 - Sots 18 4t

Circuit d'Olvan 1,650 km

Carrera 1

29/04/2018 11:40

Cursa (20:00 i 2 Voltes) started at 11:43:43

Lap	Lap Tm	Diff	Time of Day
<b>(309) FARRÉS PLAZA, GUILLEM</b>			
1	2:15.352	+0.563	11:48:14.605
2	2:15.853	+1.064	11:50:30.458
3	2:15.325	+0.536	11:52:45.783
4	2:14.789		11:55:00.572
5	2:18.144	+3.355	11:57:18.716
6	2:20.947	+6.158	11:59:39.663
7	2:25.006	+10.217	12:02:04.669
8	2:20.464	+5.675	12:04:25.133
9	2:21.656	+6.867	12:06:46.789
10	2:21.226	+6.437	12:09:08.015

Lap	Lap Tm	Diff	Time of Day
<b>(16) CAÑAS APARICIO, GERVASIO</b>			
1	2:19.447	+2.852	11:48:18.205
2	2:16.595		11:50:34.800
3	2:17.170	+0.575	11:52:51.970
4	2:18.535	+1.940	11:55:10.505
5	2:20.009	+3.414	11:57:30.514
6	2:23.405	+6.810	11:59:53.919
7	2:20.965	+4.370	12:02:14.884
8	2:22.120	+5.525	12:04:37.004
9	2:23.039	+6.444	12:07:00.043
10	2:31.211	+14.616	12:09:31.254

Lap	Lap Tm	Diff	Time of Day
<b>(84) TOMAS, ERICK</b>			
1	2:21.415	+2.875	11:48:23.468
2	2:18.540		11:50:42.008
3	2:18.560	+0.020	11:53:00.568
4	2:19.517	+0.977	11:55:20.085
5	2:20.546	+2.006	11:57:40.631
6	2:26.207	+7.667	12:00:06.838
7	2:29.223	+10.683	12:02:36.061
8	2:26.183	+7.643	12:05:02.244
9	2:28.651	+10.111	12:07:30.895
10	2:30.935	+12.395	12:10:01.830

Lap	Lap Tm	Diff	Time of Day
<b>(172) UBACH SALA, SALVADOR</b>			
1	2:22.087	+2.250	11:48:29.930
2	2:23.394	+3.557	11:50:53.324
3	2:21.180	+1.343	11:53:14.504
4	2:19.837		11:55:34.341
5	2:24.641	+4.804	11:57:58.982
6	2:23.012	+3.175	12:00:21.994
7	2:28.237	+8.400	12:02:50.231
8	2:28.088	+8.251	12:05:18.319
9	2:26.968	+7.131	12:07:45.287
10	2:26.979	+7.142	12:10:12.266

Lap	Lap Tm	Diff	Time of Day
<b>(299) FONTOVA SALVIA, ALBERT</b>			
1	2:23.656	+3.798	11:48:39.001
2	2:22.285	+2.427	11:51:01.286
3	2:21.714	+1.856	11:53:23.000
4	2:19.858		11:55:42.858
5	2:23.119	+3.261	11:58:05.977
6	2:23.116	+3.258	12:00:29.093
7	2:24.026	+4.168	12:02:53.119
8	2:26.255	+6.397	12:05:19.374
9	2:30.506	+10.648	12:07:49.880
10	2:26.931	+7.073	12:10:16.811

Lap	Lap Tm	Diff	Time of Day
<b>(199) REDONDO CALDERON, VICTOR</b>			
1	2:22.278	+3.198	11:48:40.682
2	2:26.561	+7.481	11:51:07.243
3	2:19.080		11:53:26.323
4	2:20.639	+1.559	11:55:46.962

Lap	Lap Tm	Diff	Time of Day
5	2:23.589	+4.509	11:58:10.551
6	2:22.844	+3.764	12:00:33.395
7	2:26.150	+7.070	12:02:59.545
8	2:27.685	+8.605	12:05:27.230
9	2:23.216	+4.136	12:07:50.446
10	2:27.360	+8.280	12:10:17.806

Lap	Lap Tm	Diff	Time of Day
<b>(169) NOYA CASANOVAS, DAVID</b>			
1	2:29.225	+5.194	11:48:37.119
2	2:26.880	+2.849	11:51:03.999
3	2:24.031		11:53:28.030
4	2:28.662	+4.631	11:55:56.692
5	2:25.210	+1.179	11:58:21.902
6	2:27.938	+3.907	12:00:49.840
7	2:26.831	+2.800	12:03:16.671
8	2:34.323	+10.292	12:05:50.994
9	2:29.129	+5.098	12:08:20.123
10	2:30.663	+6.632	12:10:50.786

Lap	Lap Tm	Diff	Time of Day
<b>(20) LLEDO PARES, ARNAU</b>			
1	2:27.410	+5.689	11:48:40.114
2	2:28.010	+6.289	11:51:08.124
3	2:21.721		11:53:29.845
4	2:28.781	+7.060	11:55:58.626
5	2:25.376	+3.655	11:58:24.002
6	2:27.956	+6.235	12:00:51.958
7	2:26.296	+4.575	12:03:18.254
8	2:33.291	+11.570	12:05:51.545
9	2:31.211	+9.490	12:08:22.756
10	2:35.709	+13.988	12:10:58.465

Lap	Lap Tm	Diff	Time of Day
<b>(100) VENDRELL MARTINEZ, ENRIC</b>			
1	2:26.637		11:48:27.725
2	2:31.400	+4.763	11:50:59.125
3	2:28.243	+1.606	11:53:27.368
4	2:34.849	+8.212	11:56:02.217
5	2:32.086	+5.449	11:58:34.303
6	2:32.828	+6.191	12:01:07.131
7	2:37.261	+10.624	12:03:44.392
8	2:33.846	+7.209	12:06:18.238
9	2:34.281	+7.644	12:08:52.519
10	2:37.652	+11.015	12:11:30.171

Lap	Lap Tm	Diff	Time of Day
<b>(23) ROJAS MOROS, PAU</b>			
1	2:31.081	+0.219	11:48:47.529
2	2:30.862		11:51:18.391
3	2:34.737	+3.875	11:53:53.128
4	2:33.275	+2.413	11:56:26.403
5	2:36.347	+5.485	11:59:02.750
6	2:37.832	+6.970	12:01:40.582
7	2:35.672	+4.810	12:04:16.254
8	2:38.190	+7.328	12:06:54.444
9	2:39.607	+8.745	12:09:34.051

Lap	Lap Tm	Diff	Time of Day
<b>(50) ROSELL ROMERO, CARLES</b>			
1	2:33.439	+0.840	11:48:58.613
2	2:34.953	+2.354	11:51:33.566
3	2:36.820	+4.221	11:54:10.386
4	2:34.613	+2.014	11:56:44.999
5	2:32.599		11:59:17.598
6	2:34.488	+1.889	12:01:52.086
7	2:39.050	+6.451	12:04:31.136
8	2:39.981	+7.382	12:07:11.117
9	2:35.390	+2.791	12:09:46.507

Lap	Lap Tm	Diff	Time of Day
<b>(64) OTERO SAEZ, ROBERTO</b>			

Lap	Lap Tm	Diff	Time of Day
1	3:25.233	+1:00.713	11:49:30.005
2	2:24.520		11:51:54.525
3	2:40.224	+15.704	11:54:34.749
4	2:25.394	+0.874	11:57:00.143
5	2:32.124	+7.604	11:59:32.267
6	2:38.385	+13.865	12:02:10.652
7	3:03.380	+38.860	12:05:14.032
8	2:40.368	+15.848	12:07:54.400
9	2:31.353	+6.833	12:10:25.753

Lap	Lap Tm	Diff	Time of Day
<b>(87) QUIRANTE LORENZO, EDGAR</b>			
1	2:36.078	+0.722	11:49:07.278
2	2:56.637	+21.281	11:52:03.915
3	2:37.268	+1.912	11:54:41.183
4	2:39.406	+4.050	11:57:20.589
5	2:38.757	+3.401	11:59:59.346
6	2:40.878	+5.522	12:02:40.224
7	2:35.356		12:05:15.580
8	2:43.998	+8.642	12:07:59.578
9	2:41.804	+6.448	12:10:41.382

Lap	Lap Tm	Diff	Time of Day
<b>(75) COMELLAS SALA, GERARD</b>			
1	2:34.914		11:49:04.545
2	2:38.229	+3.315	11:51:42.774
3	2:35.014	+0.100	11:54:17.788
4	2:44.138	+9.224	11:57:01.926
5	2:48.042	+13.128	11:59:49.968
6	2:49.908	+14.994	12:02:39.876
7	2:48.735	+13.821	12:05:28.611
8	2:45.610	+10.696	12:08:14.221
9	2:39.201	+4.287	12:10:53.422

Lap	Lap Tm	Diff	Time of Day
<b>(122) AHUMADA NOVA, JOSE</b>			
1	2:44.161	+8.042	11:49:20.583
2	2:42.988	+6.869	11:52:03.571
3	2:36.119		11:54:39.690
4	2:38.917	+2.798	11:57:18.607
5	2:46.549	+10.430	12:00:05.156
6	3:00.324	+24.205	12:03:05.480
7	2:52.914	+16.795	12:05:58.394
8	2:51.836	+15.717	12:08:50.230
9	2:50.931	+14.812	12:11:41.161

Lap	Lap Tm	Diff	Time of Day
<b>(32) DOS SANTOS GIL, JOSE DANIEL</b>			
1	2:39.774		11:49:01.927
2	2:41.901	+2.127	11:51:43.828
3	2:53.900	+14.126	11:54:37.728
4	3:03.720	+23.946	11:57:41.448
5	2:45.037	+5.263	12:00:26.485
6	2:49.011	+9.237	12:03:15.496
7	2:51.221	+11.447	12:06:06.717
8	2:51.249	+11.475	12:08:57.966
9	2:50.346	+10.572	12:11:48.312

Lap	Lap Tm	Diff	Time of Day
<b>(63) PUIG PRUJA, JORDI</b>			
1	2:41.249	+6.531	11:48:56.955
2	2:34.718		11:51:31.673
3	2:37.383	+2.665	11:54:09.056
4	2:41.391	+6.673	11:56:50.447
5	2:40.463	+5.745	11:59:30.910
6	2:49.247	+14.529	12:02:20.157
7	4:10.537	+1:35.819	12:06:30.694
8	2:40.184	+5.466	12:09:10.878

Lap	Lap Tm	Diff	Time of Day
<b>(35) SEGU ROSA, ORIOL</b>			
1	2:37.254		11:49:10.262



# Campionat de Catalunya MX - Olvan

MX125 - Sots 18 4t

Circuit d'Olvan 1,650 km

Carrera 1

29/04/2018 11:40

Cursa (20:00 i 2 Voltes) started at 11:43:43

Lap	Lap Tm	Diff	Time of Day
2	<b>2:41.204</b>	+3.950	11:51:51.466
3	<b>2:43.471</b>	+6.217	11:54:34.937
4	<b>3:36.179</b>	+58.925	11:58:11.116
5	<b>2:52.666</b>	+15.412	12:01:03.782
6	<b>2:50.789</b>	+13.535	12:03:54.571
7	<b>2:40.284</b>	+3.030	12:06:34.855
8	<b>2:51.740</b>	+14.486	12:09:26.595

(328) MARSE VALERA, ORIOL

1	<b>2:44.715</b>	+1.467	11:49:40.298
2	<b>2:45.158</b>	+1.910	11:52:25.456
3	<b>2:43.248</b>		11:55:08.704
4	<b>2:52.363</b>	+9.115	11:58:01.067
5	<b>2:56.035</b>	+12.787	12:00:57.102
6	<b>3:01.778</b>	+18.530	12:03:58.880
7	<b>3:04.114</b>	+20.866	12:07:02.994
8	<b>2:54.470</b>	+11.222	12:09:57.464

(72) ROCA RIUS, ORIOL

1	<b>3:01.030</b>	+13.960	11:49:39.839
2	<b>2:48.398</b>	+1.328	11:52:28.237
3	<b>2:49.570</b>	+2.500	11:55:17.807
4	<b>2:51.593</b>	+4.523	11:58:09.400
5	<b>2:51.154</b>	+4.084	12:01:00.554
6	<b>3:20.782</b>	+33.712	12:04:21.336
7	<b>2:52.123</b>	+5.053	12:07:13.459
8	<b>2:47.070</b>		12:10:00.529

(73) MELGAREJO GOMEZ, ERIC

1	<b>2:40.713</b>	+3.019	11:49:09.449
2	<b>2:44.160</b>	+6.466	11:51:53.609
3	<b>2:44.658</b>	+6.964	11:54:38.267
4	<b>2:37.694</b>		11:57:15.961
5	<b>4:27.392</b>	+1:49.698	12:01:43.353
6	<b>2:52.554</b>	+14.860	12:04:35.907
7	<b>2:49.775</b>	+12.081	12:07:25.682
8	<b>2:57.058</b>	+19.364	12:10:22.740

(55) ALFONSO GONZALEZ, ALBERT

1	<b>3:00.844</b>	+9.829	11:49:47.302
2	<b>2:58.760</b>	+7.745	11:52:46.062
3	<b>2:57.580</b>	+6.565	11:55:43.642
4	<b>2:59.417</b>	+8.402	11:58:43.059
5	<b>3:01.422</b>	+10.407	12:01:44.481
6	<b>3:36.446</b>	+45.431	12:05:20.927
7	<b>2:51.131</b>	+0.116	12:08:12.058
8	<b>2:51.015</b>		12:11:03.073

(17) MINAYA CASTILLO, JOEL

1	<b>2:42.558</b>	+2.280	11:49:15.333
2	<b>2:58.588</b>	+18.310	11:52:13.921
3	<b>2:40.278</b>		11:54:54.199
4	<b>4:40.649</b>	+2:00.371	11:59:34.848
5	<b>3:03.468</b>	+23.190	12:02:38.316
6	<b>2:53.498</b>	+13.220	12:05:31.814
7	<b>2:44.301</b>	+4.023	12:08:16.115
8	<b>2:48.531</b>	+8.253	12:11:04.646

(9) FERRER ARANTES, JOSE FCO

1	<b>2:45.377</b>	+8.173	11:49:24.827
2	<b>2:41.073</b>	+3.869	11:52:05.900
3	<b>2:37.204</b>		11:54:43.104
4	<b>2:47.742</b>	+10.538	11:57:30.846
5	<b>5:37.617</b>	+3:00.413	12:03:08.463
6	<b>2:55.274</b>	+18.070	12:06:03.737
7	<b>2:52.232</b>	+15.028	12:08:55.969

Lap	Lap Tm	Diff	Time of Day
8	<b>2:46.835</b>	+9.631	12:11:42.804

(222) ROJAS TRIPIANA, LLUC

1	<b>3:05.435</b>	+12.431	11:49:57.636
2	<b>3:04.617</b>	+11.613	11:53:02.253
3	<b>3:14.217</b>	+21.213	11:56:16.470
4	<b>3:39.538</b>	+46.534	11:59:56.008
5	<b>2:53.004</b>		12:02:49.012
6	<b>3:13.142</b>	+20.138	12:06:02.154
7	<b>3:14.803</b>	+21.799	12:09:16.957

(500) MORILLA SANJUAN, DANIEL

1	<b>4:34.746</b>	+1:44.596	11:51:16.278
2	<b>2:51.387</b>	+1.237	11:54:07.665
3	<b>2:50.150</b>		11:56:57.815
4	<b>3:27.872</b>	+37.722	12:00:25.687
5	<b>2:55.476</b>	+5.326	12:03:21.163
6	<b>2:51.392</b>	+1.242	12:06:12.555
7	<b>3:10.294</b>	+20.144	12:09:22.849

(21) GELI QUINTANA, PAU

1	<b>3:10.861</b>	+34.646	11:49:51.900
2	<b>2:39.237</b>	+3.022	11:52:31.137
3	<b>2:36.215</b>		11:55:07.352
4	<b>7:18.340</b>	+4:42.125	12:02:25.692
5	<b>2:36.539</b>	+0.324	12:05:02.231
6	<b>2:39.298</b>	+3.083	12:07:41.529
7	<b>2:48.549</b>	+12.334	12:10:30.078

(39) GONFAUS SITJES, LLUIS

1	<b>2:55.105</b>	+4.120	11:49:48.973
2	<b>2:50.985</b>		11:52:39.958
3	<b>2:51.040</b>	+0.055	11:55:30.998
4	<b>2:56.299</b>	+5.314	11:58:27.297
5	<b>7:12.455</b>	+4:21.470	12:05:39.752
6	<b>3:17.557</b>	+26.572	12:08:57.309
7	<b>3:12.370</b>	+21.385	12:12:09.679

(99) VIDAL MAQUEDA, JOAN

1	<b>2:39.905</b>		11:54:19.986
2	<b>4:19.236</b>	+1:39.331	11:58:39.222
3	<b>3:02.197</b>	+22.292	12:01:41.419
4	<b>2:46.357</b>	+6.452	12:04:27.776
5	<b>2:47.025</b>	+7.120	12:07:14.801
6	<b>2:48.700</b>	+8.795	12:10:03.501

(317) GARCIA DELGADO, GERARD

1	<b>3:22.109</b>	+1.501	11:53:13.652
2	<b>3:23.777</b>	+3.169	11:56:37.429
3	<b>3:21.655</b>	+1.047	11:59:59.084
4	<b>4:45.430</b>	+1:24.822	12:04:44.514
5	<b>3:20.608</b>		12:08:05.122
6	<b>3:21.781</b>	+1.173	12:11:26.903

Cap de cronometratge / Director de Cursa / President del Jurat

Orbits



29/04/2018 - Circuit d'Olvan

Campionat de Catalunya MX - Olvan

classificat per voltes

MX125 - Sots 18 4t

Circuit d'Olvan 1,650 km

Carrera 2

29/04/2018 13:15

Cursa (15:00 i 2 Voltes) started at 13:15:07

Pos.	Núm.	Nom	Voltes	Total Ts	Dif	Millor Tm	Moto	Club	classe	Punts
1	309	FARRES PLAZA, GUILLEM	8	19:50.986		2:11.379	HUSQVARNA	Mc B.Bergueda	MX 12	25
2	299	FONTOVA SALVIA, ALBERT	8	20:15.021	24.035	2:13.837	KTM	Mc. Segre	MX 12	20
3	16	CAÑAS APARICIO, GERVASIO	8	20:15.603	24.617	2:12.553	HONDA	Mc. Vilobí d'Or	MX So	25
4	172	UBACH SALA, SALVADOR	8	20:16.196	25.210	2:11.818	KTM	Mc B.Bergueda	MX So	20
5	84	TOMAS, ERICK	8	20:25.130	34.144	2:11.965			MX 12	16
6	64	OTERO SAEZ, ROBERTO	8	20:37.732	46.746	2:13.810	KTM	Esc.JRB OffRoa	MX So	16
7	199	REDONDO CALDERON, VICTOR	8	20:47.517	56.531	2:14.298	SUZUKI	Mc. Ronçana	MX So	13
8	169	NOYA CASANOVAS, DAVID	8	20:55.754	1:04.768	2:16.367	KAWASAKI	Mc. Segre	MX So	11
9	20	LLEDO PARES, ARNAU	8	21:21.629	1:30.643	2:19.224	KTM	Mc Moianes	MX 12	13
10	100	VENDRELL MARTINEZ, ENRIC	8	21:30.857	1:39.871	2:20.745	KAWASAKI	Mc St.Celoni	MX So	10
11	75	COMELLAS SALA, GERARD	7	19:53.757	1 Volta	2:22.371	SIN MARCA	Ausio Racing T.	MX 12	11
12	87	QUIRANTE LORENZO, EDGAR	7	20:20.560	1 Volta	2:24.666	SIN MARCA	Pm Figueres	MX 12	10
13	21	GELI QUINTANA, PAU	7	20:43.017	1 Volta	2:27.254	KTM	Pm Figueres	MX 12	9
14	72	ROCA RIUS, ORIOL	7	20:43.740	1 Volta	2:29.475	YAMAHA	Mc Terrassa	MX 12	8
15	23	ROJAS MOROS, PAU	7	20:44.113	1 Volta	2:27.014	SIN MARCA	Em Castellbisba	MX 12	7
16	122	AHUMADA NOVA, JOSE	7	20:52.524	1 Volta	2:29.987	KTM	Mc Sitges	MX So	9
17	39	GONFAUS SITJES, LLUIS	7	20:59.959	1 Volta	2:32.219	SIN MARCA	Mc B.Bergueda	MX 12	6
18	99	VIDAL MAQUEDA, JOAN	7	21:06.622	1 Volta	2:32.373	KTM	Mc Tot M.Regue	MX 12	5
19	55	ALFONSO GONZALEZ, ALBERT	7	21:51.712	1 Volta	2:35.130	KTM	CEM Constantí	MX 12	4
20	17	MINAYA CASTILLO, JOEL	7	22:04.557	1 Volta	2:31.627	SHERCO	Esc.JRB OffRoa	MX 12	3
21	50	ROSELL ROMERO, CARLES	7	22:15.643	1 Volta	2:34.261	YAMAHA	MC 3 Turons	MX 12	2
22	32	DOS SANTOS GIL, JOSE DANIEL	6	20:04.933	2 Voltes	2:37.921	YAMAHA	Mc Moianes	MX So	8
23	317	GARCIA DELGADO, GERARD	6	20:11.117	2 Voltes	2:37.053	YAMAHA	Mc St.Celoni	MX 12	1
24	328	MARSE VALERA, ORIOL	6	20:15.964	2 Voltes	2:40.224	KTM	MC Canyelles	MX 12	1
25	500	MORILLA SANJUAN, DANIEL	6	20:25.281	2 Voltes	2:44.476	KTM	Correcaminos M	MX 12	1
26	63	PUIG PRUJA, JORDI	6	20:26.639	2 Voltes	2:27.324	YAMAHA	Mc St.Hilari	MX 12	1
27	73	MELGAREJO GOMEZ, ERIC	6	20:35.307	2 Voltes	2:30.933	SIN MARCA	Amc Martorelle:	MX So	7
28	35	SEGU ROSA, ORIOL	6	20:54.325	2 Voltes	2:28.527	KAWASAKI	MC Vilabella	MX So	6
29	222	ROJAS TRIPIANA, LLUC	6	21:13.345	2 Voltes	2:49.822	KTM	Mc. Segre	MX 12	1
30	9	FERRER ARANTES, JOSE FCO	5	21:10.212	3 Voltes	2:39.499	KTM	Correcaminos M	MX 12	1

Marge de victòria	Velocitat mitja	Millor temps de volta	Millor vel.	Millor volta per
24.035	39,900	2:11.379	45,213	309 - FARRES PLAZA, GUILLEM

Cap de cronometratge / Director de Cursa / President del Jurat

Orbits

**Campionat de Catalunya MX - Olvan**

classificat per voltes

MX125 - Sots 18 4t

Circuit d'Olvan 1,650 km

Carrera 2

29/04/2018 13:15

Cursa (15:00 i 2 Voltes) started at 13:15:07

Pos.	Núm.	Nom	Voltes	Total Ts	Dif	Millor Tm	Moto	Club	classe	Punts
<b>MX 125 2T</b>										
1	309	FARRES PLAZA, GUILLEM	8	19:50.986		2:11.379	HUSQVARNA	Mc B.Bergueda	MX 12	25
2	299	FONTOVA SALVIA, ALBERT	8	20:15.021	24.035	2:13.837	KTM	Mc. Segre	MX 12	20
3	84	TOMAS, ERICK	8	20:25.130	34.144	2:11.965			MX 12	16
4	20	LLEDO PARES, ARNAU	8	21:21.629	1:30.643	2:19.224	KTM	Mc Moianes	MX 12	13
5	75	COMELLAS SALA, GERARD	7	19:53.757	1 Volta	2:22.371	SIN MARCA	Ausio Racing T.	MX 12	11
6	87	QUIRANTE LORENZO, EDGAR	7	20:20.560	1 Volta	2:24.666	SIN MARCA	Pm Figueres	MX 12	10
7	21	GELI QUINTANA, PAU	7	20:43.017	1 Volta	2:27.254	KTM	Pm Figueres	MX 12	9
8	72	ROCA RIUS, ORIOL	7	20:43.740	1 Volta	2:29.475	YAMAHA	Mc Terrassa	MX 12	8
9	23	ROJAS MOROS, PAU	7	20:44.113	1 Volta	2:27.014	SIN MARCA	Em Castellbisba	MX 12	7
10	39	GONFAUS SITJES, LLUIS	7	20:59.959	1 Volta	2:32.219	SIN MARCA	Mc B.Bergueda	MX 12	6
11	99	VIDAL MAQUEDA, JOAN	7	21:06.622	1 Volta	2:32.373	KTM	Mc Tot M.Regue	MX 12	5
12	55	ALFONSO GONZALEZ, ALBERT	7	21:51.712	1 Volta	2:35.130	KTM	CEM Constantí	MX 12	4
13	17	MINAYA CASTILLO, JOEL	7	22:04.557	1 Volta	2:31.627	SHERCO	Esc.JRB OffRoa	MX 12	3
14	50	ROSELL ROMERO, CARLES	7	22:15.643	1 Volta	2:34.261	YAMAHA	MC 3 Turons	MX 12	2
15	317	GARCIA DELGADO, GERARD	6	20:11.117	2 Voltes	2:37.053	YAMAHA	Mc St.Celoni	MX 12	1
16	328	MARSE VALERA, ORIOL	6	20:15.964	2 Voltes	2:40.224	KTM	MC Canyelles	MX 12	1
17	500	MORILLA SANJUAN, DANIEL	6	20:25.281	2 Voltes	2:44.476	KTM	Correcaminos N	MX 12	1
18	63	PUIG PRUJA, JORDI	6	20:26.639	2 Voltes	2:27.324	YAMAHA	Mc St.Hilari	MX 12	1
19	222	ROJAS TRIPIANA, LLUC	6	21:13.345	2 Voltes	2:49.822	KTM	Mc. Segre	MX 12	1
20	9	FERRER ARANTES, JOSE FCO	5	21:10.212	3 Voltes	2:39.499	KTM	Correcaminos N	MX 12	1

**MX Sots 18 4T**

1	16	CAÑAS APARICIO, GERVASIO	8	20:15.603		2:12.553	HONDA	Mc. Vilobí d'Or	MX So	25
2	172	UBACH SALA, SALVADOR	8	20:16.196	0.593	2:11.818	KTM	Mc B.Bergueda	MX So	20
3	64	OTERO SAEZ, ROBERTO	8	20:37.732	22.129	2:13.810	KTM	Esc.JRB OffRoa	MX So	16
4	199	REDONDO CALDERON, VICTOR	8	20:47.517	31.914	2:14.298	SUZUKI	Mc. Ronçana	MX So	13
5	169	NOYA CASANOVAS, DAVID	8	20:55.754	40.151	2:16.367	KAWASAKI	Mc. Segre	MX So	11
6	100	VENDRELL MARTINEZ, ENRIC	8	21:30.857	1:15.254	2:20.745	KAWASAKI	Mc St.Celoni	MX So	10
7	122	AHUMADA NOVA, JOSE	7	20:52.524	1 Volta	2:29.987	KTM	Mc Sitges	MX So	9
8	32	DOS SANTOS GIL, JOSE DANIEL	6	20:04.933	2 Voltes	2:37.921	YAMAHA	Mc Moianes	MX So	8
9	73	MELGAREJO GOMEZ, ERIC	6	20:35.307	2 Voltes	2:30.933	SIN MARCA	Amc Martorelle:	MX So	7
10	35	SEGU ROSA, ORIOL	6	20:54.325	2 Voltes	2:28.527	KAWASAKI	MC Vilabella	MX So	6

Marge de victòria	Velocitat mitja	Millor temps de volta	Millor vel.	Millor volta per
24.035	39,900	2:11.379	45,213	309 - FARRES PLAZA, GUILLEM

Cap de cronometratge / Director de Cursa / President del Jurat Orbits

# Campionat de Catalunya MX - Olvan

Volta a volta

MX125 - Sots 18 4t

Circuit d'Olvan 1,650 km

Carrera 2

29/04/2018 13:15

Cursa (15:00 i 2 Voltes) started at 13:15:07

Competidors	Voltes									
	0	1	2	3	4	5	6	7	8	
FARRES PLAZA, GUILLEM (309)	1	309	309	309	309	309	309	309	309	309
CAÑAS APARICIO, GERVASIO (16)	2	16	16	16	16	16	299	299	299	299
FONTOVA SALVIA, ALBERT (299)	3	299	299	299	299	299	172	172	16	16
NOYA CASANOVAS, DAVID (169)	4	169	64	172	172	172	172	16	16	172
OTERO SAEZ, ROBERTO (64)	5	64	172	64	84	84	84	84	84	84
UBACH SALA, SALVADOR (172)	6	172	169	84	64	64	64	64	64	64
LLEDO PARES, ARNAU (20)	7	20	84	169	169	169	199	199	199	199
TOMAS, ERICK (84)	8	84	20	20	199	199	199	169	169	169
VENDRELL MARTINEZ, ENRIC (100)	9	100	199	199	20	20	20	20	20	20
REDONDO CALDERON, VICTOR (199)	10	199	100	100	100	100	100	100	100	100
DOS SANTOS GIL, JOSE DANIEL (32)	11	32	32	75	75	75	75	75	75	75
ROJAS MOROS, PAU (23)	12	23	75	87	87	87	87	87	87	87
COMELLAS SALA, GERARD (75)	13	75	87	32	39	39	72	72	21	21
QUIRANTE LORENZO, EDGAR (87)	14	87	39	39	72	72	23	21	72	72
GONFAUS SITJES, LLUIS (39)	15	39	63	63	122	23	122	23	23	23
FERRER ARANTES, JOSE FCO (9)	16	9	50	72	23	122	21	122	122	122
ROSELL ROMERO, CARLES (50)	17	50	9	9	21	21	39	39	39	39
PUIG PRUJA, JORDI (63)	18	63	72	122	99	99	99	99	99	99
ROCA RIUS, ORIOL (72)	19	72	21	21	55	55	55	55	55	55
GELI QUINTANA, PAU (21)	20	21	122	55	50	17	17	17	17	17
AHUMADA NOVA, JOSE (122)	21	122	55	99	17	50	50	50	50	50
ALFONSO GONZALEZ, ALBERT (55)	22	55	99	23	328	328	73	32	32	32
VIDAL MAQUEDA, JOAN (99)	23	99	23	50	32	32	35	317	317	317
ROJAS TRIPIANA, LLUC (222)	24	222	328	17	500	73	328	328	328	328
GARCIA DELGADO, GERARD (317)	25	317	222	328	73	35	32	500	500	500
MINAYA CASTILLO, JOEL (17)	26	17	17	35	35	500	317	63	63	63
SEGU ROSA, ORIOL (35)	27	35	500	500	317	317	500	73	73	73
MARSE VALERA, ORIOL (328)	28	328	35	73	222	222	63	35	35	35
MORILLA SANJUAN, DANIEL (500)	29	500	73	222	63	63	222	222	222	222
MELGAREJO GOMEZ, ERIC (73)	30	73	317	317	9	9	9	9	9	9



# Campionat de Catalunya MX - Olvan

MX125 - Sots 18 4t

Circuit d'Olvan 1,650 km

Carrera 2

29/04/2018 13:15

Cursa (15:00 i 2 Voltes) started at 13:15:07

Lap	Lap Tm	Diff	Time of Day
<b>(309) FARRÉS PLAZA, GUILLEM</b>			
1	2:12.084	+0.705	13:19:24.599
2	2:12.876	+1.497	13:21:37.475
3	2:13.561	+2.182	13:23:51.036
4	2:14.951	+3.572	13:26:05.987
5	2:15.069	+3.690	13:28:21.056
6	2:11.379		13:30:32.435
7	2:13.063	+1.684	13:32:45.498
8	2:12.638	+1.259	13:34:58.136

Lap	Lap Tm	Diff	Time of Day
<b>(299) FONTOVA SALVIA, ALBERT</b>			
1	2:15.195	+1.358	13:19:34.941
2	2:13.891	+0.054	13:21:48.832
3	2:15.564	+1.727	13:24:04.396
4	2:19.421	+5.584	13:26:23.817
5	2:13.837		13:28:37.654
6	2:14.538	+0.701	13:30:52.192
7	2:16.058	+2.221	13:33:08.250
8	2:13.921	+0.084	13:35:22.171

Lap	Lap Tm	Diff	Time of Day
<b>(16) CAÑAS APARICIO, GERVASIO</b>			
1	2:14.583	+2.030	13:19:31.317
2	2:15.790	+3.237	13:21:47.107
3	2:16.676	+4.123	13:24:03.783
4	2:18.866	+6.313	13:26:22.649
5	2:12.759	+0.206	13:28:35.408
6	2:22.139	+9.586	13:30:57.547
7	2:12.553		13:33:10.100
8	2:12.653	+0.100	13:35:22.753

Lap	Lap Tm	Diff	Time of Day
<b>(172) UBACH SALA, SALVADOR</b>			
1	2:16.031	+4.213	13:19:45.432
2	2:15.505	+3.687	13:22:00.937
3	2:12.623	+0.805	13:24:13.560
4	2:16.984	+5.166	13:26:30.544
5	2:11.818		13:28:42.362
6	2:13.011	+1.193	13:30:55.373
7	2:14.259	+2.441	13:33:09.632
8	2:13.714	+1.896	13:35:23.346

Lap	Lap Tm	Diff	Time of Day
<b>(84) TOMAS, ERICK</b>			
1	2:16.422	+4.457	13:19:49.416
2	2:15.415	+3.450	13:22:04.831
3	2:13.641	+1.676	13:24:18.472
4	2:17.738	+5.773	13:26:36.210
5	2:12.923	+0.958	13:28:49.133
6	2:11.965		13:31:01.098
7	2:17.026	+5.061	13:33:18.124
8	2:14.156	+2.191	13:35:32.280

Lap	Lap Tm	Diff	Time of Day
<b>(64) OTERO SAEZ, ROBERTO</b>			
1	2:18.204	+4.394	13:19:43.980
2	2:18.866	+5.056	13:22:02.846
3	2:17.582	+3.772	13:24:20.428
4	2:18.509	+4.699	13:26:38.937
5	2:18.433	+4.623	13:28:57.370
6	2:13.810		13:31:11.180
7	2:14.270	+0.460	13:33:25.450
8	2:19.432	+5.622	13:35:44.882

Lap	Lap Tm	Diff	Time of Day
<b>(199) REDONDO CALDERON, VICTOR</b>			
1	2:19.048	+4.750	13:19:54.751
2	2:18.730	+4.432	13:22:13.481
3	2:16.698	+2.400	13:24:30.179
4	2:21.008	+6.710	13:26:51.187

Lap	Lap Tm	Diff	Time of Day
5	2:16.832	+2.534	13:29:08.019
6	2:14.298		13:31:22.317
7	2:15.388	+1.090	13:33:37.705
8	2:16.962	+2.664	13:35:54.667

Lap	Lap Tm	Diff	Time of Day
<b>(169) NOYA CASANOVAS, DAVID</b>			
1	2:22.341	+5.974	13:19:46.508
2	2:20.138	+3.771	13:22:06.646
3	2:18.980	+2.613	13:24:25.626
4	2:22.257	+5.890	13:26:47.883
5	2:18.695	+2.328	13:29:06.578
6	2:16.763	+0.396	13:31:23.341
7	2:16.367		13:33:39.708
8	2:23.196	+6.829	13:36:02.904

Lap	Lap Tm	Diff	Time of Day
<b>(20) LLEDO PARES, ARNAU</b>			
1	2:21.834	+2.610	13:19:53.254
2	2:19.769	+0.545	13:22:13.023
3	2:20.636	+1.412	13:24:33.659
4	2:29.051	+9.827	13:27:02.710
5	2:19.224		13:29:21.934
6	2:25.236	+6.012	13:31:47.170
7	2:21.500	+2.276	13:34:08.670
8	2:20.109	+0.885	13:36:28.779

Lap	Lap Tm	Diff	Time of Day
<b>(100) VENDRELL MARTINEZ, ENRIC</b>			
1	2:23.141	+2.396	13:19:58.717
2	2:21.827	+1.082	13:22:20.544
3	2:21.290	+0.545	13:24:41.834
4	2:30.059	+9.314	13:27:11.893
5	2:23.230	+2.485	13:29:35.123
6	2:20.745		13:31:55.868
7	2:20.921	+0.176	13:34:16.789
8	2:21.218	+0.473	13:36:38.007

Lap	Lap Tm	Diff	Time of Day
<b>(75) COMELLAS SALA, GERARD</b>			
1	2:33.764	+11.393	13:20:14.910
2	2:26.206	+3.835	13:22:41.116
3	2:22.371		13:25:03.487
4	2:24.571	+2.200	13:27:28.058
5	2:25.816	+3.445	13:29:53.874
6	2:29.287	+6.916	13:32:23.161
7	2:37.746	+15.375	13:35:00.907

Lap	Lap Tm	Diff	Time of Day
<b>(87) QUIRANTE LORENZO, EDGAR</b>			
1	2:37.352	+12.686	13:20:18.724
2	2:27.012	+2.346	13:22:45.736
3	2:55.371	+30.705	13:25:41.107
4	2:26.000	+1.334	13:28:07.107
5	2:24.666		13:30:31.773
6	2:27.429	+2.763	13:32:59.202
7	2:28.508	+3.842	13:35:27.710

Lap	Lap Tm	Diff	Time of Day
<b>(21) GELI QUINTANA, PAU</b>			
1	2:37.418	+10.164	13:20:37.614
2	2:38.477	+11.223	13:23:16.091
3	2:36.110	+8.856	13:25:52.201
4	2:31.891	+4.637	13:28:24.092
5	2:30.664	+3.410	13:30:54.756
6	2:27.254		13:33:22.010
7	2:28.157	+0.903	13:35:50.167

Lap	Lap Tm	Diff	Time of Day
<b>(72) ROCA RIUS, ORIOL</b>			
1	2:36.963	+7.488	13:20:35.969
2	2:37.059	+7.584	13:23:13.028
3	2:35.656	+6.181	13:25:48.684

Lap	Lap Tm	Diff	Time of Day
4	2:31.576	+2.101	13:28:20.260
5	2:29.541	+0.066	13:30:49.801
6	2:31.614	+2.139	13:33:21.415
7	2:29.475		13:35:50.890

Lap	Lap Tm	Diff	Time of Day
<b>(23) ROJAS MOROS, PAU</b>			
1	3:12.689	+45.675	13:20:50.609
2	2:31.253	+4.239	13:23:21.862
3	2:29.313	+2.299	13:25:51.175
4	2:29.570	+2.556	13:28:20.745
5	2:30.894	+3.880	13:30:51.639
6	2:32.610	+5.596	13:33:24.249
7	2:27.014		13:35:51.263

Lap	Lap Tm	Diff	Time of Day
<b>(122) AHUMADA NOVA, JOSE</b>			
1	2:37.409	+7.422	13:20:38.870
2	2:37.029	+7.042	13:23:15.899
3	2:34.395	+4.408	13:25:50.294
4	2:33.260	+3.273	13:28:23.554
5	2:29.987		13:30:53.541
6	2:33.719	+3.732	13:33:27.260
7	2:32.414	+2.427	13:35:59.674

Lap	Lap Tm	Diff	Time of Day
<b>(39) GONFAUS SITJES, LLUIS</b>			
1	2:38.205	+5.986	13:20:25.554
2	2:36.164	+3.945	13:23:01.718
3	2:44.246	+12.027	13:25:45.964
4	2:34.038	+1.819	13:28:20.002
5	2:41.399	+9.174	13:31:01.395
6	2:32.219		13:33:33.614
7	2:33.495	+1.276	13:36:07.109

Lap	Lap Tm	Diff	Time of Day
<b>(99) VIDAL MAQUEDA, JOAN</b>			
1	2:38.952	+6.579	13:20:43.208
2	2:36.117	+3.744	13:23:19.325
3	2:36.815	+4.442	13:25:56.140
4	2:32.373		13:28:28.513
5	2:37.844	+5.471	13:31:06.357
6	2:32.946	+0.573	13:33:39.303
7	2:34.469	+2.096	13:36:13.772

Lap	Lap Tm	Diff	Time of Day
<b>(55) ALFONSO GONZALEZ, ALBERT</b>			
1	2:37.597	+2.467	13:20:39.992
2	2:37.151	+2.021	13:23:17.143
3	2:40.623	+5.493	13:25:57.766
4	2:36.866	+1.736	13:28:34.632
5	3:10.685	+35.555	13:31:45.317
6	2:38.415	+3.285	13:34:23.732
7	2:35.130		13:36:58.862

Lap	Lap Tm	Diff	Time of Day
<b>(17) MINAYA CASTILLO, JOEL</b>			
1	2:58.749	+27.122	13:21:20.044
2	2:33.543	+1.916	13:23:53.587
3	2:40.569	+8.942	13:26:34.156
4	2:44.172	+12.545	13:29:18.328
5	2:35.428	+3.801	13:31:53.756
6	2:46.324	+14.697	13:34:40.080
7	2:31.627		13:37:11.707

Lap	Lap Tm	Diff	Time of Day
<b>(50) ROSELL ROMERO, CARLES</b>			
1	2:38.595	+4.334	13:20:33.599
2	3:00.987	+26.726	13:23:34.586
3	2:42.383	+8.122	13:26:16.969
4	3:03.104	+28.843	13:29:20.073
5	2:50.065	+15.804	13:32:10.138
6	2:34.261		13:34:44.399





# Campionat de Catalunya MX - Olvan

MX125 - Sots 18 4t

Circuit d'Olvan 1,650 km

Carrera 2

29/04/2018 13:15

Cursa (15:00 i 2 Voltes) started at 13:15:07

Lap	Lap Tm	Diff	Time of Day
7	<b>2:38.394</b>	+4.133	13:37:22.793

(32) DOS SANTOS GIL, JOSE DANIEL

1	<b>2:37.921</b>		13:20:14.322
2	<b>2:46.076</b>	+8.155	13:23:00.398
3	<b>4:01.489</b>	+1:23.568	13:27:01.887
4	<b>2:41.269</b>	+3.348	13:29:43.156
5	<b>2:47.527</b>	+9.606	13:32:30.683
6	<b>2:41.400</b>	+3.479	13:35:12.083

(317) GARCIA DELGADO, GERARD

1	<b>3:20.184</b>	+43.131	13:21:36.638
2	<b>2:53.166</b>	+16.113	13:24:29.804
3	<b>2:49.842</b>	+12.789	13:27:19.646
4	<b>2:40.501</b>	+3.448	13:30:00.147
5	<b>2:37.053</b>		13:32:37.200
6	<b>2:41.067</b>	+4.014	13:35:18.267

(328) MARSE VALERA, ORIOL

1	<b>2:45.823</b>	+5.599	13:21:16.065
2	<b>2:40.224</b>		13:23:56.289
3	<b>2:56.099</b>	+15.875	13:26:52.388
4	<b>2:49.874</b>	+9.650	13:29:42.262
5	<b>2:47.875</b>	+7.651	13:32:30.137
6	<b>2:52.977</b>	+12.753	13:35:23.114

(500) MORILLA SANJUAN, DANIEL

1	<b>2:52.464</b>	+7.988	13:21:26.495
2	<b>2:46.304</b>	+1.828	13:24:12.799
3	<b>2:54.525</b>	+10.049	13:27:07.324
4	<b>2:50.640</b>	+6.164	13:29:57.964
5	<b>2:44.476</b>		13:32:42.440
6	<b>2:49.991</b>	+5.515	13:35:32.431

(63) PUIG PRUJA, JORDI

1	<b>2:34.006</b>	+6.682	13:20:32.726
2	<b>2:30.328</b>	+3.004	13:23:03.054
3	<b>4:59.420</b>	+2:32.096	13:28:02.474
4	<b>2:27.324</b>		13:30:29.798
5	<b>2:32.477</b>	+5.153	13:33:02.275
6	<b>2:31.514</b>	+4.190	13:35:33.789

(73) MELGAREJO GOMEZ, ERIC

1	<b>2:56.581</b>	+25.648	13:21:31.534
2	<b>2:48.888</b>	+17.955	13:24:20.422
3	<b>2:49.833</b>	+18.900	13:27:10.255
4	<b>2:38.441</b>	+7.508	13:29:48.696
5	<b>2:30.933</b>		13:32:19.629
6	<b>3:22.828</b>	+51.895	13:35:42.457

(35) SEGU ROSA, ORIOL

1	<b>3:06.400</b>	+37.873	13:21:29.452
2	<b>2:28.527</b>		13:23:57.979
3	<b>3:17.414</b>	+48.887	13:27:15.393
4	<b>2:34.660</b>	+6.133	13:29:50.053
5	<b>2:30.311</b>	+1.784	13:32:20.364
6	<b>3:41.111</b>	+1:12.584	13:36:01.475

(222) ROJAS TRIPIANA, LLUC

1	<b>3:04.403</b>	+14.581	13:21:19.852
2	<b>3:07.297</b>	+17.475	13:24:27.149
3	<b>3:05.829</b>	+16.007	13:27:32.978
4	<b>2:49.822</b>		13:30:22.800
5	<b>3:03.700</b>	+13.878	13:33:26.500
6	<b>2:53.995</b>	+4.173	13:36:20.495

Lap	Lap Tm	Diff	Time of Day
<b>(9) FERRER ARANTES, JOSE FCO</b>			
1	<b>2:42.434</b>	+2.935	13:20:35.051
2	<b>2:39.499</b>		13:23:14.550
3	<b>7:11.439</b>	+4:31.940	13:30:25.989
4	<b>2:41.015</b>	+1.516	13:33:07.004
5	<b>3:10.358</b>	+30.859	13:36:17.362

Lap	Lap Tm	Diff	Time of Day
-----	--------	------	-------------



# Campionat de Catalunya MX - Olvan

Ordenat per la volta més ràpida

MX125 - Sots 18 4t

Circuit d'Olvan 1,650 km

Entrenaments Qualificatius

29/04/2018 10:05

Classificació (25:00 Temps) started at 10:03:14

Pos.	Núm.	Nom	Millor Tm	Dif	En volta	Club	classe
1	309	FARRES PLAZA, GUILLEM	1:54.678		4	Mc B.Bergueda	MX 125 2T
2	172	UBACH SALA, SALVADOR	1:56.239	1.561	5	Mc B.Bergueda	MX Sots 18 4T
3	16	CAÑAS APARICIO, GERVASIO	1:57.239	2.561	3	Mc. Vilobí d'Onyar	MX Sots 18 4T
4	84	TOMAS, ERICK	1:58.110	3.432	7		MX 125 2T
5	299	FONTOVA SALVIA, ALBERT	1:58.901	4.223	3	Mc. Segre	MX 125 2T
6	64	OTERO SAEZ, ROBERTO	2:00.066	5.388	7	Esc.JRB OffRoad	MX Sots 18 4T
7	20	LLEDO PARES, ARNAU	2:00.346	5.668	8	Mc Moianes	MX 125 2T
8	35	SEGU ROSA, ORIOL	2:00.480	5.802	3	MC Vilabella	MX Sots 18 4T
9	199	REDONDO CALDERON, VICTOR	2:00.834	6.156	6	Mc. Ronçana	MX Sots 18 4T
10	100	VENDRELL MARTINEZ, ENRIC	2:03.645	8.967	6	Mc St.Celoni	MX Sots 18 4T
11	169	NOYA CASANOVAS, DAVID	2:03.705	9.027	4	Mc. Segre	MX Sots 18 4T
12	23	ROJAS MOROS, PAU	2:05.111	10.433	8	Em Castellbisbal	MX 125 2T
13	21	GELI QUINTANA, PAU	2:05.232	10.554	8	Pm Figueres	MX 125 2T
14	87	QUIRANTE LORENZO, EDGAR	2:05.657	10.979	5	Pm Figueres	MX 125 2T
15	99	VIDAL MAQUEDA, JOAN	2:06.428	11.750	5	Mc Tot M.Reguers	MX 125 2T
16	50	ROSELL ROMERO, CARLES	2:07.181	12.503	8	MC 3 Turons	MX 125 2T
17	72	ROCA RIUS, ORIOL	2:08.821	14.143	4	Mc Terrassa	MX 125 2T
18	75	COMELLAS SALA, GERARD	2:09.031	14.353	6	Ausio Racing T.	MX 125 2T
19	63	PUIG PRUJA, JORDI	2:09.236	14.558	5	Mc St.Hilari	MX 125 2T
20	55	ALFONSO GONZALEZ, ALBERT	2:09.373	14.695	9	CEM Constantí	MX 125 2T
21	317	GARCIA DELGADO, GERARD	2:10.561	15.883	7	Mc St.Celoni	MX 125 2T
22	32	DOS SANTOS GIL, JOSE DANIEL	2:12.459	17.781	7	Mc Moianes	MX Sots 18 4T
23	73	MELGAREJO GOMEZ, ERIC	2:12.716	18.038	5	Amc Martorelles	MX Sots 18 4T
24	122	AHUMADA NOVA, JOSE	2:12.731	18.053	4	Mc Sitges	MX Sots 18 4T
25	17	MINAYA CASTILLO, JOEL	2:13.848	19.170	4	Esc.JRB OffRoad	MX 125 2T
26	39	GONFAUS SITJES, LLUIS	2:14.815	20.137	5	Mc B.Bergueda	MX 125 2T
27	500	MORILLA SANJUAN, DANIEL	2:16.224	21.546	6	Correcaminos Mc.	MX 125 2T
28	222	ROJAS TRIPIANA, LLUC	2:19.271	24.593	3	Mc. Segre	MX 125 2T
29	328	MARSE VALERA, ORIOL	2:20.582	25.904	8	MC Canyelles	MX 125 2T
30	9	FERRER ARANTES, JOSE FCO	2:20.612	25.934	2	Correcaminos Mc.	MX 125 2T



# Campionat de Catalunya MX - Olvan

Ordenat per la volta més ràpida

MX125 - Sots 18 4t

Circuit d'Olvan 1,650 km

Entrenaments Qualificatius

29/04/2018 10:05

Classificació (25:00 Temps) started at 10:03:14

Pos.	Núm.	Nom	Millor Tm	Dif	En volta	Club	classe
<b>MX 125 2T</b>							
1	309	FARRES PLAZA, GUILLEM	1:54.678		4	Mc B.Bergueda	MX 125 2T
2	84	TOMAS, ERICK	1:58.110	3.432	7		MX 125 2T
3	299	FONTOVA SALVIA, ALBERT	1:58.901	4.223	3	Mc. Segre	MX 125 2T
4	20	LLEDO PARES, ARNAU	2:00.346	5.668	8	Mc Moianes	MX 125 2T
5	23	ROJAS MOROS, PAU	2:05.111	10.433	8	Em Castellbisbal	MX 125 2T
6	21	GELI QUINTANA, PAU	2:05.232	10.554	8	Pm Figueres	MX 125 2T
7	87	QUIRANTE LORENZO, EDGAR	2:05.657	10.979	5	Pm Figueres	MX 125 2T
8	99	VIDAL MAQUEDA, JOAN	2:06.428	11.750	5	Mc Tot M.Reguers	MX 125 2T
9	50	ROSELL ROMERO, CARLES	2:07.181	12.503	8	MC 3 Turons	MX 125 2T
10	72	ROCA RIUS, ORIOL	2:08.821	14.143	4	Mc Terrassa	MX 125 2T
11	75	COMELLAS SALA, GERARD	2:09.031	14.353	6	Ausio Racing T.	MX 125 2T
12	63	PUIG PRUJA, JORDI	2:09.236	14.558	5	Mc St.Hilari	MX 125 2T
13	55	ALFONSO GONZALEZ, ALBERT	2:09.373	14.695	9	CEM Constantí	MX 125 2T
14	317	GARCIA DELGADO, GERARD	2:10.561	15.883	7	Mc St.Celoni	MX 125 2T
15	17	MINAYA CASTILLO, JOEL	2:13.848	19.170	4	Esc.JRB OffRoad	MX 125 2T
16	39	GONFAUS SITJES, LLUIS	2:14.815	20.137	5	Mc B.Bergueda	MX 125 2T
17	500	MORILLA SANJUAN, DANIEL	2:16.224	21.546	6	Correcaminos Mc.	MX 125 2T
18	222	ROJAS TRIPIANA, LLUC	2:19.271	24.593	3	Mc. Segre	MX 125 2T
19	328	MARSE VALERA, ORIOL	2:20.582	25.904	8	MC Canyelles	MX 125 2T
20	9	FERRER ARANTES, JOSE FCO	2:20.612	25.934	2	Correcaminos Mc.	MX 125 2T

## MX Sots 18 4T

1	172	UBACH SALA, SALVADOR	1:56.239		5	Mc B.Bergueda	MX Sots 18 4T
2	16	CAÑAS APARICIO, GERVASIO	1:57.239	1.000	3	Mc. Vilobí d'Onyar	MX Sots 18 4T
3	64	OTERO SAEZ, ROBERTO	2:00.066	3.827	7	Esc.JRB OffRoad	MX Sots 18 4T
4	35	SEGU ROSA, ORIOL	2:00.480	4.241	3	MC Vilabella	MX Sots 18 4T
5	199	REDONDO CALDERON, VICTOR	2:00.834	4.595	6	Mc. Ronçana	MX Sots 18 4T
6	100	VENDRELL MARTINEZ, ENRIC	2:03.645	7.406	6	Mc St.Celoni	MX Sots 18 4T
7	169	NOYA CASANOVAS, DAVID	2:03.705	7.466	4	Mc. Segre	MX Sots 18 4T
8	32	DOS SANTOS GIL, JOSE DANIEL	2:12.459	16.220	7	Mc Moianes	MX Sots 18 4T
9	73	MELGAREJO GOMEZ, ERIC	2:12.716	16.477	5	Amc Martorelles	MX Sots 18 4T
10	122	AHUMADA NOVA, JOSE	2:12.731	16.492	4	Mc Sitges	MX Sots 18 4T



# Campionat de Catalunya MX - Olvan

MX125 - Sots 18 4t

Circuit d'Olvan 1,650 km

Entrenaments Qualificatius

29/04/2018 10:05

Classificació (25:00 Temps) started at 10:03:14

Lap	Lap Tm	Diff	Time of Day
<b>(309) FARRÉS PLAZA, GUILLEM</b>			
1	2:35.580	+40.902	10:08:14.355
2	1:56.989	+2.311	10:10:11.344
3	2:13.867	+19.189	10:12:25.211
4	1:54.678		10:14:19.889
5	2:32.879	+38.201	10:16:52.768
6	1:55.712	+1.034	10:18:48.480
7	2:24.692	+30.014	10:21:13.172
8	2:15.856	+21.178	10:23:29.028
9	1:56.787	+2.109	10:25:25.815
10	2:36.845	+42.167	10:28:02.660

Lap	Lap Tm	Diff	Time of Day
<b>(172) UBACH SALA, SALVADOR</b>			
1	1:59.814	+3.575	10:07:25.728
2	2:13.045	+16.806	10:09:38.773
3	1:57.520	+1.281	10:11:36.293
4	2:18.048	+21.809	10:13:54.341
5	1:56.239		10:15:50.580
6	4:33.244	+2:37.005	10:20:23.824
7	2:16.947	+20.708	10:22:40.771
8	1:57.042	+0.803	10:24:37.813
9	3:13.035	+1:16.796	10:27:50.848
10	2:25.725	+29.486	10:30:16.573

Lap	Lap Tm	Diff	Time of Day
<b>(16) CAÑAS APARICIO, GERVASIO</b>			
1	1:59.698	+2.459	10:07:30.572
2	1:58.090	+0.851	10:09:28.662
3	1:57.239		10:11:25.901
4	10:38.573	+8:41.334	10:22:04.474
5	2:52.057	+54.818	10:24:56.531
6	1:57.308	+0.069	10:26:53.839
7	2:20.370	+23.131	10:29:14.209

Lap	Lap Tm	Diff	Time of Day
<b>(84) TOMAS, ERICK</b>			
1	2:01.700	+3.590	10:07:24.422
2	2:09.046	+10.936	10:09:33.468
3	1:59.973	+1.863	10:11:33.441
4	2:33.517	+35.407	10:14:06.958
5	1:59.521	+1.411	10:16:06.479
6	2:07.449	+9.339	10:18:13.928
7	1:58.110		10:20:12.038
8	2:14.289	+16.179	10:22:26.327
9	1:59.084	+0.974	10:24:25.411
10	2:00.281	+2.171	10:26:25.692
11	2:06.548	+8.438	10:28:32.240

Lap	Lap Tm	Diff	Time of Day
<b>(299) FONTOVA SALVIA, ALBERT</b>			
1	2:00.667	+1.766	10:07:28.204
2	2:12.770	+13.869	10:09:40.974
3	1:58.901		10:11:39.875
4	2:15.697	+16.796	10:13:55.572
5	4:08.432	+2:09.531	10:18:04.004
6	1:59.814	+0.913	10:20:03.818
7	1:59.592	+0.691	10:22:03.410
8	2:33.268	+34.367	10:24:36.678
9	2:00.339	+1.438	10:26:37.017
10	2:38.449	+39.548	10:29:15.466

Lap	Lap Tm	Diff	Time of Day
<b>(64) OTERO SAEZ, ROBERTO</b>			
1	2:06.376	+6.310	10:08:03.397
2	2:34.962	+34.896	10:10:38.359
3	2:03.059	+2.993	10:12:41.418
4	2:02.560	+2.494	10:14:43.978
5	2:01.534	+1.468	10:16:45.512
6	2:31.936	+31.870	10:19:17.448

Lap	Lap Tm	Diff	Time of Day
7	2:00.066		10:21:17.514
8	2:00.977	+0.911	10:23:18.491
9	4:39.731	+2:39.665	10:27:58.222
10	2:03.100	+3.034	10:30:01.322

Lap	Lap Tm	Diff	Time of Day
<b>(20) LLEDO PARES, ARNAU</b>			
1	2:14.808	+14.462	10:08:06.024
2	2:02.771	+2.425	10:10:08.795
3	2:01.105	+0.759	10:12:09.900
4	3:08.786	+1:08.440	10:15:18.686
5	2:02.837	+2.491	10:17:21.523
6	2:03.182	+2.836	10:19:24.705
7	2:21.076	+20.730	10:21:45.781
8	2:00.346		10:23:46.127
9	2:28.138	+27.792	10:26:14.265
10	2:10.512	+10.166	10:28:24.777

Lap	Lap Tm	Diff	Time of Day
<b>(35) SEGU ROSA, ORIOL</b>			
1	2:04.651	+4.171	10:07:45.132
2	2:10.462	+9.982	10:09:55.594
3	2:00.480		10:11:56.074
4	2:13.781	+13.301	10:14:09.855
5	2:07.833	+7.353	10:16:17.688
6	2:04.467	+3.987	10:18:22.155
7	3:17.994	+1:17.514	10:21:40.149
8	2:13.690	+13.210	10:23:53.839
9	2:02.556	+2.076	10:25:56.395
10	2:02.926	+2.446	10:27:59.321
11	2:22.020	+21.540	10:30:21.341

Lap	Lap Tm	Diff	Time of Day
<b>(199) REDONDO CALDERON, VICTOR</b>			
1	2:07.201	+6.367	10:08:00.251
2	2:02.101	+1.267	10:10:02.352
3	3:56.301	+1:55.467	10:13:58.653
4	2:01.647	+0.813	10:16:00.300
5	2:14.348	+13.514	10:18:14.648
6	2:00.834		10:20:15.482
7	2:12.395	+11.561	10:22:27.877
8	2:01.787	+0.953	10:24:29.664
9	2:51.143	+50.309	10:27:20.807
10	2:12.564	+11.730	10:29:33.371

Lap	Lap Tm	Diff	Time of Day
<b>(100) VENDRELL MARTINEZ, ENRIC</b>			
1	2:14.551	+10.906	10:08:01.904
2	2:17.542	+13.897	10:10:19.446
3	2:14.015	+10.370	10:12:33.461
4	2:07.670	+4.025	10:14:41.131
5	2:21.626	+17.981	10:17:02.757
6	2:03.645		10:19:06.402
7	3:35.294	+1:31.649	10:22:41.696
8	2:22.373	+18.728	10:25:04.069
9	2:08.544	+4.899	10:27:12.613
10	2:46.751	+43.106	10:29:59.364

Lap	Lap Tm	Diff	Time of Day
<b>(169) NOYA CASANOVAS, DAVID</b>			
1	2:08.213	+4.508	10:07:53.614
2	2:04.853	+1.148	10:09:58.467
3	2:28.517	+24.812	10:12:26.984
4	2:03.705		10:14:30.689
5	2:46.289	+42.584	10:17:16.978
6	2:04.668	+0.963	10:19:21.646
7	4:08.308	+2:04.603	10:23:29.954
8	2:04.286	+0.581	10:25:34.240
9	2:37.904	+34.199	10:28:12.144

Lap	Lap Tm	Diff	Time of Day
<b>(23) ROJAS MOROS, PAU</b>			

Lap	Lap Tm	Diff	Time of Day
1	2:13.433	+8.322	10:08:14.852
2	2:06.117	+1.006	10:10:20.969
3	2:07.190	+2.079	10:12:28.159
4	2:58.011	+52.900	10:15:26.170
5	2:05.176	+0.065	10:17:31.346
6	2:07.612	+2.501	10:19:38.958
7	4:18.342	+2:13.231	10:23:57.300
8	2:05.111		10:26:02.411
9	2:52.576	+47.465	10:28:54.987

Lap	Lap Tm	Diff	Time of Day
<b>(21) GELI QUINTANA, PAU</b>			
1	2:14.797	+9.565	10:08:17.028
2	2:10.221	+4.989	10:10:27.249
3	2:09.085	+3.853	10:12:36.334
4	2:09.334	+4.102	10:14:45.668
5	2:08.092	+2.860	10:16:53.760
6	5:38.407	+3:33.175	10:22:32.167
7	2:12.206	+6.974	10:24:44.373
8	2:05.232		10:26:49.605
9	2:32.490	+27.258	10:29:22.095

Lap	Lap Tm	Diff	Time of Day
<b>(87) QUIRANTE LORENZO, EDGAR</b>			
1	2:16.516	+10.859	10:08:20.917
2	2:11.822	+6.165	10:10:32.739
3	2:07.906	+2.249	10:12:40.645
4	2:07.901	+2.244	10:14:48.546
5	2:05.657		10:16:54.203
6	5:39.520	+3:33.863	10:22:33.723
7	2:11.617	+5.960	10:24:45.340
8	2:06.568	+0.911	10:26:51.908
9	3:06.729	+1:01.072	10:29:58.637

Lap	Lap Tm	Diff	Time of Day
<b>(99) VIDAL MAQUEDA, JOAN</b>			
1	2:13.469	+7.041	10:08:19.247
2	2:10.856	+4.428	10:10:30.103
3	2:17.136	+10.708	10:12:47.239
4	2:14.937	+8.509	10:15:02.176
5	2:06.428		10:17:08.604
6	4:45.554	+2:39.126	10:21:54.158
7	2:23.233	+16.805	10:24:17.391
8	2:08.295	+1.867	10:26:25.686
9	2:41.151	+34.723	10:29:06.837

Lap	Lap Tm	Diff	Time of Day
<b>(50) ROSELL ROMERO, CARLES</b>			
1	2:17.010	+9.829	10:08:15.715
2	2:08.925	+1.744	10:10:24.640
3	2:24.366	+17.185	10:12:49.006
4	2:16.043	+8.862	10:15:05.049
5	3:35.103	+1:27.922	10:18:40.152
6	2:13.830	+6.649	10:20:53.982
7	2:09.255	+2.074	10:23:03.237
8	2:07.181		10:25:10.418
9	2:19.075	+11.894	10:27:29.493
10	2:32.608	+25.427	10:30:02.101

Lap	Lap Tm	Diff	Time of Day
<b>(72) ROCA RIUS, ORIOL</b>			
1	2:13.323	+4.502	10:07:56.589
2	2:11.577	+2.756	10:10:08.166
3	2:21.711	+12.890	10:12:29.877
4	2:08.821		10:14:38.698
5	2:27.375	+18.554	10:17:06.073
6	4:56.385	+2:47.564	10:22:02.458
7	2:09.992	+1.171	10:24:12.450
8	2:10.261	+1.440	10:26:22.711
9	4:34.095	+2:25.274	10:30:56.806

Cap de cronometratge / Director de Cursa / President del Jurat

Orbits



# Campionat de Catalunya MX - Olvan

MX125 - Sots 18 4t

Circuit d'Olvan 1,650 km

Entrenaments Qualificatiu

29/04/2018 10:05

Classificació (25:00 Temps) started at 10:03:14

Lap	Lap Tm	Diff	Time of Day
<b>(75) COMELLAS SALA, GERARD</b>			
1	2:20.357	+11.326	10:08:16.112
2	2:13.420	+4.389	10:10:29.532
3	2:09.779	+0.748	10:12:39.311
4	2:28.846	+19.815	10:15:08.157
5	2:10.882	+1.851	10:17:19.039
6	2:09.031		10:19:28.070
7	2:09.277	+0.246	10:21:37.347
8	3:54.285	+1:45.254	10:25:31.632
9	2:09.346	+0.315	10:27:40.978
10	2:21.238	+12.207	10:30:02.216

Lap	Lap Tm	Diff	Time of Day
<b>(63) PUIG PRUJA, JORDI</b>			
1	2:22.398	+13.162	10:08:38.829
2	2:23.187	+13.951	10:11:02.016
3	2:46.290	+37.054	10:13:48.306
4	2:09.747	+0.511	10:15:58.053
5	2:09.236		10:18:07.289
6	5:37.118	+3:27.882	10:23:44.407
7	2:32.588	+23.352	10:26:16.995
8	2:12.852	+3.616	10:28:29.847

Lap	Lap Tm	Diff	Time of Day
<b>(55) ALFONSO GONZALEZ, ALBERT</b>			
1	2:16.388	+7.015	10:08:20.267
2	2:14.237	+4.864	10:10:34.504
3	2:11.159	+1.786	10:12:45.663
4	2:12.732	+3.359	10:14:58.395
5	2:23.734	+14.361	10:17:22.129
6	2:14.084	+4.711	10:19:36.213
7	2:12.206	+2.833	10:21:48.419
8	3:11.181	+1:01.808	10:24:59.600
9	2:09.373		10:27:08.973
10	2:12.203	+2.830	10:29:21.176

Lap	Lap Tm	Diff	Time of Day
<b>(317) GARCIA DELGADO, GERARD</b>			
1	2:20.099	+9.538	10:08:28.177
2	2:12.894	+2.333	10:10:41.071
3	2:12.334	+1.773	10:12:53.405
4	3:14.493	+1:03.932	10:16:07.898
5	2:17.313	+6.752	10:18:25.211
6	2:16.968	+6.407	10:20:42.179
7	2:10.561		10:22:52.740
8	3:29.466	+1:18.905	10:26:22.206
9	2:28.655	+18.094	10:28:50.861

Lap	Lap Tm	Diff	Time of Day
<b>(32) DOS SANTOS GIL, JOSE DANIEL</b>			
1	2:18.916	+6.457	10:08:16.404
2	2:22.591	+10.132	10:10:38.995
3	2:13.520	+1.061	10:12:52.515
4	2:16.023	+3.564	10:15:08.538
5	2:18.069	+5.610	10:17:26.607
6	2:17.834	+5.375	10:19:44.441
7	2:12.459		10:21:56.900
8	2:14.889	+2.430	10:24:11.789
9	2:13.242	+0.783	10:26:25.031
10	2:21.918	+9.459	10:28:46.949

Lap	Lap Tm	Diff	Time of Day
<b>(73) MELGAREJO GOMEZ, ERIC</b>			
1	2:15.285	+2.569	10:08:42.757
2	4:08.004	+1:55.288	10:12:50.761
3	2:16.111	+3.395	10:15:06.872
4	2:13.776	+1.060	10:17:20.648
5	2:12.716		10:19:33.364
6	4:08.657	+1:55.941	10:23:42.021
7	2:51.639	+38.923	10:26:33.660
8	2:27.138	+14.422	10:29:00.798

Lap	Lap Tm	Diff	Time of Day
<b>(122) AHUMADA NOVA, JOSE</b>			
1	2:16.829	+4.098	10:08:34.928
2	2:16.716	+3.985	10:10:51.644
3	5:28.762	+3:16.031	10:16:20.406
4	2:12.731		10:18:33.137
5	2:13.465	+0.734	10:20:46.602
6	5:18.813	+3:06.082	10:26:05.415
7	2:13.888	+1.157	10:28:19.303

Lap	Lap Tm	Diff	Time of Day
<b>(17) MINAYA CASTILLO, JOEL</b>			
1	2:15.166	+1.318	10:08:36.922
2	2:19.331	+5.483	10:10:56.253
3	2:16.927	+3.079	10:13:13.180
4	2:13.848		10:15:27.028
5	2:15.073	+1.225	10:17:42.101
6	6:46.411	+4:32.563	10:24:28.512
7	3:04.447	+50.599	10:27:32.959
8	2:17.162	+3.314	10:29:50.121

Lap	Lap Tm	Diff	Time of Day
<b>(39) GONFAUS SITJES, LLUIS</b>			
1	2:18.205	+3.390	10:08:40.987
2	2:17.989	+3.174	10:10:58.976
3	2:18.153	+3.338	10:13:17.129
4	2:14.904	+0.089	10:15:32.033
5	2:14.815		10:17:46.848
6	2:22.169	+7.354	10:20:09.017
7	2:34.627	+19.812	10:22:43.644
8	2:17.494	+2.679	10:25:01.138
9	2:30.955	+16.140	10:27:32.093
10	2:21.798	+6.983	10:29:53.891

Lap	Lap Tm	Diff	Time of Day
<b>(500) MORILLA SANJUAN, DANIEL</b>			
1	2:18.814	+2.590	10:08:29.375
2	2:16.999	+0.775	10:10:46.374
3	2:41.536	+25.312	10:13:27.910
4	5:41.395	+3:25.171	10:19:09.305
5	2:18.555	+2.331	10:21:27.860
6	2:16.224		10:23:44.084
7	5:28.733	+3:12.509	10:29:12.817

Lap	Lap Tm	Diff	Time of Day
<b>(222) ROJAS TRIPIANA, LLUC</b>			
1	2:21.044	+1.773	10:08:51.457
2	2:19.368	+0.097	10:11:10.825
3	2:19.271		10:13:30.096
4	2:24.774	+5.503	10:15:54.870
5	2:24.812	+5.541	10:18:19.682
6	2:29.130	+9.859	10:20:48.812
7	7:37.910	+5:18.639	10:28:26.722

Lap	Lap Tm	Diff	Time of Day
<b>(328) MARSE VALERA, ORIOL</b>			
1	2:20.654	+0.072	10:08:32.776
2	2:21.344	+0.762	10:10:54.120
3	2:20.622	+0.040	10:13:14.742
4	2:35.280	+14.698	10:15:50.022
5	2:26.429	+5.847	10:18:16.451
6	2:21.489	+0.907	10:20:37.940
7	4:01.657	+1:41.075	10:24:39.597
8	2:20.582		10:27:00.179
9	2:25.617	+5.035	10:29:25.796

Lap	Lap Tm	Diff	Time of Day
<b>(9) FERRER ARANTES, JOSE FCO</b>			
1	2:20.676	+0.064	10:08:34.142
2	2:20.612		10:10:54.754
3	2:26.858	+6.246	10:13:21.612
4	2:30.710	+10.098	10:15:52.322

