

## Trofeu Català de Quads - Bàscara

Q1-Q2

Circuit de Bàscara 2,000 km

Classificació Final

Pos.	Núm.	Cognoms i Nom	Llicència	Club	R1.	R2.	Total Punts
<b>Q1</b>							
1	94	VILA VAQUES, DANIEL	134369-B	Mc Igualada	25	25	50
2	47	TORRES SOLER, ANTHONY	136057-GI	Esc. La Selva	22	22	44
3	4	PUIGDEVALL MAJO, EDUARD	136806-B	Pm Figueres	18	20	38
4	13	DIAZ GOMEZ, KILLIAN	135617-B	Mc P.Mafumet	20	18	38
<b>Q2</b>							
1	90	GAJON GARCIA, MARIO	53175-Z	Mc. Zuera	25	25	50
2	8	ESPEJO REVES, ALEX	136140-L	Terré Almenar	22	20	42
3	57	CASANOVA TALLADA, GERARD	135699-B	Mc Foc i Fuegu	20	22	42
4	33	BOVE PERUCHO, ALEX	134801-B	Mc Tona	18	18	36
5	37	POYATOS MOLINA, ISAAC	135615-T	Mc P.Mafumet	16	16	32
6	76	SORTS ESCARRABILL, FRANCESC	134727-B	Mc Tona	14	15	29
7	44	BUJARALOEZ PORTOLES, RUBEN	136063-B	Terré Almenar	15	0	15

Abreujat Nom

Abreujat Nom

R1. Q1-Q2 - Carrera - Primera Màniga

R2. Q1-Q2 - Carrera - Segona Màniga

Cap de cronometratge / Director de Cursa / President del Jurat


Orbits

**Trofeu Català de Quads - Bàscara**
**classificat per voltes**

 Q1-Q2 Circuit de Bàscara 2,000 km

 Carrera - Primera Màniga 19/11/2017 11:00

Cursa (45:00 Temps) started at 10:55:08



Pos.	Núm.	Pilot	Voltes	Total Ts	Dif	Millor Tm	Volta	Categoria	Punts
1	94	VILA VAQUES, DANIEL	32	45:15.828		1:20.377	16	Q1	25
2	47	TORRES SOLER, ANTHONY	32	46:14.504	58.676	1:21.245	14	Q1	22
3	13	DIAZ GOMEZ, KILLIAN	31	45:56.038	1 Volta	1:21.265	22	Q1	20
4	90	GAJON GARCIA, MARIO	31	46:17.603	1 Volta	1:24.834	2	Q2	25
5	8	ESPEJO REVES, ALEX	30	45:28.160	2 Voltes	1:26.034	22	Q2	22
6	57	CASANOVA TALLADA, GERARD	30	45:44.642	2 Voltes	1:25.900	15	Q2	20
7	33	BOVE PERUCHO, ALEX	30	46:04.685	2 Voltes	1:20.421	13	Q2	18
8	37	POYATOS MOLINA, ISAAC	30	46:45.936	2 Voltes	1:27.435	10	Q2	16
9	4	PUIGDEVALL MAJO, EDUARD	29	45:25.341	3 Voltes	1:28.423	5	Q1	18
10	44	BUJARALAZ PORTOLES, RUBEN	29	45:31.063	3 Voltes	1:29.159	12	Q2	15
11	76	SORTS ESCARRABILL, FRANCESC	29	46:47.908	3 Voltes	1:31.755	2	Q2	14

Cap de cronometratge / Director de Cursa / President del Jurat

Orbits

# Trofeu Català de Quads - Bàscara

classificat per voltes

Q1-Q2 Circuit de Bàscara 2,000 km

Carrera - Primera Màniga 19/11/2017 11:00

Cursa (45:00 Temps) started at 10:55:08

Pos.	Núm.	Pilot	Voltes	Total Ts	Dif	Millor Tm	Volta	Categoria	Punts
------	------	-------	--------	----------	-----	-----------	-------	-----------	-------

## Q1

1	94	VILA VAQUES, DANIEL	32	45:15.828		1:20.377	16	Q1	25
2	47	TORRES SOLER, ANTHONY	32	46:14.504	58.676	1:21.245	14	Q1	22
3	13	DIAZ GOMEZ, KILLIAN	31	45:56.038	1 Volta	1:21.265	22	Q1	20
4	4	PUIGDEVALL MAJO, EDUARD	29	45:25.341	3 Voltes	1:28.423	5	Q1	18

## Q2

1	90	GAJON GARCIA, MARIO	31	46:17.603		1:24.834	2	Q2	25
2	8	ESPEJO REVES, ALEX	30	45:28.160	1 Volta	1:26.034	22	Q2	22
3	57	CASANOVA TALLADA, GERARD	30	45:44.642	1 Volta	1:25.900	15	Q2	20
4	33	BOVE PERUCHO, ALEX	30	46:04.685	1 Volta	1:20.421	13	Q2	18
5	37	POYATOS MOLINA, ISAAC	30	46:45.936	1 Volta	1:27.435	10	Q2	16
6	44	BUJARALAZ PORTOLES, RUBEN	29	45:31.063	2 Voltes	1:29.159	12	Q2	15
7	76	SORTS ESCARRABILL, FRANCESC	29	46:47.908	2 Voltes	1:31.755	2	Q2	14

# Trofeu Català de Quads - Bàscara

Volta a volta


Q1-Q2

Circuit de Bàscara 2,000 km

Carrera - Primera Màniga

19/11/2017 11:00

Cursa (45:00 Temps) started at 10:55:08



**Competidors**

**Voltes**

	0	1	2	3	4	5	6	7	8	9	10	11	12	13	14	15	16	17	18	19	20	21	22	
VILA VAQUES, DANIEL (94)	1	94	94	94	94	94	94	94	94	94	94	94	94	94	94	94	94	94	94	94	94	94	94	94
DIAZ GOMEZ, KILLIAN (13)	2	13	13	13	47	47	47	47	47	47	47	47	47	47	47	47	47	47	47	47	47	47	47	47
TORRES SOLER, ANTHONY (47)	3	47	47	47	13	13	13	13	13	13	13	13	13	13	13	13	13	13	13	13	13	13	13	13
GAJON GARCIA, MARIO (90)	4	90	90	90	90	90	90	90	90	90	90	90	90	90	90	90	90	90	90	90	90	90	90	90
POYATOS MOLINA, ISAAC (37)	5	37	37	37	37	37	37	37	37	37	37	37	57	8	8	8	8	8	8	8	8	8	8	8
ESPEJO REVES, ALEX (8)	6	8	57	57	57	57	57	57	57	57	57	57	8	37	33	57	57	57	57	57	57	57	57	57
BOVE PERUCHO, ALEX (33)	7	33	8	8	8	8	8	8	8	8	8	8	37	57	57	33	33	33	33	33	33	33	33	33
CASANOVA TALLADA, GERARD (57)	8	57	33	33	33	33	33	33	33	33	33	33	33	37	37	37	37	37	37	37	37	37	37	37
SORTS ESCARRABILL, FRANCESC (76)	9	76	76	76	4	4	4	4	4	4	4	4	4	4	4	4	4	4	4	4	4	4	4	4
BUJARALAZ PORTOLES, RUBEN (44)	10	44	44	4	44	44	44	44	44	44	44	44	44	44	44	44	44	44	44	44	44	44	44	44
PUIGDEVALL MAJO, EDUARD (4)	11	4	4	44	76	76	76	76	76	76	76	76	76	76	76	76	76	76	76	76	76	76	76	76

# Trofeu Català de Quads - Bàscara

Volta a volta


Q1-Q2

Circuit de Bàscara 2,000 km

Carrera - Primera Màniga

19/11/2017 11:00

Cursa (45:00 Temps) started at 10:55:08



**Competidors**

**Voltes**

	23	24	25	26	27	28	29	30	31	32
VILA VAQUES, DANIEL (94)	1	94	94	94	94	94	94	94	94	94
DIAZ GOMEZ, KILLIAN (13)	2	47	47	47	47	47	47	47	47	47
TORRES SOLER, ANTHONY (47)	3	13	13	13	13	13	13	13	13	13
GAJON GARCIA, MARIO (90)	4	90	90	90	90	90	90	90	90	90
POYATOS MOLINA, ISAAC (37)	5	8	8	8	8	8	8	8	8	8
ESPEJO REVES, ALEX (8)	6	57	57	57	57	57	57	57	57	57
BOVE PERUCHO, ALEX (33)	7	33	33	33	33	33	33	33	33	33
CASANOVA TALLADA, GERARD (57)	8	37	37	37	37	37	37	37	37	37
SORTS ESCARRABILL, FRANCESC (76)	9	4	4	4	4	4	4	4	4	4
BUJARALAZ PORTOLES, RUBEN (44)	10	44	44	44	44	44	44	44	44	44
PUIGDEVALL MAJO, EDUARD (4)	11	76	76	76	76	76	76	76	76	76

# Trofeu Català de Quads - Bàscara

Q1-Q2

Circuit de Bàscara 2,000 km

Carrera - Primera Màniga

19/11/2017 11:00

Cursa (45:00 Temps) started at 10:55:08

Lap	Lap Tm	Diff	Time of Day
(94) VILA VAQUES, DANIEL			
1	1:22.292	+1.915	10:57:49.500
2	1:21.596	+1.219	10:59:11.096
3	1:21.901	+1.524	11:00:32.997
4	1:23.030	+2.653	11:01:56.027
5	1:21.616	+1.239	11:03:17.643
6	1:22.161	+1.784	11:04:39.804
7	1:21.879	+1.502	11:06:01.683
8	1:22.097	+1.720	11:07:23.780
9	1:23.645	+3.268	11:08:47.425
10	1:21.809	+1.432	11:10:09.234
11	1:21.612	+1.235	11:11:30.846
12	1:21.703	+1.326	11:12:52.549
13	1:25.845	+5.468	11:14:18.394
14	1:22.704	+2.327	11:15:41.098
15	1:20.767	+0.390	11:17:01.865
16	1:20.377		11:18:22.242
17	1:20.999	+0.622	11:19:43.241
18	1:21.400	+1.023	11:21:04.641
19	1:21.855	+1.478	11:22:26.496
20	1:21.538	+1.161	11:23:48.034
21	1:22.710	+2.333	11:25:10.744
22	1:22.021	+1.644	11:26:32.765
23	1:22.014	+1.637	11:27:54.779
24	1:22.165	+1.788	11:29:16.944
25	1:22.283	+1.906	11:30:39.227
26	1:22.843	+2.466	11:32:02.070
27	1:21.741	+1.364	11:33:23.811
28	1:24.377	+4.000	11:34:48.188
29	1:24.085	+3.708	11:36:12.273
30	1:24.962	+4.585	11:37:37.235
31	1:23.867	+3.490	11:39:01.102
32	1:23.253	+2.876	11:40:24.355

Lap	Lap Tm	Diff	Time of Day
(47) TORRES SOLER, ANTHONY			
1	1:24.358	+3.113	10:57:55.003
2	1:24.268	+3.023	10:59:19.271
3	1:23.873	+2.628	11:00:43.144
4	1:24.044	+2.799	11:02:07.188
5	1:24.043	+2.798	11:03:31.231
6	1:23.136	+1.891	11:04:54.367
7	1:23.355	+2.110	11:06:17.722
8	1:22.938	+1.693	11:07:40.660
9	1:22.943	+1.698	11:09:03.603
10	1:22.746	+1.501	11:10:26.349
11	1:22.540	+1.295	11:11:48.889
12	1:22.039	+0.794	11:13:10.928
13	1:22.023	+0.778	11:14:32.951
14	1:21.245		11:15:54.196
15	1:23.349	+2.104	11:17:17.545
16	1:23.318	+1.073	11:18:39.863
17	1:23.833	+2.588	11:20:03.696
18	1:22.997	+1.752	11:21:26.693
19	1:22.128	+0.883	11:22:48.821
20	1:22.461	+1.216	11:24:11.282
21	1:22.105	+0.860	11:25:33.387
22	1:23.549	+2.304	11:26:56.936
23	1:22.513	+1.268	11:28:19.449
24	1:22.745	+1.500	11:29:42.194
25	1:23.301	+2.056	11:31:05.495
26	1:25.426	+4.181	11:32:30.921
27	1:25.713	+4.468	11:33:56.634
28	1:27.266	+6.021	11:35:23.900
29	1:29.504	+8.259	11:36:53.404
30	1:30.175	+8.930	11:38:23.579

Lap	Lap Tm	Diff	Time of Day
31	1:29.471	+8.226	11:39:53.050
32	1:29.981	+8.736	11:41:23.031
(13) DIAZ GOMEZ, KILLIAN			
1	1:24.348	+3.083	10:57:54.412
2	1:24.491	+3.226	10:59:18.903
3	1:28.836	+7.571	11:00:47.739
4	1:23.919	+2.654	11:02:11.658
5	1:23.521	+2.256	11:03:35.179
6	1:23.344	+2.079	11:04:58.523
7	1:22.812	+1.547	11:06:21.335
8	1:22.599	+1.334	11:07:43.934
9	1:22.478	+1.213	11:09:06.412
10	1:22.378	+1.113	11:10:28.790
11	1:22.129	+0.864	11:11:50.919
12	1:22.420	+1.155	11:13:13.339
13	1:21.716	+0.451	11:14:35.055
14	1:22.195	+0.930	11:15:57.250
15	1:23.741	+2.476	11:17:20.991
16	1:22.571	+1.306	11:18:43.562
17	1:23.696	+2.431	11:20:07.258
18	1:24.981	+3.716	11:21:32.239
19	1:22.438	+1.173	11:22:54.677
20	1:21.441	+0.176	11:24:16.118
21	1:21.447	+0.182	11:25:37.565
22	1:21.265		11:26:58.830
23	1:21.749	+0.484	11:28:20.579
24	1:21.894	+0.629	11:29:42.473
25	2:15.830	+54.565	11:31:58.303
26	1:30.177	+8.912	11:33:28.480
27	1:29.421	+8.156	11:34:57.901
28	1:29.184	+7.919	11:36:27.085
29	1:29.706	+8.441	11:37:56.791
30	1:32.893	+11.628	11:39:29.684
31	1:34.881	+13.616	11:41:04.565

Lap	Lap Tm	Diff	Time of Day
(90) GAJON GARCIA, MARIO			
1	1:25.687	+0.853	10:57:59.715
2	1:24.834		10:59:24.549
3	1:26.236	+1.402	11:00:50.785
4	1:25.717	+0.883	11:02:16.502
5	1:25.370	+0.536	11:03:41.872
6	1:26.541	+1.707	11:05:08.413
7	1:25.634	+0.800	11:06:34.047
8	1:26.704	+1.870	11:08:00.751
9	1:25.917	+1.083	11:09:26.668
10	1:26.442	+1.608	11:10:53.110
11	1:25.941	+1.107	11:12:19.051
12	1:27.057	+2.223	11:13:46.108
13	1:26.192	+1.358	11:15:12.300
14	1:25.636	+0.802	11:16:37.936
15	1:25.174	+0.340	11:18:03.110
16	1:26.221	+1.387	11:19:29.331
17	1:26.333	+1.499	11:20:55.664
18	1:26.736	+1.902	11:22:22.400
19	1:27.982	+3.148	11:23:50.382
20	1:28.144	+3.310	11:25:18.526
21	1:26.851	+2.017	11:26:45.377
22	1:27.434	+2.600	11:28:12.811
23	1:26.043	+1.209	11:29:38.854
24	1:29.794	+4.960	11:31:08.648
25	1:28.317	+3.483	11:32:36.965
26	1:28.122	+3.288	11:34:05.087
27	1:27.024	+2.190	11:35:32.111
28	1:28.288	+3.454	11:37:00.399
29	1:27.126	+2.292	11:38:27.525

Lap	Lap Tm	Diff	Time of Day
30	1:28.891	+4.057	11:39:56.416
31	1:29.714	+4.880	11:41:26.130
(8) ESPEJO REVES, ALEX			
1	1:30.377	+4.343	10:58:06.755
2	1:28.786	+2.752	10:59:35.541
3	1:28.269	+2.235	11:01:03.810
4	1:28.119	+2.085	11:02:31.929
5	1:28.004	+1.970	11:03:59.933
6	1:28.314	+2.280	11:05:28.247
7	1:28.824	+2.790	11:06:57.071
8	1:27.949	+1.915	11:08:25.020
9	1:27.324	+1.290	11:09:52.344
10	1:27.427	+1.393	11:11:19.771
11	1:27.775	+1.741	11:12:47.546
12	1:27.762	+1.728	11:14:15.308
13	1:28.231	+2.197	11:15:43.539
14	1:26.533	+0.499	11:17:10.072
15	1:26.390	+0.356	11:18:36.462
16	1:26.395	+0.361	11:20:02.857
17	1:26.932	+0.898	11:21:29.789
18	1:28.215	+2.181	11:22:58.004
19	1:26.665	+0.631	11:24:24.669
20	1:26.562	+0.528	11:25:51.231
21	1:26.777	+0.743	11:27:18.008
22	1:26.034		11:28:44.042
23	1:27.014	+0.980	11:30:11.056
24	1:28.090	+2.056	11:31:39.146
25	1:27.856	+1.822	11:33:07.002
26	1:28.693	+2.659	11:34:35.695
27	1:29.802	+3.768	11:36:05.497
28	1:29.777	+3.743	11:37:35.274
29	1:30.433	+4.399	11:39:05.707
30	1:30.980	+4.946	11:40:36.687

Lap	Lap Tm	Diff	Time of Day
(57) CASANOVA TALLADA, GERARD			
1	1:28.751	+2.851	10:58:05.493
2	1:29.087	+3.187	10:59:34.580
3	1:28.495	+2.595	11:01:03.075
4	1:28.108	+2.208	11:02:31.183
5	1:28.156	+2.256	11:03:59.339
6	1:28.078	+2.178	11:05:27.417
7	1:28.847	+2.947	11:06:56.264
8	1:27.914	+2.014	11:08:24.178
9	1:27.617	+1.717	11:09:51.795
10	1:27.188	+1.288	11:11:18.983
11	1:27.534	+1.634	11:12:46.517
12	1:33.713	+7.813	11:14:20.230
13	1:26.526	+0.626	11:15:46.756
14	1:26.710	+0.810	11:17:13.466
15	1:25.900		11:18:39.366
16	1:27.325	+1.425	11:20:06.691
17	1:29.262	+3.362	11:21:35.953
18	1:26.995	+1.095	11:23:02.948
19	1:27.245	+1.345	11:24:30.193
20	1:26.824	+0.924	11:25:57.017
21	1:27.010	+1.110	11:27:24.027
22	1:27.498	+1.598	11:28:51.525
23	1:28.585	+2.958	11:30:20.383
24	1:30.336	+4.436	11:31:50.719
25	1:29.962	+4.062	11:33:20.681
26	1:31.311	+5.411	11:34:51.992
27	1:29.814	+3.914	11:36:21.806
28	1:30.272	+4.372	11:37:52.078
29	1:30.343	+4.443	11:39:22.421
30	1:30.748	+4.848	11:40:53.169

# Trofeu Català de Quads - Bàscara

Q1-Q2

Circuit de Bàscara 2,000 km

Carrera - Primera Màniga

19/11/2017 11:00

Cursa (45:00 Temps) started at 10:55:08

Lap	Lap Tm	Diff	Time of Day
<b>(33) BOVE PERUCHO, ALEX</b>			
1	1:30.446	+10.025	10:58:07.187
2	1:29.403	+8.982	10:59:36.590
3	1:30.048	+9.627	11:01:06.638
4	1:26.290	+5.869	11:02:32.928
5	1:27.915	+7.494	11:04:00.843
6	1:28.028	+7.607	11:05:28.871
7	1:30.248	+9.827	11:06:59.119
8	1:28.083	+7.662	11:08:27.202
9	1:32.735	+12.314	11:09:59.937
10	1:22.957	+2.536	11:11:22.894
11	1:28.625	+8.204	11:12:51.519
12	1:33.443	+13.022	11:14:24.962
13	1:20.421		11:15:45.383
14	1:37.707	+17.286	11:17:23.090
15	1:28.128	+7.707	11:18:51.218
16	1:28.385	+7.964	11:20:19.603
17	1:27.674	+7.253	11:21:47.277
18	1:30.882	+10.461	11:23:18.159
19	1:26.791	+6.370	11:24:44.950
20	1:28.682	+8.261	11:26:13.632
21	1:29.499	+9.078	11:27:43.131
22	1:28.789	+8.368	11:29:11.920
23	1:30.431	+10.010	11:30:42.351
24	1:32.777	+12.356	11:32:15.128
25	1:28.871	+8.450	11:33:43.999
26	1:37.636	+17.215	11:35:21.635
27	1:33.920	+13.499	11:36:55.555
28	1:34.625	+14.204	11:38:30.180
29	1:15.305	-5.116	11:39:45.485
30	1:27.727	+7.306	11:41:13.212

Lap	Lap Tm	Diff	Time of Day
<b>(37) POYATOS MOLINA, ISAAC</b>			
1	1:29.681	+2.246	10:58:05.124
2	1:29.072	+1.637	10:59:34.196
3	1:28.513	+1.078	11:01:02.709
4	1:28.069	+0.634	11:02:30.778
5	1:28.254	+0.819	11:03:59.032
6	1:27.999	+0.564	11:05:27.031
7	1:28.496	+1.061	11:06:55.527
8	1:28.144	+0.709	11:08:23.671
9	1:27.569	+0.134	11:09:51.240
10	1:27.435		11:11:18.675
11	1:31.039	+3.604	11:12:49.714
12	1:28.492	+1.057	11:14:18.206
13	1:46.507	+19.072	11:16:04.713
14	1:29.311	+1.876	11:17:34.024
15	1:29.508	+2.073	11:19:03.532
16	1:28.679	+1.244	11:20:32.211
17	1:28.225	+0.790	11:22:00.436
18	1:30.214	+2.779	11:23:30.650
19	1:30.102	+2.667	11:25:00.752
20	1:29.366	+1.931	11:26:30.118
21	1:32.029	+4.594	11:28:02.147
22	1:30.321	+2.886	11:29:32.468
23	1:30.851	+3.416	11:31:03.319
24	1:34.243	+6.808	11:32:37.562
25	1:30.856	+3.421	11:34:08.418
26	1:30.475	+3.040	11:35:38.893
27	1:31.218	+3.783	11:37:10.111
28	1:31.597	+4.162	11:38:41.708
29	1:35.315	+7.880	11:40:17.023
30	1:37.440	+10.005	11:41:54.463

(4) PUIGDEVALL MAJO, EDUARD

Lap	Lap Tm	Diff	Time of Day
1	1:30.025	+1.602	10:58:14.914
2	1:30.758	+2.335	10:59:45.672
3	1:28.883	+0.460	11:01:14.555
4	1:28.804	+0.381	11:02:43.359
5	1:28.423		11:04:11.782
6	1:29.043	+0.620	11:05:40.825
7	1:29.666	+1.243	11:07:10.491
8	1:29.029	+0.606	11:08:39.520
9	1:29.266	+0.843	11:10:08.786
10	1:34.423	+6.000	11:11:43.209
11	1:32.540	+4.117	11:13:15.749
12	1:30.510	+2.087	11:14:46.259
13	1:29.870	+1.447	11:16:16.129
14	1:29.817	+1.394	11:17:45.946
15	1:29.242	+0.819	11:19:15.188
16	1:29.366	+0.943	11:20:44.554
17	1:29.160	+0.737	11:22:13.714
18	1:30.073	+1.650	11:23:43.787
19	1:32.126	+3.703	11:25:15.913
20	1:33.053	+4.630	11:26:48.966
21	1:33.876	+5.453	11:28:22.842
22	1:34.535	+6.112	11:29:57.377
23	1:32.381	+3.958	11:31:29.758
24	1:29.096	+0.673	11:32:58.854
25	1:30.161	+1.738	11:34:29.015
26	1:30.486	+2.063	11:35:59.501
27	1:30.696	+2.273	11:37:30.197
28	1:30.548	+2.125	11:39:00.745
29	1:33.123	+4.700	11:40:33.868

(44) BUJARALAZ PORTOLES, RUBEN

Lap	Lap Tm	Diff	Time of Day
1	1:32.159	+3.000	10:58:14.324
2	1:32.722	+3.563	10:59:47.046
3	1:31.809	+2.650	11:01:18.855
4	1:29.903	+0.744	11:02:48.758
5	1:30.814	+1.655	11:04:19.572
6	1:31.435	+2.276	11:05:51.007
7	1:30.885	+1.726	11:07:21.892
8	1:32.827	+3.668	11:08:54.719
9	1:35.103	+5.944	11:10:29.822
10	1:30.243	+1.084	11:12:00.065
11	1:30.154	+0.995	11:13:30.219
12	1:29.159		11:14:59.378
13	1:29.509	+0.350	11:16:28.887
14	1:29.453	+0.294	11:17:58.340
15	1:29.498	+0.339	11:19:27.838
16	1:30.167	+1.008	11:20:58.005
17	1:31.351	+2.192	11:22:29.356
18	1:29.448	+0.289	11:23:58.804
19	1:30.208	+1.049	11:25:29.012
20	1:33.613	+4.454	11:27:02.625
21	1:29.757	+0.598	11:28:32.382
22	1:29.411	+0.252	11:30:01.793
23	1:30.812	+1.653	11:31:32.605
24	1:29.829	+0.670	11:33:02.434
25	1:30.296	+1.137	11:34:32.730
26	1:29.675	+0.516	11:36:02.405
27	1:29.726	+0.567	11:37:32.131
28	1:31.861	+2.702	11:39:03.992
29	1:35.598	+6.439	11:40:39.590

(76) SORTS ESCARRABILL, FRANCESC

Lap	Lap Tm	Diff	Time of Day
1	1:32.033	+0.278	10:58:13.293
2	1:31.755		10:59:45.048
3	1:34.718	+2.963	11:01:19.766
4	1:34.212	+2.457	11:02:53.978

Cap de cronometratge / Director de Cursa / President del Jurat


Orbits

**Trofeu Català de Quads - Bàscara**
**classificat per voltes**

 Q1-Q2 Circuit de Bàscara 2,000 km

 Carrera - Segona Màniga 19/11/2017 12:35

Cursa (45:00 Temps) started at 12:29:57



Pos.	Núm.	Pilot	Voltes	Total Ts	Dif	Millor Tm	Volta	Categoria	Punts
1	94	VILA VAQUES, DANIEL	32	45:49.689		1:21.276	28	Q1	25
2	47	TORRES SOLER, ANTHONY	32	47:01.004	1:11.315	1:22.009	11	Q1	22
3	90	GAJON GARCIA, MARIO	31	47:08.628	1 Volta	1:25.352	18	Q2	25
4	57	CASANOVA TALLADA, GERARD	30	46:27.436	2 Voltes	1:28.142	29	Q2	22
5	8	ESPEJO REVES, ALEX	30	46:28.094	2 Voltes	1:27.491	27	Q2	20
6	4	PUIGDEVALL MAJO, EDUARD	30	47:21.880	2 Voltes	1:28.919	6	Q1	20
7	33	BOVE PERUCHO, ALEX	29	45:54.897	3 Voltes	1:29.006	10	Q2	18
8	37	POYATOS MOLINA, ISAAC	29	46:23.092	3 Voltes	1:28.922	4	Q2	16
9	76	SORTS ESCARRABILL, FRANCESC	28	46:16.191	4 Voltes	1:31.684	12	Q2	15
10	13	DIAZ GOMEZ, KILLIAN	28	47:01.003	4 Voltes	1:22.629	8	Q1	18

**No classificat (33% = 11 Voltes)**

NT	44	BUJARALoz PORTOLES, RUBEN	19	30:27.460	NT	1:28.998	6	Q2	0
----	----	---------------------------	----	-----------	----	----------	---	----	---



**Trofeu Català de Quads - Bàscara**
**classificat per voltes**
**Q1-Q2** Circuit de Bàscara 2,000 km
**Carrera - Segona Màniga** 19/11/2017 12:35
**Cursa (45:00 Temps) started at 12:29:57**

Pos.	Núm.	Pilot	Voltes	Total Ts	Dif	Millor Tm	Volta	Categoria	Punts
------	------	-------	--------	----------	-----	-----------	-------	-----------	-------

**Q1**

1	94	VILA VAQUES, DANIEL	32	45:49.689		1:21.276	28	Q1	25
2	47	TORRES SOLER, ANTHONY	32	47:01.004	1:11.315	1:22.009	11	Q1	22
3	4	PUIGDEVALL MAJO, EDUARD	30	47:21.880	2 Voltes	1:28.919	6	Q1	20
4	13	DIAZ GOMEZ, KILLIAN	28	47:01.003	4 Voltes	1:22.629	8	Q1	18

**Q2**

1	90	GAJON GARCIA, MARIO	31	47:08.628		1:25.352	18	Q2	25
2	57	CASANOVA TALLADA, GERARD	30	46:27.436	1 Volta	1:28.142	29	Q2	22
3	8	ESPEJO REVES, ALEX	30	46:28.094	1 Volta	1:27.491	27	Q2	20
4	33	BOVE PERUCHO, ALEX	29	45:54.897	2 Voltes	1:29.006	10	Q2	18
5	37	POYATOS MOLINA, ISAAC	29	46:23.092	2 Voltes	1:28.922	4	Q2	16
6	76	SORTS ESCARRABILL, FRANCESC	28	46:16.191	3 Voltes	1:31.684	12	Q2	15

**No classificat (33% = 11 Voltes)**

NT	44	BUJARALUZ PORTOLES, RUBEN	19	30:27.460	NT	1:28.998	6	Q2	0
----	----	---------------------------	----	-----------	----	----------	---	----	---

# Trofeu Català de Quads - Bàscara

Volta a volta


Q1-Q2

Circuit de Bàscara 2,000 km

Carrera - Segona Màniga

19/11/2017 12:35

Cursa (45:00 Temps) started at 12:29:57



Competidors

	Voltes																						
	0	1	2	3	4	5	6	7	8	9	10	11	12	13	14	15	16	17	18	19	20	21	22
VILA VAQUES, DANIEL (94)	1	94	94	94	94	94	94	94	94	94	94	94	94	94	94	94	94	94	94	94	94	94	94
TORRES SOLER, ANTHONY (47)	2	47	47	47	47	47	47	47	47	47	47	47	47	47	47	47	47	47	47	47	47	47	47
GAJON GARCIA, MARIO (90)	3	90	90	90	90	90	13	13	13	13	13	13	13	13	13	13	13	13	13	13	13	13	90
CASANOVA TALLADA, GERARD (57)	4	57	57	57	57	13	90	90	90	90	90	90	90	90	90	90	90	90	90	90	90	90	57
PUIGDEVALL MAJO, EDUARD (4)	5	4	4	4	13	57	57	57	57	57	57	57	57	57	57	57	57	57	57	57	57	8	8
BUJARALAZ PORTOLES, RUBEN (44)	6	44	44	13	4	4	4	4	4	4	4	4	4	4	8	8	8	8	8	8	8	8	4
BOVE PERUCHO, ALEX (33)	7	33	33	33	33	33	33	8	8	8	8	8	8	8	4	4	4	4	4	4	4	4	33
ESPEJO REVES, ALEX (8)	8	8	8	44	8	8	8	8	33	33	33	33	33	33	33	33	33	33	33	33	33	37	37
DIAZ GOMEZ, KILLIAN (13)	9	13	13	8	44	44	44	44	44	44	44	44	44	44	44	44	44	44	44	44	44	37	76
SORTS ESCARRABILL, FRANCESC (76)	10	76	76	37	37	37	37	37	37	37	37	37	37	37	37	37	37	37	37	37	37	76	13
POYATOS MOLINA, ISAAC (37)	11	37	37	76	76	76	76	76	76	76	76	76	76	76	76	76	76	76	76	76	76	76	76

# Trofeu Català de Quads - Bàscara

Volta a volta


Q1-Q2

Circuit de Bàscara 2,000 km

Carrera - Segona Màniga

19/11/2017 12:35

Cursa (45:00 Temps) started at 12:29:57



**Competidors**

**Voltes**

	23	24	25	26	27	28	29	30	31	32
VILA VAQUES, DANIEL (94)	1	94	94	94	94	94	94	94	94	94
TORRES SOLER, ANTHONY (47)	2	47	47	47	47	47	47	47	47	47
GAJON GARCIA, MARIO (90)	3	90	90	90	90	90	90	90	90	90
CASANOVA TALLADA, GERARD (57)	4	57	57	57	57	57	57	57	57	57
PUIGDEVALL MAJO, EDUARD (4)	5	8	8	8	8	8	8	8	8	8
BUJARALAZ PORTOLES, RUBEN (44)	6	4	4	4	4	4	4	4	4	4
BOVE PERUCHO, ALEX (33)	7	33	33	33	33	33	33	33	33	33
ESPEJO REVES, ALEX (8)	8	37	37	37	37	37	37	37	37	37
DIAZ GOMEZ, KILLIAN (13)	9	76	76	76	76	76	76	76	76	76
SORTS ESCARRABILL, FRANCESC (76)	10	13	13	13	13	13	13	13	13	13
POYATOS MOLINA, ISAAC (37)	11									

# Trofeu Català de Quads - Bàscara

Q1-Q2

Circuit de Bàscara 2,000 km

Carrera - Segona Màniga

19/11/2017 12:35

Cursa (45:00 Temps) started at 12:29:57

Lap	Lap Tm	Diff	Time of Day
<b>(94) VILA VAQUES, DANIEL</b>			
1	1:28.340	+7.064	12:32:55.768
2	1:27.002	+5.726	12:34:22.770
3	1:24.638	+3.362	12:35:47.408
4	1:23.835	+2.559	12:37:11.243
5	1:22.181	+0.905	12:38:33.424
6	1:23.710	+2.434	12:39:57.134
7	1:21.971	+0.695	12:41:19.105
8	1:21.556	+0.280	12:42:40.661
9	1:23.241	+1.965	12:44:03.902
10	1:22.603	+1.327	12:45:26.505
11	1:21.448	+0.172	12:46:47.953
12	1:25.969	+4.693	12:48:13.922
13	1:24.469	+3.193	12:49:38.391
14	1:22.466	+1.190	12:51:00.857
15	1:22.603	+1.327	12:52:23.460
16	1:22.256	+0.980	12:53:45.716
17	1:22.918	+1.642	12:55:08.634
18	1:22.476	+1.200	12:56:31.110
19	1:21.646	+0.370	12:57:52.756
20	1:21.848	+0.572	12:59:14.604
21	1:22.066	+0.790	13:00:36.670
22	1:22.720	+1.444	13:01:59.390
23	1:25.624	+4.348	13:03:25.014
24	1:22.260	+0.984	13:04:47.274
25	1:23.160	+1.884	13:06:10.434
26	1:21.796	+0.520	13:07:32.230
27	1:22.052	+0.776	13:08:54.282
28	1:21.276		13:10:15.558
29	1:21.969	+0.693	13:11:37.527
30	1:23.878	+2.602	13:13:01.405
31	1:21.922	+0.646	13:14:23.327
32	1:24.228	+2.952	13:15:47.555

Lap	Lap Tm	Diff	Time of Day
<b>(47) TORRES SOLER, ANTHONY</b>			
1	1:29.472	+7.463	12:32:57.753
2	1:27.565	+5.556	12:34:25.318
3	1:24.865	+2.856	12:35:50.183
4	1:23.519	+1.510	12:37:13.702
5	1:26.697	+4.688	12:38:40.399
6	1:22.668	+0.659	12:40:03.067
7	1:23.330	+1.321	12:41:26.397
8	1:22.247	+0.238	12:42:48.644
9	1:22.945	+0.936	12:44:11.589
10	1:23.527	+1.518	12:45:35.116
11	1:22.009		12:46:57.125
12	1:23.782	+1.773	12:48:20.907
13	1:26.193	+4.184	12:49:47.100
14	1:28.233	+6.224	12:51:15.333
15	1:23.494	+1.485	12:52:38.827
16	1:23.009	+1.000	12:54:01.836
17	1:22.694	+0.685	12:55:24.530
18	1:23.347	+1.338	12:56:47.877
19	1:22.757	+0.748	12:58:10.634
20	1:22.570	+0.561	12:59:33.204
21	1:25.165	+3.156	13:00:58.369
22	1:24.583	+2.574	13:02:22.952
23	1:25.587	+3.578	13:03:48.539
24	1:26.854	+4.845	13:05:15.393
25	1:27.395	+5.386	13:06:42.788
26	1:27.476	+5.467	13:08:10.264
27	1:28.550	+6.541	13:09:38.814
28	1:28.987	+6.978	13:11:07.801
29	1:28.327	+6.318	13:12:36.128
30	1:28.032	+6.023	13:14:04.160

Lap	Lap Tm	Diff	Time of Day
31	1:26.325	+4.316	13:15:30.485
32	1:28.385	+6.376	13:16:58.870
<b>(90) GAJON GARCIA, MARIO</b>			
1	1:32.708	+7.356	12:33:05.539
2	1:30.059	+4.707	12:34:35.598
3	1:28.651	+3.299	12:36:04.249
4	1:27.165	+1.813	12:37:31.414
5	1:28.231	+2.879	12:38:59.645
6	1:26.309	+0.957	12:40:25.954
7	1:26.640	+1.288	12:41:52.594
8	1:26.963	+1.611	12:43:19.557
9	1:26.707	+1.355	12:44:46.264
10	1:27.464	+2.112	12:46:13.728
11	1:27.145	+1.793	12:47:40.873
12	1:26.781	+1.429	12:49:07.654
13	1:26.962	+1.610	12:50:34.616
14	1:26.482	+1.130	12:52:01.098
15	1:27.985	+2.633	12:53:29.083
16	1:26.708	+1.356	12:54:55.791
17	1:27.208	+1.856	12:56:22.999
18	1:25.352		12:57:48.351
19	1:29.986	+4.634	12:59:18.337
20	1:26.723	+1.371	13:00:45.060
21	1:29.660	+4.308	13:02:14.720
22	1:29.642	+4.290	13:03:44.362
23	1:28.439	+3.087	13:05:12.801
24	1:28.686	+3.334	13:06:41.487
25	1:27.479	+2.127	13:08:08.966
26	1:28.193	+2.841	13:09:37.159
27	1:28.924	+3.572	13:11:06.083
28	1:28.747	+3.395	13:12:34.830
29	1:31.955	+6.603	13:14:06.785
30	1:30.497	+5.145	13:15:37.282
31	1:29.212	+3.860	13:17:06.494

Lap	Lap Tm	Diff	Time of Day
<b>(57) CASANOVA TALLADA, GERARD</b>			
1	1:32.931	+4.789	12:33:06.922
2	1:31.400	+3.258	12:34:38.322
3	1:29.294	+1.152	12:36:07.616
4	1:30.127	+1.985	12:37:37.743
5	1:28.329	+0.187	12:39:06.072
6	1:29.331	+1.189	12:40:35.403
7	1:28.193	+0.051	12:42:03.596
8	1:28.798	+0.656	12:43:32.394
9	1:29.203	+1.061	12:45:01.597
10	1:28.384	+0.242	12:46:29.981
11	1:28.897	+0.755	12:47:58.878
12	1:28.910	+0.768	12:49:27.788
13	1:29.222	+1.080	12:50:57.010
14	1:30.459	+2.317	12:52:27.469
15	1:30.388	+2.246	12:53:57.857
16	1:31.316	+3.174	12:55:29.173
17	1:31.017	+2.875	12:57:00.190
18	1:29.367	+1.225	12:58:29.557
19	1:30.121	+1.979	12:59:59.678
20	1:30.567	+2.425	13:01:30.245
21	1:31.382	+3.240	13:03:01.627
22	1:29.739	+1.597	13:04:31.366
23	1:29.580	+1.438	13:06:00.946
24	1:29.084	+0.942	13:07:30.030
25	1:29.332	+1.190	13:08:59.362
26	1:29.504	+1.362	13:10:28.866
27	1:29.813	+1.671	13:11:58.679
28	1:29.387	+1.245	13:13:28.066
29	1:28.142		13:14:56.208

Lap	Lap Tm	Diff	Time of Day
30	1:29.094	+0.952	13:16:25.302
<b>(8) ESPEJO REVES, ALEX</b>			
1	1:33.243	+5.752	12:33:12.035
2	1:33.728	+6.237	12:34:45.763
3	1:30.216	+2.725	12:36:15.979
4	1:29.256	+1.765	12:37:45.235
5	1:29.382	+1.891	12:39:14.617
6	1:29.642	+2.151	12:40:44.259
7	1:28.406	+0.915	12:42:12.665
8	1:30.742	+3.251	12:43:43.407
9	1:29.645	+2.154	12:45:13.052
10	1:29.960	+2.469	12:46:43.012
11	1:30.087	+2.596	12:48:13.099
12	1:30.446	+2.955	12:49:43.545
13	1:32.631	+5.140	12:51:16.176
14	1:27.677	+0.186	12:52:43.853
15	1:28.969	+1.478	12:54:12.822
16	1:28.831	+1.340	12:55:41.653
17	1:29.120	+1.629	12:57:10.773
18	1:29.405	+1.914	12:58:40.178
19	1:28.631	+1.140	13:00:08.809
20	1:29.518	+2.027	13:01:38.327
21	1:29.611	+2.120	13:03:07.938
22	1:29.413	+1.922	13:04:37.351
23	1:28.655	+1.164	13:06:06.006
24	1:30.117	+2.626	13:07:36.123
25	1:28.924	+1.433	13:09:05.047
26	1:28.200	+0.709	13:10:33.247
27	1:27.491		13:12:00.738
28	1:28.023	+0.532	13:13:28.761
29	1:28.267	+0.776	13:14:57.028
30	1:28.932	+1.441	13:16:25.960

Lap	Lap Tm	Diff	Time of Day
<b>(4) PUIGDEVALL MAJO, EDUARD</b>			
1	1:33.912	+4.993	12:33:08.682
2	1:31.358	+2.439	12:34:40.040
3	1:33.042	+4.123	12:36:13.082
4	1:30.671	+1.752	12:37:43.753
5	1:29.482	+0.563	12:39:13.235
6	1:28.919		12:40:42.154
7	1:29.810	+0.891	12:42:11.964
8	1:31.148	+2.229	12:43:43.112
9	1:29.537	+0.618	12:45:12.649
10	1:29.935	+1.016	12:46:42.584
11	1:29.827	+0.908	12:48:12.411
12	1:30.699	+1.780	12:49:43.110
13	1:34.026	+5.107	12:51:17.136
14	1:30.579	+1.660	12:52:47.715
15	1:31.835	+2.916	12:54:19.550
16	1:30.928	+2.009	12:55:50.478
17	1:29.696	+0.777	12:57:20.174
18	1:29.741	+0.822	12:58:49.915
19	1:31.893	+2.974	13:00:21.808
20	1:32.752	+3.833	13:01:54.560
21	1:34.462	+5.543	13:03:29.022
22	1:29.968	+1.049	13:04:58.990
23	1:32.082	+3.163	13:06:31.072
24	1:31.118	+2.199	13:08:02.190
25	1:32.052	+3.133	13:09:34.242
26	1:31.253	+2.334	13:11:05.495
27	1:34.246	+5.327	13:12:39.741
28	1:32.229	+3.310	13:14:11.970
29	1:33.372	+4.453	13:15:45.342
30	1:34.404	+5.485	13:17:19.746

# Trofeu Català de Quads - Bàscara

Q1-Q2

Circuit de Bàscara 2,000 km

Carrera - Segona Màniga

19/11/2017 12:35

Cursa (45:00 Temps) started at 12:29:57

Lap	Lap Tm	Diff	Time of Day
<b>(33) BOVE PERUCHO, ALEX</b>			
1	1:34.243	+5.237	12:33:11.459
2	1:32.889	+3.883	12:34:44.348
3	1:29.959	+0.953	12:36:14.307
4	1:30.313	+1.307	12:37:44.620
5	1:29.609	+0.603	12:39:14.229
6	1:29.616	+0.610	12:40:43.845
7	1:31.184	+2.178	12:42:15.029
8	1:29.495	+0.489	12:43:44.524
9	1:30.606	+1.600	12:45:15.130
10	1:29.006		12:46:44.136
11	1:30.447	+1.441	12:48:14.583
12	1:31.902	+2.896	12:49:46.485
13	1:31.127	+2.121	12:51:17.612
14	1:31.818	+2.812	12:52:49.430
15	1:31.866	+2.860	12:54:21.296
16	1:30.859	+1.853	12:55:52.155
17	1:30.681	+1.675	12:57:22.836
18	1:30.987	+1.981	12:58:53.823
19	1:30.951	+1.945	13:00:24.774
20	1:31.790	+2.784	13:01:56.564
21	1:34.512	+5.506	13:03:31.076
22	1:32.298	+3.292	13:05:03.374
23	1:31.668	+2.662	13:06:35.042
24	1:32.932	+3.926	13:08:07.974
25	1:33.724	+4.718	13:09:41.698
26	1:33.030	+4.024	13:11:14.728
27	1:31.450	+2.444	13:12:46.178
28	1:32.566	+3.560	13:14:18.744
29	1:34.019	+5.013	13:15:52.763

Lap	Lap Tm	Diff	Time of Day
<b>(37) POYATOS MOLINA, ISAAC</b>			
1	1:32.929	+4.007	12:33:19.503
2	1:30.985	+2.063	12:34:50.488
3	1:30.631	+1.709	12:36:21.119
4	1:28.922		12:37:50.041
5	1:29.446	+0.524	12:39:19.487
6	1:29.392	+0.470	12:40:48.879
7	1:29.972	+1.050	12:42:18.851
8	1:29.653	+0.731	12:43:48.504
9	1:30.647	+1.725	12:45:19.151
10	1:32.970	+4.048	12:46:52.121
11	1:34.737	+5.815	12:48:26.858
12	1:32.422	+3.500	12:49:59.280
13	1:32.575	+3.653	12:51:31.855
14	1:31.849	+2.927	12:53:03.704
15	1:31.819	+2.897	12:54:35.523
16	1:30.374	+1.452	12:56:05.897
17	1:30.339	+1.417	12:57:36.236
18	1:31.067	+2.145	12:59:07.303
19	1:33.189	+4.267	13:00:40.492
20	1:32.269	+3.347	13:02:12.761
21	1:36.334	+7.412	13:03:49.095
22	1:33.189	+4.267	13:05:22.284
23	1:33.282	+4.360	13:06:55.566
24	1:32.222	+3.300	13:08:27.788
25	1:32.559	+3.637	13:10:00.347
26	1:33.343	+4.421	13:11:33.690
27	1:34.454	+5.532	13:13:08.144
28	1:35.605	+6.683	13:14:43.749
29	1:37.209	+8.287	13:16:20.958

Lap	Lap Tm	Diff	Time of Day
<b>(76) SORTS ESCARRABILL, FRANCESC</b>			
1	1:36.622	+4.938	12:33:17.711
2	1:36.151	+4.467	12:34:53.862
3	1:34.117	+2.433	12:36:27.979

Lap	Lap Tm	Diff	Time of Day
4	1:32.664	+0.980	12:38:00.643
5	1:32.239	+0.555	12:39:32.882
6	1:32.225	+0.541	12:41:05.107
7	1:32.841	+1.157	12:42:37.948
8	1:33.787	+2.103	12:44:11.735
9	1:35.351	+3.667	12:45:47.086
10	1:33.634	+1.950	12:47:20.720
11	1:32.698	+1.014	12:48:53.418
12	1:31.684		12:50:25.102
13	1:32.000	+0.316	12:51:57.102
14	1:34.822	+3.138	12:53:31.924
15	1:33.203	+1.519	12:55:05.127
16	1:34.057	+2.373	12:56:39.184
17	1:35.471	+3.787	12:58:14.655
18	1:35.609	+3.925	12:59:50.264
19	1:33.246	+1.562	13:01:23.510
20	2:09.685	+38.001	13:03:33.195
21	1:34.613	+2.929	13:05:07.808
22	1:35.862	+4.178	13:06:43.670
23	1:34.042	+2.358	13:08:17.712
24	1:35.175	+3.491	13:09:52.887
25	1:34.955	+3.271	13:11:27.842
26	1:36.228	+4.544	13:13:04.070
27	1:35.151	+3.467	13:14:39.221
28	1:34.836	+3.152	13:16:14.057

Lap	Lap Tm	Diff	Time of Day
<b>(13) DIAZ GOMEZ, KILLIAN</b>			
1	1:32.145	+9.516	12:33:12.402
2	1:30.324	+7.695	12:34:42.726
3	1:27.523	+4.894	12:36:10.249
4	1:24.124	+1.495	12:37:34.373
5	1:23.755	+1.126	12:38:58.128
6	1:23.544	+0.915	12:40:21.672
7	1:23.375	+0.746	12:41:45.047
8	1:22.629		12:43:07.676
9	1:22.842	+0.213	12:44:30.518
10	1:22.890	+0.261	12:45:53.408
11	1:23.066	+0.437	12:47:16.474
12	1:23.076	+0.447	12:48:39.550
13	1:23.177	+0.548	12:50:02.727
14	1:22.998	+0.369	12:51:25.725
15	1:24.009	+1.380	12:52:49.734
16	1:23.494	+0.865	12:54:13.228
17	1:23.543	+0.914	12:55:36.771
18	1:22.655	+0.026	12:56:59.426
19	1:23.622	+0.993	12:58:23.048
20	1:23.013	+0.384	12:59:46.061
21	6:52.004	+5:29.375	13:06:38.065
22	1:26.610	+3.981	13:08:04.675
23	1:27.211	+4.582	13:09:31.886
24	1:29.318	+6.689	13:11:01.204
25	1:33.232	+10.603	13:12:34.436
26	1:27.125	+4.496	13:14:01.561
27	1:27.805	+5.176	13:15:29.366
28	1:29.503	+6.874	13:16:58.869

Lap	Lap Tm	Diff	Time of Day
<b>(44) BUJARALAZ PORTOLES, RUBEN</b>			
1	1:33.960	+4.962	12:33:10.513
2	1:34.904	+5.906	12:34:45.417
3	1:31.891	+2.893	12:36:17.308
4	1:29.711	+0.713	12:37:47.019
5	1:29.367	+0.369	12:39:16.386
6	1:28.998		12:40:45.384
7	1:30.172	+1.174	12:42:15.556
8	1:29.743	+0.745	12:43:45.299
9	1:30.541	+1.543	12:45:15.840

Cap de cronometratge / Director de Cursa / President del Jurat

Orbits

# Trofeu Català de Quads - Bàscara

Ordenat per la volta més ràpida

Q1-Q2

Circuit de Bàscara 2,000 km

Entrenaments Qualificatius

19/11/2017 09:40

Classificació (30:00 Temps) started at 9:41:58

Pos.	Núm.	Pilot	Millor Tm	Volta	Dif	2° Millor	Club	Categoria
1	94	VILA VAQUES, DANIEL	1:19.553	11		1:20.656	Mc Igualada	Q1
2	47	TORRES SOLER, ANTHONY	1:21.504	18	1.951	1:21.961	Esc. La Selva	Q1
3	13	DIAZ GOMEZ, KILLIAN	1:21.919	9	2.366	1:22.183	Mc P.Mafumet	Q1
4	90	GAJON GARCIA, MARIO	1:22.978	16	3.425	1:23.286	Mc. Zuera	Q2
5	57	CASANOVA TALLADA, GERARD	1:25.077	8	5.524	1:25.289	Mc Foc i Fuegu	Q2
6	37	POYATOS MOLINA, ISAAC	1:25.323	12	5.770	1:26.720	Mc P.Mafumet	Q2
7	33	BOVE PERUCHO, ALEX	1:25.747	9	6.194	1:25.947	Mc Tona	Q2
8	4	PUIGDEVALL MAJO, EDUARD	1:26.847	5	7.294	1:27.581	Pm Figueres	Q1
9	8	ESPEJO REVES, ALEX	1:27.518	4	7.965	1:32.026	Terré Almenar	Q2
10	44	BUJARALAZ PORTOLES, RUBEN	1:28.970	6	9.417	1:29.078	Terré Almenar	Q2
11	76	SORTS ESCARRABILL, FRANCESC	1:29.837	11	10.284	1:30.333	Mc Tona	Q2

# Trofeu Català de Quads - Bàscara

Q1-Q2

Circuit de Bàscara 2,000 km

Entrenaments Qualificatius

19/11/2017 09:40

Classificació (30:00 Temps) started at 9:41:58

Lap	Lap Tm	Diff	Time of Day
<b>(94) VILA VAQUES, DANIEL</b>			
1			9:42:02.714
2	<b>1:25.670</b>	+6.117	9:43:28.384
3	<b>1:22.323</b>	+2.770	9:44:50.707
4	<b>1:21.081</b>	+1.528	9:46:11.788
5	<b>1:20.964</b>	+1.411	9:47:32.752
6	<b>1:24.761</b>	+5.208	9:48:57.513
7	<b>1:24.476</b>	+4.923	9:50:21.989
8	<b>1:23.184</b>	+3.631	9:51:45.173
9	<b>1:20.656</b>	+1.103	9:53:05.829
10	<b>1:21.269</b>	+1.716	9:54:27.098
11	<b>1:19.553</b>		9:55:46.651
12	<b>1:39.344</b>	+19.791	9:57:25.995
13	<b>1:37.001</b>	+17.448	9:59:02.996
14	<b>1:33.749</b>	+14.196	10:00:36.745

Lap	Lap Tm	Diff	Time of Day
<b>(47) TORRES SOLER, ANTHONY</b>			
1			9:42:04.913
2	<b>1:34.769</b>	+13.265	9:43:39.682
3	<b>1:33.026</b>	+11.522	9:45:12.708
4	<b>1:45.814</b>	+24.310	9:46:58.522
5	<b>1:23.014</b>	+1.510	9:48:21.536
6	<b>2:04.576</b>	+43.072	9:50:26.112
7	<b>1:23.499</b>	+1.995	9:51:49.611
8	<b>1:22.311</b>	+0.807	9:53:11.922
9	<b>2:07.956</b>	+46.452	9:55:19.878
10	<b>1:22.394</b>	+0.890	9:56:42.272
11	<b>1:54.643</b>	+33.139	9:58:36.915
12	<b>1:21.983</b>	+0.479	9:59:58.898
13	<b>2:00.399</b>	+38.895	10:01:59.297
14	<b>1:22.462</b>	+0.958	10:03:21.759
15	<b>2:05.692</b>	+44.188	10:05:27.451
16	<b>1:21.961</b>	+0.457	10:06:49.412
17	<b>1:51.678</b>	+30.174	10:08:41.090
18	<b>1:21.504</b>		10:10:02.594

Lap	Lap Tm	Diff	Time of Day
<b>(13) DIAZ GOMEZ, KILLIAN</b>			
1			9:42:03.645
2	<b>1:27.917</b>	+5.998	9:43:31.562
3	<b>1:25.813</b>	+3.894	9:44:57.375
4	<b>1:32.032</b>	+10.113	9:46:29.407
5	<b>1:24.303</b>	+2.384	9:47:53.710
6	<b>1:23.468</b>	+1.549	9:49:17.178
7	<b>1:23.522</b>	+1.603	9:50:40.700
8	<b>1:22.957</b>	+1.038	9:52:03.657
9	<b>1:21.919</b>		9:53:25.576
10	<b>1:22.185</b>	+0.266	9:54:47.761
11	<b>8:26.769</b>	+7:04.850	10:03:14.530
12	<b>1:34.548</b>	+12.629	10:04:49.078
13	<b>1:22.688</b>	+0.769	10:06:11.766
14	<b>1:22.933</b>	+1.014	10:07:34.699
15	<b>1:22.336</b>	+0.417	10:08:57.035
16	<b>1:22.183</b>	+0.264	10:10:19.218

Lap	Lap Tm	Diff	Time of Day
<b>(90) GAJON GARCIA, MARIO</b>			
1			9:42:01.802
2	<b>1:28.815</b>	+5.837	9:43:30.617
3	<b>1:25.948</b>	+2.970	9:44:56.565
4	<b>1:24.643</b>	+1.665	9:46:21.208
5	<b>1:23.484</b>	+0.506	9:47:44.692
6	<b>1:24.689</b>	+1.711	9:49:09.381
7	<b>1:26.647</b>	+3.669	9:50:36.028
8	<b>1:23.497</b>	+0.519	9:51:59.525
9	<b>1:29.121</b>	+6.143	9:53:28.646
10	<b>1:25.018</b>	+2.040	9:54:53.664

Lap	Lap Tm	Diff	Time of Day
11	<b>1:42.838</b>	+19.860	9:56:36.502
12	<b>1:23.454</b>	+0.476	9:57:59.956
13	<b>1:23.437</b>	+0.459	9:59:23.393
14	<b>2:18.226</b>	+55.248	10:01:41.619
15	<b>1:23.286</b>	+0.308	10:03:04.905
16	<b>1:22.978</b>		10:04:27.883

Lap	Lap Tm	Diff	Time of Day
<b>(57) CASANOVA TALLADA, GERARD</b>			
1			9:42:06.106
2	<b>1:34.228</b>	+9.151	9:43:40.334
3	<b>1:27.218</b>	+2.141	9:45:07.552
4	<b>1:27.698</b>	+2.621	9:46:35.250
5	<b>5:20.791</b>	+3:55.714	9:51:56.041
6	<b>1:26.335</b>	+1.258	9:53:22.376
7	<b>1:26.716</b>	+1.639	9:54:49.092
8	<b>1:25.077</b>		9:56:14.169
9	<b>1:25.289</b>	+0.212	9:57:39.458
10	<b>1:25.775</b>	+0.698	9:59:05.233
11	<b>7:08.314</b>	+5:43.237	10:06:13.547
12	<b>1:38.244</b>	+13.167	10:07:51.791
13	<b>1:26.344</b>	+1.267	10:09:18.135
14	<b>1:25.618</b>	+0.541	10:10:43.753
15	<b>1:27.648</b>	+2.571	10:12:11.401

Lap	Lap Tm	Diff	Time of Day
<b>(37) POYATOS MOLINA, ISAAC</b>			
1			9:42:24.964
2	<b>1:40.646</b>	+15.323	9:44:05.610
3	<b>1:29.154</b>	+3.831	9:45:34.764
4	<b>1:29.687</b>	+4.364	9:47:04.451
5	<b>1:28.167</b>	+2.844	9:48:32.618
6	<b>1:28.173</b>	+2.850	9:50:00.791
7	<b>1:29.326</b>	+4.003	9:51:30.117
8	<b>1:33.307</b>	+7.984	9:53:03.424
9	<b>1:46.701</b>	+21.378	9:54:50.125
10	<b>1:27.054</b>	+1.731	9:56:17.179
11	<b>6:23.795</b>	+4:58.472	10:02:40.974
12	<b>1:25.323</b>		10:04:06.297
13	<b>1:26.720</b>	+1.397	10:05:33.017
14	<b>1:27.939</b>	+2.616	10:07:00.956
15	<b>1:28.820</b>	+3.497	10:08:29.776
16	<b>1:27.460</b>	+2.137	10:09:57.236

Lap	Lap Tm	Diff	Time of Day
<b>(33) BOVE PERUCHO, ALEX</b>			
1			9:44:41.054
2	<b>1:36.431</b>	+10.684	9:46:17.485
3	<b>1:29.036</b>	+3.289	9:47:46.521
4	<b>1:26.971</b>	+1.224	9:49:13.492
5	<b>1:28.227</b>	+2.480	9:50:41.719
6	<b>1:27.533</b>	+1.786	9:52:09.252
7	<b>1:28.042</b>	+2.295	9:53:37.294
8	<b>1:25.947</b>	+0.200	9:55:03.241
9	<b>1:25.747</b>		9:56:28.988
10	<b>1:26.672</b>	+0.925	9:57:55.660
11	<b>1:27.199</b>	+1.452	9:59:22.859
12	<b>1:26.573</b>	+0.826	10:00:49.432
13	<b>1:26.194</b>	+0.447	10:02:15.626
14	<b>1:27.836</b>	+2.089	10:03:43.462

Lap	Lap Tm	Diff	Time of Day
<b>(4) PUIGDEBALL MAJO, EDUARD</b>			
1			9:42:04.330
2	<b>1:30.091</b>	+3.244	9:43:34.421
3	<b>1:27.763</b>	+0.916	9:45:02.184
4	<b>1:28.501</b>	+1.654	9:46:30.685
5	<b>1:26.847</b>		9:47:57.532
6	<b>1:27.581</b>	+0.734	9:49:25.113
7	<b>1:27.924</b>	+1.077	9:50:53.037

Lap	Lap Tm	Diff	Time of Day
8	<b>1:30.754</b>	+3.907	9:52:23.791
9	<b>1:29.625</b>	+2.778	9:53:53.416
10	<b>1:30.271</b>	+3.424	9:55:23.687
11	<b>1:29.000</b>	+2.153	9:56:52.687
12	<b>1:28.388</b>	+1.541	9:58:21.075
13	<b>1:29.276</b>	+2.429	9:59:50.351
14	<b>1:34.902</b>	+8.055	10:01:25.253
15	<b>1:31.255</b>	+4.408	10:02:56.508
16	<b>1:29.519</b>	+2.672	10:04:26.027

Lap	Lap Tm	Diff	Time of Day
<b>(8) ESPEJO REVES, ALEX</b>			
1			9:43:08.406
2	<b>1:34.847</b>	+7.329	9:44:43.253
3	<b>1:32.026</b>	+4.508	9:46:15.279
4	<b>1:27.518</b>		9:47:42.797
5	<b>1:44.943</b>	+17.425	9:49:27.740

Lap	Lap Tm	Diff	Time of Day
<b>(44) BUJARALAZ PORTOLES, RUBEN</b>			
1			9:42:26.041
2	<b>1:42.955</b>	+13.985	9:44:08.996
3	<b>1:31.356</b>	+2.386	9:45:40.352
4	<b>1:29.393</b>	+0.423	9:47:09.745
5	<b>1:29.271</b>	+0.301	9:48:39.016
6	<b>1:28.970</b>		9:50:07.986
7	<b>1:29.078</b>	+0.108	9:51:37.064
8	<b>1:33.572</b>	+4.602	9:53:10.636
9	<b>1:31.575</b>	+2.605	9:54:42.211
10	<b>7:45.046</b>	+6:16.076	10:02:27.257
11	<b>1:30.598</b>	+1.628	10:03:57.855
12	<b>1:30.394</b>	+1.424	10:05:28.249
13	<b>1:29.622</b>	+0.652	10:06:57.871
14	<b>1:29.976</b>	+1.006	10:08:27.847

Lap	Lap Tm	Diff	Time of Day
<b>(76) SORTS ESCARRABILL, FRANCESC</b>			
1			9:44:04.332
2	<b>1:39.231</b>	+9.394	9:45:43.563
3	<b>1:31.709</b>	+1.872	9:47:15.272
4	<b>1:32.110</b>	+2.273	9:48:47.382
5	<b>1:30.574</b>	+0.737	9:50:17.956
6	<b>1:32.062</b>	+2.225	9:51:50.018
7	<b>7:19.159</b>	+5:49.322	9:59:09.177
8	<b>1:31.808</b>	+1.971	10:00:40.985
9	<b>1:31.365</b>	+1.528	10:02:12.350
10	<b>1:32.102</b>	+2.265	10:03:44.452
11	<b>1:29.837</b>		10:05:14.289
12	<b>1:30.333</b>	+0.496	10:06:44.622

## Trofeu Català de Quads - Bàscara

QAmateur

Circuit de Bàscara 2,000 km

Classificació Final

Pos.	Núm.	Cognoms i Nom	Llicència	Club	R1.	R2.	Total Punts
1	40	MARTINEZ GARCIA, SERGI	875825-B	Pm Figueres	20	25	45
2	25	CIURANA GAROLERA, JESUS	875670-GI	Mc Rav Motor	25	20	45
3	199	FRANCISCO PEREA, DANIEL	875835-GI	Pm Figueres	22	22	44
4	82	PEDERNERA , JULIAN	876055-T	Mc P.Mafumet	18	18	36
5	41	POYATOS POZO, EDGAR	875789-T	Mc P.Mafumet	15	16	31
6	91	PLANA CONESA, JOE ANTONIO	876697-B	Independiente	14	14	28
7	10	ALFAGEME ARTIGAS, SANTIAGO	876833-B	Pm Figueres	11	15	26
8	64	GISPert PERICAS, JOSE	875774-B	MC 3 Turons	13	13	26
9	97	BARRERA PERPIÑA, NURIA	876062-B	Pm Figueres	12	11	23
10	78	CRUZ ZAMORA, EDUARD	876063-GI	Pm Figueres	10	12	22
11	15	BARJOLA MARTINEZ, PABLO	874854-B	MC Enduro Cunit	16	0	16
12	542	BOSCH MITJAVILA, DAVID	875756-B	Pm Figueres	9	--	9
NT	35	VERA RICO, TONI	875723-L	Terré Almenar	0	--	0

Abreujat Nom

Abreujat Nom


R1. QAmateur - Carrera - Primera Màniga

R2. QAmateur - Carrera - Segona Màniga

Cap de cronometratge / Director de Cursa / President del Jurat

Orbits



**Trofeu Català de Quads - Bàscara**
**classificat per voltes**
**QAmateur**
**Circuit de Bàscara 2,000 km**
**Carrera - Primera Màniga**
**19/11/2017 10:25**
**Cursa (20:00 Temps) started at 10:24:11**


Pos.	Núm.	Pilot	Voltes	Total Ts	Dif	Millor Tm	Volta	Categoria	Punts
1	25	CIURANA GAROLERA, JESUS	14	21:07.288		1:24.722	10	Trofeu Qam:	25
2	199	FRANCISCO PEREA, DANIEL	14	21:07.755	0.467	1:24.916	3	Trofeu Qam:	22
3	40	MARTINEZ GARCIA, SERGI	14	21:43.353	36.065	1:25.181	4	Trofeu Qam:	20
4	82	PEDERNA , JULIAN	14	22:01.139	53.851	1:26.484	4	Trofeu Qam:	18
5	15	BARJOLA MARTINEZ, PABLO	14	22:09.240	1:01.952	1:26.501	4	Trofeu Qam:	16
6	41	POYATOS POZO, EDGAR	14	22:11.482	1:04.194	1:24.588	8	Trofeu Qam:	15
7	91	PLANA CONESA, JOE ANTONIO	14	22:39.274	1:31.986	1:30.122	5	Trofeu Qam:	14
8	64	GISPert PERICAS, JOSE	13	22:05.635	1 Volta	1:34.214	3	Trofeu Qam:	13
9	97	BARRERA PERPIÑA, NURIA	13	22:33.237	1 Volta	1:35.988	4	Trofeu Qam:	12
10	10	ALFAGEME ARTIGAS, SANTIAGO	12	22:10.724	2 Voltes	1:29.488	4	Trofeu Qam:	11
11	78	CRUZ ZAMORA, EDUARD	10	21:40.714	4 Voltes	1:30.805	1	Trofeu Qam:	10
12	542	BOSCH MITJAVILA, DAVID	9	22:14.995	5 Voltes	1:32.304	5	Trofeu Qam:	9

**No classificat (33% = 5 Voltes)**

NT	35	VERA RICO, TONI	5	8:12.842	NT	1:24.162	4	Trofeu Qam:	0
----	----	-----------------	---	----------	----	----------	---	-------------	---

# Trofeu Català de Quads - Bàscara

Volta a volta


QAmateur

Circuit de Bàscara 2,000 km

Carrera - Primera Màniga

19/11/2017 10:25

Cursa (20:00 Temps) started at 10:24:11



Competidors	Voltes														
	0	1	2	3	4	5	6	7	8	9	10	11	12	13	14
FRANCISCO PEREA, DANIEL (199)	1	199	199	199	199	199	199	199	199	199	199	25	25	25	25
MARTINEZ GARCIA, SERGI (40)	2	40	40	40	40	40	40	40	25	25	199	199	199	199	199
CIURANA GAROLERA, JESUS (25)	3	25	25	25	25	25	25	25	40	40	40	40	40	40	40
POYATOS POZO, EDGAR (41)	4	41	41	35	35	35	35	41	41	41	41	41	41	41	15
PLANA CONESA, JOE ANTONIO (91)	5	91	35	41	41	41	82	82	91	15	15	15	15	15	41
VERA RICO, TONI (35)	6	35	91	91	82	82	91	91	15	91	91	91	91	91	91
PEDERNERA, JULIAN (82)	7	82	82	15	91	91	15	15	78	78	64	64	64	64	
CRUZ ZAMORA, EDUARD (78)	8	78	15	82	78	78	15	78	78	64	64	97	97	97	97
BARJOLA MARTINEZ, PABLO (15)	9	15	78	78	15	15	78	64	64	97	97	82	82	82	
GISPert PERICAS, JOSE (64)	10	64	64	64	64	542	542	97	97	82	82	10	10	10	
BARRERA PERPIÑA, NURIA (97)	11	97	542	542	97	64	64	10	10	10	10	542	542		
BOSCH MITJAVILA, DAVID (542)	12	542	97	97	542	97	97	542	542	542	542	78			
ALFAGEME ARTIGAS, SANTIAGO (10)	13	10	10	10	10	10	10								

# Trofeu Català de Quads - Bàscara

Volta a volta


QAmateur

Circuit de Bàscara 2,000 km

Carrera - Primera Màniga

19/11/2017 10:25

Cursa (20:00 Temps) started at 10:24:11



Competidors

Voltes

	0	1	2	3	4	5	6	7	8	9	10	11	12	13	14
FRANCISCO PEREA, DANIEL (199)	1	199	199	199	199	199	199	199	199	199	25	25	25	25	25
MARTINEZ GARCIA, SERGI (40)	2	40	40	40	40	40	40	40	25	25	199	199	199	199	199
CIURANA GAROLERA, JESUS (25)	3	25	25	25	25	25	25	25	40	40	40	40	40	40	40
POYATOS POZO, EDGAR (41)	4	41	41	35	35	35	35	41	41	41	41	82	82	82	82
PLANA CONESA, JOE ANTONIO (91)	5	91	35	41	41	41	82	82	82	82	82	41	41	41	15
VERA RICO, TONI (35)	6	35	91	91	82	82	91	91	91	15	15	15	15	15	41
PEDERNERA, JULIAN (82)	7	82	82	15	91	91	15	15	15	91	91	91	91	91	91
CRUZ ZAMORA, EDUARD (78)	8	78	15	82	78	78	15	78	78	78	78	64	64	64	64
BARJOLA MARTINEZ, PABLO (15)	9	15	78	78	15	15	78	64	64	64	64	97	97	97	97
GISPert PERICAS, JOSE (64)	10	64	64	64	64	542	542	97	97	97	97	10	10	10	10
BARRERA PERPIÑA, NURIA (97)	11	97	542	542	97	64	64	10	10	10	10	78			
BOSCH MITJAVILA, DAVID (542)	12	542	97	97	542	97	97	542	542	542	542				
ALFAGEME ARTIGAS, SANTIAGO (10)	13	10	10	10	10	10	10								

# Trofeu Català de Quads - Bàscara

classificat per voltes


QAmateur

Circuit de Bàscara 2,000 km

Carrera - Segona Màniga

19/11/2017 12:00

Cursa (20:00 Temps) started at 11:56:47



Pos.	Núm.	Pilot	Voltes	Total Ts	Dif	Millor Tm	Volta	Categoria	Punts
1	40	MARTINEZ GARCIA, SERGI	13	20:46.093		1:26.941	4	Trofeu Qam:	25
2	199	FRANCISCO PEREA, DANIEL	13	20:55.046	8.953	1:28.043	4	Trofeu Qam:	22
3	25	CIURANA GAROLERA, JESUS	13	20:55.905	9.812	1:27.523	5	Trofeu Qam:	20
4	82	PEDERNERA , JULIAN	13	21:33.386	47.293	1:27.674	6	Trofeu Qam:	18
5	41	POYATOS POZO, EDGAR	13	21:36.656	50.563	1:28.243	12	Trofeu Qam:	16
6	10	ALFAGEME ARTIGAS, SANTIAGO	12	20:48.846	1 Volta	1:31.469	6	Trofeu Qam:	15
7	91	PLANA CONESA, JOE ANTONIO	12	21:01.655	1 Volta	1:34.780	11	Trofeu Qam:	14
8	64	GISPert PERICAS, JOSE	12	21:24.953	1 Volta	1:35.577	7	Trofeu Qam:	13
9	78	CRUZ ZAMORA, EDUARD	12	22:13.574	1 Volta	1:35.663	5	Trofeu Qam:	12
10	97	BARRERA PERPIÑA, NURIA	12	22:16.308	1 Volta	1:39.460	7	Trofeu Qam:	11

No classificat (33% = 5 Voltes)

NT	15	BARJOLA MARTINEZ, PABLO	1	4:23.325	NT	2:37.316	1	Trofeu Qam:	0
----	----	-------------------------	---	----------	----	----------	---	-------------	---

# Trofeu Català de Quads - Bàscara

Volta a volta


QAmateur

Circuit de Bàscara 2,000 km

Carrera - Segona Màniga

19/11/2017 12:00

Cursa (20:00 Temps) started at 11:56:47



Competidors	Voltes													
	0	1	2	3	4	5	6	7	8	9	10	11	12	13
MARTINEZ GARCIA, SERGI (40)	1	40	40	40	40	40	40	40	40	40	40	40	40	40
FRANCISCO PEREA, DANIEL (199)	2	199	199	199	199	199	199	199	199	199	199	199	199	199
CIURANA GAROLERA, JESUS (25)	3	25	25	25	25	25	25	25	25	25	25	25	25	25
POYATOS POZO, EDGAR (41)	4	41	41	41	41	41	41	41	41	82	82	82	82	82
PLANA CONESA, JOE ANTONIO (91)	5	91	10	10	82	82	82	82	82	41	41	41	41	41
ALFAGEME ARTIGAS, SANTIAGO (10)	6	10	91	91	91	91	91	10	10	10	10	10	10	10
BARJOLA MARTINEZ, PABLO (15)	7	15	82	82	64	64	10	10	91	91	91	91	91	91
GISPERT PERICAS, JOSE (64)	8	64	64	64	10	10	64	64	64	64	64	64	64	64
BARRERA PERPIÑA, NURIA (97)	9	97	78	78	78	78	78	78	78	78	78	78	78	78
PEDRNERA , JULIAN (82)	10	82	97	97	97	97	97	97	97	97	97	97	97	97
CRUZ ZAMORA, EDUARD (78)	11	78	15											

# Trofeu Català de Quads - Bàscara

QAmateur

Circuit de Bàscara 2,000 km

Carrera - Segona Màniga

19/11/2017 12:00

Cursa (20:00 Temps) started at 11:56:47

Lap	Lap Tm	Diff	Time of Day
<b>(40) MARTINEZ GARCIA, SERGI</b>			
1	<b>1:30.344</b>	+3.403	11:59:49.115
2	<b>1:28.593</b>	+1.652	12:01:17.708
3	<b>1:27.197</b>	+0.256	12:02:44.905
4	<b>1:26.941</b>		12:04:11.846
5	<b>1:27.279</b>	+0.338	12:05:39.125
6	<b>1:28.345</b>	+1.404	12:07:07.470
7	<b>1:27.229</b>	+0.288	12:08:34.699
8	<b>1:28.466</b>	+1.525	12:10:03.165
9	<b>1:30.893</b>	+3.952	12:11:34.058
10	<b>1:29.615</b>	+2.674	12:13:03.673
11	<b>1:30.056</b>	+3.115	12:14:33.729
12	<b>1:30.393</b>	+3.452	12:16:04.122
13	<b>1:29.672</b>	+2.731	12:17:33.794

Lap	Lap Tm	Diff	Time of Day
<b>(199) FRANCISCO PEREA, DANIEL</b>			
1	<b>1:32.457</b>	+4.414	11:59:54.775
2	<b>1:30.822</b>	+2.779	12:01:25.597
3	<b>1:28.838</b>	+0.795	12:02:54.435
4	<b>1:28.043</b>		12:04:22.478
5	<b>1:28.067</b>	+0.024	12:05:50.545
6	<b>1:28.239</b>	+0.196	12:07:18.784
7	<b>1:29.482</b>	+1.439	12:08:48.266
8	<b>1:28.676</b>	+0.633	12:10:16.942
9	<b>1:28.334</b>	+0.291	12:11:45.276
10	<b>1:29.161</b>	+1.118	12:13:14.437
11	<b>1:28.964</b>	+0.921	12:14:43.401
12	<b>1:29.720</b>	+1.677	12:16:13.121
13	<b>1:29.626</b>	+1.583	12:17:42.747

Lap	Lap Tm	Diff	Time of Day
<b>(25) CIURANA GAROLERA, JESUS</b>			
1	<b>1:29.866</b>	+2.343	11:59:55.474
2	<b>1:30.776</b>	+3.253	12:01:26.250
3	<b>1:29.267</b>	+1.744	12:02:55.517
4	<b>1:28.067</b>	+0.544	12:04:23.584
5	<b>1:27.523</b>		12:05:51.107
6	<b>1:27.980</b>	+0.457	12:07:19.087
7	<b>1:29.893</b>	+2.370	12:08:48.980
8	<b>1:28.777</b>	+1.254	12:10:17.757
9	<b>1:28.069</b>	+0.546	12:11:45.826
10	<b>1:29.098</b>	+1.575	12:13:14.924
11	<b>1:30.641</b>	+3.118	12:14:45.565
12	<b>1:27.938</b>	+0.415	12:16:13.503
13	<b>1:30.103</b>	+2.580	12:17:43.606

Lap	Lap Tm	Diff	Time of Day
<b>(82) PEDERNERA, JULIAN</b>			
1	<b>1:28.901</b>	+1.227	12:00:15.682
2	<b>1:30.288</b>	+2.614	12:01:45.970
3	<b>1:33.495</b>	+5.821	12:03:19.465
4	<b>1:30.163</b>	+2.489	12:04:49.628
5	<b>1:27.683</b>	+0.009	12:06:17.311
6	<b>1:27.674</b>		12:07:44.985
7	<b>1:28.682</b>	+1.008	12:09:13.667
8	<b>1:30.135</b>	+2.461	12:10:43.802
9	<b>1:29.295</b>	+1.621	12:12:13.097
10	<b>1:29.713</b>	+2.039	12:13:42.810
11	<b>1:31.441</b>	+3.767	12:15:14.251
12	<b>1:30.043</b>	+2.369	12:16:44.294
13	<b>1:36.793</b>	+9.119	12:18:21.087

Lap	Lap Tm	Diff	Time of Day
<b>(41) POYATOS POZO, EDGAR</b>			
1	<b>1:36.108</b>	+7.865	12:00:03.797
2	<b>1:32.877</b>	+4.634	12:01:36.674
3	<b>1:31.938</b>	+3.695	12:03:08.612
4	<b>1:30.666</b>	+2.423	12:04:39.278

Lap	Lap Tm	Diff	Time of Day
5	<b>1:31.631</b>	+3.388	12:06:10.909
6	<b>1:30.181</b>	+1.938	12:07:41.090
7	<b>1:29.192</b>	+0.949	12:09:10.282
8	<b>1:30.643</b>	+2.400	12:10:40.925
9	<b>1:33.613</b>	+5.370	12:12:14.538
10	<b>1:36.679</b>	+8.436	12:13:51.217
11	<b>1:29.632</b>	+1.389	12:15:20.849
12	<b>1:28.243</b>		12:16:49.092
13	<b>1:35.265</b>	+7.022	12:18:24.357

Lap	Lap Tm	Diff	Time of Day
<b>(10) ALFAGEME ARTIGAS, SANTIAGO</b>			
1	<b>1:34.894</b>	+3.425	12:00:05.010
2	<b>1:32.799</b>	+1.330	12:01:37.809
3	<b>1:58.350</b>	+26.881	12:03:36.159
4	<b>1:33.979</b>	+2.510	12:05:10.138
5	<b>1:32.303</b>	+0.834	12:06:42.441
6	<b>1:31.469</b>		12:08:13.910
7	<b>1:33.778</b>	+2.309	12:09:47.688
8	<b>1:34.312</b>	+2.843	12:11:22.000
9	<b>1:32.400</b>	+0.931	12:12:54.400
10	<b>1:34.978</b>	+3.509	12:14:29.378
11	<b>1:32.421</b>	+0.952	12:16:01.799
12	<b>1:34.748</b>	+3.279	12:17:36.547

Lap	Lap Tm	Diff	Time of Day
<b>(91) PLANA CONESA, JOE ANTONIO</b>			
1	<b>1:39.655</b>	+4.875	12:00:09.209
2	<b>1:36.429</b>	+1.649	12:01:45.638
3	<b>1:38.993</b>	+4.213	12:03:24.631
4	<b>1:36.094</b>	+1.314	12:05:00.725
5	<b>1:35.898</b>	+1.118	12:06:36.623
6	<b>1:36.859</b>	+2.079	12:08:13.482
7	<b>1:37.003</b>	+2.223	12:09:50.485
8	<b>1:35.522</b>	+0.742	12:11:26.007
9	<b>1:35.423</b>	+0.643	12:13:01.430
10	<b>1:36.669</b>	+1.889	12:14:38.099
11	<b>1:34.780</b>		12:16:12.879
12	<b>1:36.477</b>	+1.697	12:17:49.356

Lap	Lap Tm	Diff	Time of Day
<b>(64) GISPERT PERICAS, JOSE</b>			
1	<b>1:40.562</b>	+4.985	12:00:15.683
2	<b>1:37.937</b>	+2.360	12:01:53.620
3	<b>1:39.323</b>	+3.746	12:03:32.943
4	<b>1:36.260</b>	+0.683	12:05:09.203
5	<b>1:36.822</b>	+1.245	12:06:46.025
6	<b>1:36.550</b>	+0.973	12:08:22.575
7	<b>1:35.577</b>		12:09:58.152
8	<b>1:37.085</b>	+1.508	12:11:35.237
9	<b>1:37.394</b>	+1.817	12:13:12.631
10	<b>1:38.932</b>	+3.355	12:14:51.563
11	<b>1:41.374</b>	+5.797	12:16:32.937
12	<b>1:39.717</b>	+4.140	12:18:12.654

Lap	Lap Tm	Diff	Time of Day
<b>(78) CRUZ ZAMORA, EDUARD</b>			
1	<b>1:39.499</b>	+3.836	12:00:26.281
2	<b>1:36.972</b>	+1.309	12:02:03.253
3	<b>1:36.454</b>	+0.791	12:03:39.707
4	<b>1:36.345</b>	+0.682	12:05:16.052
5	<b>1:35.663</b>		12:06:51.715
6	<b>1:35.814</b>	+0.151	12:08:27.529
7	<b>1:38.860</b>	+3.197	12:10:06.389
8	<b>1:59.792</b>	+24.129	12:12:06.181
9	<b>1:40.871</b>	+5.208	12:13:47.052
10	<b>1:43.191</b>	+7.528	12:15:30.243
11	<b>1:43.479</b>	+7.816	12:17:13.722
12	<b>1:47.553</b>	+11.890	12:19:01.275

Lap	Lap Tm	Diff	Time of Day
<b>(97) BARRERA PERPIÑA, NURIA</b>			
1	<b>1:47.929</b>	+8.469	12:00:30.898
2	<b>1:39.463</b>	+0.003	12:02:10.361
3	<b>1:41.861</b>	+2.401	12:03:52.222
4	<b>1:40.711</b>	+1.251	12:05:32.933
5	<b>1:39.594</b>	+0.134	12:07:12.527
6	<b>1:40.923</b>	+1.463	12:08:53.450
7	<b>1:39.460</b>		12:10:32.910
8	<b>1:41.258</b>	+1.798	12:12:14.168
9	<b>1:40.229</b>	+0.769	12:13:54.397
10	<b>1:45.527</b>	+6.067	12:15:39.924
11	<b>1:40.447</b>	+0.987	12:17:20.371
12	<b>1:43.638</b>	+4.178	12:19:04.009

Lap	Lap Tm	Diff	Time of Day
<b>(15) BARJOLA MARTINEZ, PABLO</b>			
1	<b>2:37.316</b>		12:01:11.026

## Trofeu Català de Quads - Bàscara

Ordenat per la volta més ràpida

QAmateur

Circuit de Bàscara 2,000 km

Entrenaments Qualificatius

19/11/2017 09:15

Classificació (20:00 Temps) started at 9:17:57

Pos.	Núm.	Pilot	Millor Tm	Volta	Dif	2° Millor	Club	Categoria
1	40	MARTINEZ GARCIA, SERGI	1:22.472	7		1:22.643	Pm Figueres	Trofeu Qamate
2	25	CIURANA GAROLERA, JESUS	1:23.209	13	0.737	1:23.555	Mc Rav Motor	Trofeu Qamate
3	35	VERA RICO, TONI	1:23.293	8	0.821	1:23.401	Terré Almenar	Trofeu Qamate
4	82	PEDERNERA , JULIAN	1:24.748	9	2.276	1:25.794	Mc P.Mafumet	Trofeu Qamate
5	15	BARJOLA MARTINEZ, PABLO	1:24.919	6	2.447	1:25.900	MC Enduro Cunit	Trofeu Qamate
6	199	FRANCISCO PEREA, DANIEL	1:25.027	11	2.555	1:25.947	Pm Figueres	Trofeu Qamate
7	78	CRUZ ZAMORA, EDUARD	1:26.778	7	4.306	1:28.599	Pm Figueres	Trofeu Qamate
8	10	ALFAGEME ARTIGAS, SANTIAGO	1:28.254	6	5.782	1:28.263	Pm Figueres	Trofeu Qamate
9	41	POYATOS POZO, EDGAR	1:28.506	13	6.034	1:29.588	Mc P.Mafumet	Trofeu Qamate
10	91	PLANA CONESA, JOE ANTONIO	1:28.814	6	6.342	1:29.899	Independiente	Trofeu Qamate
11	542	BOSCH MITJAVILA, DAVID	1:33.037	5	10.565	1:33.351	Pm Figueres	Trofeu Qamate
12	64	GISPert PERICAS, JOSE	1:34.213	5	11.741	1:34.855	MC 3 Turons	Trofeu Qamate
13	97	BARRERA PERPIÑA, NURIA	1:37.917	10	15.445	1:37.940	Pm Figueres	Trofeu Qamate

# Trofeu Català de Quads - Bàscara

QAmateur

Circuit de Bàscara 2,000 km

Entrenaments Qualificatiu

19/11/2017 09:15

Classificació (20:00 Temps) started at 9:17:57

Lap	Lap Tm	Diff	Time of Day
<b>(40) MARTINEZ GARCIA, SERGI</b>			
1			9:18:12.789
2	<b>1:36.588</b>	+14.116	9:19:49.377
3	<b>1:22.712</b>	+0.240	9:21:12.089
4	<b>1:55.354</b>	+32.882	9:23:07.443
5	<b>1:22.643</b>	+0.171	9:24:30.086
6	<b>2:11.331</b>	+48.859	9:26:41.417
7	<b>1:22.472</b>		9:28:03.889
8	<b>2:11.103</b>	+48.631	9:30:14.992
9	<b>1:28.812</b>	+6.340	9:31:43.804
10	<b>1:34.095</b>	+11.623	9:33:17.899
11	<b>1:23.574</b>	+1.102	9:34:41.473
12	<b>1:55.246</b>	+32.774	9:36:36.719
13	<b>1:48.963</b>	+26.491	9:38:25.682

Lap	Lap Tm	Diff	Time of Day
<b>(25) CIURANA GAROLERA, JESUS</b>			
1			9:19:54.783
2	<b>1:27.873</b>	+4.664	9:21:22.656
3	<b>1:30.467</b>	+7.258	9:22:53.123
4	<b>1:32.264</b>	+9.055	9:24:25.387
5	<b>1:27.419</b>	+4.210	9:25:52.806
6	<b>1:30.145</b>	+6.936	9:27:22.951
7	<b>1:25.094</b>	+1.885	9:28:48.045
8	<b>1:24.012</b>	+0.803	9:30:12.057
9	<b>1:38.711</b>	+15.502	9:31:50.768
10	<b>1:31.065</b>	+7.856	9:33:21.833
11	<b>1:24.628</b>	+1.419	9:34:46.461
12	<b>1:23.555</b>	+0.346	9:36:10.016
13	<b>1:23.209</b>		9:37:33.225

Lap	Lap Tm	Diff	Time of Day
<b>(35) VERA RICO, TONI</b>			
1			9:18:02.768
2	<b>1:31.732</b>	+8.439	9:19:34.500
3	<b>1:24.509</b>	+1.216	9:20:59.009
4	<b>1:25.959</b>	+2.666	9:22:24.968
5	<b>1:23.568</b>	+0.275	9:23:48.536
6	<b>1:29.047</b>	+5.754	9:25:17.583
7	<b>1:51.717</b>	+28.424	9:27:09.300
8	<b>1:23.293</b>		9:28:32.593
9	<b>1:40.116</b>	+16.823	9:30:12.709
10	<b>1:29.436</b>	+6.143	9:31:42.145
11	<b>1:23.401</b>	+0.108	9:33:05.546
12	<b>1:31.871</b>	+8.578	9:34:37.417
13	<b>1:23.503</b>	+0.210	9:36:00.920
14	<b>1:26.351</b>	+3.058	9:37:27.271
15	<b>1:23.793</b>	+0.500	9:38:51.064

Lap	Lap Tm	Diff	Time of Day
<b>(82) PEDERNERA, JULIAN</b>			
1			9:18:01.769
2	<b>1:31.724</b>	+6.976	9:19:33.493
3	<b>1:27.787</b>	+3.039	9:21:01.280
4	<b>2:31.428</b>	+1:06.680	9:23:32.708
5	<b>1:28.002</b>	+3.254	9:25:00.710
6	<b>1:26.464</b>	+1.716	9:26:27.174
7	<b>1:27.890</b>	+3.142	9:27:55.064
8	<b>2:12.096</b>	+47.348	9:30:07.160
9	<b>1:24.748</b>		9:31:31.908
10	<b>1:25.794</b>	+1.046	9:32:57.702
11	<b>2:05.565</b>	+40.817	9:35:03.267
12	<b>1:27.677</b>	+2.929	9:36:30.944
13	<b>1:31.852</b>	+7.104	9:38:02.796

Lap	Lap Tm	Diff	Time of Day
<b>(15) BARJOLA MARTINEZ, PABLO</b>			
1			9:18:10.273
2	<b>1:34.264</b>	+9.345	9:19:44.537

Lap	Lap Tm	Diff	Time of Day
3	<b>1:26.656</b>	+1.737	9:21:11.193
4	<b>1:40.163</b>	+15.244	9:22:51.356
5	<b>1:40.554</b>	+15.635	9:24:31.910
6	<b>1:24.919</b>		9:25:56.829
7	<b>1:26.589</b>	+1.670	9:27:23.418
8	<b>1:39.863</b>	+14.944	9:29:03.281
9	<b>1:34.352</b>	+9.433	9:30:37.633
10	<b>1:43.194</b>	+18.275	9:32:20.827
11	<b>1:25.900</b>	+0.981	9:33:46.727

Lap	Lap Tm	Diff	Time of Day
<b>(199) FRANCISCO PEREA, DANIEL</b>			
1			9:18:31.543
2	<b>1:46.501</b>	+21.474	9:20:18.044
3	<b>1:34.149</b>	+9.122	9:21:52.193
4	<b>1:31.720</b>	+6.693	9:23:23.913
5	<b>1:26.051</b>	+1.024	9:24:49.964
6	<b>1:29.650</b>	+4.623	9:26:19.614
7	<b>1:27.010</b>	+1.983	9:27:46.624
8	<b>1:26.132</b>	+1.105	9:29:12.756
9	<b>1:27.282</b>	+2.255	9:30:40.038
10	<b>1:25.947</b>	+0.920	9:32:05.985
11	<b>1:25.027</b>		9:33:31.012
12	<b>1:30.601</b>	+5.574	9:35:01.613
13	<b>1:29.809</b>	+4.782	9:36:31.422
14	<b>1:28.841</b>	+3.814	9:38:00.263

Lap	Lap Tm	Diff	Time of Day
<b>(78) CRUZ ZAMORA, EDUARD</b>			
1			9:18:06.869
2	<b>1:34.154</b>	+7.376	9:19:41.023
3	<b>1:29.156</b>	+2.378	9:21:10.179
4	<b>1:35.562</b>	+8.784	9:22:45.741
5	<b>1:50.917</b>	+24.139	9:24:36.658
6	<b>1:55.989</b>	+29.211	9:26:32.647
7	<b>1:26.778</b>		9:27:59.425
8	<b>2:00.065</b>	+33.287	9:29:59.490
9	<b>1:28.599</b>	+1.821	9:31:28.089
10	<b>1:34.850</b>	+8.072	9:33:02.939
11	<b>1:37.636</b>	+10.858	9:34:40.575
12	<b>1:43.244</b>	+16.466	9:36:23.819
13	<b>1:29.239</b>	+2.461	9:37:53.058

Lap	Lap Tm	Diff	Time of Day
<b>(10) ALFAGEME ARTIGAS, SANTIAGO</b>			
1			9:18:04.431
2	<b>1:32.645</b>	+4.391	9:19:37.076
3	<b>1:28.263</b>	+0.009	9:21:05.339
4	<b>1:31.000</b>	+2.746	9:22:36.339
5	<b>1:33.828</b>	+5.574	9:24:10.167
6	<b>1:28.254</b>		9:25:38.421
7	<b>1:33.888</b>	+5.634	9:27:12.309
8	<b>1:29.302</b>	+1.048	9:28:41.611
9	<b>1:30.214</b>	+1.960	9:30:11.825
10	<b>1:48.069</b>	+19.815	9:31:59.894
11	<b>1:28.829</b>	+0.575	9:33:28.723
12	<b>1:32.442</b>	+4.188	9:35:01.165
13	<b>1:29.471</b>	+1.217	9:36:30.636
14	<b>1:28.781</b>	+0.527	9:37:59.417

Lap	Lap Tm	Diff	Time of Day
<b>(41) POYATOS POZO, EDGAR</b>			
1			9:18:26.625
2	<b>1:40.501</b>	+11.995	9:20:07.126
3	<b>1:35.867</b>	+7.361	9:21:42.993
4	<b>1:34.251</b>	+5.745	9:23:17.244
5	<b>1:30.776</b>	+2.270	9:24:48.020
6	<b>1:31.100</b>	+2.594	9:26:19.120
7	<b>1:30.430</b>	+1.924	9:27:49.550
8	<b>1:32.243</b>	+3.737	9:29:21.793

Lap	Lap Tm	Diff	Time of Day
9	<b>1:30.048</b>	+1.542	9:30:51.841
10	<b>1:37.444</b>	+8.938	9:32:29.285
11	<b>1:30.007</b>	+1.501	9:33:59.292
12	<b>1:29.588</b>	+1.082	9:35:28.880
13	<b>1:28.506</b>		9:36:57.386
14	<b>1:39.657</b>	+11.151	9:38:37.043

Lap	Lap Tm	Diff	Time of Day
<b>(91) PLANA CONESA, JOE ANTONIO</b>			
1			9:18:05.258
2	<b>1:34.200</b>	+5.386	9:19:39.458
3	<b>1:29.899</b>	+1.085	9:21:09.357
4	<b>1:38.002</b>	+9.188	9:22:47.359
5	<b>1:36.226</b>	+7.412	9:24:23.585
6	<b>1:28.814</b>		9:25:52.399
7	<b>1:43.256</b>	+14.442	9:27:35.655
8	<b>1:33.629</b>	+4.815	9:29:09.284
9	<b>1:30.348</b>	+1.534	9:30:39.632
10	<b>1:46.339</b>	+17.525	9:32:25.971
11	<b>1:31.495</b>	+2.681	9:33:57.466
12	<b>1:58.310</b>	+29.496	9:35:55.776
13	<b>1:30.004</b>	+1.190	9:37:25.780

Lap	Lap Tm	Diff	Time of Day
<b>(542) BOSCH MITJAVILA, DAVID</b>			
1			9:18:22.194
2	<b>1:42.603</b>	+9.566	9:20:04.797
3	<b>1:34.626</b>	+1.589	9:21:39.423
4	<b>1:33.351</b>	+0.314	9:23:12.774
5	<b>1:33.037</b>		9:24:45.811
6	<b>1:37.042</b>	+4.005	9:26:22.853
7	<b>1:34.361</b>	+1.324	9:27:57.214

Lap	Lap Tm	Diff	Time of Day
<b>(64) GISPERT PERICAS, JOSE</b>			
1			9:19:19.614
2	<b>1:38.858</b>	+4.645	9:20:58.472
3	<b>1:37.404</b>	+3.191	9:22:35.876
4	<b>1:37.660</b>	+3.447	9:24:13.536
5	<b>1:34.213</b>		9:25:47.749
6	<b>1:34.855</b>	+0.642	9:27:22.604

Lap	Lap Tm	Diff	Time of Day
<b>(97) BARRERA PERPIÑA, NURIA</b>			
1			9:18:14.135
2	<b>1:47.965</b>	+10.048	9:20:02.100
3	<b>1:41.864</b>	+3.947	9:21:43.964
4	<b>1:41.182</b>	+3.265	9:23:25.146
5	<b>1:39.119</b>	+1.202	9:25:04.265
6	<b>1:40.517</b>	+2.600	9:26:44.782
7	<b>1:38.431</b>	+0.514	9:28:23.213
8	<b>1:42.663</b>	+4.746	9:30:05.876
9	<b>1:39.110</b>	+1.193	9:31:44.986
10	<b>1:37.917</b>		9:33:22.903
11	<b>1:37.940</b>	+0.023	9:35:00.843
12	<b>1:42.023</b>	+4.106	9:36:42.866
13	<b>1:45.495</b>	+7.578	9:38:28.361