

Copa Catalana Promovelocitat-Móra d'Ebre

PromoRACC 1

Circuit de Mora d'Ebre (b) 1,400 km

Classificació FINAL

Pos.	Núm.	Nom i Cognoms	Llicència	Club	Carrera 1	Carrera 2	Total Punts
------	------	---------------	-----------	------	-----------	-----------	-------------

PromoRACC-1 2 Temps

1	78	ESTEBAN RUIZ, JOEL	135186-B	Lorenzo Bcn	20	25	45
2	62	TRIAS MOLAS, BLAI	135822-B	Esc. Osona	25	16	41
3	6	RODRIGUEZ VIVES, ORIOL	134455-T	Mc. Segre	13	20	33
4	24	LERA GONÇALVES, MARC	134467-B	Mc Móra d'Ebre	16	13	29
5	93	LOSADA PUGES, JORDI	135632-B	Lorenzo Bcn	10	10	20
6	13	MORENO VEIGA, OLIVER	135543-B	Simonety School	11	7	18
7	22	ANTONIO SANCHO, JORDI	135221-T	Mec Alcanar	6	11	17
8	99	VARO LUNA, IAN	134912-T	CEM Constantí	8	9	17
9	48	PLANQUES , GUILLEM GEORGES	135995-B	Pisto B.Montseny	7	8	15
10	87	MONLLAU BEDOS, ARNAU	135348-T-AI	Mc Amposta	9	0	9

PromoRACC-1 4 Temps

1	41	NUÑEZ FERNANDEZ-COTO, OSCAR	134868-B	Esc.Motociclista	25	25	50
2	28	PERRONE CANTON, VALENTIN	134951-T	MC Circuit Móra	20	20	40
3	4	ASSOUIRITE , ANWAR	134653-B	Esc.Motociclista	16	16	32
4	40	PEDRO BUITRAGO, MARC	135098-T	Lorenzo Bcn	13	13	26

Cap de cronometratge / Director de Carrera / President del Jurat

Orbits



Copa Catalana Promovelocitat-Móra d'Ebre

classificat per voltes

PromoRACC 1

Circuit de Mora d'Ebre (b) 1,400 km

Primera Cursa

02/07/2017 11:25

Cursa (12:00 i 2 Voltes) started at 11:22:51

Posició	Nº	Nom	Voltes	Total Ts	Dif	Millor Tm	Motocicleta	Llicència	Club	Punts
1	62	TRIAS MOLAS, BLAI	15	14:17.680		56.537	RMU MOTO	135822-B	Esc. Osona	25
2	78	ESTEBAN RUIZ, JOEL	15	14:17.845	0.165	56.558	METRAKIT	135186-B	Lorenzo Bcn	20
3	24	LERA GONÇALVES, MARC	15	14:20.934	3.254	56.706	METRAKIT	134467-B	Mc Móra d'Ebre	16
4	6	RODRIGUEZ VIVES, ORIOL	15	14:21.681	4.001	56.603	SG RACING	134455-T	Mc. Segre	13
5	13	MORENO VEIGA, OLIVER	15	14:48.609	30.929	58.343	METRAKIT	135543-B	Simonety Schoc	11
6	93	LOSADA PUGES, JORDI	15	14:52.418	34.738	58.214	SIN MARCA	135632-B	Lorenzo Bcn	10
7	41	NUÑEZ FERNANDEZ-COTO, OSCAR	15	14:52.576	34.896	57.904	SIN MARCA	134868-B	Esc.Motociclista	25
8	87	MONLLAU BEDOS, ARNAU	15	14:53.563	35.883	58.358	METRAKIT	135348-T-AM	Mc Amposta	9
9	99	VARO LUNA, IAN	15	14:59.159	41.479	58.521	METRAKIT	134912-T	CEM Constantí	8
10	48	PLANQUES , GUILLEM GEORGES	15	15:00.098	42.418	58.986	RMU MOTO	135995-B	Pisto B.Montser	7
11	22	ANTONIO SANCHO, JORDI	15	15:12.921	55.241	58.542	METRAKIT	135221-T	Mec Alcanar	6
12	28	PERRONE CANTON, VALENTIN	15	15:14.034	56.354	1:00.055	IMR	134951-T	MC Circuit Móra	20
13	4	ASSOUIRITE , ANWAR	14	14:23.216	1 Volta	1:00.643	HELP RACIN	134653-B	Esc.Motociclista	16
14	40	PEDRO BUITRAGO, MARC	14	14:23.647	1 Volta	1:00.554	HELP RACIN	135098-T	Lorenzo Bcn	13

Marge de victòria	Velocitat mitja	Millor temps de volta	Millor vel.	Millor volta per
0.165	88,145	56.537	89,145	62 - TRIAS MOLAS, BLAI

Cap de cronometratge / Director de Carrera / President del Jurat

Orbits

Copa Catalana Promovelocitat-Móra d'Ebre

classificat per voltes

PromoRACC 1

Circuit de Mora d'Ebre (b) 1,400 km

Primera Cursa

02/07/2017 11:25

Cursa (12:00 i 2 Voltes) started at 11:22:51

Posició	Nº	Nom	Voltes	Total Ts	Dif	Millor Tm	Motocicleta	Llicència	Club	Punts
PromoRACC-1 2 Temps										
1	62	TRIAS MOLAS, BLAI	15	14:17.680		56.537	RMU MOTO	135822-B	Esc. Osona	25
2	78	ESTEBAN RUIZ, JOEL	15	14:17.845	0.165	56.558	METRAKIT	135186-B	Lorenzo Bcn	20
3	24	LERA GONÇALVES, MARC	15	14:20.934	3.254	56.706	METRAKIT	134467-B	Mc Móra d'Ebre	16
4	6	RODRIGUEZ VIVES, ORIOL	15	14:21.681	4.001	56.603	SG RACING	134455-T	Mc. Segre	13
5	13	MORENO VEIGA, OLIVER	15	14:48.609	30.929	58.343	METRAKIT	135543-B	Simonety Schoc	11
6	93	LOSADA PUGES, JORDI	15	14:52.418	34.738	58.214	SIN MARCA	135632-B	Lorenzo Bcn	10
7	87	MONLLAU BEDOS, ARNAU	15	14:53.563	35.883	58.358	METRAKIT	135348-T-AM	Mc Amposta	9
8	99	VARO LUNA, IAN	15	14:59.159	41.479	58.521	METRAKIT	134912-T	CEM Constantí	8
9	48	PLANQUES, GUILLEM GEORGES	15	15:00.098	42.418	58.986	RMU MOTO	135995-B	Pisto B.Montser	7
10	22	ANTONIO SANCHO, JORDI	15	15:12.921	55.241	58.542	METRAKIT	135221-T	Mec Alcanar	6

PromoRACC-1 4 Temps

1	41	NUÑEZ FERNANDEZ-COTO, OSCAR	15	14:52.576		57.904	SIN MARCA	134868-B	Esc.Motociclista	25
2	28	PERRONE CANTON, VALENTIN	15	15:14.034	21.458	1:00.055	IMR	134951-T	MC Circuit Móra	20
3	4	ASSOUIRITE, ANWAR	14	14:23.216	1 Volta	1:00.643	HELP RACIN	134653-B	Esc.Motociclista	16
4	40	PEDRO BUITRAGO, MARC	14	14:23.647	1 Volta	1:00.554	HELP RACIN	135098-T	Lorenzo Bcn	13

Marge de victòria	Velocitat mitja	Millor temps de volta	Millor vel.	Millor volta per
0.165	88,145	56.537	89,145	62 - TRIAS MOLAS, BLAI

Cap de cronometratge / Director de Carrera / President del Jurat

Orbits

Copa Catalana Promovelocitat-Mòra d'Ebre

Volta a volta

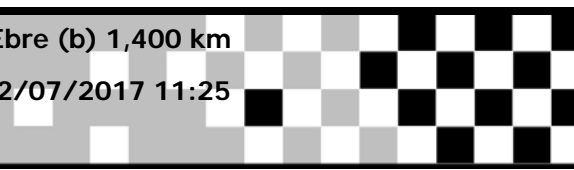
PromoRACC 1

Circuit de Mora d'Ebre (b) 1,400 km

Primera Cursa

02/07/2017 11:25

Cursa (12:00 i 2 Voltes) started at 11:22:51



Competidors

Voltes

	0	1	2	3	4	5	6	7	8	9	10	11	12	13	14	15
1 LERA GONÇALVES, MARC (24)	24	78	78	78	78	78	78	78	78	78	78	78	78	78	78	62
2 ESTEBAN RUIZ, JOEL (78)	78	24	24	24	24	24	24	24	62	62	62	62	62	62	62	78
3 RODRIGUEZ VIVES, ORIOL (6)	6	6	6	62	62	62	62	62	24	24	24	24	24	24	24	24
4 ANTONIO SANCHO, JORDI (22)	22	62	62	6	6	6	6	6	6	6	6	6	6	6	6	6
5 TRIAS MOLAS, BLAI (62)	62	13	13	13	13	13	13	13	13	13	13	13	13	13	13	13
6 MONLLAU BEDOS, ARNAU (87)	87	28	28	87	87	87	87	87	87	87	87	87	87	87	93	93
7 MORENO VEIGA, OLIVER (13)	13	87	87	28	48	48	48	48	48	93	93	93	93	87	41	41
8 LOSADA PUGES, JORDI (93)	93	48	48	48	28	93	93	93	93	41	41	41	41	41	87	87
9 PERRONE CANTON, VALENTIN (28)	28	93	93	93	93	41	41	41	41	48	48	99	99	99	99	99
10 PLANQUES, GUILLEM GEORGES (48)	48	99	99	99	41	28	99	99	99	99	99	48	48	48	48	48
11 PEDRO BUITRAGO, MARC (40)	40	4	41	41	99	99	28	28	28	28	28	28	28	28	28	22
12 VARO LUNA, IAN (99)	99	40	4	4	4	4	4	4	4	4	22	22	22	22	22	28
13 ASSOIRITE, ANWAR (4)	4	41	40	40	40	40	40	40	40	40	4	4	4	4	4	4
14 NUÑEZ FERNANDEZ-COTO, OSCAR (41)	41	22	22	22	22	22	22	22	22	22	40	40	40	40	40	40



Copa Catalana Promovelocitat-Móra d'Ebre

PromoRACC 1

Circuit de Mora d'Ebre (b) 1,400 km

Primera Cursa

02/07/2017 11:25

Cursa (12:00 i 2 Voltes) started at 11:22:51

Lap	Lap Tm	Diff	Time of Day
(62) TRIAS MOLAS, BLAI			
1	1:00.024	+3.487	11:23:54.678
2	57.224	+0.687	11:24:51.902
3	56.537		11:25:48.439
4	56.793	+0.256	11:26:45.232
5	56.739	+0.202	11:27:41.971
6	56.759	+0.222	11:28:38.730
7	56.663	+0.126	11:29:35.393
8	56.601	+0.064	11:30:31.994
9	56.690	+0.153	11:31:28.684
10	57.030	+0.493	11:32:25.714
11	56.754	+0.217	11:33:22.468
12	56.610	+0.073	11:34:19.078
13	56.653	+0.116	11:35:15.731
14	56.999	+0.462	11:36:12.730
15	56.796	+0.259	11:37:09.526

Lap	Lap Tm	Diff	Time of Day
(78) ESTEBAN RUIZ, JOEL			
1	59.120	+2.562	11:23:53.442
2	57.708	+1.150	11:24:51.150
3	56.558		11:25:47.708
4	56.704	+0.146	11:26:44.412
5	56.692	+0.134	11:27:41.104
6	56.637	+0.079	11:28:37.741
7	56.577	+0.019	11:29:34.318
8	56.570	+0.012	11:30:30.888
9	56.759	+0.201	11:31:27.647
10	56.945	+0.387	11:32:24.592
11	56.723	+0.165	11:33:21.315
12	56.783	+0.225	11:34:18.098
13	57.054	+0.496	11:35:15.152
14	57.344	+0.786	11:36:12.496
15	57.195	+0.637	11:37:09.691

Lap	Lap Tm	Diff	Time of Day
(24) LERA GONÇALVES, MARC			
1	59.356	+2.650	11:23:53.608
2	57.832	+1.126	11:24:51.440
3	56.784	+0.078	11:25:48.224
4	56.788	+0.082	11:26:45.012
5	56.822	+0.116	11:27:41.834
6	56.706		11:28:38.540
7	56.722	+0.016	11:29:35.262
8	57.039	+0.333	11:30:32.301
9	56.735	+0.029	11:31:29.036
10	56.923	+0.217	11:32:25.959
11	56.967	+0.261	11:33:22.926
12	57.101	+0.395	11:34:20.027
13	57.484	+0.778	11:35:17.511
14	57.326	+0.620	11:36:14.837
15	57.943	+1.237	11:37:12.780

Lap	Lap Tm	Diff	Time of Day
(6) RODRIGUEZ VIVES, ORIOL			
1	59.364	+2.761	11:23:53.831
2	57.739	+1.136	11:24:51.570
3	57.399	+0.796	11:25:48.969
4	56.705	+0.102	11:26:45.674
5	56.603		11:27:42.277
6	56.667	+0.064	11:28:38.944
7	56.613	+0.010	11:29:35.557
8	56.892	+0.289	11:30:32.449
9	57.014	+0.411	11:31:29.463
10	56.864	+0.261	11:32:26.327
11	56.872	+0.269	11:33:23.199
12	57.005	+0.402	11:34:20.204
13	57.428	+0.825	11:35:17.632

Lap	Lap Tm	Diff	Time of Day
14	57.519	+0.916	11:36:15.151
15	58.376	+1.773	11:37:13.527

Lap	Lap Tm	Diff	Time of Day
(13) MORENO VEIGA, OLIVER			
1	1:01.611	+3.268	11:23:56.455
2	59.755	+1.412	11:24:56.210
3	59.117	+0.774	11:25:55.327
4	58.984	+0.641	11:26:54.311
5	59.143	+0.800	11:27:53.454
6	58.670	+0.327	11:28:52.124
7	58.933	+0.590	11:29:51.057
8	58.698	+0.355	11:30:49.755
9	59.084	+0.741	11:31:48.839
10	58.617	+0.274	11:32:47.456
11	58.592	+0.249	11:33:46.048
12	58.557	+0.214	11:34:44.605
13	58.633	+0.290	11:35:43.238
14	58.343		11:36:41.581
15	58.874	+0.531	11:37:40.455

Lap	Lap Tm	Diff	Time of Day
(93) LOSADA PUGES, JORDI			
1	1:03.432	+5.218	11:23:58.680
2	59.901	+1.687	11:24:58.581
3	59.984	+1.770	11:25:58.565
4	1:00.188	+1.974	11:26:58.753
5	59.123	+0.909	11:27:57.876
6	59.330	+1.116	11:28:57.206
7	59.202	+0.988	11:29:56.408
8	59.399	+1.185	11:30:55.807
9	58.269	+0.055	11:31:54.076
10	58.252	+0.038	11:32:52.328
11	58.400	+0.186	11:33:50.728
12	58.587	+0.373	11:34:49.315
13	58.337	+0.123	11:35:47.652
14	58.214		11:36:45.866
15	58.398	+0.184	11:37:44.264

Lap	Lap Tm	Diff	Time of Day
(41) NUÑEZ FERNANDEZ-COTO, OSCAR			
1	59.837	+1.933	11:24:01.349
2	59.432	+1.528	11:25:00.781
3	58.103	+0.199	11:25:58.884
4	1:00.078	+2.174	11:26:58.962
5	59.146	+1.242	11:27:58.108
6	59.311	+1.407	11:28:57.419
7	59.158	+1.254	11:29:56.577
8	59.380	+1.476	11:30:55.957
9	58.736	+0.832	11:31:54.693
10	57.904		11:32:52.597
11	58.276	+0.372	11:33:50.873
12	58.638	+0.734	11:34:49.511
13	58.733	+0.829	11:35:48.244
14	58.160	+0.256	11:36:46.404
15	58.018	+0.114	11:37:44.422

Lap	Lap Tm	Diff	Time of Day
(87) MONLLAU BEDOS, ARNAU			
1	1:03.118	+4.760	11:23:57.861
2	59.974	+1.616	11:24:57.835
3	59.361	+1.003	11:25:57.196
4	59.267	+0.909	11:26:56.463
5	59.327	+0.969	11:27:55.790
6	59.399	+1.041	11:28:55.189
7	59.128	+0.770	11:29:54.317
8	58.998	+0.640	11:30:53.315
9	59.021	+0.663	11:31:52.336
10	59.015	+0.657	11:32:51.351
11	59.029	+0.671	11:33:50.380

Lap	Lap Tm	Diff	Time of Day
12	58.515	+0.157	11:34:48.895
13	59.146	+0.788	11:35:48.041
14	59.010	+0.652	11:36:47.051
15	58.358		11:37:45.409

Lap	Lap Tm	Diff	Time of Day
(99) VARO LUNA, IAN			
1	1:03.096	+4.575	11:23:58.778
2	1:00.052	+1.531	11:24:58.830
3	59.856	+1.335	11:25:58.686
4	1:00.514	+1.993	11:26:59.200
5	59.988	+1.467	11:27:59.188
6	59.718	+1.197	11:28:58.906
7	58.635	+0.114	11:29:57.541
8	58.521		11:30:56.062
9	59.393	+0.872	11:31:55.455
10	59.014	+0.493	11:32:54.469
11	59.272	+0.751	11:33:53.741
12	58.993	+0.472	11:34:52.734
13	59.579	+1.058	11:35:52.313
14	59.166	+0.645	11:36:51.479
15	59.526	+1.005	11:37:51.005

Lap	Lap Tm	Diff	Time of Day
(48) PLANQUES, GUILLEM GEORGES			
1	1:03.008	+4.022	11:23:58.453
2	1:00.015	+1.029	11:24:58.468
3	59.894	+0.908	11:25:58.362
4	59.645	+0.659	11:26:58.007
5	59.722	+0.736	11:27:57.729
6	59.375	+0.389	11:28:57.104
7	59.189	+0.203	11:29:56.293
8	59.255	+0.269	11:30:55.548
9	59.793	+0.807	11:31:55.341
10	58.986		11:32:54.327
11	59.434	+0.448	11:33:53.761
12	59.550	+0.564	11:34:53.311
13	59.428	+0.442	11:35:52.739
14	59.164	+0.178	11:36:51.903
15	1:00.041	+1.055	11:37:51.944

Lap	Lap Tm	Diff	Time of Day
(22) ANTONIO SANCHO, JORDI			
1	1:23.569	+25.027	11:24:18.187
2	59.393	+0.851	11:25:17.580
3	58.771	+0.229	11:26:16.351
4	59.001	+0.459	11:27:15.352
5	58.542		11:28:13.894
6	58.782	+0.240	11:29:12.676
7	58.652	+0.110	11:30:11.328
8	58.839	+0.297	11:31:10.167
9	58.723	+0.181	11:32:08.890
10	1:00.084	+1.542	11:33:08.974
11	58.808	+0.266	11:34:07.782
12	59.353	+0.811	11:35:07.135
13	59.201	+0.659	11:36:06.336
14	58.930	+0.388	11:37:05.266
15	59.501	+0.959	11:38:04.767

Lap	Lap Tm	Diff	Time of Day
(28) PERRONE CANTON, VALENTIN			
1	1:01.830	+1.775	11:23:57.162
2	1:00.061	+0.006	11:24:57.223
3	1:00.743	+0.688	11:25:57.966
4	1:00.610	+0.555	11:26:58.576
5	1:00.324	+0.269	11:27:58.900
6	1:00.055		11:28:58.95

Copa Catalana Promovelocitat-Mòra d'Ebre

PromoRACC 1

Circuit de Mora d'Ebre (b) 1,400 km

Primera Cursa

02/07/2017 11:25

Cursa (12:00 i 2 Voltes) started at 11:22:51

Lap	Lap Tm	Diff	Time of Day
10	1:01.073	+1.018	11:33:01.568
11	1:00.583	+0.528	11:34:02.151
12	1:00.961	+0.906	11:35:03.112
13	1:00.964	+0.909	11:36:04.076
14	1:00.994	+0.939	11:37:05.070
15	1:00.810	+0.755	11:38:05.880

(4) ASSOUIRITE , ANWAR

1	1:03.997	+3.354	11:23:59.962
2	1:01.417	+0.774	11:25:01.379
3	1:00.763	+0.120	11:26:02.142
4	1:00.989	+0.346	11:27:03.131
5	1:01.248	+0.605	11:28:04.379
6	1:01.087	+0.444	11:29:05.466
7	1:00.643		11:30:06.109
8	1:00.996	+0.353	11:31:07.105
9	1:01.066	+0.423	11:32:08.171
10	1:01.274	+0.631	11:33:09.445
11	1:01.165	+0.522	11:34:10.610
12	1:01.148	+0.505	11:35:11.758
13	1:01.928	+1.285	11:36:13.686
14	1:01.376	+0.733	11:37:15.062

(40) PEDRO BUITRAGO, MARC

1	1:04.775	+4.221	11:24:00.391
2	1:01.449	+0.895	11:25:01.840
3	1:00.596	+0.042	11:26:02.436
4	1:01.071	+0.517	11:27:03.507
5	1:01.317	+0.763	11:28:04.824
6	1:01.015	+0.461	11:29:05.839
7	1:00.554		11:30:06.393
8	1:00.999	+0.445	11:31:07.392
9	1:01.024	+0.470	11:32:08.416
10	1:01.568	+1.014	11:33:09.984
11	1:01.096	+0.542	11:34:11.080
12	1:00.966	+0.412	11:35:12.046
13	1:02.063	+1.509	11:36:14.109
14	1:01.384	+0.830	11:37:15.493

Cap de cronometratge / Director de Carrera / President del Jurat

Orbits



Copa Catalana Promovelocitat-Móra d'Ebre

classificat per voltes

PromoRACC 1

Circuit de Mora d'Ebre (b) 1,400 km

Segona Cursa

02/07/2017 12:40

Cursa (12:00 i 2 Voltes) started at 12:39:12

Posició	Nº	Nom	Voltes	Total Ts	Dif	Millor Tm	Motocicleta	Llicència	Club	Punts
1	78	ESTEBAN RUIZ, JOEL	15	14:15.657		56.539	METRAKIT	135186-B	Lorenzo Bcn	25
2	6	RODRIGUEZ VIVES, ORIOL	15	14:19.304	3.647	56.635	SG RACING	134455-T	Mc. Segre	20
3	62	TRIAS MOLAS, BLAI	15	14:22.796	7.139	56.632	RMU MOTO	135822-B	Esc. Osona	16
4	24	LERA GONÇALVES, MARC	15	14:23.866	8.209	56.820	METRAKIT	134467-B	Mc Móra d'Ebre	13
5	22	ANTONIO SANCHO, JORDI	15	14:49.377	33.720	58.428	METRAKIT	135221-T	Mec Alcanar	11
6	93	LOSADA PUGES, JORDI	15	14:50.117	34.460	58.677	SIN MARCA	135632-B	Lorenzo Bcn	10
7	99	VARO LUNA, IAN	15	14:57.117	41.460	58.829	METRAKIT	134912-T	CEM Constantí	9
8	41	NUÑEZ FERNANDEZ-COTO, OSCAR	15	14:57.308	41.651	58.856	SIN MARCA	134868-B	Esc.Motociclista	25
9	48	PLANQUES , GUILLEM GEORGES	15	15:13.909	58.252	59.755	RMU MOTO	135995-B	Pisto B.Montser	8
10	28	PERRONE CANTON, VALENTIN	15	15:14.193	58.536	59.791	IMR	134951-T	MC Circuit Móra	20
11	4	ASSOUIRITE , ANWAR	14	14:30.151	1 Volta	1:01.093	HELP RACING	134653-B	Esc.Motociclista	16
12	13	MORENO VEIGA, OLIVER	14	14:38.739	1 Volta	58.615	METRAKIT	135543-B	Simonety Schoc	7
13	40	PEDRO BUITRAGO, MARC	14	14:39.056	1 Volta	1:01.113	HELP RACING	135098-T	Lorenzo Bcn	13
No classificat (75% = 12 Voltes)										
NT	87	MONLLAU BEDOS, ARNAU	9	8:58.452	NT	58.810	METRAKIT	135348-T-AM	Mc Amposta	0

Marge de victòria

Velocitat mitja

Millor temps de volta Millor vel.

Millor volta per

3.647

88,353

56.539

89,142

78 - ESTEBAN RUIZ, JOEL

Cap de cronometratge / Director de Carrera / President del Jurat

Orbits

Copa Catalana Promovelocitat-Móra d'Ebre

classificat per voltes

PromoRACC 1

Circuit de Mora d'Ebre (b) 1,400 km

Segona Cursa

02/07/2017 12:40

Cursa (12:00 i 2 Voltes) started at 12:39:12

Posició	Nº	Nom	Voltes	Total Ts	Dif	Millor Tm	Motocicleta	Llicència	Club	Punts
PromoRACC-1 2 Temps										
1	78	ESTEBAN RUIZ, JOEL	15	14:15.657		56.539	METRAKIT	135186-B	Lorenzo Bcn	25
2	6	RODRIGUEZ VIVES, ORIOL	15	14:19.304	3.647	56.635	SG RACING	134455-T	Mc. Segre	20
3	62	TRIAS MOLAS, BLAI	15	14:22.796	7.139	56.632	RMU MOTO	135822-B	Esc. Osona	16
4	24	LERA GONÇALVES, MARC	15	14:23.866	8.209	56.820	METRAKIT	134467-B	Mc Móra d'Ebre	13
5	22	ANTONIO SANCHO, JORDI	15	14:49.377	33.720	58.428	METRAKIT	135221-T	Mec Alcanar	11
6	93	LOSADA PUGES, JORDI	15	14:50.117	34.460	58.677	SIN MARCA	135632-B	Lorenzo Bcn	10
7	99	VARO LUNA, IAN	15	14:57.117	41.460	58.829	METRAKIT	134912-T	CEM Constantí	9
8	48	PLANQUES, GUILLEM GEORGES	15	15:13.909	58.252	59.755	RMU MOTO	135995-B	Pisto B.Montser	8
9	13	MORENO VEIGA, OLIVER	14	14:38.739	1 Volta	58.615	METRAKIT	135543-B	Simonety Schoc	7

No classificat (75% = 12 Voltes)

NT	87	MONLLAU BEDOS, ARNAU	9	8:58.452	NT	58.810	METRAKIT	135348-T-AM	Mc Amposta	0
----	----	----------------------	---	----------	----	--------	----------	-------------	------------	---

PromoRACC-1 4 Temps

1	41	NUÑEZ FERNANDEZ-COTO, OSCAR	15	14:57.308		58.856	SIN MARCA	134868-B	Esc.Motociclista	25
2	28	PERRONE CANTON, VALENTIN	15	15:14.193	16.885	59.791	IMR	134951-T	MC Circuit Móra	20
3	4	ASSOUIRITE, ANWAR	14	14:30.151	1 Volta	1:01.093	HELP RACING	134653-B	Esc.Motociclista	16
4	40	PEDRO BUITRAGO, MARC	14	14:39.056	1 Volta	1:01.113	HELP RACING	135098-T	Lorenzo Bcn	13

Marge de victòria	Velocitat mitja	Millor temps de volta	Millor vel.	Millor volta per
3.647	88,353	56.539	89,142	78 - ESTEBAN RUIZ, JOEL

Cap de cronometratge / Director de Carrera / President del Jurat

Orbits

Copa Catalana Promovelocitat-Mòra d'Ebre

Volta a volta


PromoRACC 1

Circuit de Mora d'Ebre (b) 1,400 km

Segona Cursa

02/07/2017 12:40

Cursa (12:00 i 2 Voltes) started at 12:39:12



Competidors

Voltes

	0	1	2	3	4	5	6	7	8	9	10	11	12	13	14	15
ESTEBAN RUIZ, JOEL (78)	1	78	78	78	78	78	78	78	78	78	78	78	78	78	78	78
LERA GONÇALVES, MARC (24)	2	24	6	6	6	6	6	6	6	6	6	6	6	6	6	6
RODRIGUEZ VIVES, ORIOL (6)	3	6	24	24	24	62	62	62	62	62	62	62	62	62	62	62
TRIAS MOLAS, BLAI (62)	4	62	62	62	62	24	24	24	24	24	24	24	24	24	24	24
ANTONIO SANCHO, JORDI (22)	5	22	22	22	22	22	22	22	22	22	22	22	22	22	22	22
MORENO VEIGA, OLIVER (13)	6	13	13	13	13	13	13	13	93	93	93	93	93	93	93	93
MONLLAU BEDOS, ARNAU (87)	7	87	93	93	93	93	93	93	87	87	99	99	99	99	99	99
LOSADA PUGES, JORDI (93)	8	93	87	87	87	87	87	87	99	99	41	41	41	41	41	41
PLANQUES , GUILLEM GEORGES (48)	9	48	48	48	99	99	99	99	41	41	48	48	48	48	28	48
PERRONE CANTON, VALENTIN (28)	10	28	99	41	41	41	41	41	48	48	28	28	28	28	48	28
VARO LUNA, IAN (99)	11	99	28	99	48	48	48	48	28	28	4	4	4	4	4	4
NUÑEZ FERNANDEZ-COTO, OSCAR (41)	12	41	41	28	28	28	28	28	13	13	40	13	13	13	13	13
ASSOUIRITE , ANWAR (4)	13	4	4	4	4	40	4	4	4	4	13	40	40	40	40	40
PEDRO BUITRAGO, MARC (40)	14	40	40	40	40	4	40	40	40	40	40	40	40	40	40	40



Copa Catalana Promovelocitat-Mòra d'Ebre

PromoRACC 1

Circuit de Mora d'Ebre (b) 1,400 km

Segona Cursa

02/07/2017 12:40

Cursa (12:00 i 2 Voltes) started at 12:39:12

Lap	Lap Tm	Diff	Time of Day
(78) ESTEBAN RUIZ, JOEL			
1	58.192	+1.653	12:40:12.827
2	57.110	+0.571	12:41:09.937
3	56.570	+0.031	12:42:06.507
4	56.936	+0.397	12:43:03.443
5	56.904	+0.365	12:44:00.347
6	56.688	+0.149	12:44:57.035
7	56.709	+0.170	12:45:53.744
8	56.539		12:46:50.283
9	56.729	+0.190	12:47:47.012
10	56.563	+0.024	12:48:43.575
11	56.593	+0.054	12:49:40.168
12	57.064	+0.525	12:50:37.232
13	57.150	+0.611	12:51:34.382
14	56.725	+0.186	12:52:31.107
15	56.653	+0.114	12:53:27.760

Lap	Lap Tm	Diff	Time of Day
(6) RODRIGUEZ VIVES, ORIOL			
1	58.369	+1.734	12:40:13.286
2	57.012	+0.377	12:41:10.298
3	56.635		12:42:06.933
4	56.679	+0.044	12:43:03.612
5	56.963	+0.328	12:44:00.575
6	56.746	+0.111	12:44:57.321
7	56.702	+0.067	12:45:54.023
8	56.743	+0.108	12:46:50.766
9	56.637	+0.002	12:47:47.403
10	56.738	+0.103	12:48:44.141
11	56.648	+0.013	12:49:40.789
12	57.395	+0.760	12:50:38.184
13	58.080	+1.445	12:51:36.264
14	57.565	+0.930	12:52:33.829
15	57.578	+0.943	12:53:31.407

Lap	Lap Tm	Diff	Time of Day
(62) TRIAS MOLAS, BLAI			
1	59.394	+2.762	12:40:14.423
2	57.099	+0.467	12:41:11.522
3	57.134	+0.502	12:42:08.656
4	57.401	+0.769	12:43:06.057
5	56.959	+0.327	12:44:03.016
6	57.279	+0.647	12:45:00.295
7	57.199	+0.567	12:45:57.494
8	56.878	+0.246	12:46:54.372
9	56.716	+0.084	12:47:51.088
10	56.632		12:48:47.720
11	57.137	+0.505	12:49:44.857
12	57.317	+0.685	12:50:42.174
13	58.564	+1.932	12:51:40.738
14	57.104	+0.472	12:52:37.842
15	57.057	+0.425	12:53:34.899

Lap	Lap Tm	Diff	Time of Day
(24) LERA GONÇALVES, MARC			
1	59.128	+2.308	12:40:13.933
2	57.319	+0.499	12:41:11.252
3	57.339	+0.519	12:42:08.591
4	57.753	+0.933	12:43:06.344
5	57.168	+0.348	12:44:03.512
6	57.023	+0.203	12:45:00.535
7	57.151	+0.331	12:45:57.686
8	56.868	+0.048	12:46:54.554
9	56.820		12:47:51.374
10	57.031	+0.211	12:48:48.405
11	57.174	+0.354	12:49:45.579
12	57.519	+0.699	12:50:43.098
13	57.935	+1.115	12:51:41.033

Lap	Lap Tm	Diff	Time of Day
14	57.624	+0.804	12:52:38.657
15	57.312	+0.492	12:53:35.969

Lap	Lap Tm	Diff	Time of Day
(22) ANTONIO SANCHO, JORDI			
1	1:00.344	+1.916	12:40:15.571
2	58.848	+0.420	12:41:14.419
3	58.840	+0.412	12:42:13.259
4	59.097	+0.669	12:43:12.356
5	59.695	+1.267	12:44:12.051
6	59.475	+1.047	12:45:11.526
7	58.831	+0.403	12:46:10.357
8	59.690	+1.262	12:47:10.047
9	58.988	+0.560	12:48:09.035
10	58.689	+0.261	12:49:07.724
11	59.125	+0.697	12:50:06.849
12	58.756	+0.328	12:51:05.605
13	58.896	+0.468	12:52:04.501
14	58.551	+0.123	12:53:03.052
15	58.428		12:54:01.480

Lap	Lap Tm	Diff	Time of Day
(93) LOSADA PUGES, JORDI			
1	1:01.753	+3.076	12:40:17.248
2	58.857	+0.180	12:41:16.105
3	58.799	+0.122	12:42:14.904
4	58.836	+0.159	12:43:13.740
5	59.115	+0.438	12:44:12.855
6	59.240	+0.563	12:45:12.095
7	59.259	+0.582	12:46:11.354
8	59.283	+0.606	12:47:10.637
9	58.788	+0.111	12:48:09.425
10	58.681	+0.004	12:49:08.106
11	58.984	+0.307	12:50:07.090
12	58.773	+0.096	12:51:05.863
13	58.839	+0.162	12:52:04.702
14	58.677		12:53:03.379
15	58.841	+0.164	12:54:02.220

Lap	Lap Tm	Diff	Time of Day
(99) VARO LUNA, IAN			
1	1:03.644	+4.815	12:40:19.414
2	59.945	+1.116	12:41:19.359
3	59.017	+0.188	12:42:18.376
4	58.829		12:43:17.205
5	59.625	+0.796	12:44:16.830
6	59.066	+0.237	12:45:15.896
7	59.151	+0.322	12:46:15.047
8	59.585	+0.756	12:47:14.632
9	59.206	+0.377	12:48:13.838
10	58.910	+0.081	12:49:12.748
11	59.332	+0.503	12:50:12.080
12	59.157	+0.328	12:51:11.237
13	59.207	+0.378	12:52:10.444
14	59.326	+0.497	12:53:09.770
15	59.450	+0.621	12:54:09.220

Lap	Lap Tm	Diff	Time of Day
(41) NUÑEZ FERNANDEZ-COTO, OSCAR			
1	1:04.203	+5.347	12:40:20.134
2	58.885	+0.029	12:41:19.019
3	59.572	+0.716	12:42:18.591
4	58.856		12:43:17.447
5	59.622	+0.766	12:44:17.069
6	59.158	+0.302	12:45:16.227
7	59.028	+0.172	12:46:15.255
8	59.624	+0.768	12:47:14.879
9	59.208	+0.352	12:48:14.087
10	58.896	+0.040	12:49:12.983
11	59.298	+0.442	12:50:12.281

Lap	Lap Tm	Diff	Time of Day
12	59.226	+0.370	12:51:11.507
13	59.128	+0.272	12:52:10.635
14	59.334	+0.478	12:53:09.969
15	59.442	+0.586	12:54:09.411

Lap	Lap Tm	Diff	Time of Day
(48) PLANQUES, GUILLEM GEORGES			
1	1:02.885	+3.130	12:40:18.562
2	1:00.274	+0.519	12:41:18.836
3	1:02.060	+2.305	12:42:20.896
4	1:01.195	+1.440	12:43:22.091
5	1:00.751	+0.996	12:44:22.842
6	1:00.426	+0.671	12:45:23.268
7	1:00.558	+0.803	12:46:23.826
8	1:01.207	+1.452	12:47:25.033
9	1:00.196	+0.441	12:48:25.229
10	1:00.331	+0.576	12:49:25.560
11	1:00.045	+0.290	12:50:25.605
12	59.755		12:51:25.360
13	1:00.001	+0.246	12:52:25.361
14	1:00.883	+1.128	12:53:26.244
15	59.768	+0.013	12:54:26.012

Lap	Lap Tm	Diff	Time of Day
(28) PERRONE CANTON, VALENTIN			
1	1:04.354	+4.563	12:40:20.047
2	1:00.793	+1.002	12:41:20.840
3	1:00.886	+1.095	12:42:21.726
4	1:00.750	+0.959	12:43:22.476
5	1:00.614	+0.823	12:44:23.090
6	1:00.535	+0.744	12:45:23.625
7	1:00.502	+0.711	12:46:24.127
8	1:01.193	+1.402	12:47:25.320
9	1:00.134	+0.343	12:48:25.454
10	1:00.352	+0.561	12:49:25.806
11	1:00.173	+0.382	12:50:25.979
12	59.897	+0.106	12:51:25.876
13	59.791		12:52:25.667
14	1:00.368	+0.577	12:53:26.035
15	1:00.261	+0.470	12:54:26.296

Lap	Lap Tm	Diff	Time of Day
(4) ASSOUIRIT, ANWAR			
1	1:05.275	+4.182	12:40:21.353
2	1:01.515	+0.422	12:41:22.868
3	1:01.468	+0.375	12:42:24.336
4	1:01.735	+0.642	12:43:26.071
5	1:01.093		12:44:27.164
6	1:01.288	+0.195	12:45:28.452
7	1:01.260	+0.167	12:46:29.712
8	1:01.409	+0.316	12:47:31.121
9	1:02.177	+1.084	12:48:33.298
10	1:01.869	+0.776	12:49:35.167
11	1:01.338	+0.245	12:50:36.505
12	1:01.404	+0.311	12:51:37.909
13	1:01.955	+0.862	12:52:39.864
14	1:02.390	+1.297	12:53:42.254

Lap	Lap Tm	Diff	Time of Day
(13) MORENO VEIGA, OLIVER			
1	1:01.415	+2.800	12:40:16.749
2	58.792	+0.177	12:41:15.541
3	58.951	+0.336	12:42:14.492
4	58.615		12:43:13.107
5	58.994	+0.379	12:44:12.101
6	59.503	+0.888	12:45:11.604
7	58.844	+0.229	12:46:10.448
8	1:18.909	+20.294	12:47:29.357
9	1:03.747	+5.132	12:48:33.104
10	1:03.160	+4.545	12:49:36.264

Cap de cronometratge / Director de Carrera / President del Jurat

Orbits



Copa Catalana Promovelocitat-Mòra d'Ebre

PromoRACC 1

Circuit de Mora d'Ebre (b) 1,400 km

Segona Cursa

02/07/2017 12:40

Cursa (12:00 i 2 Voltes) started at 12:39:12

Lap	Lap Tm	Diff	Time of Day
11	1:03.268	+4.653	12:50:39.532
12	1:04.180	+5.565	12:51:43.712
13	1:03.248	+4.633	12:52:46.960
14	1:03.882	+5.267	12:53:50.842

(40) PEDRO BUITRAGO, MARC

Lap	Lap Tm	Diff	Time of Day
1	1:05.777	+4.664	12:40:21.866
2	1:01.319	+0.206	12:41:23.185
3	1:01.477	+0.364	12:42:24.662
4	1:01.345	+0.232	12:43:26.007
5	1:01.570	+0.457	12:44:27.577
6	1:01.294	+0.181	12:45:28.871
7	1:01.113		12:46:29.984
8	1:01.608	+0.495	12:47:31.592
9	1:02.069	+0.956	12:48:33.661
10	1:02.421	+1.308	12:49:36.082
11	1:03.947	+2.834	12:50:40.029
12	1:04.095	+2.982	12:51:44.124
13	1:03.181	+2.068	12:52:47.305
14	1:03.854	+2.741	12:53:51.159

(87) MONLLAU BEDOS, ARNAU

Lap	Lap Tm	Diff	Time of Day
1	1:02.436	+3.626	12:40:17.822
2	59.263	+0.453	12:41:17.085
3	59.191	+0.381	12:42:16.276
4	59.284	+0.474	12:43:15.560
5	58.992	+0.182	12:44:14.552
6	58.810		12:45:13.362
7	59.068	+0.258	12:46:12.430
8	58.971	+0.161	12:47:11.401
9	59.154	+0.344	12:48:10.555

Lap Lap Tm Diff Time of Day

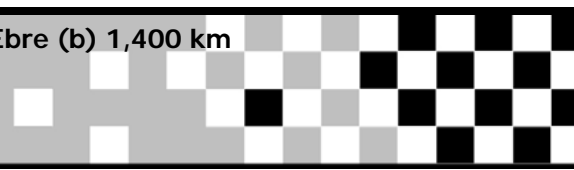
Lap Lap Tm Diff Time of Day

Copa Catalana Promovelocitat-Mòra d'Ebre

PromoRACC 1

Circuit de Mora d'Ebre (b) 1,400 km

Entrenaments Qualificatius



Posició	Nº	Nom	Millor Ts total	R1. Millor Tm	R2. Millor Tm	classe
1	78	ESTEBAN RUIZ, JOEL	56.359	57.154	56.359	PromoRACC-1 2 Temps
2	24	LERA GONÇALVES, MARC	57.273	57.976	57.273	PromoRACC-1 2 Temps
3	6	RODRIGUEZ VIVES, ORIOL	57.381	58.094	57.381	PromoRACC-1 2 Temps
4	62	TRIAS MOLAS, BLAI	57.472	57.789	57.472	PromoRACC-1 2 Temps
5	22	ANTONIO SANCHO, JORDI	57.836	58.037	57.836	PromoRACC-1 2 Temps
6	93	LOSADA PUGES, JORDI	58.261	59.337	58.261	PromoRACC-1 2 Temps
7	41	NUÑEZ FERNANDEZ-COTO, OSCAR	58.453	58.690	58.453	PromoRACC-1 4 Temps
8	13	MORENO VEIGA, OLIVER	58.488	58.757	58.488	PromoRACC-1 2 Temps
9	87	MONLLAU BEDOS, ARNAU	58.799	59.223	58.799	PromoRACC-1 2 Temps
10	99	VARO LUNA, IAN	59.770	1:00.952	59.770	PromoRACC-1 2 Temps
11	48	PLANQUES , GUILLEM GEORGES	59.874	1:00.171	59.874	PromoRACC-1 2 Temps
12	28	PERRONE CANTON, VALENTIN	1:00.009	1:00.009	1:00.399	PromoRACC-1 4 Temps
13	40	PEDRO BUITRAGO, MARC	1:00.176	1:02.840	1:00.176	PromoRACC-1 4 Temps
14	4	ASSOUIRITE , ANWAR	1:00.718	1:01.199	1:00.718	PromoRACC-1 4 Temps

Cap de cronometratge / Director de Carrera / President del Jurat

Orbits



Copa Catalana Promovelocitat-Móra d'Ebre

Ordenat per la volta més ràpida

PromoRACC 1

Circuit de Mora d'Ebre (b) 1,400 km

Entrenaments Qualificatius 1a. Sèrie

02/07/2017 09:30

Classificació (10:00 Temps) started at 9:30:02

Posició	Nº	Nom	Millor Tm	En volta	Dif	2º Millor	Club	Motocicleta	classe
1	78	ESTEBAN RUIZ, JOEL	57.154	9		57.261	Lorenzo Bcn	METRAKIT	PromoRACC-1 2 Te
2	62	TRIAS MOLAS, BLAI	57.789	7	0.635	57.926	Esc. Osona	RMU MOTO	PromoRACC-1 2 Te
3	24	LERA GONÇALVES, MARC	57.976	4	0.822	58.002	Mc Móra d'Ebre	METRAKIT	PromoRACC-1 2 Te
4	22	ANTONIO SANCHO, JORDI	58.037	10	0.883	58.306	Mec Alcanar	METRAKIT	PromoRACC-1 2 Te
5	6	RODRIGUEZ VIVES, ORIOL	58.094	10	0.940	58.104	Mc. Segre	SG RACING	PromoRACC-1 2 Te
6	41	NUÑEZ FERNANDEZ-COTO, OSCAR	58.690	10	1.536	59.111	Esc.Motociclista	SIN MARCA	PromoRACC-1 4 Te
7	13	MORENO VEIGA, OLIVER	58.757	10	1.603	59.449	Simonety School	METRAKIT	PromoRACC-1 2 Te
8	87	MONLLAU BEDOS, ARNAU	59.223	8	2.069	59.275	Mc Amposta	METRAKIT	PromoRACC-1 2 Te
9	93	LOSADA PUGES, JORDI	59.337	9	2.183	59.683	Lorenzo Bcn	SIN MARCA	PromoRACC-1 2 Te
10	28	PERRONE CANTON, VALENTIN	1:00.009	7	2.855	1:00.151	MC Circuit Móra	IMR	PromoRACC-1 4 Te
11	48	PLANQUES , GUILLEM GEORGES	1:00.171	8	3.017	1:00.971	Pisto B.Montseny	RMU MOTO	PromoRACC-1 2 Te
12	99	VARO LUNA, IAN	1:00.952	5	3.798	1:01.114	CEM Constantí	METRAKIT	PromoRACC-1 2 Te
13	4	ASSOUIRITE , ANWAR	1:01.199	9	4.045	1:01.336	Esc.Motociclista	HELP RACING	PromoRACC-1 4 Te
14	40	PEDRO BUITRAGO, MARC	1:02.840	7	5.686	1:03.899	Lorenzo Bcn	HELP RACING	PromoRACC-1 4 Te

Cap de cronometratge / Director de Carrera / President del Jurat

Orbits



Copa Catalana Promovelocitat-Móra d'Ebre

PromoRACC 1

Circuit de Mora d'Ebre (b) 1,400 km

Entrenaments Qualificatius 1a. Sèrie

02/07/2017 09:30

Classificació (10:00 Temps) started at 9:30:02

Lap	Lap Tm	Diff	Time of Day
(78) ESTEBAN RUIZ, JOEL			
1	1:22.987	+25.833	9:32:22.071
2	1:01.943	+4.789	9:33:24.014
3	58.470	+1.316	9:34:22.484
4	58.338	+1.184	9:35:20.822
5	57.261	+0.107	9:36:18.083
6	57.995	+0.841	9:37:16.078
7	57.931	+0.777	9:38:14.009
8	57.306	+0.152	9:39:11.315
9	57.154		9:40:08.469

Lap	Lap Tm	Diff	Time of Day
(62) TRIAS MOLAS, BLAI			
1	1:01.931	+4.142	9:33:08.566
2	58.876	+1.087	9:34:07.442
3	58.841	+1.052	9:35:06.283
4	58.090	+0.301	9:36:04.373
5	58.894	+1.105	9:37:03.267
6	57.931	+0.142	9:38:01.198
7	57.789		9:38:58.987
8	57.926	+0.137	9:39:56.913
9	58.202	+0.413	9:40:55.115

Lap	Lap Tm	Diff	Time of Day
(24) LERA GONÇALVES, MARC			
1	1:11.460	+13.484	9:32:05.530
2	1:03.617	+5.641	9:33:09.147
3	58.482	+0.506	9:34:07.629
4	57.976		9:35:05.605
5	58.177	+0.201	9:36:03.782
6	59.086	+1.110	9:37:02.868
7	58.002	+0.026	9:38:00.870
8	58.372	+0.396	9:38:59.242
9	58.052	+0.076	9:39:57.294
10	58.182	+0.206	9:40:55.476

Lap	Lap Tm	Diff	Time of Day
(22) ANTONIO SANCHO, JORDI			
1	1:10.762	+12.725	9:31:20.327
2	1:01.691	+3.654	9:32:22.018
3	59.681	+1.644	9:33:21.699
4	58.616	+0.579	9:34:20.315
5	58.706	+0.669	9:35:19.021
6	58.410	+0.373	9:36:17.431
7	58.576	+0.539	9:37:16.007
8	58.430	+0.393	9:38:14.437
9	58.306	+0.269	9:39:12.743
10	58.037		9:40:10.780

Lap	Lap Tm	Diff	Time of Day
(6) RODRIGUEZ VIVES, ORIOL			
1	1:08.792	+10.698	9:31:19.196
2	1:02.500	+4.406	9:32:21.696
3	59.642	+1.548	9:33:21.338
4	58.746	+0.652	9:34:20.084
5	1:10.301	+12.207	9:35:30.385
6	1:04.296	+6.202	9:36:34.681
7	58.104	+0.010	9:37:32.785
8	58.126	+0.032	9:38:30.911
9	59.482	+1.388	9:39:30.393
10	58.094		9:40:28.487

Lap	Lap Tm	Diff	Time of Day
(41) NUÑEZ FERNANDEZ-COTO, OSCAR			
1	1:07.861	+9.171	9:31:19.363
2	1:01.746	+3.056	9:32:21.109
3	1:00.105	+1.415	9:33:21.214
4	1:00.053	+1.363	9:34:21.267
5	1:00.032	+1.342	9:35:21.299
6	59.518	+0.828	9:36:20.817

Lap	Lap Tm	Diff	Time of Day
7	59.301	+0.611	9:37:20.118
8	59.161	+0.471	9:38:19.279
9	59.111	+0.421	9:39:18.390
10	58.690		9:40:17.080

Lap	Lap Tm	Diff	Time of Day
(13) MORENO VEIGA, OLIVER			
1	1:08.596	+9.839	9:31:41.467
2	1:02.385	+3.628	9:32:43.852
3	1:00.780	+2.023	9:33:44.632
4	1:00.715	+1.958	9:34:45.347
5	59.991	+1.234	9:35:45.338
6	59.857	+1.100	9:36:45.195
7	59.681	+0.924	9:37:44.876
8	59.641	+0.884	9:38:44.517
9	59.449	+0.692	9:39:43.966
10	58.757		9:40:42.723

Lap	Lap Tm	Diff	Time of Day
(87) MONLLAU BEDOS, ARNAU			
1	1:08.197	+8.974	9:31:22.570
2	1:00.783	+1.560	9:32:23.353
3	1:01.102	+1.879	9:33:24.455
4	59.275	+0.052	9:34:23.730
5	59.402	+0.179	9:35:23.132
6	59.289	+0.066	9:36:22.421
7	59.397	+0.174	9:37:21.818
8	59.223		9:38:21.041
9	59.284	+0.061	9:39:20.325
10	59.589	+0.366	9:40:19.914

Lap	Lap Tm	Diff	Time of Day
(93) LOSADA PUGES, JORDI			
1	1:08.163	+8.826	9:31:13.053
2	1:03.079	+3.742	9:32:16.132
3	1:00.306	+0.969	9:33:16.438
4	59.683	+0.346	9:34:16.121
5	59.770	+0.433	9:35:15.891
6	1:00.300	+0.963	9:36:16.191
7	59.688	+0.351	9:37:15.879
8	1:00.676	+1.339	9:38:16.555
9	59.337		9:39:15.892
10	1:00.015	+0.678	9:40:15.907

Lap	Lap Tm	Diff	Time of Day
(28) PERRONE CANTON, VALENTIN			
1	1:09.270	+9.261	9:31:32.956
2	1:01.585	+1.576	9:32:34.541
3	1:01.651	+1.642	9:33:36.192
4	1:00.697	+0.688	9:34:36.889
5	1:00.441	+0.432	9:35:37.330
6	1:00.544	+0.535	9:36:37.874
7	1:00.009		9:37:37.883
8	1:00.151	+0.142	9:38:38.034
9	1:01.467	+1.458	9:39:39.501
10	1:01.214	+1.205	9:40:40.715

Lap	Lap Tm	Diff	Time of Day
(48) PLANQUES, GUILLEM GEORGES			
1	1:14.360	+14.189	9:31:22.509
2	1:06.924	+6.753	9:32:29.433
3	2:48.162	+1:47.991	9:35:17.595
4	1:10.472	+10.301	9:36:28.067
5	1:01.252	+1.081	9:37:29.319
6	1:01.484	+1.313	9:38:30.803
7	1:00.971	+0.800	9:39:31.774
8	1:00.171		9:40:31.945

Lap	Lap Tm	Diff	Time of Day
(99) VARO LUNA, IAN			
1	1:08.849	+7.897	9:32:45.006
2	1:02.431	+1.479	9:33:47.437

Cap de cronometratge / Director de Carrera / President del Jurat

Orbits



Copa Catalana Promovelocitat-Móra d'Ebre

Ordenat per la volta més ràpida

PromoRACC 1

Circuit de Mora d'Ebre (b) 1,400 km

Entrenaments Qualificatius 2a. Sèrie

02/07/2017 10:15

Classificació (10:00 Temps) started at 10:15:24

Posició	Nº	Nom	Millor Tm	En volta	Dif	2º Millor	Club	Motocicleta	classe
1	78	ESTEBAN RUIZ, JOEL	56.359	7		56.660	Lorenzo Bcn	METRAKIT	PromoRACC-1 2 Te
2	24	LERA GONÇALVES, MARC	57.273	10	0.914	57.324	Mc Móra d'Ebre	METRAKIT	PromoRACC-1 2 Te
3	6	RODRIGUEZ VIVES, ORIOL	57.381	8	1.022	57.400	Mc. Segre	SG RACING	PromoRACC-1 2 Te
4	62	TRIAS MOLAS, BLAI	57.472	10	1.113	57.540	Esc. Osona	RMU MOTO	PromoRACC-1 2 Te
5	22	ANTONIO SANCHO, JORDI	57.836	11	1.477	57.914	Mec Alcanar	METRAKIT	PromoRACC-1 2 Te
6	93	LOSADA PUGES, JORDI	58.261	9	1.902	58.401	Lorenzo Bcn	SIN MARCA	PromoRACC-1 2 Te
7	41	NUÑEZ FERNANDEZ-COTO, OSCAR	58.453	4	2.094	58.916	Esc.Motociclista	SIN MARCA	PromoRACC-1 4 Te
8	13	MORENO VEIGA, OLIVER	58.488	6	2.129	58.547	Simonety School	METRAKIT	PromoRACC-1 2 Te
9	87	MONLLAU BEDOS, ARNAU	58.799	6	2.440	58.964	Mc Amposta	METRAKIT	PromoRACC-1 2 Te
10	99	VARO LUNA, IAN	59.770	9	3.411	59.808	CEM Constantí	METRAKIT	PromoRACC-1 2 Te
11	48	PLANQUES , GUILLEM GEORGES	59.874	8	3.515	1:00.108	Pisto B.Montseny	RMU MOTO	PromoRACC-1 2 Te
12	40	PEDRO BUITRAGO, MARC	1:00.176	10	3.817	1:00.440	Lorenzo Bcn	HELP RACING	PromoRACC-1 4 Te
13	28	PERRONE CANTON, VALENTIN	1:00.399	10	4.040	1:00.403	MC Circuit Móra	IMR	PromoRACC-1 4 Te
14	4	ASSOUIRTE , ANWAR	1:00.718	6	4.359	1:00.887	Esc.Motociclista	HELP RACING	PromoRACC-1 4 Te

Cap de cronometratge / Director de Carrera / President del Jurat

Orbits



Copa Catalana Promovelocitat-Móra d'Ebre

PromoRACC 1

Circuit de Mora d'Ebre (b) 1,400 km

Entrenaments Qualificatius 2a. Sèrie

02/07/2017 10:15

Classificació (10:00 Temps) started at 10:15:24

Lap	Lap Tm	Diff	Time of Day
(78) ESTEBAN RUIZ, JOEL			
1	1:01.223	+4.864	10:16:28.525
2	57.386	+1.027	10:17:25.911
3	56.843	+0.484	10:18:22.754
4	56.714	+0.355	10:19:19.468
5	56.660	+0.301	10:20:16.128
6	56.681	+0.322	10:21:12.809
7	56.359		10:22:09.168
8	56.863	+0.504	10:23:06.031
9	57.208	+0.849	10:24:03.239
10	56.907	+0.548	10:25:00.146
11	57.306	+0.947	10:25:57.452

Lap	Lap Tm	Diff	Time of Day
(24) LERA GONÇALVES, MARC			
1	1:03.383	+6.110	10:16:31.873
2	58.819	+1.546	10:17:30.692
3	58.861	+1.588	10:18:29.553
4	57.837	+0.564	10:19:27.390
5	57.526	+0.253	10:20:24.916
6	57.324	+0.051	10:21:22.240
7	57.392	+0.119	10:22:19.632
8	57.370	+0.097	10:23:17.002
9	57.459	+0.186	10:24:14.461
10	57.273		10:25:11.734
11	57.393	+0.120	10:26:09.127

Lap	Lap Tm	Diff	Time of Day
(6) RODRIGUEZ VIVES, ORIOL			
1	1:10.655	+13.274	10:16:44.488
2	58.554	+1.173	10:17:43.042
3	57.650	+0.269	10:18:40.692
4	57.534	+0.153	10:19:38.226
5	1:10.709	+13.328	10:20:48.935
6	59.305	+1.924	10:21:48.240
7	57.400	+0.019	10:22:45.640
8	57.381		10:23:43.021
9	57.782	+0.401	10:24:40.803
10	59.438	+2.057	10:25:40.241

Lap	Lap Tm	Diff	Time of Day
(62) TRIAS MOLAS, BLAI			
1	1:01.225	+3.753	10:17:09.692
2	58.440	+0.968	10:18:08.132
3	58.038	+0.566	10:19:06.170
4	57.726	+0.254	10:20:03.896
5	57.540	+0.068	10:21:01.436
6	57.701	+0.229	10:21:59.137
7	57.888	+0.416	10:22:57.025
8	58.737	+1.265	10:23:55.762
9	57.777	+0.305	10:24:53.539
10	57.472		10:25:51.011

Lap	Lap Tm	Diff	Time of Day
(22) ANTONIO SANCHE, JORDI			
1	1:02.175	+4.339	10:16:26.729
2	59.385	+1.549	10:17:26.114
3	58.435	+0.599	10:18:24.549
4	58.500	+0.664	10:19:23.049
5	58.218	+0.382	10:20:21.267
6	58.052	+0.216	10:21:19.319
7	57.987	+0.151	10:22:17.306
8	58.646	+0.810	10:23:15.952
9	58.439	+0.603	10:24:14.391
10	57.914	+0.078	10:25:12.305
11	57.836		10:26:10.141

Lap	Lap Tm	Diff	Time of Day
(93) LOSADA PUGES, JORDI			
1	1:14.966	+16.705	10:17:11.048

Lap	Lap Tm	Diff	Time of Day
2	59.576	+1.315	10:18:10.624
3	59.143	+0.882	10:19:09.767
4	58.875	+0.614	10:20:08.642
5	58.753	+0.492	10:21:07.395
6	58.684	+0.423	10:22:06.079
7	58.586	+0.325	10:23:04.665
8	59.817	+1.556	10:24:04.482
9	58.261		10:25:02.743
10	58.401	+0.140	10:26:01.144

Lap	Lap Tm	Diff	Time of Day
(41) NUÑEZ FERNANDEZ-COTO, OSCAR			
1	1:04.743	+6.290	10:16:41.133
2	59.445	+0.992	10:17:40.578
3	58.977	+0.524	10:18:39.555
4	58.453		10:19:38.008
5	1:00.343	+1.890	10:20:38.351
6	1:00.168	+1.715	10:21:38.519
7	58.916	+0.463	10:22:37.435

Lap	Lap Tm	Diff	Time of Day
(13) MORENO VEIGA, OLIVER			
1	1:04.329	+5.841	10:16:29.789
2	1:00.179	+1.691	10:17:29.968
3	1:00.101	+1.613	10:18:30.069
4	59.190	+0.702	10:19:29.259
5	58.783	+0.295	10:20:28.042
6	58.488		10:21:26.530
7	58.707	+0.219	10:22:25.237
8	58.673	+0.185	10:23:23.910
9	58.709	+0.221	10:24:22.619
10	58.547	+0.059	10:25:21.166
11	58.625	+0.137	10:26:19.791

Lap	Lap Tm	Diff	Time of Day
(87) MONLLAU BEDOS, ARNAU			
1	1:05.528	+6.729	10:16:31.680
2	1:00.211	+1.412	10:17:31.891
3	59.791	+0.992	10:18:31.682
4	59.298	+0.499	10:19:30.980
5	59.371	+0.572	10:20:30.351
6	58.799		10:21:29.150
7	58.964	+0.165	10:22:28.114
8	59.243	+0.444	10:23:27.357
9	1:17.248	+18.449	10:24:44.605
10	1:19.382	+20.583	10:26:03.987

Lap	Lap Tm	Diff	Time of Day
(99) VARO LUNA, IAN			
1	1:07.687	+7.917	10:16:33.623
2	1:03.079	+3.309	10:17:36.702
3	1:00.815	+1.045	10:18:37.517
4	59.808	+0.038	10:19:37.325
5	1:02.118	+2.348	10:20:39.443
6	59.853	+0.083	10:21:39.296
7	1:00.718	+0.948	10:22:40.014
8	1:00.860	+1.090	10:23:40.874
9	59.770		10:24:40.644
10	1:00.335	+0.565	10:25:40.979

Lap	Lap Tm	Diff	Time of Day
(48) PLANQUES, GUILLEM GEORGES			
1	1:06.400	+6.526	10:16:32.795
2	1:03.769	+3.895	10:17:36.564
3	1:00.524	+0.650	10:18:37.088
4	1:00.108	+0.234	10:19:37.196
5	1:01.043	+1.169	10:20:38.239
6	1:00.931	+1.057	10:21:39.170
7	1:00.609	+0.735	10:22:39.779
8	59.874		10:23:39.653
9	1:00.749	+0.875	10:24:40.402

Lap	Lap Tm	Diff	Time of Day
10	1:01.315	+1.441	10:25:41.717

Lap	Lap Tm	Diff	Time of Day
(40) PEDRO BUITRAGO, MARC			
1	1:10.351	+10.175	10:16:45.548
2	1:03.478	+3.302	10:17:49.026
3	1:02.795	+2.619	10:18:51.821
4	1:01.601	+1.425	10:19:53.422
5	1:01.927	+1.751	10:20:55.349
6	1:00.527	+0.351	10:21:55.876
7	1:00.490	+0.314	10:22:56.366
8	1:00.514	+0.338	10:23:56.880
9	1:00.440	+0.264	10:24:57.320
10	1:00.176		10:25:57.496

Lap	Lap Tm	Diff	Time of Day
(28) PERRONE CANTON, VALENTIN			
1	1:02.525	+2.126	10:16:34.037
2	1:16.804	+16.405	10:17:50.841
3	1:02.648	+2.249	10:18:53.489
4	1:00.839	+0.440	10:19:54.328
5	1:00.707	+0.308	10:20:55.035
6	1:00.437	+0.038	10:21:55.472
7	1:00.469	+0.070	10:22:55.941
8	1:00.529	+0.130	10:23:56.470
9	1:00.403	+0.004	10:24:56.873
10	1:00.399		10:25:57.272

Lap	Lap Tm	Diff	Time of Day
(4) ASSOIRITE, ANWAR			
1	1:04.941	+4.223	10:16:33.417
2	1:01.483	+0.765	10:17:34.900
3	1:01.027	+0.309	10:18:35.927
4	1:00.898	+0.180	10:19:36.825
5	1:00.891	+0.173	10:20:37.716
6	1:00.718		10:21:38.434
7	1:00.887	+0.169	10:22:39.321
8	1:01.391	+0.673	10:23:40.712
9	1:01.435	+0.717	10:24:42.147
10	1:01.378	+0.660	10:25:43.525

Cap de cronometratge / Director de Carrera / President del Jurat

Orbits



Copa Catalana Promovelocitat-Móra d'Ebre

PromoRACC 2

Circuit de Mora d'Ebre (b) 1,400 km

Classificació FINAL

Pos.	Núm.	Nom i Cognoms	Llicència	Club	Carrera 1	Carrera 2	Total Punts
------	------	---------------	-----------	------	-----------	-----------	-------------

PromoRACC-2 2 Temps

1	44	UCEDA LOPEZ, IVAN	134667-B	Simonety School	25	25	50
2	14	MESTRES PLA, ARI	135279-GI	Esc. Osona	20	20	40
3	68	MORENO VEIGA, OSCAR	135544-B	Simonety School	13	16	29
4	26	ALSINA SANCHEZ, PAU	134514-B	Mc. Segre	16	13	29
5	17	GONZALEZ ALCALA, OLIVER	135794-B	Esc. Osona	11	11	22

PromoRACC-2 4 Temps

1	19	SOLA FLORENSA, POL	134683-L	C.E.C. Alcarràs	25	25	50
2	77	QUINTANS SANS, LEANDRO	135798-GI	Minimotos Manfer	20	20	40
3	16	HIDALGO MIMBRERO, URIEL	135296-T	MC Circuit Móra	13	16	29
4	41	CERPA CUELLAR, YVONNE	134791-B	Simonety School	16	13	29
5	12	GORDITO MAESTRO, ANTONIO	134632-B	Esc.Motociclista	11	11	22
6	8	MIROSLAVOV NIKOLAEV, NIKOLA	134844-B	Esc.Motociclista	10	0	10

Cap de cronometratge / Director de Carrera / President del Jurat

Orbits



Copa Catalana Promovelocitat-Móra d'Ebre

classificat per voltes

PromoRACC 2

Circuit de Mora d'Ebre (b) 1,400 km

Primera Cursa

02/07/2017 11:00

Cursa (10:00 i 2 Voltes) started at 10:58:23

Posició	Nº	Nom	Voltes	Total Ts	Dif	Millor Tm	Motocicleta	Llicència	Club	Punts
1	44	UCEDA LOPEZ, IVAN	13	12:48.416		58.078	RMU MOTO	134667-B	Simonety Schoc	25
2	14	MESTRES PLA, ARI	13	13:05.834	17.418	59.357	METRAKIT	135279-GI	Esc. Osona	20
3	19	SOLA FLORENSA, POL	13	13:11.735	23.319	59.893	HELP RACIN	134683-L	C.E.C. Alcarràs	25
4	77	QUINTANS SANS, LEANDRO	13	13:18.450	30.034	1:00.776	SIN MARCA	135798-GI	Minimotos Manf	20
5	41	CERPA CUELLAR, YVONNE	13	13:18.839	30.423	1:00.816	IMR	134791-B	Simonety Schoc	16
6	16	HIDALGO MIMBRERO, URIEL	13	13:21.723	33.307	1:00.641	HELP RACIN	135296-T	MC Circuit Móra	13
7	26	ALSINA SANCHEZ, PAU	13	13:28.724	40.308	1:00.915	SIN MARCA	134514-B	Mc. Segre	16
8	68	MORENO VEIGA, OSCAR	13	13:29.618	41.202	1:00.852	METRAKIT	135544-B	Simonety Schoc	13
9	12	GORDITO MAESTRO, ANTONIO	13	13:46.509	58.093	1:02.443	IMR	134632-B	Esc. Motociclista	11
10	8	MIROSLAVOV NIKOLAEV, NIKOLA	13	13:50.478	1:02.062	1:01.915	SIN MARCA	134844-B	Esc. Motociclista	10
11	17	GONZALEZ ALCALA, OLIVER	11	13:22.084	2 Voltes	1:10.152	METRAKIT	135794-B	Esc. Osona	11

Marge de victòria	Velocitat mitja	Millor temps de volta	Millor vel.	Millor volta per
17.418	85,266	58.078	86,780	44 - UCEDA LOPEZ, IVAN

Cap de cronometratge / Director de Carrera / President del Jurat

Orbits

Copa Catalana Promovelocitat-Móra d'Ebre

classificat per voltes

PromoRACC 2

Circuit de Mora d'Ebre (b) 1,400 km

Primera Cursa

02/07/2017 11:00

Cursa (10:00 i 2 Voltes) started at 10:58:23

Posició	Nº	Nom	Voltes	Total Ts	Dif	Millor Tm	Motocicleta	Llicència	Club	Punts
PromoRACC-2 2 Temps										
1	44	UCEDA LOPEZ, IVAN	13	12:48.416		58.078	RMU MOTO	134667-B	Simonety Schoc	25
2	14	MESTRES PLA, ARI	13	13:05.834	17.418	59.357	METRAKIT	135279-GI	Esc. Osona	20
3	26	ALSINA SANCHEZ, PAU	13	13:28.724	40.308	1:00.915	SIN MARCA	134514-B	Mc. Segre	16
4	68	MORENO VEIGA, OSCAR	13	13:29.618	41.202	1:00.852	METRAKIT	135544-B	Simonety Schoc	13
5	17	GONZALEZ ALCALA, OLIVER	11	13:22.084	2 Voltes	1:10.152	METRAKIT	135794-B	Esc. Osona	11
PromoRACC-2 4 Temps										
1	19	SOLA FLORENSA, POL	13	13:11.735		59.893	HELP RACIN	134683-L	C.E.C. Alcarràs	25
2	77	QUINTANS SANS, LEANDRO	13	13:18.450	6.715	1:00.776	SIN MARCA	135798-GI	Minimotos Manf	20
3	41	CERPA CUELLAR, YVONNE	13	13:18.839	7.104	1:00.816	IMR	134791-B	Simonety Schoc	16
4	16	HIDALGO MIMBRERO, URIEL	13	13:21.723	9.988	1:00.641	HELP RACIN	135296-T	MC Circuit Móra	13
5	12	GORDITO MAESTRO, ANTONIO	13	13:46.509	34.774	1:02.443	IMR	134632-B	Esc.Motociclista	11
6	8	MIROSLAVOV NIKOLAEV, NIKOLA	13	13:50.478	38.743	1:01.915	SIN MARCA	134844-B	Esc.Motociclista	10

Marge de victòria	Velocitat mitja	Millor temps de volta	Millor vel.	Millor volta per
17.418	85,266	58.078	86,780	44 - UCEDA LOPEZ, IVAN

Cap de cronometratge / Director de Carrera / President del Jurat

Orbits

Copa Catalana Promovelocitat-Móra d'Ebre

Volta a volta


PromoRACC 2

Circuit de Mora d'Ebre (b) 1,400 km

Primera Cursa

02/07/2017 11:00

Cursa (10:00 i 2 Voltes) started at 10:58:23



Competidors

Voltes

	0	1	2	3	4	5	6	7	8	9	10	11	12	13
SOLA FLORENSA, POL (19)	19	44	44	44	44	44	44	44	44	44	44	44	44	44
UCEDA LOPEZ, IVAN (44)	44	19	19	19	14	14	14	14	14	14	14	14	14	14
QUINTANS SANS, LEANDRO (77)	77	14	14	14	19	19	19	19	19	19	19	19	19	19
MESTRES PLA, ARI (14)	14	77	77	77	77	77	77	77	77	77	77	77	77	77
HIDALGO MIMBRERO, URIEL (16)	16	41	41	41	41	41	41	41	41	41	41	41	41	41
CERPA CUELLAR, YVONNE (41)	41	12	16	16	16	16	16	16	16	16	16	16	16	16
ALSINA SANCHEZ, PAU (26)	26	16	12	26	26	26	26	26	26	26	26	26	26	26
GORDITO MAESTRO, ANTONIO (12)	12	26	26	68	68	68	68	68	68	68	68	68	68	68
MORENO VEIGA, OSCAR (68)	68	68	68	12	12	12	12	12	12	12	12	12	12	12
GONZALEZ ALCALA, OLIVER (17)	17	17	8	8	8	8	8	8	8	8	8	8	8	8
MIROSLAVOV NIKOLAEV, NIKOLA (8)	8	8	17	17	17	17	17	17	17	17	17	17	17	17



Copa Catalana Promovelocitat-Móra d'Ebre

PromoRACC 2

Circuit de Mora d'Ebre (b) 1,400 km

Primera Cursa

02/07/2017 11:00

Cursa (10:00 i 2 Voltes) started at 10:58:23

Lap	Lap Tm	Diff	Time of Day
(44) UCEDA LOPEZ, IVAN			
1	1:00.785	+2.707	10:59:26.885
2	59.176	+1.098	11:00:26.061
3	58.713	+0.635	11:01:24.774
4	58.363	+0.285	11:02:23.137
5	58.439	+0.361	11:03:21.576
6	59.085	+1.007	11:04:20.661
7	58.078		11:05:18.739
8	58.365	+0.287	11:06:17.104
9	58.299	+0.221	11:07:15.403
10	58.674	+0.596	11:08:14.077
11	59.813	+1.735	11:09:13.890
12	58.532	+0.454	11:10:12.422
13	59.153	+1.075	11:11:11.575

Lap	Lap Tm	Diff	Time of Day
(14) MESTRES PLA, ARI			
1	1:01.817	+2.460	10:59:28.152
2	59.744	+0.387	11:00:27.896
3	1:00.016	+0.659	11:01:27.912
4	59.357		11:02:27.269
5	59.600	+0.243	11:03:26.869
6	1:00.299	+0.942	11:04:27.168
7	59.933	+0.576	11:05:27.101
8	1:00.152	+0.795	11:06:27.253
9	1:00.196	+0.839	11:07:27.449
10	1:00.385	+1.028	11:08:27.834
11	1:00.038	+0.681	11:09:27.872
12	1:00.461	+1.104	11:10:28.333
13	1:00.660	+1.303	11:11:28.993

Lap	Lap Tm	Diff	Time of Day
(19) SOLA FLORENSA, POL			
1	1:01.709	+1.816	10:59:27.633
2	1:00.113	+0.220	11:00:27.746
3	59.991	+0.098	11:01:27.737
4	1:00.181	+0.288	11:02:27.918
5	59.893		11:03:27.811
6	1:00.617	+0.724	11:04:28.428
7	1:00.847	+0.954	11:05:29.275
8	1:00.779	+0.886	11:06:30.054
9	1:00.787	+0.894	11:07:30.841
10	1:00.926	+1.033	11:08:31.767
11	1:00.972	+1.079	11:09:32.739
12	1:00.801	+0.908	11:10:33.540
13	1:01.354	+1.461	11:11:34.894

Lap	Lap Tm	Diff	Time of Day
(77) QUINTANS SANS, LEANDRO			
1	1:02.816	+2.040	10:59:29.066
2	1:00.952	+0.176	11:00:30.018
3	1:01.139	+0.363	11:01:31.157
4	1:00.871	+0.095	11:02:32.028
5	1:00.875	+0.099	11:03:32.903
6	1:00.865	+0.089	11:04:33.768
7	1:01.447	+0.671	11:05:35.215
8	1:00.968	+0.192	11:06:36.183
9	1:00.776		11:07:36.959
10	1:01.034	+0.258	11:08:37.993
11	1:00.921	+0.145	11:09:38.914
12	1:00.932	+0.156	11:10:39.846
13	1:01.763	+0.987	11:11:41.609

Lap	Lap Tm	Diff	Time of Day
(41) CERPA CUELLAR, YVONNE			
1	1:03.119	+2.303	10:59:29.636
2	1:01.093	+0.277	11:00:30.729
3	1:01.082	+0.266	11:01:31.811
4	1:00.819	+0.003	11:02:32.630

Lap	Lap Tm	Diff	Time of Day
5	1:01.027	+0.211	11:03:33.657
6	1:00.840	+0.024	11:04:34.497
7	1:00.957	+0.141	11:05:35.454
8	1:01.064	+0.248	11:06:36.518
9	1:00.816		11:07:37.334
10	1:01.114	+0.298	11:08:38.448
11	1:01.012	+0.196	11:09:39.460
12	1:01.107	+0.291	11:10:40.567
13	1:01.431	+0.615	11:11:41.998

Lap	Lap Tm	Diff	Time of Day
(16) HIDALGO MIMBRERO, URIEL			
1	1:05.389	+4.748	10:59:31.837
2	1:01.733	+1.092	11:00:33.570
3	1:01.043	+0.402	11:01:34.613
4	1:00.641		11:02:35.254
5	1:01.256	+0.615	11:03:36.510
6	1:00.989	+0.348	11:04:37.499
7	1:00.864	+0.223	11:05:38.363
8	1:01.605	+0.964	11:06:39.968
9	1:01.090	+0.449	11:07:41.058
10	1:00.882	+0.241	11:08:41.940
11	1:00.768	+0.127	11:09:42.708
12	1:00.940	+0.299	11:10:43.648
13	1:01.234	+0.593	11:11:44.882

Lap	Lap Tm	Diff	Time of Day
(26) ALSINA SANCHEZ, PAU			
1	1:05.382	+4.467	10:59:32.076
2	1:02.978	+2.063	11:00:35.054
3	1:02.166	+1.251	11:01:37.220
4	1:01.918	+1.003	11:02:39.138
5	1:01.740	+0.825	11:03:40.878
6	1:01.399	+0.484	11:04:42.277
7	1:01.462	+0.547	11:05:43.739
8	1:01.765	+0.850	11:06:45.504
9	1:01.211	+0.296	11:07:46.715
10	1:00.915		11:08:47.630
11	1:01.467	+0.552	11:09:49.097
12	1:01.235	+0.320	11:10:50.332
13	1:01.551	+0.636	11:11:51.883

Lap	Lap Tm	Diff	Time of Day
(68) MORENO VEIGA, OSCAR			
1	1:05.407	+4.555	10:59:32.261
2	1:03.012	+2.160	11:00:35.273
3	1:02.412	+1.560	11:01:37.685
4	1:01.605	+0.753	11:02:39.290
5	1:01.953	+1.101	11:03:41.243
6	1:01.308	+0.456	11:04:42.551
7	1:01.279	+0.427	11:05:43.830
8	1:01.803	+0.951	11:06:45.633
9	1:01.234	+0.382	11:07:46.867
10	1:00.904	+0.052	11:08:47.771
11	1:01.819	+0.967	11:09:49.590
12	1:00.852		11:10:50.442
13	1:02.335	+1.483	11:11:52.777

Lap	Lap Tm	Diff	Time of Day
(12) GORDITO MAESTRO, ANTONIO			
1	1:05.029	+2.586	10:59:31.760
2	1:03.194	+0.751	11:00:34.954
3	1:03.299	+0.856	11:01:38.253
4	1:02.509	+0.066	11:02:40.762
5	1:02.443		11:03:43.205
6	1:02.763	+0.320	11:04:45.968
7	1:03.248	+0.805	11:05:49.216
8	1:03.529	+1.086	11:06:52.745
9	1:03.979	+1.536	11:07:56.724
10	1:03.138	+0.695	11:08:59.862

Lap	Lap Tm	Diff	Time of Day
11	1:03.240	+0.797	11:10:03.102
12	1:03.470	+1.027	11:11:06.572
13	1:03.096	+0.653	11:12:09.668

Lap	Lap Tm	Diff	Time of Day
(8) MIROSLAVOV NIKOLAEV, NIKOLA			
1	1:06.621	+4.706	10:59:43.348
2	1:02.811	+0.896	11:00:46.159
3	1:02.810	+0.895	11:01:48.969
4	1:02.057	+0.142	11:02:51.026
5	1:02.100	+0.185	11:03:53.126
6	1:02.604	+0.689	11:04:55.730
7	1:02.417	+0.502	11:05:58.147
8	1:02.275	+0.360	11:07:00.422
9	1:03.009	+1.094	11:08:03.431
10	1:02.573	+0.658	11:09:06.004
11	1:01.915		11:10:07.919
12	1:03.512	+1.597	11:11:11.431
13	1:02.206	+0.291	11:12:13.637

Lap	Lap Tm	Diff	Time of Day
(17) GONZALEZ ALCALA, OLIVER			
1	1:13.905	+3.753	10:59:41.665
2	1:11.534	+1.382	11:00:53.199
3	1:10.416	+0.264	11:02:03.615
4	1:10.152		11:03:13.767
5	1:10.773	+0.621	11:04:24.540
6	1:12.675	+2.523	11:05:37.215
7	1:12.319	+2.167	11:06:49.534
8	1:14.105	+3.953	11:08:03.639
9	1:13.300	+3.148	11:09:16.939
10	1:14.384	+4.232	11:10:31.323
11	1:13.920	+3.768	11:11:45.243

Copa Catalana Promovelocitat-Móra d'Ebre

classificat per voltes

PromoRACC 2

Circuit de Mora d'Ebre (b) 1,400 km

Segona Cursa

02/07/2017 12:15

Cursa (10:00 i 1 Voltes) started at 12:14:31

Posició	Nº	Nom	Voltes	Total Ts	Dif	Millor Tm	Motocicleta	Llicència	Club	Punts
1	44	UCEDA LOPEZ, IVAN	12	11:58.924		58.723	RMU MOTO	134667-B	Simonety Schoc	25
2	14	MESTRES PLA, ARI	12	12:09.204	10.280	59.747	METRAKIT	135279-GI	Esc. Osona	20
3	19	SOLA FLORENSA, POL	12	12:13.664	14.740	1:00.112	HELP RACIN	134683-L	C.E.C. Alcarràs	25
4	77	QUINTANS SANS, LEANDRO	12	12:15.211	16.287	1:00.463	SIN MARCA	135798-GI	Minimotos Manf	20
5	68	MORENO VEIGA, OSCAR	12	12:22.527	23.603	1:00.468	METRAKIT	135544-B	Simonety Schoc	16
6	16	HIDALGO MIMBRERO, URIEL	12	12:23.369	24.445	1:00.847	HELP RACIN	135296-T	MC Circuit Móra	16
7	41	CERPA CUELLAR, YVONNE	12	12:24.475	25.551	1:00.942	IMR	134791-B	Simonety Schoc	13
8	26	ALSINA SANCHEZ, PAU	12	12:32.119	33.195	1:01.208	SIN MARCA	134514-B	Mc. Segre	13
9	12	GORDITO MAESTRO, ANTONIO	12	12:45.223	46.299	1:02.432	IMR	134632-B	Esc.Motociclista	11
10	17	GONZALEZ ALCALA, OLIVER	10	13:22.310	2 Voltes	1:13.079	METRAKIT	135794-B	Esc. Osona	11

No classificat (75% = 9 Voltes)

NT	8	MIROSLAVOV NIKOLAEV, NIKOLA	6	6:22.205	NT	1:01.781	SIN MARCA	134844-B	Esc.Motociclista	0
----	---	-----------------------------	---	----------	----	----------	-----------	----------	------------------	---

Marge de victòria	Velocitat mitja	Millor temps de volta	Millor vel.	Millor volta per
10.280	84,126	58.723	85,827	44 - UCEDA LOPEZ, IVAN

Cap de cronometratge / Director de Carrera / President del Jurat

Orbits

Copa Catalana Promovelocitat-Móra d'Ebre

classificat per voltes

PromoRACC 2

Circuit de Mora d'Ebre (b) 1,400 km

Segona Cursa

02/07/2017 12:15

Cursa (10:00 i 1 Voltes) started at 12:14:31

Posició	Nº	Nom	Voltes	Total Ts	Dif	Millor Tm	Motocicleta	Llicència	Club	Punts
---------	----	-----	--------	----------	-----	-----------	-------------	-----------	------	-------

PromoRACC-2 2 Temps

1	44	UCEDA LOPEZ, IVAN	12	11:58.924		58.723	RMU MOTO	134667-B	Simonety Schoc	25
2	14	MESTRES PLA, ARI	12	12:09.204	10.280	59.747	METRAKIT	135279-GI	Esc. Osona	20
3	68	MORENO VEIGA, OSCAR	12	12:22.527	23.603	1:00.468	METRAKIT	135544-B	Simonety Schoc	16
4	26	ALSINA SANCHEZ, PAU	12	12:32.119	33.195	1:01.208	SIN MARCA	134514-B	Mc. Segre	13
5	17	GONZALEZ ALCALA, OLIVER	10	13:22.310	2 Voltes	1:13.079	METRAKIT	135794-B	Esc. Osona	11

PromoRACC-2 4 Temps

1	19	SOLA FLORENSA, POL	12	12:13.664		1:00.112	HELP RACIN	134683-L	C.E.C. Alcarràs	25
2	77	QUINTANS SANS, LEANDRO	12	12:15.211	1.547	1:00.463	SIN MARCA	135798-GI	Minimotos Manf	20
3	16	HIDALGO MIMBRERO, URIEL	12	12:23.369	9.705	1:00.847	HELP RACIN	135296-T	MC Circuit Móra	16
4	41	CERPA CUELLAR, YVONNE	12	12:24.475	10.811	1:00.942	IMR	134791-B	Simonety Schoc	13
5	12	GORDITO MAESTRO, ANTONIO	12	12:45.223	31.559	1:02.432	IMR	134632-B	Esc.Motociclista	11

No classificat (75% = 9 Voltes)

NT	8	MIROSLAVOV NIKOLAEV, NIKOLA	6	6:22.205	NT	1:01.781	SIN MARCA	134844-B	Esc.Motociclista	0
----	---	-----------------------------	---	----------	----	----------	-----------	----------	------------------	---

Marge de victòria	Velocitat mitja	Millor temps de volta	Millor vel.	Millor volta per
10.280	84,126	58.723	85,827	44 - UCEDA LOPEZ, IVAN

Cap de cronometratge / Director de Carrera / President del Jurat

Orbits

Copa Catalana Promovelocitat-Móra d'Ebre

Volta a volta

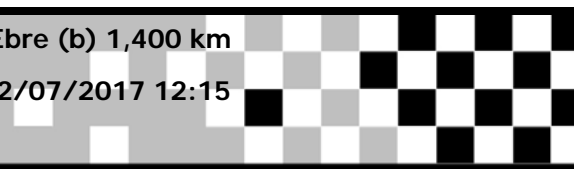
PromoRACC 2

Circuit de Mora d'Ebre (b) 1,400 km

Segona Cursa

02/07/2017 12:15

Cursa (10:00 i 1 Voltes) started at 12:14:31



Competidors	Voltes												
	0	1	2	3	4	5	6	7	8	9	10	11	12
SOLA FLORENSA, POL (19)	1	19	19	44	44	44	44	44	44	44	44	44	44
UCEDA LOPEZ, IVAN (44)	2	44	44	19	19	14	14	14	14	14	14	14	14
MESTRES PLA, ARI (14)	3	14	14	14	14	19	19	19	19	19	19	19	19
QUINTANS SANS, LEANDRO (77)	4	77	77	77	77	77	77	77	77	77	77	77	77
CERPA CUELLAR, YVONNE (41)	5	41	12	16	68	68	68	68	68	68	68	68	68
HIDALGO MIMBRERO, URIEL (16)	6	16	16	68	16	16	16	16	16	16	16	16	16
ALSINA SANCHEZ, PAU (26)	7	26	68	12	41	41	41	41	41	41	41	41	41
GORDITO MAESTRO, ANTONIO (12)	8	12	41	41	12	26	26	26	26	26	26	26	26
MORENO VEIGA, OSCAR (68)	9	68	26	26	26	12	12	12	12	12	12	12	12
MIROSLAVOV NIKOLAEV, NIKOLA (8)	10	8	8	8	8	8	8	8	17	17	17	17	17
GONZALEZ ALCALA, OLIVER (17)	11	17	17	17	17	17	17	17	17	17	17	17	17

Cap de cronometratge / Director de Carrera / President del Jurat

Orbits



Copa Catalana Promovelocitat-Móra d'Ebre

PromoRACC 2

Circuit de Mora d'Ebre (b) 1,400 km

Segona Cursa

02/07/2017 12:15

Cursa (10:00 i 1 Voltes) started at 12:14:31

Lap	Lap Tm	Diff	Time of Day
(44) UCEDA LOPEZ, IVAN			
1	1:01.774	+3.051	12:15:35.881
2	59.077	+0.354	12:16:34.958
3	58.723		12:17:33.681
4	58.757	+0.034	12:18:32.438
5	59.936	+1.213	12:19:32.374
6	59.051	+0.328	12:20:31.425
7	59.048	+0.325	12:21:30.473
8	59.680	+0.957	12:22:30.153
9	1:00.794	+2.071	12:23:30.947
10	59.660	+0.937	12:24:30.607
11	59.589	+0.866	12:25:30.196
12	59.734	+1.011	12:26:29.930

Lap	Lap Tm	Diff	Time of Day
(14) MESTRES PLA, ARI			
1	1:02.246	+2.499	12:15:36.489
2	1:00.017	+0.270	12:16:36.506
3	59.999	+0.252	12:17:36.505
4	59.747		12:18:36.252
5	1:00.229	+0.482	12:19:36.481
6	1:00.559	+0.812	12:20:37.040
7	1:00.386	+0.639	12:21:37.426
8	1:00.720	+0.973	12:22:38.146
9	1:00.455	+0.708	12:23:38.601
10	1:00.619	+0.872	12:24:39.220
11	1:00.424	+0.677	12:25:39.644
12	1:00.566	+0.819	12:26:40.210

Lap	Lap Tm	Diff	Time of Day
(19) SOLA FLORENSA, POL			
1	1:01.798	+1.686	12:15:35.781
2	1:00.112		12:16:35.893
3	1:00.475	+0.363	12:17:36.368
4	1:00.894	+0.782	12:18:37.262
5	1:00.638	+0.526	12:19:37.900
6	1:00.823	+0.711	12:20:38.723
7	1:00.528	+0.416	12:21:39.251
8	1:01.206	+1.094	12:22:40.457
9	1:01.022	+0.910	12:23:41.479
10	1:01.368	+1.256	12:24:42.847
11	1:01.033	+0.921	12:25:43.880
12	1:00.790	+0.678	12:26:44.670

Lap	Lap Tm	Diff	Time of Day
(77) QUINTANS SANS, LEANDRO			
1	1:02.783	+2.320	12:15:37.050
2	1:00.943	+0.480	12:16:37.993
3	1:00.866	+0.403	12:17:38.859
4	1:00.463		12:18:39.322
5	1:00.643	+0.180	12:19:39.965
6	1:00.919	+0.456	12:20:40.884
7	1:00.805	+0.342	12:21:41.689
8	1:01.083	+0.620	12:22:42.772
9	1:00.859	+0.396	12:23:43.631
10	1:00.897	+0.434	12:24:44.528
11	1:00.852	+0.389	12:25:45.380
12	1:00.837	+0.374	12:26:46.217

Lap	Lap Tm	Diff	Time of Day
(68) MORENO VEIGA, OSCAR			
1	1:04.625	+4.157	12:15:39.402
2	1:01.911	+1.443	12:16:41.313
3	1:00.666	+0.198	12:17:41.979
4	1:01.044	+0.576	12:18:43.023
5	1:00.468		12:19:43.491
6	1:01.434	+0.966	12:20:44.925
7	1:01.018	+0.550	12:21:45.943
8	1:02.197	+1.729	12:22:48.140

Lap	Lap Tm	Diff	Time of Day
9	1:01.514	+1.046	12:23:49.654
10	1:02.567	+2.099	12:24:52.221
11	1:00.653	+0.185	12:25:52.874
12	1:00.659	+0.191	12:26:53.533

Lap	Lap Tm	Diff	Time of Day
(16) HIDALGO MIMBRERO, URIEL			
1	1:04.913	+4.066	12:15:39.330
2	1:01.800	+0.953	12:16:41.130
3	1:01.459	+0.612	12:17:42.589
4	1:01.380	+0.533	12:18:43.969
5	1:01.115	+0.268	12:19:45.084
6	1:01.676	+0.829	12:20:46.760
7	1:01.230	+0.383	12:21:47.990
8	1:01.590	+0.743	12:22:49.580
9	1:01.079	+0.232	12:23:50.659
10	1:01.976	+1.129	12:24:52.635
11	1:00.847		12:25:53.482
12	1:00.893	+0.046	12:26:54.375

Lap	Lap Tm	Diff	Time of Day
(41) CERPA CUELLAR, YVONNE			
1	1:05.612	+4.670	12:15:39.933
2	1:03.136	+2.194	12:16:43.069
3	1:01.810	+0.868	12:17:44.879
4	1:01.202	+0.260	12:18:46.081
5	1:00.942		12:19:47.023
6	1:01.352	+0.410	12:20:48.375
7	1:01.418	+0.476	12:21:49.793
8	1:01.170	+0.228	12:22:50.963
9	1:01.080	+0.138	12:23:52.043
10	1:01.046	+0.104	12:24:53.089
11	1:01.260	+0.318	12:25:54.349
12	1:01.132	+0.190	12:26:55.481

Lap	Lap Tm	Diff	Time of Day
(26) ALSINA SANCHEZ, PAU			
1	1:05.863	+4.655	12:15:40.431
2	1:02.932	+1.724	12:16:43.363
3	1:02.307	+1.099	12:17:45.670
4	1:01.780	+0.572	12:18:47.450
5	1:01.208		12:19:48.658
6	1:01.587	+0.379	12:20:50.245
7	1:02.187	+0.979	12:21:52.432
8	1:02.162	+0.954	12:22:54.594
9	1:02.211	+1.003	12:23:56.805
10	1:02.163	+0.955	12:24:58.968
11	1:01.697	+0.489	12:26:00.665
12	1:02.460	+1.252	12:27:03.125

Lap	Lap Tm	Diff	Time of Day
(12) GORDITO MAESTRO, ANTONIO			
1	1:04.674	+2.242	12:15:39.304
2	1:03.660	+1.228	12:16:42.964
3	1:02.507	+0.075	12:17:45.471
4	1:02.699	+0.267	12:18:48.170
5	1:02.432		12:19:50.602
6	1:02.531	+0.099	12:20:53.133
7	1:03.554	+1.122	12:21:56.687
8	1:03.880	+1.448	12:23:00.567
9	1:03.476	+1.044	12:24:04.043
10	1:03.672	+1.240	12:25:07.715
11	1:04.126	+1.694	12:26:11.841
12	1:04.388	+1.956	12:27:16.229

Lap	Lap Tm	Diff	Time of Day
(17) GONZALEZ ALCALA, OLIVER			
1	1:17.207	+4.128	12:15:53.490
2	1:15.177	+2.098	12:17:08.667
3	1:13.079		12:18:21.746
4	1:13.265	+0.186	12:19:35.011

Lap	Lap Tm	Diff	Time of Day
5	1:14.449	+1.370	12:20:49.460
6	1:19.992	+6.913	12:22:09.452
7	1:23.815	+10.736	12:23:33.267
8	1:30.332	+17.253	12:25:03.599
9	1:18.838	+5.759	12:26:22.437
10	1:30.879	+17.800	12:27:53.316

Lap	Lap Tm	Diff	Time of Day
(8) MIROSLAVOV NIKOLAEV, NIKOLA			
1	1:05.227	+3.446	12:15:40.803
2	1:02.833	+1.052	12:16:43.636
3	1:03.301	+1.520	12:17:46.937
4	1:01.781		12:18:48.718
5	1:02.085	+0.304	12:19:50.803
6	1:02.408	+0.627	12:20:53.211

Cap de cronometratge / Director de Carrera / President del Jurat

Orbits

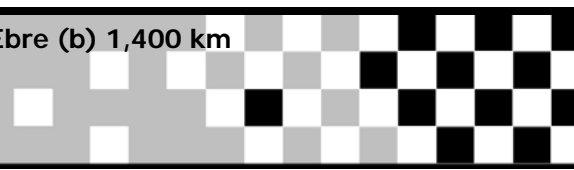


Copa Catalana Promovelocitat-Mòra d'Ebre

PromoRACC 2

Circuit de Mora d'Ebre (b) 1,400 km

Entrenaments Qualificatius



Posició	Nº	Nom	Millor Ts total	R1. Millor Tm	R2. Millor Tm	classe
1	44	UCEDA LOPEZ, IVAN	58.614	58.614	58.640	PromoRACC-2 2 Temps
2	14	MESTRES PLA, ARI	59.963	1:00.137	59.963	PromoRACC-2 2 Temps
3	19	SOLA FLORENSA, POL	1:00.258	1:00.717	1:00.258	PromoRACC-2 4 Temps
4	77	QUINTANS SANS, LEANDRO	1:00.602	1:01.719	1:00.602	PromoRACC-2 4 Temps
5	16	HIDALGO MIMBRERO, URIEL	1:01.008	1:01.490	1:01.008	PromoRACC-2 4 Temps
6	41	CERPA CUELLAR, YVONNE	1:01.236	1:01.542	1:01.236	PromoRACC-2 4 Temps
7	26	ALSINA SANCHEZ, PAU	1:01.439	1:02.309	1:01.439	PromoRACC-2 2 Temps
8	8	MIROSLAVOV NIKOLAEV, NIKOLA	1:02.145	1:02.145	1:02.350	PromoRACC-2 4 Temps
9	68	MORENO VEIGA, OSCAR	1:02.449	1:03.803	1:02.449	PromoRACC-2 2 Temps
10	12	GORDITO MAESTRO, ANTONIO	1:02.499	1:02.730	1:02.499	PromoRACC-2 4 Temps
11	17	GONZALEZ ALCALA, OLIVER	1:10.950	1:12.646	1:10.950	PromoRACC-2 2 Temps

Cap de cronometratge / Director de Carrera / President del Jurat

Orbits



Copa Catalana Promovelocitat-Móra d'Ebre

Ordenat per la volta més ràpida

PromoRACC 2

Circuit de Mora d'Ebre (b) 1,400 km

Entrenaments Qualificatius 1a. Sèrie

02/07/2017 09:15

Classificació (10:00 Temps) started at 9:16:09

Posició	Nº	Nom	Millor Tm	En volta	Dif	2º Millor	Club	Motocicleta	classe
1	44	UCEDA LOPEZ, IVAN	58.614	8		58.754	Simonety School	RMU MOTO	PromoRACC-2 2 Te
2	14	MESTRES PLA, ARI	1:00.137	8	1.523	1:00.327	Esc. Osona	METRAKIT	PromoRACC-2 2 Te
3	19	SOLA FLORENSA, POL	1:00.717	7	2.103	1:00.723	C.E.C. Alcarràs	HELP RACIN	PromoRACC-2 4 Te
4	16	HIDALGO MIMBRERO, URIEL	1:01.490	8	2.876	1:01.755	MC Circuit Móra	HELP RACIN	PromoRACC-2 4 Te
5	41	CERPA CUELLAR, YVONNE	1:01.542	7	2.928	1:01.635	Simonety School	IMR	PromoRACC-2 4 Te
6	77	QUINTANS SANS, LEANDRO	1:01.719	3	3.105	1:02.032	Minimotos Manfer	SIN MARCA	PromoRACC-2 4 Te
7	8	MIROSLAVOV NIKOLAEV, NIKOLA	1:02.145	9	3.531	1:02.233	Esc.Motociclista	SIN MARCA	PromoRACC-2 4 Te
8	26	ALSINA SANCHEZ, PAU	1:02.309	9	3.695	1:02.971	Mc. Segre	SIN MARCA	PromoRACC-2 2 Te
9	12	GORDITO MAESTRO, ANTONIO	1:02.730	8	4.116	1:02.770	Esc.Motociclista	IMR	PromoRACC-2 4 Te
10	68	MORENO VEIGA, OSCAR	1:03.803	8	5.189	1:03.893	Simonety School	METRAKIT	PromoRACC-2 2 Te
11	17	GONZALEZ ALCALA, OLIVER	1:12.646	4	14.032	1:13.750	Esc. Osona	METRAKIT	PromoRACC-2 2 Te

Cap de cronometratge / Director de Carrera / President del Jurat

Orbits



Copa Catalana Promovelocitat-Móra d'Ebre

PromoRACC 2

Circuit de Mora d'Ebre (b) 1,400 km

Entrenaments Qualificatius 1a. Sèrie

02/07/2017 09:15

Classificació (10:00 Temps) started at 9:16:09

Lap	Lap Tm	Diff	Time of Day
(44) UCEDA LOPEZ, IVAN			
1	1:07.810	+9.196	9:19:02.204
2	1:00.908	+2.294	9:20:03.112
3	1:03.631	+5.017	9:21:06.743
4	1:03.284	+4.670	9:22:10.027
5	59.151	+0.537	9:23:09.178
6	58.950	+0.336	9:24:08.128
7	58.754	+0.140	9:25:06.882
8	58.614		9:26:05.496
9	59.185	+0.571	9:27:04.681

Lap	Lap Tm	Diff	Time of Day
(14) MESTRES PLA, ARI			
1	1:11.495	+11.358	9:18:33.460
2	1:02.269	+2.132	9:19:35.729
3	1:02.382	+2.245	9:20:38.111
4	1:01.601	+1.464	9:21:39.712
5	1:01.286	+1.149	9:22:40.998
6	1:01.046	+0.909	9:23:42.044
7	1:00.518	+0.381	9:24:42.562
8	1:00.137		9:25:42.699
9	1:00.327	+0.190	9:26:43.026

Lap	Lap Tm	Diff	Time of Day
(19) SOLA FLORENSA, POL			
1	3:35.423	+2:34.706	9:20:44.495
2	1:07.066	+6.349	9:21:51.561
3	1:01.511	+0.794	9:22:53.072
4	1:01.251	+0.534	9:23:54.323
5	1:01.012	+0.295	9:24:55.335
6	1:00.723	+0.006	9:25:56.058
7	1:00.717		9:26:56.775

Lap	Lap Tm	Diff	Time of Day
(16) HIDALGO MIMBRERO, URIEL			
1	1:16.940	+15.450	9:18:37.867
2	1:04.437	+2.947	9:19:42.304
3	1:02.784	+1.294	9:20:45.088
4	1:02.562	+1.072	9:21:47.650
5	1:02.158	+0.668	9:22:49.808
6	1:01.757	+0.267	9:23:51.565
7	1:02.128	+0.638	9:24:53.693
8	1:01.490		9:25:55.183
9	1:01.755	+0.265	9:26:56.938

Lap	Lap Tm	Diff	Time of Day
(41) CERPA CUELLAR, YVONNE			
1	1:07.217	+5.675	9:18:45.605
2	1:03.898	+2.356	9:19:49.503
3	1:02.925	+1.383	9:20:52.428
4	1:02.823	+1.281	9:21:55.251
5	1:02.174	+0.632	9:22:57.425
6	1:01.987	+0.445	9:23:59.412
7	1:01.542		9:25:00.954
8	1:01.786	+0.244	9:26:02.740
9	1:01.635	+0.093	9:27:04.375

Lap	Lap Tm	Diff	Time of Day
(77) QUINTANS SANS, LEANDRO			
1	1:09.165	+7.446	9:18:15.317
2	1:02.600	+0.881	9:19:17.917
3	1:01.719		9:20:19.636
4	1:02.572	+0.853	9:21:22.208
5	1:17.785	+16.066	9:22:39.993
6	1:04.439	+2.720	9:23:44.432
7	1:03.416	+1.697	9:24:47.848
8	1:02.331	+0.612	9:25:50.179
9	1:02.032	+0.313	9:26:52.211

Lap	Lap Tm	Diff	Time of Day
(8) MIROSLAVOV NIKOLAEV, NIKOLA			

Lap	Lap Tm	Diff	Time of Day
1	1:11.256	+9.111	9:18:25.701
2	1:04.483	+2.338	9:19:30.184
3	1:03.829	+1.684	9:20:34.013
4	1:03.718	+1.573	9:21:37.731
5	1:03.096	+0.951	9:22:40.827
6	1:03.188	+1.043	9:23:44.015
7	1:03.718	+1.573	9:24:47.733
8	1:02.233	+0.088	9:25:49.966
9	1:02.145		9:26:52.111

Lap	Lap Tm	Diff	Time of Day
(26) ALSINA SANCHEZ, PAU			
1	1:15.686	+13.377	9:18:02.640
2	1:08.700	+6.391	9:19:11.340
3	1:06.368	+4.059	9:20:17.708
4	1:04.347	+2.038	9:21:22.055
5	1:03.860	+1.551	9:22:25.915
6	1:03.366	+1.057	9:23:29.281
7	1:02.971	+0.662	9:24:32.252
8	1:03.063	+0.754	9:25:35.315
9	1:02.309		9:26:37.624

Lap	Lap Tm	Diff	Time of Day
(12) GORDITO MAESTRO, ANTONIO			
1	1:10.343	+7.613	9:18:30.605
2	1:05.140	+2.410	9:19:35.745
3	1:03.606	+0.876	9:20:39.351
4	1:03.677	+0.947	9:21:43.028
5	1:03.540	+0.810	9:22:46.568
6	1:03.443	+0.713	9:23:50.011
7	1:03.684	+0.954	9:24:53.695
8	1:02.730		9:25:56.425
9	1:02.770	+0.040	9:26:59.195

Lap	Lap Tm	Diff	Time of Day
(68) MORENO VEIGA, OSCAR			
1	1:16.587	+12.784	9:18:50.840
2	1:08.551	+4.748	9:19:59.391
3	1:07.173	+3.370	9:21:06.564
4	1:04.903	+1.100	9:22:11.467
5	1:04.760	+0.957	9:23:16.227
6	1:03.912	+0.109	9:24:20.139
7	1:03.893	+0.090	9:25:24.032
8	1:03.803		9:26:27.835

Lap	Lap Tm	Diff	Time of Day
(17) GONZALEZ ALCALA, OLIVER			
1	1:33.615	+20.969	9:18:39.398
2	1:18.531	+5.885	9:19:57.929
3	1:15.269	+2.623	9:21:13.198
4	1:12.646		9:22:25.844
5	1:16.207	+3.561	9:23:42.051
6	1:33.470	+20.824	9:25:15.521
7	1:13.750	+1.104	9:26:29.271

Cap de cronometratge / Director de Carrera / President del Jurat

Orbits



Copa Catalana Promovelocitat-Móra d'Ebre

Ordenat per la volta més ràpida

PromoRACC 2

Circuit de Mora d'Ebre (b) 1,400 km

Entrenaments Qualificatius 2a. Sèrie

02/07/2017 10:00

Classificació (10:00 Temps) started at 9:59:31

Posició	Nº	Nom	Millor Tm	En volta	Dif	2º Millor	Club	Motocicleta	classe
1	44	UCEDA LOPEZ, IVAN	58.640	9		58.709	Simonety School	RMU MOTO	PromoRACC-2 2 Te
2	14	MESTRES PLA, ARI	59.963	10	1.323	1:00.008	Esc. Osona	METRAKIT	PromoRACC-2 2 Te
3	19	SOLA FLORENSA, POL	1:00.258	7	1.618	1:00.398	C.E.C. Alcarràs	HELP RACIN	PromoRACC-2 4 Te
4	77	QUINTANS SANS, LEANDRO	1:00.602	4	1.962	1:00.631	Minimotos Manfer	SIN MARCA	PromoRACC-2 4 Te
5	16	HIDALGO MIMBRERO, URIEL	1:01.008	9	2.368	1:01.045	MC Circuit Móra	HELP RACIN	PromoRACC-2 4 Te
6	41	CERPA CUELLAR, YVONNE	1:01.236	9	2.596	1:01.433	Simonety School	IMR	PromoRACC-2 4 Te
7	26	ALSINA SANCHEZ, PAU	1:01.439	10	2.799	1:01.484	Mc. Segre	SIN MARCA	PromoRACC-2 2 Te
8	8	MIROSLAVOV NIKOLAEV, NIKOLA	1:02.350	4	3.710	1:02.352	Esc.Motociclista	SIN MARCA	PromoRACC-2 4 Te
9	68	MORENO VEIGA, OSCAR	1:02.449	3	3.809	1:02.458	Simonety School	METRAKIT	PromoRACC-2 2 Te
10	12	GORDITO MAESTRO, ANTONIO	1:02.499	7	3.859	1:02.686	Esc.Motociclista	IMR	PromoRACC-2 4 Te
11	17	GONZALEZ ALCALA, OLIVER	1:10.950	7	12.310	1:11.466	Esc. Osona	METRAKIT	PromoRACC-2 2 Te

Cap de cronometratge / Director de Carrera / President del Jurat

Orbits



Copa Catalana Promovelocitat-Móra d'Ebre

PromoRACC 2

Circuit de Mora d'Ebre (b) 1,400 km

Entrenaments Qualificatius 2a. Sèrie

02/07/2017 10:00

Classificació (10:00 Temps) started at 9:59:31

Lap	Lap Tm	Diff	Time of Day
(44) UCEDA LOPEZ, IVAN			
1	1:03.900	+5.260	10:02:09.897
2	59.705	+1.065	10:03:09.602
3	59.242	+0.602	10:04:08.844
4	59.480	+0.840	10:05:08.324
5	1:00.251	+1.611	10:06:08.575
6	59.650	+1.010	10:07:08.225
7	58.709	+0.069	10:08:06.934
8	59.605	+0.965	10:09:06.539
9	58.640		10:10:05.179

Lap	Lap Tm	Diff	Time of Day
(14) MESTRES PLA, ARI			
1	1:05.135	+5.172	10:00:37.388
2	1:00.680	+0.717	10:01:38.068
3	1:00.148	+0.185	10:02:38.216
4	1:00.038	+0.075	10:03:38.254
5	1:00.333	+0.370	10:04:38.587
6	1:00.008	+0.045	10:05:38.595
7	1:00.566	+0.603	10:06:39.161
8	1:00.369	+0.406	10:07:39.530
9	1:00.368	+0.405	10:08:39.898
10	59.963		10:09:39.861

Lap	Lap Tm	Diff	Time of Day
(19) SOLA FLORENZA, POL			
1	1:05.837	+5.579	10:00:50.366
2	1:01.235	+0.977	10:01:51.601
3	1:00.549	+0.291	10:02:52.150
4	1:01.386	+1.128	10:03:53.536
5	1:00.736	+0.478	10:04:54.272
6	1:00.439	+0.181	10:05:54.711
7	1:00.258		10:06:54.969
8	1:00.398	+0.140	10:07:55.367
9	1:01.509	+1.251	10:08:56.876
10	1:01.968	+1.710	10:09:58.844

Lap	Lap Tm	Diff	Time of Day
(77) QUINTANS SANS, LEANDRO			
1	1:04.983	+4.381	10:00:52.281
2	1:05.873	+5.271	10:01:58.154
3	1:01.592	+0.990	10:02:59.746
4	1:00.602		10:04:00.348
5	1:03.121	+2.519	10:05:03.469
6	1:16.675	+16.073	10:06:20.144
7	1:04.968	+4.366	10:07:25.112
8	1:01.180	+0.578	10:08:26.292
9	1:00.631	+0.029	10:09:26.923
10	1:00.981	+0.379	10:10:27.904

Lap	Lap Tm	Diff	Time of Day
(16) HIDALGO MIMBRERO, URIEL			
1	1:06.453	+5.445	10:00:37.852
2	1:01.912	+0.904	10:01:39.764
3	1:01.692	+0.684	10:02:41.456
4	1:01.459	+0.451	10:03:42.915
5	1:01.045	+0.037	10:04:43.960
6	1:01.231	+0.223	10:05:45.191
7	1:01.309	+0.301	10:06:46.500
8	1:01.757	+0.749	10:07:48.257
9	1:01.008		10:08:49.265
10	1:01.796	+0.788	10:09:51.061

Lap	Lap Tm	Diff	Time of Day
(41) CERPA CUELLAR, YVONNE			
1	1:03.949	+2.713	10:01:50.876
2	1:02.447	+1.211	10:02:53.323
3	1:01.460	+0.224	10:03:54.783
4	1:02.096	+0.860	10:04:56.879
5	1:02.171	+0.935	10:05:59.050

Lap	Lap Tm	Diff	Time of Day
6	1:01.564	+0.328	10:07:00.614
7	1:01.898	+0.662	10:08:02.512
8	1:01.433	+0.197	10:09:03.945
9	1:01.236		10:10:05.181

Lap	Lap Tm	Diff	Time of Day
(26) ALSINA SANCHEZ, PAU			
1	1:04.895	+3.456	10:00:39.150
2	1:02.365	+0.926	10:01:41.515
3	1:02.597	+1.158	10:02:44.112
4	1:02.768	+1.329	10:03:46.880
5	1:02.159	+0.720	10:04:49.039
6	1:02.315	+0.876	10:05:51.354
7	1:01.943	+0.504	10:06:53.297
8	1:01.905	+0.466	10:07:55.202
9	1:01.484	+0.045	10:08:56.686
10	1:01.439		10:09:58.125

Lap	Lap Tm	Diff	Time of Day
(8) MIROSLAVOV NIKOLAEV, NIKOLA			
1	1:05.107	+2.757	10:00:51.919
2	1:03.131	+0.781	10:01:55.050
3	1:02.781	+0.431	10:02:57.831
4	1:02.350		10:04:00.181
5	1:03.198	+0.848	10:05:03.379
6	1:02.409	+0.059	10:06:05.788
7	1:02.352	+0.002	10:07:08.140
8	1:02.933	+0.583	10:08:11.073
9	1:02.495	+0.145	10:09:13.568
10	1:02.740	+0.390	10:10:16.308

Lap	Lap Tm	Diff	Time of Day
(68) MORENO VEIGA, OSCAR			
1	1:10.544	+8.095	10:01:59.658
2	1:03.225	+0.776	10:03:02.883
3	1:02.449		10:04:05.332
4	1:02.913	+0.464	10:05:08.245
5	1:03.174	+0.725	10:06:11.419
6	1:02.617	+0.168	10:07:14.036
7	1:03.064	+0.615	10:08:17.100
8	1:02.542	+0.093	10:09:19.642
9	1:02.458	+0.009	10:10:22.100

Lap	Lap Tm	Diff	Time of Day
(12) GORDITO MAESTRO, ANTONIO			
1	1:06.693	+4.194	10:00:42.026
2	1:04.387	+1.888	10:01:46.413
3	1:04.110	+1.611	10:02:50.523
4	1:03.445	+0.946	10:03:53.968
5	1:02.799	+0.300	10:04:56.767
6	1:02.916	+0.417	10:05:59.683
7	1:02.499		10:07:02.182
8	1:02.851	+0.352	10:08:05.033
9	1:02.686	+0.187	10:09:07.719
10	1:03.076	+0.577	10:10:10.795

Lap	Lap Tm	Diff	Time of Day
(17) GONZALEZ ALCALA, OLIVER			
1	1:18.961	+8.011	10:02:41.297
2	1:13.604	+2.654	10:03:54.901
3	1:12.684	+1.734	10:05:07.585
4	1:11.466	+0.516	10:06:19.051
5	1:12.033	+1.083	10:07:31.084
6	1:11.783	+0.833	10:08:42.867
7	1:10.950		10:09:53.817

Cap de cronometratge / Director de Carrera / President del Jurat

Orbits



Copa Catalana Promovelocitat-Mòra d'Ebre

PromoRACC 3

Circuit de Mora d'Ebre (b) 1,400 km

Classificació FINAL

Pos.	Núm.	Nom i Cognoms	Llicència	Club	Carrera 1	Carrera 2	Total Punts
1	68	ANDREU FERNANDEZ, HUGO	134997-B	Esc. Osona	20	25	45
2	6	MENDEZ DE OLEO, XARLY	134808-B	Simonety School	13	20	33
3	74	VIÑAS GONZALEZ, DANIEL	135013-B	Lorenzo Bcn	11	16	27
4	10	BAIGET ARIAS, PABLO	134634-B	Simonety School	16	9	25
5	23	BOCANEGRA BOONE, AYMÓN	134718-B	Simonety School	25	0	25
6	44	ALBERTON ESCUDE, XAVIER	135152-T	CEM Constantí	10	10	20
7	25	MORA CIUCUR, JOEL	134747-B	Simonety School	0	13	13
8	21	ARAGON OYA, ARNAU	134800-B	Simonety School	0	11	11
NE	35	CALVET CEBOLLA, CHRISTIAN	135942-T	CEM Constantí	0	0	0

Cap de cronometratge / Director de Carrera / President del Jurat

Orbits



Copa Catalana Promovelocitat-Móra d'Ebre

classificat per voltes

PromoRACC 3

Circuit de Mora d'Ebre (b) 1,400 km

Primera Cursa

02/07/2017 10:35

Cursa (8:00 i 2 Voltes) started at 10:35:06

Posició	Nº	Nom	Voltes	Total Ts	Dif	Millor Tm	Motocicleta	Llicència	Club	Punts
1	23	BOCANEGRA BOONE, AYMÓN	10	11:11.246		1:06.108	POLINI	134718-B	Simonety Schoc	25
2	68	ANDREU FERNANDEZ, HUGO	10	11:11.361	0.115	1:06.355	POLINI	134997-B	Esc. Osona	20
3	10	BAIGET ARIAS, PABLO	10	11:22.736	11.490	1:07.231	POLINI	134634-B	Simonety Schoc	16
4	6	MENDEZ DE OLEO, XARLY	10	11:23.835	12.589	1:07.459	POLINI	134808-B	Simonety Schoc	13
5	74	VIÑAS GONZALEZ, DANIEL	10	11:28.866	17.620	1:07.708	POLINI	135013-B	Lorenzo Bcn	11
6	44	ALBERTON ESCUDE, XAVIER	10	12:20.206	1:08.960	1:12.410	POLINI	135152-T	CEM Constantí	10

No classificat

NT	21	ARAGON OYA, ARNAU	5	6:07.040	NT	1:11.902	POLINI	134800-B	Simonety Schoc	0
NT	25	MORA CIUCUR, JOEL	5	6:07.049	NT	1:12.090	POLINI	134747-B	Simonety Schoc	0
NE	35	CALVET CEBOLLA, CHRISTIAN			NE		POLINI	135942-T	CEM Constantí	0

Marge de victòria	Velocitat mitja	Millor temps de volta	Millor vel.	Millor volta per
0.115	75,084	1:06.108	76,239	23 - BOCANEGRA BOONE, AYMÓN

Cap de cronometratge / Director de Carrera / President del Jurat

Orbits

Copa Catalana Promovelocitat-Mòra d'Ebre

Volta a volta

PromoRACC 3

Circuit de Mora d'Ebre (b) 1,400 km

Primera Cursa

02/07/2017 10:35

Cursa (8:00 i 2 Voltes) started at 10:35:06

Competidors

	Voltes										
	0	1	2	3	4	5	6	7	8	9	10
ANDREU FERNANDEZ, HUGO (68)	1	68	68	68	68	68	23	23	23	23	23
MENDEZ DE OLEO, XARLY (6)	2	6	6	23	23	23	23	68	68	68	68
BOCANEGRA BOONE, AYMÓN (23)	3	23	23	6	6	6	10	10	10	10	10
BAIGET ARIAS, PABLO (10)	4	10	10	10	10	10	6	6	6	6	6
VIÑAS GONZALEZ, DANIEL (74)	5	74	74	74	74	74	74	74	74	74	74
ARAGON OYA, ARNAU (21)	6	21	25	25	25	25	21	44	44	44	44
MORA CIUCUR, JOEL (25)	7	25	21	21	21	21	25				
ALBERTON ESCUDE, XAVIER (44)	8	44	44	44	44	44	44				
-	9										



Copa Catalana Promovelocitat-Móra d'Ebre

PromoRACC 3

Circuit de Mora d'Ebre (b) 1,400 km

Primera Cursa

02/07/2017 10:35

Cursa (8:00 i 2 Voltes) started at 10:35:06

Lap	Lap Tm	Diff	Time of Day
(23) BOCANEGRA BOONE, AYMON			
1	1:08.783	+2.675	10:36:18.761
2	1:06.654	+0.546	10:37:25.415
3	1:06.740	+0.632	10:38:32.155
4	1:06.526	+0.418	10:39:38.681
5	1:06.108		10:40:44.789
6	1:06.256	+0.148	10:41:51.045
7	1:06.409	+0.301	10:42:57.454
8	1:06.598	+0.490	10:44:04.052
9	1:06.830	+0.722	10:45:10.882
10	1:06.682	+0.574	10:46:17.564

(68) ANDREU FERNANDEZ, HUGO			
1	1:07.667	+1.312	10:36:17.393
2	1:06.822	+0.467	10:37:24.215
3	1:06.915	+0.560	10:38:31.130
4	1:06.763	+0.408	10:39:37.893
5	1:06.810	+0.455	10:40:44.703
6	1:06.585	+0.230	10:41:51.288
7	1:06.355		10:42:57.643
8	1:06.600	+0.245	10:44:04.243
9	1:06.848	+0.493	10:45:11.091
10	1:06.588	+0.233	10:46:17.679

(10) BAIGET ARIAS, PABLO			
1	1:09.911	+2.680	10:36:20.081
2	1:07.231		10:37:27.312
3	1:07.320	+0.089	10:38:34.632
4	1:08.330	+1.099	10:39:42.962
5	1:07.343	+0.112	10:40:50.305
6	1:07.654	+0.423	10:41:57.959
7	1:08.035	+0.804	10:43:05.994
8	1:07.524	+0.293	10:44:13.518
9	1:07.729	+0.498	10:45:21.247
10	1:07.807	+0.576	10:46:29.054

(6) MENDEZ DE OLEO, XARLY			
1	1:08.745	+1.286	10:36:18.622
2	1:07.706	+0.247	10:37:26.328
3	1:08.076	+0.617	10:38:34.404
4	1:08.382	+0.923	10:39:42.786
5	1:07.889	+0.430	10:40:50.675
6	1:07.459		10:41:58.134
7	1:08.038	+0.579	10:43:06.172
8	1:07.619	+0.160	10:44:13.791
9	1:07.741	+0.282	10:45:21.532
10	1:08.621	+1.162	10:46:30.153

(74) VIÑAS GONZALEZ, DANIEL			
1	1:10.766	+3.058	10:36:21.122
2	1:07.869	+0.161	10:37:28.991
3	1:07.724	+0.016	10:38:36.715
4	1:07.708		10:39:44.423
5	1:08.043	+0.335	10:40:52.466
6	1:08.188	+0.480	10:42:00.654
7	1:08.429	+0.721	10:43:09.083
8	1:08.313	+0.605	10:44:17.396
9	1:08.839	+1.131	10:45:26.235
10	1:08.949	+1.241	10:46:35.184

(44) ALBERTON ESCUDE, XAVIER			
1	1:14.281	+1.871	10:36:25.121
2	1:12.617	+0.207	10:37:37.738
3	1:12.548	+0.138	10:38:50.286
4	1:12.756	+0.346	10:40:03.042

Lap	Lap Tm	Diff	Time of Day
5	1:12.410		10:41:15.452
6	1:14.290	+1.880	10:42:29.742
7	1:14.106	+1.696	10:43:43.848
8	1:15.140	+2.730	10:44:58.988
9	1:13.882	+1.472	10:46:12.870
10	1:13.654	+1.244	10:47:26.524

(21) ARAGON OYA, ARNAU			
1	1:12.804	+0.902	10:36:23.233
2	1:11.902		10:37:35.135
3	1:12.812	+0.910	10:38:47.947
4	1:12.865	+0.963	10:40:00.812
5	1:12.546	+0.644	10:41:13.358

(25) MORA CIUCUR, JOEL			
1	1:12.090		10:36:22.563
2	1:12.474	+0.384	10:37:35.037
3	1:12.843	+0.753	10:38:47.880
4	1:12.812	+0.722	10:40:00.692
5	1:12.675	+0.585	10:41:13.367

Lap	Lap Tm	Diff	Time of Day
-----	--------	------	-------------

Cap de cronometratge / Director de Carrera / President del Jurat

Orbits



Copa Catalana Promovelocitat-Móra d'Ebre

classificat per voltes

PromoRACC 3

Circuit de Mora d'Ebre (b) 1,400 km

Segona Cursa

02/07/2017 11:50

Cursa (8:00 i 2 Voltes) started at 11:48:36

osicic	Nº	Nom	Voltes	Total Ts	Dif	Millor Tm	Motocicleta:	Llicència	Club	Punts
1	68	ANDREU FERNANDEZ, HUGO	10	11:16.609		1:06.332	POLINI	134997-B	Esc. Osona	25
2	6	MENDEZ DE OLEO, XARLY	10	11:30.596	13.987	1:08.271	POLINI	134808-B	Simonety Schoc	20
3	74	VIÑAS GONZALEZ, DANIEL	10	11:30.792	14.183	1:08.044	POLINI	135013-B	Lorenzo Bcn	16
4	25	MORA CIUCUR, JOEL	10	12:11.717	55.108	1:11.881	POLINI	134747-B	Simonety Schoc	13
5	21	ARAGON OYA, ARNAU	10	12:11.911	55.302	1:11.722	POLINI	134800-B	Simonety Schoc	11
6	44	ALBERTON ESCUDE, XAVIER	10	12:12.128	55.519	1:11.506	POLINI	135152-T	CEM Constantí	10
7	10	BAIGET ARIAS, PABLO	9	11:30.308	1 Volta	1:08.023	POLINI	134634-B	Simonety Schoc	9

No classificat

NE	35	CALVET CEBOLLA, CHRISTIAN			NE		POLINI	135942-T	CEM Constantí	0
EX	23	BOCANEGRA BOONE, AYMON	10	12:01.031	EX	1:06.250	POLINI	134718-B	Simonety Schoc	0

Notificacions

Núm. 23 - Desqualificat per circular en sentit contrari a la cursa.

Marge de victòria	Velocitat mitja	Millor temps de volta	Millor vel.	Millor volta per
13.987	74,489	1:06.332	75,981	68 - ANDREU FERNANDEZ, HUGO

Cap de cronometratge / Director de Carrera / President del Jurat

Orbits

Copa Catalana Promovelocitat-Móra d'Ebre

Volta a volta

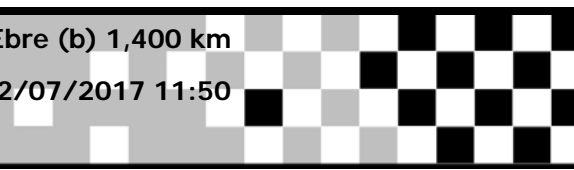
PromoRACC 3

Circuit de Mora d'Ebre (b) 1,400 km

Segona Cursa

02/07/2017 11:50

Cursa (8:00 i 2 Voltes) started at 11:48:36



Competidors

Voltes

	0	1	2	3	4	5	6	7	8	9	10	
MENDEZ DE OLEO, XARLY (6)	1	6	68	68	23	23	23	23	23	23	23	68
ANDREU FERNANDEZ, HUGO (68)	2	68	23	23	68	68	68	68	68	68	68	6
BOCANEGRA BOONE, AYMÓN (23)	3	23	6	10	6	6	6	6	6	6	6	74
BAIGET ARIAS, PABLO (10)	4	10	10	6	74	74	74	74	74	74	74	23
VIÑAS GONZALEZ, DANIEL (74)	5	74	74	74	25	25	25	25	25	25	25	25
ARAGON OYA, ARNAU (21)	6	21	21	25	21	21	21	44	44	44	44	21
MORA CIUCUR, JOEL (25)	7	25	25	21	44	44	44	21	21	21	21	44
ALBERTON ESCUDE, XAVIER (44)	8	44	44	44	10	10	10	10	10	10	10	10
-	9											



Copa Catalana Promovelocitat-Mòra d'Ebre

PromoRACC 3

Circuit de Mora d'Ebre (b) 1,400 km

Segona Cursa

02/07/2017 11:50

Cursa (8:00 i 2 Voltes) started at 11:48:36

Lap	Lap Tm	Diff	Time of Day
(68) ANDREU FERNANDEZ, HUGO			
1	1:08.029	+1.697	11:49:47.561
2	1:06.332		11:50:53.893
3	1:06.544	+0.212	11:52:00.437
4	1:07.025	+0.693	11:53:07.462
5	1:06.633	+0.301	11:54:14.095
6	1:07.018	+0.686	11:55:21.113
7	1:06.729	+0.397	11:56:27.842
8	1:07.814	+1.482	11:57:35.656
9	1:08.036	+1.704	11:58:43.692
10	1:09.816	+3.484	11:59:53.508

Lap	Lap Tm	Diff	Time of Day
(6) MENDEZ DE OLEO, XARLY			
1	1:09.399	+1.128	11:49:48.917
2	1:08.271		11:50:57.188
3	1:08.570	+0.299	11:52:05.758
4	1:09.060	+0.789	11:53:14.818
5	1:08.520	+0.249	11:54:23.338
6	1:09.010	+0.739	11:55:32.348
7	1:09.297	+1.026	11:56:41.645
8	1:08.572	+0.301	11:57:50.217
9	1:08.732	+0.461	11:58:58.949
10	1:08.546	+0.275	12:00:07.495

Lap	Lap Tm	Diff	Time of Day
(74) VIÑAS GONZALEZ, DANIEL			
1	1:09.185	+1.141	11:49:49.409
2	1:08.597	+0.553	11:50:58.006
3	1:08.044		11:52:06.050
4	1:08.844	+0.800	11:53:14.894
5	1:08.579	+0.535	11:54:23.473
6	1:09.151	+1.107	11:55:32.624
7	1:09.082	+1.038	11:56:41.706
8	1:08.594	+0.550	11:57:50.300
9	1:08.936	+0.892	11:58:59.236
10	1:08.455	+0.411	12:00:07.691

Lap	Lap Tm	Diff	Time of Day
(23) BOCANEGRA BOONE, AYMON			
1	1:07.913	+1.663	11:49:47.757
2	1:06.250		11:50:54.007
3	1:06.271	+0.021	11:52:00.278
4	1:07.039	+0.789	11:53:07.317
5	1:06.494	+0.244	11:54:13.811
6	1:06.622	+0.372	11:55:20.433
7	1:06.777	+0.527	11:56:27.210
8	1:07.276	+1.026	11:57:34.486
9	1:06.969	+0.719	11:58:41.455
10	1:56.475	+50.225	12:00:37.930

Lap	Lap Tm	Diff	Time of Day
(25) MORA CIUCUR, JOEL			
1	1:13.431	+1.550	11:49:54.158
2	1:11.979	+0.098	11:51:06.137
3	1:12.859	+0.978	11:52:18.996
4	1:13.324	+1.443	11:53:32.320
5	1:12.423	+0.542	11:54:44.743
6	1:13.069	+1.188	11:55:57.812
7	1:13.915	+2.034	11:57:11.727
8	1:12.871	+0.990	11:58:24.598
9	1:12.137	+0.256	11:59:36.735
10	1:11.881		12:00:48.616

Lap	Lap Tm	Diff	Time of Day
(21) ARAGON OYA, ARNAU			
1	1:13.199	+1.477	11:49:53.559
2	1:12.617	+0.895	11:51:06.176
3	1:12.901	+1.179	11:52:19.077
4	1:13.328	+1.606	11:53:32.405

Lap	Lap Tm	Diff	Time of Day
5	1:12.612	+0.890	11:54:45.017
6	1:14.401	+2.679	11:55:59.418
7	1:12.588	+0.866	11:57:12.006
8	1:12.908	+1.186	11:58:24.914
9	1:12.174	+0.452	11:59:37.088
10	1:11.722		12:00:48.810

Lap	Lap Tm	Diff	Time of Day
(44) ALBERTON ESCUDE, XAVIER			
1	1:14.816	+3.310	11:49:55.786
2	1:12.721	+1.215	11:51:08.507
3	1:11.506		11:52:20.013
4	1:12.785	+1.279	11:53:32.798
5	1:12.570	+1.064	11:54:45.368
6	1:13.807	+2.301	11:55:59.175
7	1:12.654	+1.148	11:57:11.829
8	1:12.921	+1.415	11:58:24.750
9	1:12.150	+0.644	11:59:36.900
10	1:12.127	+0.621	12:00:49.027

Lap	Lap Tm	Diff	Time of Day
(10) BAIGET ARIAS, PABLO			
1	1:08.883	+0.860	11:49:48.974
2	1:08.023		11:50:56.997
3	1:39.879	+31.856	11:52:36.876
4	1:37.811	+29.788	11:54:14.687
5	1:15.049	+7.026	11:55:29.736
6	1:09.879	+1.856	11:56:39.615
7	1:10.116	+2.093	11:57:49.731
8	1:09.052	+1.029	11:58:58.783
9	1:08.424	+0.401	12:00:07.207

Cap de cronometratge / Director de Carrera / President del Jurat

Orbits




Copa Catalana Promovelocitat-Mòra d'Ebre

PromoRACC 3

Circuit de Mora d'Ebre (b) 1,400 km

Entrenaments Qualificatius



Posició	Nº	Nom	Millor Ts total	R1. Millor Tm	R2. Millor Tm	classe
1	68	ANDREU FERNANDEZ, HUGO	1:06.790	1:07.180	1:06.790	PromoRACC-3 4.2
2	23	BOCANEGRA BOONE, AYMÓN	1:06.867	1:07.133	1:06.867	PromoRACC-3 4.2
3	6	MENDEZ DE OLEO, XARLY	1:07.570	1:09.093	1:07.570	PromoRACC-3 4.2
4	10	BAIGET ARIAS, PABLO	1:07.598	1:07.688	1:07.598	PromoRACC-3 4.2
5	74	VIÑAS GONZALEZ, DANIEL	1:07.695	1:08.252	1:07.695	PromoRACC-3 4.2
6	35	CALVET CEBOLLA, CHRISTIAN	1:10.199	1:13.694	1:10.199	PromoRACC-3 4.2
7	21	ARAGON OYA, ARNAU	1:11.110	1:11.968	1:11.110	PromoRACC-3 4.2
8	25	MORA CIUCUR, JOEL	1:11.379	1:13.977	1:11.379	PromoRACC-3 4.2
9	44	ALBERTON ESCUDE, XAVIER	1:14.340	1:14.340	1:14.520	PromoRACC-3 4.2

Cap de cronometratge / Director de Carrera / President del Jurat

Orbits



Copa Catalana Promovelocitat-Móra d'Ebre

Ordenat per la volta més ràpida

PromoRACC 3

Circuit de Mora d'Ebre (b) 1,400 km

Entrenaments Qualificatius 1a. Sèrie

02/07/2017 09:00

Classificació (10:00 Temps) started at 9:02:41

Posició	Nº	Nom	Millor Tm	En volta	Dif	2º Millor	Club	Motocicleta	classe
1	23	BOCANEGRA BOONE, AYMÓN	1:07.133	9		1:07.878	Simonety School	POLINI	PromoRACC-3 4.2
2	68	ANDREU FERNANDEZ, HUGO	1:07.180	7	0.047	1:07.326	Esc. Osona	POLINI	PromoRACC-3 4.2
3	10	BAIGET ARIAS, PABLO	1:07.688	4	0.555	1:07.905	Simonety School	POLINI	PromoRACC-3 4.2
4	74	VIÑAS GONZALEZ, DANIEL	1:08.252	4	1.119	1:08.362	Lorenzo Bcn	POLINI	PromoRACC-3 4.2
5	6	MENDEZ DE OLEO, XARLY	1:09.093	5	1.960	1:09.196	Simonety School	POLINI	PromoRACC-3 4.2
6	21	ARAGON OYA, ARNAU	1:11.968	7	4.835	1:13.115	Simonety School	POLINI	PromoRACC-3 4.2
7	35	CALVET CEBOLLA, CHRISTIAN	1:13.694	3	6.561	1:14.000	CEM Constantí	POLINI	PromoRACC-3 4.2
8	25	MORA CIUCUR, JOEL	1:13.977	7	6.844	1:14.815	Simonety School	POLINI	PromoRACC-3 4.2
9	44	ALBERTON ESCUDE, XAVIER	1:14.340	4	7.207	1:14.425	CEM Constantí	POLINI	PromoRACC-3 4.2

Cap de cronometratge / Director de Carrera / President del Jurat

Orbits



Copa Catalana Promovelocitat-Móra d'Ebre

PromoRACC 3

Circuit de Mora d'Ebre (b) 1,400 km

Entrenaments Qualificatius 2a. Sèrie

02/07/2017 09:45

Classificació (10:00 Temps) started at 9:45:05

Lap	Lap Tm	Diff	Time of Day
(68) ANDREU FERNANDEZ, HUGO			
1	1:08.991	+2.201	9:46:14.988
2	1:08.128	+1.338	9:47:23.116
3	1:07.253	+0.463	9:48:30.369
4	1:06.950	+0.160	9:49:37.319
5	1:07.058	+0.268	9:50:44.377
6	1:06.792	+0.002	9:51:51.169
7	1:06.790		9:52:57.959
8	1:07.133	+0.343	9:54:05.092
9	1:07.483	+0.693	9:55:12.575

Lap	Lap Tm	Diff	Time of Day
(23) BOCANEGRA BOONE, AYMÓN			
1	1:08.869	+2.002	9:46:19.989
2	1:08.989	+2.122	9:47:28.978
3	1:07.694	+0.827	9:48:36.672
4	1:07.872	+1.005	9:49:44.544
5	1:07.386	+0.519	9:50:51.930
6	1:07.741	+0.874	9:51:59.671
7	1:06.867		9:53:06.538
8	1:07.149	+0.282	9:54:13.687
9	1:07.647	+0.780	9:55:21.334

Lap	Lap Tm	Diff	Time of Day
(6) MENDEZ DE OLEO, XARLY			
1	1:09.872	+2.302	9:46:21.152
2	1:10.765	+3.195	9:47:31.917
3	1:09.534	+1.964	9:48:41.451
4	1:07.704	+0.134	9:49:49.155
5	1:08.102	+0.532	9:50:57.257
6	1:07.570		9:52:04.827
7	1:08.690	+1.120	9:53:13.517
8	1:08.038	+0.468	9:54:21.555
9	1:08.283	+0.713	9:55:29.838

Lap	Lap Tm	Diff	Time of Day
(10) BAIGET ARIAS, PABLO			
1	1:11.224	+3.626	9:46:22.103
2	1:09.748	+2.150	9:47:31.851
3	1:09.455	+1.857	9:48:41.306
4	1:07.686	+0.088	9:49:48.992
5	1:07.997	+0.399	9:50:56.989
6	1:07.598		9:52:04.587
7	1:08.179	+0.581	9:53:12.766
8	1:08.612	+1.014	9:54:21.378
9	1:08.246	+0.648	9:55:29.624

Lap	Lap Tm	Diff	Time of Day
(74) VIÑAS GONZALEZ, DANIEL			
1	1:09.623	+1.928	9:46:15.287
2	1:08.264	+0.569	9:47:23.551
3	1:07.695		9:48:31.246
4	1:08.159	+0.464	9:49:39.405
5	1:08.746	+1.051	9:50:48.151
6	1:08.406	+0.711	9:51:56.557
7	1:08.727	+1.032	9:53:05.284
8	1:08.728	+1.033	9:54:14.012
9	1:08.209	+0.514	9:55:22.221

Lap	Lap Tm	Diff	Time of Day
(35) CALVET CEBOLLA, CHRISTIAN			
1	1:15.293	+5.094	9:46:23.704
2	1:13.166	+2.967	9:47:36.870
3	1:10.759	+0.560	9:48:47.629
4	1:10.199		9:49:57.828
5	1:10.414	+0.215	9:51:08.242
6	1:10.431	+0.232	9:52:18.673
7	1:12.028	+1.829	9:53:30.701

Lap	Lap Tm	Diff	Time of Day
(21) ARAGON OYA, ARNAU			

Lap	Lap Tm	Diff	Time of Day
1	1:12.922	+1.812	9:46:19.176
2	1:12.468	+1.358	9:47:31.644
3	1:12.191	+1.081	9:48:43.835
4	1:11.330	+0.220	9:49:55.165
5	1:11.367	+0.257	9:51:06.532
6	1:11.614	+0.504	9:52:18.146
7	1:11.891	+0.781	9:53:30.037
8	1:14.446	+3.336	9:54:44.483
9	1:11.110		9:55:55.593

Lap	Lap Tm	Diff	Time of Day
(25) MORA CIUCUR, JOEL			
1	1:13.364	+1.985	9:46:19.861
2	1:12.718	+1.339	9:47:32.579
3	1:11.681	+0.302	9:48:44.260
4	1:11.379		9:49:55.639
5	1:11.573	+0.194	9:51:07.212
6	1:13.553	+2.174	9:52:20.765
7	1:13.211	+1.832	9:53:33.976
8	1:12.274	+0.895	9:54:46.250
9	1:11.551	+0.172	9:55:57.801

Lap	Lap Tm	Diff	Time of Day
(44) ALBERTON ESCUDE, XAVIER			
1	1:17.241	+2.721	9:46:23.516
2	1:14.596	+0.076	9:47:38.112
3	1:14.520		9:48:52.632
4	1:15.098	+0.578	9:50:07.730
5	1:14.963	+0.443	9:51:22.693
6	1:15.522	+1.002	9:52:38.215
7	1:16.140	+1.620	9:53:54.355
8	1:14.867	+0.347	9:55:09.222

Cap de cronometratge / Director de Carrera / President del Jurat

Orbits



Copa Catalana Promovelocitat-Móra d'Ebre

Ordenat per la volta més ràpida

PromoRACC 3

Circuit de Mora d'Ebre (b) 1,400 km

Entrenaments Qualificatius 2a. Sèrie

02/07/2017 09:45

Classificació (10:00 Temps) started at 9:45:05

Posició	Nº	Nom	Millor Tm	En volta	Dif	2º Millor	Club	Motocicleta	classe
1	68	ANDREU FERNANDEZ, HUGO	1:06.790	7		1:06.792	Esc. Osona	POLINI	PromoRACC-3 4.2
2	23	BOCANEGRA BOONE, AYMÓN	1:06.867	7	0.077	1:07.149	Simonety School	POLINI	PromoRACC-3 4.2
3	6	MENDEZ DE OLEO, XARLY	1:07.570	6	0.780	1:07.704	Simonety School	POLINI	PromoRACC-3 4.2
4	10	BAIGET ARIAS, PABLO	1:07.598	6	0.808	1:07.686	Simonety School	POLINI	PromoRACC-3 4.2
5	74	VIÑAS GONZALEZ, DANIEL	1:07.695	3	0.905	1:08.159	Lorenzo Bcn	POLINI	PromoRACC-3 4.2
6	35	CALVET CEBOLLA, CHRISTIAN	1:10.199	4	3.409	1:10.414	CEM Constantí	POLINI	PromoRACC-3 4.2
7	21	ARAGON OYA, ARNAU	1:11.110	9	4.320	1:11.330	Simonety School	POLINI	PromoRACC-3 4.2
8	25	MORA CIUCUR, JOEL	1:11.379	4	4.589	1:11.551	Simonety School	POLINI	PromoRACC-3 4.2
9	44	ALBERTON ESCUDE, XAVIER	1:14.520	3	7.730	1:14.596	CEM Constantí	POLINI	PromoRACC-3 4.2

Cap de cronometratge / Director de Carrera / President del Jurat

Orbits



Copa Catalana Promovelocitat-Zuera

PromoRACC 3

Circuito de Zuera 1,700 km

Entrenaments Qualificatius 2a. Sèrie

04/06/2017 10:00

Classificació (10:00 Temps) started at 10:03:50

Lap	Lap Tm	Diff	Time of Day
(10) BAIGET ARIAS, PABLO			
1	1:50.478	+12.405	10:08:19.998
2	1:43.617	+5.544	10:10:03.615
3	1:40.861	+2.788	10:11:44.476
4	1:41.662	+3.589	10:13:26.138
5	1:38.073		10:15:04.211
(23) BOCANEGRA BOONE, AYMON			
1	1:43.078	+4.602	10:07:50.569
2	1:40.673	+2.197	10:09:31.242
3	1:38.476		10:11:09.718
(25) MORA CIUCUR, JOEL			
1	1:46.413	+3.494	10:08:01.193
2	1:48.720	+5.801	10:09:49.913
3	1:48.835	+5.916	10:11:38.748
4	1:47.370	+4.451	10:13:26.118
5	1:42.919		10:15:09.037
(68) ANDREU FERNANDEZ, HUGO			
1	1:45.596	+0.967	10:07:40.478
2	1:45.247	+0.618	10:09:25.725
3	2:40.994	+56.365	10:12:06.719
4	1:44.629		10:13:51.348
(6) MENDEZ DE OLEO, XARLY			
1	1:45.962		10:07:56.666
(8) MIROSLAVOV NIKOLAEV, NIKOLA			
1	4:31.132	+2:45.051	10:13:17.383
2	1:46.081		10:15:03.464
(21) ARAGON OYA, ARNAU			
1	1:52.547	+4.628	10:08:01.376
2	1:50.330	+2.411	10:09:51.706
3	1:47.919		10:11:39.625
(49) CASAL CADENAS, NICOLAS			
1	2:15.509	+2.914	10:08:31.057
2	2:16.406	+3.811	10:10:47.463
3	2:13.632	+1.037	10:13:01.095
4	2:12.595		10:15:13.690

Lap Lap Tm Diff Time of Day

Lap Lap Tm Diff Time of Day

