

# Copa HONDA CBR300R

## Entrenos crono (Q1)

### Resultados

Pos.	Nº	Nacionalidad	Tiempo	Dif.	Total	Tiempo	Club
1	47	HERNANDEZ MOYANO FERRAN 	1:48.871		8	24:25.952	C.E.C. Alcañars
2	74	CAUCHI LUDOVIC 	1:49.488	0.617	5	13:08.690	P.M.B.
3	52	ERILL TRALLERO GUILLEM 	1:50.037	1.166	12	24:19.648	Mc. Piera Scan
4	64	RUIZ MATARIN AARON 	1:50.205	1.334	12	24:49.931	P.M.B.
5	60	GOMEZ-CARO LOPEZ-HER SERGIO 	1:50.316	1.445	12	24:22.064	Lorenzo Comp. TO
6	21	TORRES ZALBA ADRIAN 	1:50.531	1.660	11	24:23.475	Eventos Moteros
7	24	LOPEZ NIETO ENRIQUE 	1:50.556	1.685	11	22:39.646	Circuito Albacete
8	78	GONZALEZ ONTIVEROS GABRIEL 	1:50.674	1.803	6	13:14.824	Esc. Osona
9	26	GOMEZ-CARO LOPEZ-HER MARIO 	1:50.679	1.808	12	24:28.568	Lorenzo Comp. TO
10	18	HEREDIA MARTINEZ ANGEL 	1:51.663	2.792	10	25:19.564	KSB M
11	53	ALLIVELLATORE JOAQUIN 	1:52.262	3.391	12	25:47.841	P.M.B.
12	4	HERNANDEZ SALAZAR NICOLAS 	1:52.920	4.049	10	24:42.591	Vallisoletano Mc.
13	7	DIEZ RODRIGUEZ ALVARO 	1:53.065	4.194	11	25:42.868	Esc.Motociclista
14	2	LOUREIRO CURTIS DORREN 	1:53.610	4.739	12	25:07.450	Independiente
15	39	DOYLE GONZALEZ ALEJANDRO 	1:53.647	4.776	11	23:34.147	P.M.B.
16	51	WALCH TRISTAN 	1:54.219	5.348	12	25:08.482	Independiente
17	15	DESSAGNE CHARLES 	1:54.849	5.978	11	25:49.243	P.M.B.
18	57	SANCHEZ VEGA ALEJANDRO 	1:55.442	6.571	12	25:48.597	RACE
19	20	ROCHARD TOM 	1:59.409	10.538	9	23:13.605	P.M.B.
20	11	CORRAL ARIAS JAVIER 	1:59.717	10.846	9	24:01.982	Circuito Albacete

#### No Clasificados

46	DAMAS DIAS SARA 	Sin Tiempo					Circuito Albacete
----	---	------------	--	--	--	--	-------------------

Tiempo Inicio : 19/03 - 10:00:57

M. Vuelta : Nº47 HERNANDEZ MOYANO FERRAN

1:48.871 123,50 Km/h

Meteo : Soleado Aire : 13°C Pista : Seco

Hora :

# HONDA-RIEJU

## Entrenos crono (Q1)

### Análisis

Vueltas	Tiempo por vuelta	Formato Día	Vueltas	Tiempo por vuelta	Formato Día	Vueltas	Tiempo por vuelta	Formato Día	
<b>N°2 LOUREIRO CURTIS DORREN</b>			10	<b>1:53.065</b>	9:24:45.472	10	1:55.702	9:24:49.967	
1	1:57.438	9:05:02.220	11	1:54.594	9:26:40.066	11	1:56.474	9:26:46.441	
2	1:56.281	9:06:58.501	<b>N°8 MOGEDA VENDRELLS DANIEL</b>			<b>N°17 DIAZ ACERETE SAMUEL</b>			
3	1:55.262	9:08:53.763	1	1:58.815	9:05:16.832	1	2:07.304	9:07:06.897	
4	1:55.840	9:10:49.603	2	1:57.208	9:07:14.040	2	2:06.584	9:09:13.481	
5	1:54.158	9:12:43.761	3	1:57.416	9:09:11.456	3	2:04.787	9:11:18.268	
6	1:54.502	9:14:38.263	4	1:57.526	9:11:08.982	4	2:03.833	9:13:22.101	
7	1:54.974	9:16:33.237	5	1:56.109	9:13:05.091	5	2:04.209	9:15:26.310	
8	1:54.197	9:18:27.434	6	1:58.549	9:15:03.640	6	2:04.192	9:17:30.502	
9	1:55.489	9:20:22.923	7	1:57.132	9:17:00.772	7	2:04.492	9:19:34.994	
10	1:53.610	9:22:16.533	8	IN	2:00.451	9:19:01.223	8	2:04.327	9:21:39.321
11	1:53.950	9:24:10.483	9	2:10.008	9:21:11.231	9	2:03.990	9:23:43.311	
12	1:54.165	9:26:04.648	10	1:56.294	9:23:07.525	10	2:05.817	9:25:49.128	
<b>N°3 TORRA MARTI MARC</b>			11	1:56.348	9:25:03.873	<b>N°18 HEREDIA MARTINEZ ANGEL</b>			
1	2:07.568	9:05:40.724	<b>N°9 FAYET LORIS</b>			1	1:52.942	9:04:50.425	
2	2:06.673	9:07:47.397	1	2:05.579	9:05:22.803	2	1:52.608	9:06:43.033	
3	2:07.416	9:09:54.813	2	2:03.407	9:07:26.210	3	1:52.742	9:08:35.775	
4	2:07.377	9:12:02.190	3	2:03.537	9:09:29.747	4	1:53.878	9:10:29.653	
5	2:05.214	9:14:07.404	4	2:03.097	9:11:32.844	5	1:53.778	9:12:23.431	
6	2:06.953	9:16:14.357	5	2:02.589	9:13:35.433	6	1:51.663	9:14:15.094	
7	2:07.786	9:18:22.143	6	2:02.490	9:15:37.923	7	1:54.413	9:16:09.507	
8	2:06.869	9:20:29.012	7	2:02.508	9:17:40.431	8	1:53.946	9:18:03.453	
9	2:06.013	9:22:35.025	8	2:02.608	9:19:43.039	9	IN	2:00.008	
10	2:13.180	9:24:48.205	9	2:01.799	9:21:44.838	10	6:13.301	9:26:16.762	
11	2:10.887	9:26:59.092	10	2:02.247	9:23:47.085	<b>N°20 ROCHARD TOM</b>			
<b>N°4 HERNANDEZ SALAZAR NICOLAS</b>			11	2:01.697	9:25:48.782	1	IN	2:12.463	
1	1:56.145	9:05:25.379	<b>N°11 CORRAL ARIAS JAVIER</b>			2	3:23.032	9:10:06.233	
2	1:54.130	9:07:19.509	1	2:03.675	9:05:20.156	3	2:01.067	9:12:07.300	
3	1:54.461	9:09:13.970	2	2:00.235	9:07:20.391	4	2:00.609	9:14:07.909	
4	1:53.611	9:11:07.581	3	2:00.217	9:09:20.608	5	1:59.795	9:16:07.704	
5	1:53.013	9:13:00.594	4	1:59.717	9:11:20.325	6	2:00.129	9:18:07.833	
6	1:52.920	9:14:53.514	5	1:59.853	9:13:20.178	7	1:59.409	9:20:07.242	
7	1:52.986	9:16:46.500	6	2:02.542	9:15:22.720	8	1:59.994	9:22:07.236	
8	1:53.391	9:18:39.891	7	IN	2:08.739	9	IN	2:03.567	
9	IN	2:17.457	8	5:23.623	9:22:55.082	<b>N°21 TORRES ZALBA ADRIAN</b>			
10	4:42.441	9:25:39.789	9	2:04.098	9:24:59.180	1	IN	1:54.827	
<b>N°7 DIEZ RODRIGUEZ ALVARO</b>			<b>N°15 DESSAGNE CHARLES</b>			2	3:39.440	9:08:39.016	
1	1:56.237	9:05:04.211	1	2:01.610	9:05:18.782	3	1:51.459	9:10:30.475	
2	1:56.141	9:07:00.352	2	1:58.182	9:07:16.964	4	1:52.191	9:12:22.666	
3	1:54.699	9:08:55.051	3	1:57.281	9:09:14.245	5	1:50.583	9:14:13.249	
4	1:54.303	9:10:49.354	4	1:55.931	9:11:10.176	6	1:53.598	9:16:06.847	
5	1:53.897	9:12:43.251	5	1:55.258	9:13:05.434	7	1:51.388	9:17:58.235	
6	IN	2:04.463	6	IN	2:05.404	8	1:50.560	9:19:48.795	
7	4:16.864	9:19:04.578	7	3:53.461	9:19:04.299	9	1:50.758	9:21:39.553	
8	1:53.872	9:20:58.450	8	1:54.849	9:20:59.148	10	1:50.589	9:23:30.142	
9	1:53.957	9:22:52.407	9	1:55.117	9:22:54.265	11	1:50.531	9:25:20.673	

# HONDA-RIEJU

## Entrenos crono (Q1)

### Análisis

Vueltas	Tiempo por vuelta	Formato Día	Vueltas	Tiempo por vuelta	Formato Día	Vueltas	Tiempo por vuelta	Formato Día	
<b>Nº23 SIERRA GOMEZ AITOR</b>			9	2:12.208	9:24:46.854	<b>Nº50 GARCIA GARCIA JUAN JOSE</b>			
1	2:01.811	9:05:39.760	10	2:11.969	9:26:58.823	1	1:58.476	9:05:26.136	
2	1:59.316	9:07:39.076	<b>Nº39 DOYLE GONZALEZ ALEJANDRO</b>			2	1:56.869	9:07:23.005	
3	1:58.821	9:09:37.897	1	1:54.929	9:05:02.399	3	1:57.300	9:09:20.305	
4	1:57.986	9:11:35.883	2	1:55.467	9:06:57.866	4	1:57.997	9:11:18.302	
5	1:57.806	9:13:33.689	3	1:56.323	9:08:54.189	5	1:56.558	9:13:14.860	
6	1:57.691	9:15:31.380	4	2:06.366	9:11:00.555	6	1:56.531	9:15:11.391	
7	1:57.757	9:17:29.137	5	1:54.010	9:12:54.565	7	1:56.574	9:17:07.965	
8	1:57.837	9:19:26.974	6	1:53.647	9:14:48.212	8	1:57.128	9:19:05.093	
9	1:57.883	9:21:24.857	7	1:54.678	9:16:42.890	9	1:55.079	9:21:00.172	
10	1:57.968	9:23:22.825	8	1:53.721	9:18:36.611	10	1:55.309	9:22:55.481	
11	1:58.107	9:25:20.932	9	1:54.067	9:20:30.678	11	1:55.984	9:24:51.465	
<b>Nº24 LOPEZ NIETO ENRIQUE</b>			10	1:55.344	9:22:26.022	<b>Nº51 WALCH TRISTAN</b>			
1	1:53.742	9:04:55.261	11	IN	2:05.323	9:24:31.345	1	1:55.730	9:04:56.305
2	1:52.913	9:06:48.174	<b>Nº44 AL DARWISH YOUSEF</b>			2	1:55.444	9:06:51.749	
3	1:51.518	9:08:39.692	1	2:08.263	9:05:39.892	3	1:55.238	9:08:46.987	
4	1:51.691	9:10:31.383	2	2:06.247	9:07:46.139	4	1:55.824	9:10:42.811	
5	1:51.415	9:12:22.798	3	2:11.604	9:09:57.743	5	1:54.219	9:12:37.030	
6	1:50.649	9:14:13.447	4	2:06.094	9:12:03.837	6	1:55.061	9:14:32.091	
7	1:54.349	9:16:07.796	5	2:04.095	9:14:07.932	7	1:56.228	9:16:28.319	
8	1:51.239	9:17:59.035	6	2:06.735	9:16:14.667	8	1:55.262	9:18:23.581	
9	1:50.556	9:19:49.591	7	2:06.722	9:18:21.389	9	1:55.639	9:20:19.220	
10	1:51.268	9:21:40.859	8	2:04.695	9:20:26.084	10	1:55.566	9:22:14.786	
11	IN	1:55.985	9	2:05.900	9:22:31.984	11	1:55.832	9:24:10.618	
<b>Nº26 GOMEZ-CARO LOPEZ-HER MARIO</b>			<b>Nº47 HERNANDEZ MOYANO FERRAN</b>			12	1:55.062	9:26:05.680	
1	1:53.196	9:04:56.462	1	1:56.356	9:04:52.071	<b>Nº52 ERILL TRALLERO GUILLEM</b>			
2	1:52.785	9:06:49.247	2	1:49.938	9:06:42.009	1	1:52.245	9:04:48.735	
3	1:51.023	9:08:40.270	3	1:49.151	9:08:31.160	2	1:50.958	9:06:39.693	
4	1:50.679	9:10:30.949	4	1:54.166	9:10:25.326	3	1:53.081	9:08:32.774	
5	1:51.346	9:12:22.295	5	1:48.871	9:12:14.197	4	1:50.090	9:10:22.864	
6	1:54.339	9:14:16.634	6	IN	1:59.735	9:14:13.932	5	1:53.000	9:12:15.864
7	1:52.531	9:16:09.165	7	9:13.006	9:23:26.938	6	1:56.154	9:14:12.018	
8	1:51.092	9:18:00.257	8	1:56.212	9:25:23.150	7	1:52.095	9:16:04.113	
9	1:50.931	9:19:51.188	<b>Nº48 ROIG MARTINEZ NIL</b>			8	1:50.667	9:17:54.780	
10	1:50.896	9:21:42.084	1	1:58.249	9:06:01.624	9	1:51.053	9:19:45.833	
11	1:52.163	9:23:34.247	2	1:56.856	9:07:58.480	10	1:50.746	9:21:36.579	
12	1:51.519	9:25:25.766	3	1:59.262	9:09:57.742	11	1:50.230	9:23:26.809	
<b>Nº37 CALDERON LUQUE ADRIAN</b>			4	1:57.681	9:11:55.423	12	1:50.037	9:25:16.846	
1	2:16.281	9:07:03.620	5	1:57.265	9:13:52.688	<b>Nº53 ALLIVELLATORE JOAQUIN</b>			
2	2:16.228	9:09:19.848	6	1:57.027	9:15:49.715	1	1:54.801	9:05:02.172	
3	2:14.434	9:11:34.282	7	1:56.730	9:17:46.445	2	1:53.573	9:06:55.745	
4	2:12.766	9:13:47.048	8	1:56.729	9:19:43.174	3	1:53.393	9:08:49.138	
5	2:12.859	9:15:59.907	9	1:55.598	9:21:38.772	4	1:53.405	9:10:42.543	
6	2:11.764	9:18:11.671	10	1:55.784	9:23:34.556	5	1:52.262	9:12:34.805	
7	2:12.372	9:20:24.043	11	IN	2:11.606	6	1:52.944	9:14:27.749	
8	2:10.603	9:22:34.646				7	IN	1:57.395	9:16:25.144

# HONDA-RIEJU

## Entrenos crono (Q1)

### Análisis

Vueltas	Tiempo por vuelta	Formato Día	Vueltas	Tiempo por vuelta	Formato Día	Vueltas	Tiempo por vuelta	Formato Día	
8	2:47.260	9:19:12.404	6	<b>1:51.127</b>	9:14:40.558	<b>Nº118 CABANA AYGUASENOSA BIEL</b>			
9	1:52.730	9:21:05.134	7	1:51.665	9:16:32.223	1	<b>2:01.903</b>	9:05:28.781	
10	1:53.013	9:22:58.147	8	<b>1:50.710</b>	9:18:22.933	2	IN	2:04.354	9:07:33.135
11	1:52.955	9:24:51.102	9	1:50.809	9:20:13.742	3		2:21.746	9:09:54.881
12	1:53.937	9:26:45.039	10	1:52.307	9:22:06.049	4		<b>2:00.770</b>	9:11:55.651
<b>Nº55 LOPEZ NIETO MARCOS</b>			11	1:50.875	9:23:56.924	5		<b>1:58.980</b>	9:13:54.631
1	<b>2:32.092</b>	9:07:22.717	12	<b>1:50.205</b>	9:25:47.129	6		2:03.933	9:15:58.564
2	<b>2:27.115</b>	9:09:49.832	<b>Nº73 BERGADA SERRA LLUC</b>			7	IN	2:04.952	9:18:03.516
3	<b>2:20.727</b>	9:12:10.559	1	<b>1:59.933</b>	9:06:04.043	8		2:38.897	9:20:42.413
4	<b>2:20.159</b>	9:14:30.718	2	2:00.585	9:08:04.628	9		2:00.470	9:22:42.883
5	2:20.961	9:16:51.679	3	2:02.669	9:10:07.297	10		2:03.037	9:24:45.920
6	<b>2:19.697</b>	9:19:11.376	4	IN	2:07.188	11		2:01.410	9:26:47.330
7	2:21.586	9:21:32.962	5		2:20.750				
8	<b>2:19.157</b>	9:23:52.119	6		2:01.622				
<b>Nº57 SANCHEZ VEGA ALEJANDRO</b>			7		<b>1:59.650</b>				
1	<b>2:03.067</b>	9:05:19.200	8		2:00.841				
2	<b>1:57.822</b>	9:07:17.022	9		1:59.978				
3	<b>1:57.644</b>	9:09:14.666	10		2:04.908				
4	<b>1:55.974</b>	9:11:10.640	11		1:59.816				
5	<b>1:55.442</b>	9:13:06.082	<b>Nº74 CAUCHI LUDOVIC</b>			1		1:51.469	9:06:31.437
6	1:56.567	9:15:02.649	2		1:50.220			1:50.220	9:08:21.657
7	1:57.422	9:17:00.071	3		<b>1:49.488</b>			1:49.488	9:10:11.145
8	1:58.042	9:18:58.113	4		1:50.506			1:50.506	9:12:01.651
9	1:56.933	9:20:55.046	5	IN	2:04.237			2:04.237	9:14:05.888
10	1:57.266	9:22:52.312	<b>Nº78 GONZALEZ ONTIVEROS GABRIEL</b>			1		1:52.285	9:04:48.978
11	1:57.086	9:24:49.398	2		1:51.055			1:51.055	9:06:40.033
12	1:56.397	9:26:45.795	3		1:51.420			1:51.420	9:08:31.453
<b>Nº60 GOMEZ-CARO LOPEZ-HER SERGIO</b>			4		1:52.871			1:52.871	9:10:24.324
1	<b>1:51.929</b>	9:04:50.706	5		<b>1:50.674</b>			1:50.674	9:12:14.998
2	<b>1:51.047</b>	9:06:41.753	6		1:57.024			1:57.024	9:14:12.022
3	<b>1:50.316</b>	9:08:32.069	<b>Nº96 VICH GIL MARC</b>			1		<b>2:08.352</b>	9:05:54.362
4	1:51.023	9:10:23.092	2		<b>2:04.382</b>			2:04.382	9:07:58.744
5	1:51.398	9:12:14.490	3		<b>2:01.567</b>			2:01.567	9:10:00.311
6	1:52.374	9:14:06.864	4		2:03.138			2:03.138	9:12:03.449
7	1:51.400	9:15:58.264	5		2:03.792			2:03.792	9:14:07.241
8	1:51.855	9:17:50.119	6		2:02.340			2:02.340	9:16:09.581
9	1:51.962	9:19:42.081	7		<b>2:01.114</b>			2:01.114	9:18:10.695
10	1:52.189	9:21:34.270	8		2:01.540			2:01.540	9:20:12.235
11	1:52.177	9:23:26.447	9		2:01.340			2:01.340	9:22:13.575
12	1:52.815	9:25:19.262	10		<b>2:00.648</b>			2:00.648	9:24:14.223
<b>Nº64 RUIZ MATARIN AARON</b>			11		2:05.486			2:05.486	9:26:19.709
1	<b>1:57.685</b>	9:05:16.195							
2	<b>1:55.294</b>	9:07:11.489							
3	<b>1:53.912</b>	9:09:05.401							
4	<b>1:52.454</b>	9:10:57.855							
5	<b>1:51.576</b>	9:12:49.431							

Hora :

# COPA HONDA

## Carrera 1 (R1) Parrilla de Salida

Sujeto a escrutinio & investigaciones deportivas

7	20	ROCHARD TOM	11	CORRAL ARIAS JAVIER	
6	51	WALCH TRISTAN	15	DESSAGNE CHARLES	57
5	7	DIEZ RODRIGUEZ ALVARO	2	LOUREIRO CURTIS DORREN	39
4	18	HEREDIA MARTINEZ ANGEL	53	ALLIVELLATORE JOAQUIN	4
3	24	LOPEZ NIETO ENRIQUE	78	GONZALEZ ONTIVEROS GABRIEL	26
2	64	RUIZ MATARIN AARON	60	GOMEZ-CARO LOPEZ-HER SERGIO	21
1	47	HERNANDEZ MOYANO FERRAN	74	CAUCHI LUDOVIC	52

POLE POSITION




Salida : 19/03 - 12:25 12 Total = 44,820 Km

Hora :

Campeonato del Mediterraneo velocidad 16/03/2017


Página 1 / 1

Impreso : 19/03/2017 - 12:31

Apex Timing 

# COPA HONDA

## Carrera 1 (R1) Resultados

Pos.	Nº	acionalid:	Total	Dif.	Interv.	M. Vuelta	Marca	Tiempo	Club
1	74	CAUCHI LUDOVIC 	12			1:49.423	HONDA	21:58.464	P.M.B.
2	47	HERNANDEZ MOYANO FERRAN 	12	0.082	0.082	1:49.492	HONDA	21:58.546	C.E.C. Alcañoràs
3	52	ERILL TRALLERO GUILLEM 	12	0.146	0.064	1:49.366	HONDA	21:58.610	Mc. Piera Scan
4	64	RUIZ MATARIN AARON 	12	8.280	8.134	1:49.425	HONDA	22:06.744	P.M.B.
5	60	GOMEZ-CARO LOPEZ-HER SERGIO 	12	8.393	0.113	1:50.099	HONDA	22:06.857	Lorenzo Comp. TO
6	21	TORRES ZALBA ADRIAN 	12	8.890	0.497	1:49.996	HONDA	22:07.354	Eventos Moteros
7	78	GONZALEZ ONTIVEROS GABRIEL 	12	8.995	0.105	1:49.553	HONDA	22:07.459	Esc. Osona
8	24	LOPEZ NIETO ENRIQUE 	12	16.758	7.763	1:50.240	HONDA	22:15.222	Circuito Albacete
9	53	ALLIVELLATORE JOAQUIN 	12	17.079	0.321	1:50.078	HONDA	22:15.543	P.M.B.
10	26	GOMEZ-CARO LOPEZ-HER MARIO 	12	17.106	0.027	1:50.414	HONDA	22:15.570	Lorenzo Comp. TO
11	39	DOYLE GONZALEZ ALEJANDRO 	12	37.866	20.760	1:51.608	HONDA	22:36.330	P.M.B.
12	7	DIEZ RODRIGUEZ ALVARO 	12	37.962	0.096	1:52.083	HONDA	22:36.426	Esc.Motociclista
13	2	LOUREIRO CURTIS DORREN 	12	37.981	0.019	1:52.313	HONDA	22:36.445	Independiente
14	51	WALCH TRISTAN 	12	38.349	0.368	1:52.296	HONDA	22:36.813	Independiente
15	18	HEREDIA MARTINEZ ANGEL 	12	39.105	0.756	1:51.371	HONDA	22:37.569	KSB M
16	4	HERNANDEZ SALAZAR NICOLAS 	12	39.590	0.485	1:51.862	HONDA	22:38.054	Vallisoletano Mc.
17	57	SANCHEZ VEGA ALEJANDRO 	12	1:06.872	27.282	1:54.305	HONDA	23:05.336	RACE
18	15	DESSAGNE CHARLES 	12	1:07.226	0.354	1:54.282	HONDA	23:05.690	P.M.B.
19	20	ROCHARD TOM 	12	1:39.951	32.725	1:57.267	HONDA	23:38.415	P.M.B.
20	11	CORRAL ARIAS JAVIER 	12	1:49.921	9.970	1:57.506	HONDA	23:48.385	Circuito Albacete

Lider : N°74 CAUCHI LUDOVIC (1-1) / N°47 HERNANDEZ MOYANO FERRAN (2-11) / N°74 CAUCHI LUDOVIC (12-12)

Tiempo Inicio : 19/03 - 12:24:23

M. Vuelta : N°52 ERILL TRALLERO GUILLEM 1:49.366 122,94 Km/h

Meteo : Soleado Aire : 13°C Pista : Seco

Hora :

# COPA HONDA

## Carrera 1 (R1) Análisis

Valor informativo. No Oficial

Vueltas	Tiempo por vuelta	Formato Día	Vueltas	Tiempo por vuelta	Formato Día	Vueltas	Tiempo por vuelta	Formato Día
<b>N°2 LOUREIRO CURTIS DORREN</b>			7	1:58.224	11:38:13.705	<b>N°21 TORRES ZALBA ADRIAN</b>		
1		11:26:17.215	8	1:58.228	11:40:11.933	1		11:26:14.224
2	<b>1:52.313</b>	11:28:09.528	9	1:59.317	11:42:11.250	2	<b>1:50.096</b>	11:28:04.320
3	1:52.533	11:30:02.061	10	1:59.963	11:44:11.213	3	1:50.390	11:29:54.710
4	1:52.445	11:31:54.506	11	1:59.468	11:46:10.681	4	<b>1:49.996</b>	11:31:44.706
5	1:53.121	11:33:47.627	12	2:00.317	11:48:10.998	5	1:50.879	11:33:35.585
6	1:52.933	11:35:40.560	<b>N°15 DESSAGNE CHARLES</b>			6	1:50.047	11:35:25.632
7	1:53.254	11:37:33.814	1		11:26:23.515	7	1:50.858	11:37:16.490
8	1:53.595	11:39:27.409	2	<b>1:56.008</b>	11:28:19.523	8	1:50.996	11:39:07.486
9	1:53.043	11:41:20.452	3	<b>1:55.112</b>	11:30:14.635	9	1:50.574	11:40:58.060
10	1:52.582	11:43:13.034	4	<b>1:55.019</b>	11:32:09.654	10	1:50.227	11:42:48.287
11	1:52.671	11:45:05.705	5	1:55.461	11:34:05.115	11	1:50.955	11:44:39.242
12	1:53.353	11:46:59.058	6	<b>1:54.679</b>	11:35:59.794	12	1:50.725	11:46:29.967
<b>N°4 HERNANDEZ SALAZAR NICOLAS</b>			7	1:54.833	11:37:54.627	<b>N°24 LOPEZ NIETO ENRIQUE</b>		
1		11:26:18.846	8	1:55.171	11:39:49.798	1		11:26:15.640
2	<b>1:52.942</b>	11:28:11.788	9	<b>1:54.282</b>	11:41:44.080	2	<b>1:50.702</b>	11:28:06.342
3	1:54.378	11:30:06.166	10	1:55.105	11:43:39.185	3	<b>1:50.240</b>	11:29:56.582
4	<b>1:52.714</b>	11:31:58.880	11	1:54.774	11:45:33.959	4	1:50.804	11:31:47.386
5	<b>1:51.862</b>	11:33:50.742	12	1:54.344	11:47:28.303	5	1:51.002	11:33:38.388
6	1:52.425	11:35:43.167	<b>N°18 HEREDIA MARTINEZ ANGEL</b>			6	1:51.430	11:35:29.818
7	1:52.915	11:37:36.082	1		11:26:16.965	7	1:51.408	11:37:21.226
8	1:51.885	11:39:27.967	2	<b>1:51.371</b>	11:28:08.336	8	1:50.998	11:39:12.224
9	1:52.946	11:41:20.913	3	1:51.547	11:29:59.883	9	1:51.003	11:41:03.227
10	1:52.755	11:43:13.668	4	1:52.695	11:31:52.578	10	1:51.270	11:42:54.497
11	1:52.755	11:45:06.423	5	1:52.932	11:33:45.510	11	1:51.693	11:44:46.190
12	1:54.244	11:47:00.667	6	1:53.611	11:35:39.121	12	1:51.645	11:46:37.835
<b>N°7 DIEZ RODRIGUEZ ALVARO</b>			7	1:54.189	11:37:33.310	<b>N°26 GOMEZ-CARO LOPEZ-HER MARIO</b>		
1		11:26:18.575	8	1:53.848	11:39:27.158	1		11:26:15.550
2	<b>1:53.464</b>	11:28:12.039	9	1:53.657	11:41:20.815	2	<b>1:50.762</b>	11:28:06.312
3	1:53.664	11:30:05.703	10	1:52.673	11:43:13.488	3	1:51.031	11:29:57.343
4	<b>1:52.643</b>	11:31:58.346	11	1:52.828	11:45:06.316	4	<b>1:50.414</b>	11:31:47.757
5	<b>1:52.083</b>	11:33:50.429	12	1:53.866	11:47:00.182	5	1:50.524	11:33:38.281
6	1:53.072	11:35:43.501	<b>N°20 ROCHARD TOM</b>			6	1:51.469	11:35:29.750
7	1:52.720	11:37:36.221	1		11:26:24.416	7	1:51.398	11:37:21.148
8	1:52.653	11:39:28.874	2	<b>1:57.900</b>	11:28:22.316	8	1:50.820	11:39:11.968
9	1:52.127	11:41:21.001	3	1:58.176	11:30:20.492	9	1:51.739	11:41:03.707
10	1:52.684	11:43:13.685	4	1:58.002	11:32:18.494	10	1:50.952	11:42:54.659
11	1:52.820	11:45:06.505	5	1:58.156	11:34:16.650	11	1:51.593	11:44:46.252
12	1:52.534	11:46:59.039	6	<b>1:57.828</b>	11:36:14.478	12	1:51.931	11:46:38.183
<b>N°11 CORRAL ARIAS JAVIER</b>			7	1:57.985	11:38:12.463	<b>N°39 DOYLE GONZALEZ ALEJANDRO</b>		
1		11:26:24.706	8	1:57.929	11:40:10.392	1		11:26:17.918
2	<b>1:58.914</b>	11:28:23.620	9	<b>1:57.475</b>	11:42:07.867	2	<b>1:51.608</b>	11:28:09.526
3	<b>1:57.804</b>	11:30:21.424	10	1:57.619	11:44:05.486	3	1:52.699	11:30:02.225
4	<b>1:57.506</b>	11:32:18.930	11	<b>1:57.267</b>	11:46:02.753	4	1:52.914	11:31:55.139
5	1:57.819	11:34:16.749	12	1:58.275	11:48:01.028	5	1:53.256	11:33:48.395
6	1:58.732	11:36:15.481				6	1:52.246	11:35:40.641

# COPA HONDA

## Carrera 1 (R1) Análisis

Valor informativo. No Oficial

Vueltas	Tiempo por vuelta	Formato Día
7	1:53.152	11:37:33.793
8	1:53.411	11:39:27.204
9	1:52.748	11:41:19.952
10	1:53.028	11:43:12.980
11	1:52.709	11:45:05.689
12	1:53.254	11:46:58.943

### Nº47 HERNANDEZ MOYANO FERRAN

1		11:26:12.367
2	<b>1:49.954</b>	11:28:02.321
3	<b>1:49.764</b>	11:29:52.085
4	<b>1:49.503</b>	11:31:41.588
5	<b>1:49.492</b>	11:33:31.080
6	1:49.522	11:35:20.602
7	1:49.973	11:37:10.575
8	1:49.943	11:39:00.518
9	1:50.090	11:40:50.608
10	1:49.878	11:42:40.486
11	1:50.214	11:44:30.700
12	1:50.459	11:46:21.159

### Nº51 WALCH TRISTAN

1		11:26:19.383
2	<b>1:52.929</b>	11:28:12.312
3	1:53.659	11:30:05.971
4	1:52.974	11:31:58.945
5	<b>1:52.641</b>	11:33:51.586
6	<b>1:52.613</b>	11:35:44.199
7	<b>1:52.517</b>	11:37:36.716
8	1:52.574	11:39:29.290
9	<b>1:52.498</b>	11:41:21.788
10	1:52.566	11:43:14.354
11	<b>1:52.296</b>	11:45:06.650
12	1:52.776	11:46:59.426

### Nº52 ERILL TRALLERO GUILLEM

1		11:26:13.110
2	<b>1:49.422</b>	11:28:02.532
3	1:49.871	11:29:52.403
4	1:49.539	11:31:41.942
5	<b>1:49.366</b>	11:33:31.308
6	1:49.665	11:35:20.973
7	1:49.860	11:37:10.833
8	1:49.887	11:39:00.720
9	1:50.132	11:40:50.852
10	1:49.823	11:42:40.675
11	1:50.237	11:44:30.912
12	1:50.311	11:46:21.223

Vueltas	Tiempo por vuelta	Formato Día
<b>Nº53 ALLIVELLATORE JOAQUIN</b>		
1		11:26:16.087
2	<b>1:51.181</b>	11:28:07.268
3	<b>1:50.827</b>	11:29:58.095
4	<b>1:50.130</b>	11:31:48.225
5	<b>1:50.078</b>	11:33:38.303
6	1:51.668	11:35:29.971
7	1:50.887	11:37:20.858
8	1:51.280	11:39:12.138
9	1:51.030	11:41:03.168
10	1:51.623	11:42:54.791
11	1:51.569	11:44:46.360
12	1:51.796	11:46:38.156

### Nº57 SANCHEZ VEGA ALEJANDRO

1		11:26:22.631
2	<b>1:56.650</b>	11:28:19.281
3	<b>1:55.529</b>	11:30:14.810
4	<b>1:54.811</b>	11:32:09.621
5	1:55.094	11:34:04.715
6	<b>1:54.732</b>	11:35:59.447
7	1:54.735	11:37:54.182
8	1:54.899	11:39:49.081
9	1:54.742	11:41:43.823
10	1:54.906	11:43:38.729
11	1:54.915	11:45:33.644
12	<b>1:54.305</b>	11:47:27.949

### Nº60 GOMEZ-CARO LOPEZ-HER SERGIO

1		11:26:14.081
2	<b>1:50.361</b>	11:28:04.442
3	<b>1:50.114</b>	11:29:54.556
4	1:50.237	11:31:44.793
5	1:50.667	11:33:35.460
6	<b>1:50.099</b>	11:35:25.559
7	1:50.806	11:37:16.365
8	1:50.741	11:39:07.106
9	1:50.631	11:40:57.737
10	1:50.440	11:42:48.177
11	1:50.817	11:44:38.994
12	1:50.476	11:46:29.470

### Nº64 RUIZ MATARIN AARON

1		11:26:15.245
2	<b>1:50.429</b>	11:28:05.674
3	<b>1:49.958</b>	11:29:55.632
4	<b>1:49.425</b>	11:31:45.057
5	1:50.327	11:33:35.384
6	1:50.012	11:35:25.396

Vueltas	Tiempo por vuelta	Formato Día
7	1:50.852	11:37:16.248
8	1:50.735	11:39:06.983
9	1:50.826	11:40:57.809
10	1:50.276	11:42:48.085
11	1:50.814	11:44:38.899
12	1:50.458	11:46:29.357

### Nº74 CAUCHI LUDOVIC

1		11:26:12.110
2	<b>1:50.271</b>	11:28:02.381
3	<b>1:49.731</b>	11:29:52.112
4	<b>1:49.587</b>	11:31:41.699
5	<b>1:49.423</b>	11:33:31.122
6	1:49.546	11:35:20.668
7	1:49.989	11:37:10.657
8	1:49.922	11:39:00.579
9	1:50.110	11:40:50.689
10	1:49.885	11:42:40.574
11	1:50.194	11:44:30.768
12	1:50.309	11:46:21.077

### Nº78 GONZALEZ ONTIVEROS GABRIEL

1		11:26:15.427
2	<b>1:50.406</b>	11:28:05.833
3	<b>1:49.982</b>	11:29:55.815
4	<b>1:49.553</b>	11:31:45.368
5	1:50.696	11:33:36.064
6	1:49.769	11:35:25.833
7	1:50.870	11:37:16.703
8	1:50.530	11:39:07.233
9	1:51.294	11:40:58.527
10	1:49.878	11:42:48.405
11	1:50.927	11:44:39.332
12	1:50.740	11:46:30.072

Hora :



# COPA HONDA

## Carrera 1 (R1) Vuelta a vuelta





















Valor informativo. No Oficial

	1	2	3	4	5	6	7	8	9	10	11	12	13	14	15	16	17	18	19	20
Parilla	<del>47</del>	<del>74</del>	<del>52</del>	<del>64</del>	<del>60</del>	<del>21</del>	<del>24</del>	<del>78</del>	<del>26</del>	<del>18</del>	<del>53</del>	<del>2</del>	<del>39</del>	<del>7</del>	<del>4</del>	<del>51</del>	<del>57</del>	<del>15</del>	<del>20</del>	<del>11</del>
Salida																				
Vuelta 1 Intervalo	74	47 0.2	52 0.7	60 0.9	21 0.1	64 1.0	78 0.1	26 0.1	24 0.0	53 0.4	18 0.8	2 0.2	39 0.7	7 0.6	4 0.2	51 0.5	57 3.2	15 0.8	20 0.9	11 0.2
Vuelta 2	47	74 0.0	52 0.1	21 1.7	60 0.1	64 1.2	78 0.1	26 0.4	24 0.0	53 0.9	18 1.0	39 1.1	2 0.0	4 2.2	7 0.2	51 0.2	57 6.9	15 0.2	20 2.7	11 1.3
Vuelta 3	47	74 0.0	52 0.2	60 2.1	21 0.1	64 0.9	78 0.1	24 0.7	26 0.7	53 0.7	18 1.7	2 2.1	39 0.1	7 3.4	51 0.2	4 0.1	15 8.4	57 0.1	20 5.6	11 0.9
Vuelta 4	47	74 0.1	52 0.2	21 2.7	60 0.0	64 0.2	78 0.3	24 2.0	26 0.3	53 0.4	18 4.3	2 1.9	39 0.6	7 3.2	4 0.5	51 0.0	57 10.6	15 0.0	20 8.8	11 0.4
Vuelta 5	47	74 0.0	52 0.1	64 4.0	60 0.0	21 0.1	78 0.4	26 2.2	53 0.0	24 0.0	18 7.1	2 2.1	39 0.7	7 2.0	4 0.3	51 0.8	57 13.1	15 0.4	20 11.5	11 0.0
Vuelta 6	47	74 0.0	52 0.3	64 4.4	60 0.1	21 0.0	78 0.2	26 3.9	24 0.0	53 0.1	18 9.1	2 1.4	39 0.0	4 2.5	7 0.3	51 0.6	57 15.2	15 0.3	20 14.6	11 1.0
Vuelta 7	47	74 0.0	52 0.1	64 5.4	60 0.1	21 0.1	78 0.2	53 4.1	26 0.2	24 0.0	18 12.0	39 0.4	2 0.0	4 2.2	7 0.1	51 0.4	57 17.4	15 0.4	20 17.8	11 1.2
Vuelta 8	47	74 0.0	52 0.1	64 6.2	60 0.1	78 0.1	21 0.2	26 4.4	53 0.1	24 0.0	18 14.9	39 0.0	2 0.2	4 0.5	7 0.9	51 0.4	57 19.7	15 0.7	20 20.5	11 1.5
Vuelta 9	47	74 0.0	52 0.1	60 6.8	64 0.0	21 0.2	78 0.4	53 4.6	24 0.0	26 0.4	39 16.2	2 0.5	18 0.3	4 0.0	7 0.0	51 0.7	57 22.0	15 0.2	20 23.7	11 3.3
Vuelta 10	47	74 0.0	52 0.1	64 7.4	60 0.0	21 0.1	78 0.1	24 6.0	26 0.1	53 0.1	39 18.1	2 0.0	18 0.4	4 0.1	7 0.0	51 0.6	57 24.3	15 0.4	20 26.3	11 5.7
Vuelta 11	47	74 0.0	52 0.1	64 7.9	60 0.0	21 0.2	78 0.0	24 6.8	26 0.0	53 0.1	39 19.3	2 0.0	18 0.6	4 0.1	7 0.0	51 0.1	57 26.9	15 0.3	20 28.7	11 7.9
Vuelta 12	74	47 0.0	52 0.0	64 8.1	60 0.1	21 0.4	78 0.1	24 7.7	53 0.3	26 0.0	39 20.7	7 0.0	2 0.0	51 0.3	18 0.7	4 0.4	57 27.2	15 0.3	20 32.7	11 9.9

Hora :

# COPA HONDA

## Carrera 2 (R2) Resultados

Pos.	Nº	acionalid:	Total	Dif.	Interv.	M. Vuelta	Marca	Tiempo	Club
1	47	ESP 	12			1:48.514	HONDA	21:49.445	C.E.C. Alcañoràs
2	74	ERA 	12	0.036	0.036	1:48.222	HONDA	21:49.481	P.M.B.
3	52	ESP 	12	0.274	0.238	1:48.418	HONDA	21:49.719	Mc. Piera Scan
4	64	ESP 	12	8.292	8.018	1:48.901	HONDA	21:57.737	P.M.B.
5	21	ESP 	12	13.827	5.535	1:49.377	HONDA	22:03.272	Eventos Moteros
6	60	ESP 	12	13.943	0.116	1:49.447	HONDA	22:03.388	Lorenzo Comp. TO
7	78	ESP 	12	22.514	8.571	1:49.642	HONDA	22:11.959	Esc. Osona
8	26	ESP 	12	23.573	1.059	1:50.588	HONDA	22:13.018	Lorenzo Comp. TO
9	4	COL 	12	32.849	9.276	1:50.693	HONDA	22:22.294	Vallisoletano Mc.
10	39	ESP 	12	32.855	0.006	1:51.190	HONDA	22:22.300	P.M.B.
11	53	ARG 	12	32.940	0.085	1:51.165	HONDA	22:22.385	P.M.B.
12	7	ESP 	12	32.975	0.035	1:51.109	HONDA	22:22.420	Esc.Motociclista
13	2	ZAF 	12	33.910	0.935	1:50.552	HONDA	22:23.355	Independiente
14	18	ESP 	12	33.912	0.002	1:51.334	HONDA	22:23.357	KSB M
15	51	AUT 	12	50.271	16.359	1:51.896	HONDA	22:39.716	Independiente
16	57	ESP 	12	1:02.991	12.720	1:53.126	HONDA	22:52.436	RACE
17	15	ERA 	12	1:03.335	0.344	1:53.396	HONDA	22:52.780	P.M.B.
<b>No Clasificados</b>									
	11	ESP 		Retirado		1:56.593	HONDA	21:33.546	Circuito Albacete
	20	ERA 		Retirado		1:56.601	HONDA	21:33.308	P.M.B.
	24	ESP 		Retirado		1:50.105	HONDA	20:21.882	Circuito Albacete

Lider : Nº47 HERNANDEZ MOYANO FERRAN (1-9) / Nº74 CAUCHI LUDOVIC (10-10) / Nº47 HERNANDEZ MOYANO FERRAN (11-12)

Tiempo Inicio : 19/03 - 16:30:24

M. Vuelta : Nº74 CAUCHI LUDOVIC 1:48.222 124,24 Km/h

Meteo : Soleado Aire : 19°C Pista : Seco

Registro Evento Anterior : Nº52 ERILL TRALLERO GUILLEM 1:49.366 122,94 Km/h

Hora :

# COPA HONDA

## Carrera 2 (R2)

### Análisis

Valor informativo. No Oficial

Vueltas	Tiempo por vuelta	Formato Día	Vueltas	Tiempo por vuelta	Formato Día	Vueltas	Tiempo por vuelta	Formato Día
<b>N°2 LOUREIRO CURTIS DORREN</b>			7	1:57.096	15:44:09.981	3	1:49.811	15:35:54.093
1		15:32:19.765	8	<b>1:56.841</b>	15:46:06.822	4	<b>1:49.377</b>	15:37:43.470
2	<b>1:52.839</b>	15:34:12.604	9	<b>1:56.807</b>	15:48:03.629	5	1:50.063	15:39:33.533
3	<b>1:51.914</b>	15:36:04.518	10	1:56.839	15:50:00.468	6	1:50.053	15:41:23.586
4	<b>1:51.677</b>	15:37:56.195	11	<b>1:56.593</b>	15:51:57.061	7	1:50.602	15:43:14.188
5	<b>1:51.653</b>	15:39:47.848	<b>N°15 DESSAGNE CHARLES</b>			8	1:50.477	15:45:04.665
6	1:51.780	15:41:39.628	1		15:32:20.719	9	1:50.239	15:46:54.904
7	1:51.873	15:43:31.501	2	<b>1:54.059</b>	15:34:14.778	10	1:50.512	15:48:45.416
8	<b>1:51.550</b>	15:45:23.051	3	1:54.184	15:36:08.962	11	1:50.517	15:50:35.933
9	<b>1:51.244</b>	15:47:14.295	4	1:54.583	15:38:03.545	12	1:50.854	15:52:26.787
10	<b>1:51.215</b>	15:49:05.510	5	1:54.514	15:39:58.059	<b>N°24 LOPEZ NIETO ENRIQUE</b>		
11	<b>1:50.552</b>	15:50:56.062	6	1:55.001	15:41:53.060	1		15:32:17.218
12	1:50.808	15:52:46.870	7	1:54.424	15:43:47.484	2	<b>1:51.295</b>	15:34:08.513
<b>N°4 HERNANDEZ SALAZAR NICOLAS</b>			8	<b>1:53.627</b>	15:45:41.111	3	<b>1:51.248</b>	15:35:59.761
1		15:32:17.950	9	1:53.648	15:47:34.759	4	1:51.521	15:37:51.282
2	<b>1:51.300</b>	15:34:09.250	10	<b>1:53.396</b>	15:49:28.155	5	<b>1:51.165</b>	15:39:42.447
3	1:51.661	15:36:00.911	11	1:53.810	15:51:21.965	6	<b>1:50.638</b>	15:41:33.085
4	1:51.466	15:37:52.377	12	1:54.330	15:53:16.295	7	1:50.696	15:43:23.781
5	<b>1:50.693</b>	15:39:43.070	<b>N°18 HEREDIA MARTINEZ ANGEL</b>			8	<b>1:50.456</b>	15:45:14.237
6	1:52.032	15:41:35.102	1		15:32:16.415	9	1:50.564	15:47:04.801
7	1:51.770	15:43:26.872	2	<b>1:51.949</b>	15:34:08.364	10	<b>1:50.105</b>	15:48:54.906
8	1:51.934	15:45:18.806	3	1:52.288	15:36:00.652	11	1:50.491	15:50:45.397
9	1:51.922	15:47:10.728	4	<b>1:51.334</b>	15:37:51.986	<b>N°26 GOMEZ-CARO LOPEZ-HER MARIO</b>		
10	1:51.730	15:49:02.458	5	1:51.924	15:39:43.910	1		15:32:15.342
11	1:51.572	15:50:54.030	6	1:52.610	15:41:36.520	2	<b>1:50.588</b>	15:34:05.930
12	1:51.779	15:52:45.809	7	1:51.938	15:43:28.458	3	1:50.987	15:35:56.917
<b>N°7 DIEZ RODRIGUEZ ALVARO</b>			8	1:51.796	15:45:20.254	4	1:51.217	15:37:48.134
1		15:32:17.132	9	1:51.760	15:47:12.014	5	1:51.230	15:39:39.364
2	<b>1:51.419</b>	15:34:08.551	10	1:52.025	15:49:04.039	6	1:51.309	15:41:30.673
3	1:52.433	15:36:00.984	11	1:51.382	15:50:55.421	7	1:51.698	15:43:22.371
4	1:51.527	15:37:52.511	12	1:51.451	15:52:46.872	8	1:50.867	15:45:13.238
5	1:51.534	15:39:44.045	<b>N°20 ROCHARD TOM</b>			9	1:50.807	15:47:04.045
6	1:51.535	15:41:35.580	1		15:32:25.225	10	1:50.666	15:48:54.711
7	1:52.210	15:43:27.790	2	<b>1:57.957</b>	15:34:23.182	11	1:50.994	15:50:45.705
8	1:51.677	15:45:19.467	3	1:58.341	15:36:21.523	12	1:50.828	15:52:36.533
9	1:52.349	15:47:11.816	4	<b>1:57.201</b>	15:38:18.724	<b>N°39 DOYLE GONZALEZ ALEJANDRO</b>		
10	1:51.829	15:49:03.645	5	<b>1:56.948</b>	15:40:15.672	1		15:32:16.927
11	<b>1:51.181</b>	15:50:54.826	6	1:57.129	15:42:12.801	2	<b>1:51.332</b>	15:34:08.259
12	<b>1:51.109</b>	15:52:45.935	7	1:56.986	15:44:09.787	3	1:51.581	15:35:59.840
<b>N°11 CORRAL ARIAS JAVIER</b>			8	<b>1:56.850</b>	15:46:06.637	4	1:51.772	15:37:51.612
1		15:32:25.470	9	1:56.880	15:48:03.517	5	<b>1:51.292</b>	15:39:42.904
2	<b>1:57.842</b>	15:34:23.312	10	<b>1:56.705</b>	15:50:00.222	6	1:52.327	15:41:35.231
3	1:58.325	15:36:21.637	11	<b>1:56.601</b>	15:51:56.823	7	1:51.985	15:43:27.216
4	<b>1:57.187</b>	15:38:18.824	<b>N°21 TORRES ZALBA ADRIAN</b>			8	1:51.851	15:45:19.067
5	<b>1:57.026</b>	15:40:15.850	1		15:32:14.784	9	1:52.164	15:47:11.231
6	1:57.035	15:42:12.885	2	<b>1:49.498</b>	15:34:04.282	10	<b>1:51.190</b>	15:49:02.421

# COPA HONDA

## Carrera 2 (R2)

### Análisis

Valor informativo. No Oficial

Vueltas	Tiempo por vuelta	Formato Día	Vueltas	Tiempo por vuelta	Formato Día	Vueltas	Tiempo por vuelta	Formato Día
11	1:51.818	15:50:54.239	5	<b>1:51.165</b>	15:39:43.274	12	1:51.337	15:52:21.252
12	1:51.576	15:52:45.815	6	1:52.088	15:41:35.362	<b>Nº74 CAUCHI LUDOVIC</b>		
<b>Nº47 HERNANDEZ MOYANO FERRAN</b>			7	1:51.490	15:43:26.852	1		15:32:13.275
1		15:32:13.212	8	1:52.010	15:45:18.862	2	<b>1:49.370</b>	15:34:02.645
2	<b>1:49.030</b>	15:34:02.242	9	1:51.805	15:47:10.667	3	<b>1:48.903</b>	15:35:51.548
3	<b>1:48.615</b>	15:35:50.857	10	1:51.901	15:49:02.568	4	<b>1:48.222</b>	15:37:39.770
4	<b>1:48.527</b>	15:37:39.384	11	1:51.456	15:50:54.024	5	1:48.439	15:39:28.209
5	1:48.538	15:39:27.922	12	1:51.876	15:52:45.900	6	1:48.536	15:41:16.745
6	<b>1:48.514</b>	15:41:16.436	<b>Nº57 SANCHEZ VEGA ALEJANDRO</b>			7	1:49.260	15:43:06.005
7	1:49.395	15:43:05.831	1		15:32:21.833	8	1:50.066	15:44:56.071
8	1:50.097	15:44:55.928	2	<b>1:54.253</b>	15:34:16.086	9	1:48.739	15:46:44.810
9	1:48.822	15:46:44.750	3	<b>1:53.126</b>	15:36:09.212	10	1:50.020	15:48:34.830
10	1:50.286	15:48:35.036	4	1:54.051	15:38:03.263	11	1:49.454	15:50:24.284
11	1:49.018	15:50:24.054	5	1:54.871	15:39:58.134	12	1:48.712	15:52:12.996
12	1:48.906	15:52:12.960	6	1:54.946	15:41:53.080	<b>Nº78 GONZALEZ ONTIVEROS GABRIEL</b>		
<b>Nº51 WALCH TRISTAN</b>			7	1:54.271	15:43:47.351	1		15:32:19.455
1		15:32:19.572	8	1:53.319	15:45:40.670	2	<b>1:49.642</b>	15:34:09.097
2	<b>1:53.186</b>	15:34:12.758	9	1:53.422	15:47:34.092	3	1:51.133	15:36:00.230
3	<b>1:52.473</b>	15:36:05.231	10	1:53.540	15:49:27.632	4	1:51.287	15:37:51.517
4	<b>1:51.896</b>	15:37:57.127	11	1:54.441	15:51:22.073	5	1:50.840	15:39:42.357
5	1:51.979	15:39:49.106	12	1:53.878	15:53:15.951	6	1:49.837	15:41:32.194
6	1:52.485	15:41:41.591	<b>Nº60 GOMEZ-CARO LOPEZ-HER SERGIO</b>			7	1:50.262	15:43:22.456
7	1:52.948	15:43:34.539	1		15:32:14.313	8	1:50.635	15:45:13.091
8	1:53.172	15:45:27.711	2	<b>1:49.447</b>	15:34:03.760	9	1:50.469	15:47:03.560
9	1:53.685	15:47:21.396	3	1:49.614	15:35:53.374	10	1:50.215	15:48:53.775
10	1:53.522	15:49:14.918	4	1:50.120	15:37:43.494	11	1:51.381	15:50:45.156
11	1:53.752	15:51:08.670	5	1:50.160	15:39:33.654	12	1:50.318	15:52:35.474
12	1:54.561	15:53:03.231	6	1:50.020	15:41:23.674			
<b>Nº52 ERILL TRALLERO GUILLEM</b>			7	1:50.566	15:43:14.240			
1		15:32:13.506	8	1:50.375	15:45:04.615			
2	<b>1:49.348</b>	15:34:02.854	9	1:50.400	15:46:55.015			
3	<b>1:48.816</b>	15:35:51.670	10	1:50.317	15:48:45.332			
4	<b>1:48.418</b>	15:37:40.088	11	1:50.662	15:50:35.994			
5	1:48.420	15:39:28.508	12	1:50.909	15:52:26.903			
6	1:48.448	15:41:16.956	<b>Nº64 RUIZ MATARIN AARON</b>					
7	1:49.305	15:43:06.261	1		15:32:13.968			
8	1:49.785	15:44:56.046	2	<b>1:49.495</b>	15:34:03.463			
9	1:49.026	15:46:45.072	3	<b>1:48.901</b>	15:35:52.364			
10	1:50.134	15:48:35.206	4	1:49.386	15:37:41.750			
11	1:49.195	15:50:24.401	5	1:49.636	15:39:31.386			
12	1:48.833	15:52:13.234	6	1:49.666	15:41:21.052			
<b>Nº53 ALLIVELLATORE JOAQUIN</b>			7	1:49.417	15:43:10.469			
1		15:32:17.381	8	1:49.638	15:45:00.107			
2	<b>1:51.319</b>	15:34:08.700	9	1:49.919	15:46:50.026			
3	1:52.149	15:36:00.849	10	1:49.888	15:48:39.914			
4	<b>1:51.260</b>	15:37:52.109	11	1:50.001	15:50:29.915			

Hora :

# COPA HONDA

## Carrera 2 (R2) Vuelta a vuelta





















Valor informativo. No Oficial

	1	2	3	4	5	6	7	8	9	10	11	12	13	14	15	16	17	18	19	20
Parilla	<del>X</del>	<del>X</del>	<del>X</del>	<del>X</del>	<del>X</del>	<del>X</del>	<del>X</del>	<del>X</del>	<del>X</del>	<del>X</del>	<del>X</del>	<del>X</del>	<del>X</del>	<del>X</del>	<del>X</del>	<del>X</del>	<del>X</del>	<del>X</del>	<del>X</del>	<del>X</del>
Salida																				
Vuelta 1 Intervalo	47	74 0.0	52 0.2	64 0.4	60 0.3	21 0.4	26 0.5	18 1.0	39 0.5	7 0.2	24 0.0	53 0.1	4 0.5	78 1.5	51 0.1	2 0.1	15 0.9	57 1.1	20 3.3	11 0.2
Vuelta 2	47	74 0.4	52 0.2	64 0.6	60 0.2	21 0.5	26 1.6	39 2.3	18 0.1	24 0.1	7 0.0	53 0.1	78 0.3	4 0.1	2 3.3	51 0.1	15 2.0	57 1.3	20 7.0	11 0.1
Vuelta 3	47	74 0.6	52 0.1	64 0.6	60 1.0	21 0.7	26 2.8	24 2.8	39 0.0	78 0.3	18 0.4	53 0.1	4 0.0	7 0.0	2 3.5	51 0.7	15 3.7	57 0.2	20 12.3	11 0.1
Vuelta 4	47	74 0.3	52 0.3	64 1.6	21 1.7	60 0.0	26 4.6	24 3.1	78 0.2	39 0.0	18 0.3	53 0.1	4 0.2	7 0.1	2 3.6	51 0.9	57 6.1	15 0.2	20 15.1	11 0.1
Vuelta 5	47	74 0.2	52 0.2	64 2.8	21 2.1	60 0.1	26 5.7	78 2.9	24 0.0	39 0.4	4 0.1	53 0.2	18 0.6	7 0.1	2 3.8	51 1.2	15 8.9	57 0.0	20 17.5	11 0.1
Vuelta 6	47	74 0.3	52 0.2	64 4.0	21 2.5	60 0.0	26 6.9	78 1.5	24 0.8	4 2.0	39 0.1	53 0.1	7 0.2	18 0.9	2 3.1	51 1.9	15 11.4	57 0.0	20 19.7	11 0.0
Vuelta 7	47	74 0.1	52 0.2	64 4.2	21 3.7	60 0.0	26 8.1	78 0.0	24 1.3	53 3.0	4 0.0	39 0.3	7 0.5	18 0.6	2 3.0	51 3.0	57 12.8	15 0.1	20 22.3	11 0.1
Vuelta 8	47	52 0.1	74 0.0	64 4.0	60 4.5	21 0.0	78 8.4	26 0.1	24 0.9	4 4.5	53 0.0	39 0.2	7 0.4	18 0.7	2 2.7	51 4.6	57 12.9	15 0.4	20 25.5	11 0.1
Vuelta 9	47	74 0.0	52 0.2	64 4.9	21 4.8	60 0.1	78 8.5	26 0.4	24 0.7	53 5.8	4 0.0	39 0.5	7 0.5	18 0.1	2 2.2	51 7.1	57 12.6	15 0.6	20 28.7	11 0.1
Vuelta 10	74	47 0.2	52 0.1	64 4.7	60 5.4	21 0.0	78 8.3	26 0.9	24 0.1	39 7.5	4 0.0	53 0.1	7 1.0	18 0.3	2 1.4	51 9.4	57 12.7	15 0.5	20 32.0	11 0.2
Vuelta 11	47	74 0.2	52 0.1	64 5.5	21 6.0	60 0.0	78 9.1	<del>24</del> 0.2	26 0.3	53 8.3	4 0.0	39 0.2	7 0.5	18 0.5	2 0.6	51 12.6	15 13.2	57 0.1	<del>20</del> 34.7	<del>X</del> 0.2
Vuelta 12	47	74 0.0	52 0.2	64 8.0	21 5.5	60 0.1	78 8.5	26 1.0	4 9.2	39 0.0	53 0.0	7 0.0	2 0.9	18 0.0	51 16.3	57 12.7	15 0.3			

Hora :

# COPA HONDA

## Conjunta carreras Resultados

Pos.	Nº	Nacionalidad	R1	R2	Puntos
1	47	HERNANDEZ MOYANO FERRAN 	20	25	45
2	74	CAUCHI LUDOVIC 	25	20	45
3	52	ERILL TRALLERO GUILLEM 	16	16	32
4	64	RUIZ MATARIN AARON 	13	13	26
5	21	TORRES ZALBA ADRIAN 	10	11	21
6	60	GOMEZ-CARO LOPEZ-HER SERGIO 	11	10	21
7	78	GONZALEZ ONTIVEROS GABRIEL 	9	9	18
8	26	GOMEZ-CARO LOPEZ-HER MARIO 	6	8	14
9	53	ALLIVELLATORE JOAQUIN 	7	5	12
10	39	DOYLE GONZALEZ ALEJANDRO 	5	6	11
11	7	DIEZ RODRIGUEZ ALVARO 	4	4	8
12	24	LOPEZ NIETO ENRIQUE 	8	0	8
13	4	HERNANDEZ SALAZAR NICOLAS 	0	7	7
14	2	LOUREIRO CURTIS DORREN 	3	3	6
15	18	HEREDIA MARTINEZ ANGEL 	1	2	3
16	51	WALCH TRISTAN 	2	1	3
17	57	SANCHEZ VEGA ALEJANDRO 	0	0	0
18	15	DESSAGNE CHARLES 	0	0	0
19	11	CORRAL ARIAS JAVIER 	0	0	0
20	20	ROCHARD TOM 	0	0	0

Hora :

# Copa RIEJU RS3

## Entrenos crono (Q1)

### Resultados

Pos.	Nº	Nacionalidad	Tiempo	Dif.	Total	Tiempo	Club
1	50	GARCIA GARCIA JUAN JOSE 	1:55.079		11	23:54.267	KSB M
2	48	ROIG MARTINEZ NIL 	1:55.598	0.519	11	24:48.964	Xtrem Sitges Mc.
3	8	MOGEDA VENDRELLS DANIEL 	1:56.109	1.030	11	24:06.675	Racc M.S.
4	23	SIERRA GOMEZ AITOR 	1:57.691	2.612	11	24:23.734	Esc. Osona
5	118	CABANA AYGUASENOSA BIEL 	1:58.980	3.901	11	25:50.132	CM Decarerras
6	73	BERGADA SERRA LLUC 	1:59.650	4.571	11	25:44.852	Esc. Osona
7	96	VICH GIL MARC 	2:00.648	5.569	11	25:22.511	P.M.B.
8	9	FAYET LORIS 	2:01.697	6.618	11	24:51.584	P.M.B.
9	17	DIAZ ACERETE SAMUEL 	2:03.833	8.754	10	24:51.930	Esc.Motociclista
10	44	AL DARWISH YOUSEF 	2:04.095	9.016	9	21:34.786	P.M.B.
11	3	TORRA MARTI MARC 	2:05.214	10.135	11	26:01.894	MC C.Taulé
12	37	CALDERON LUQUE ADRIAN 	2:10.603	15.524	10	26:01.625	MC Circuit Móra
13	55	LOPEZ NIETO MARCOS 	2:19.157	24.078	8	22:54.921	Circuito Albacete

Tiempo Inicio : 19/03 - 10:00:57

M. Vuelta : Nº50 GARCIA GARCIA JUAN JOSE

1:55.079 116,84 Km/h

Meteo : Soleado Aire : 13°C Pista : Seco

Hora :

# HONDA-RIEJU

## Entrenos crono (Q1)

### Análisis

Vueltas	Tiempo por vuelta	Formato Día	Vueltas	Tiempo por vuelta	Formato Día	Vueltas	Tiempo por vuelta	Formato Día	
<b>N°2 LOUREIRO CURTIS DORREN</b>			10	<b>1:53.065</b>	9:24:45.472	10	1:55.702	9:24:49.967	
1	1:57.438	9:05:02.220	11	1:54.594	9:26:40.066	11	1:56.474	9:26:46.441	
2	1:56.281	9:06:58.501	<b>N°8 MOGEDA VENDRELLS DANIEL</b>			<b>N°17 DIAZ ACERETE SAMUEL</b>			
3	1:55.262	9:08:53.763	1	1:58.815	9:05:16.832	1	2:07.304	9:07:06.897	
4	1:55.840	9:10:49.603	2	1:57.208	9:07:14.040	2	2:06.584	9:09:13.481	
5	1:54.158	9:12:43.761	3	1:57.416	9:09:11.456	3	2:04.787	9:11:18.268	
6	1:54.502	9:14:38.263	4	1:57.526	9:11:08.982	4	2:03.833	9:13:22.101	
7	1:54.974	9:16:33.237	5	1:56.109	9:13:05.091	5	2:04.209	9:15:26.310	
8	1:54.197	9:18:27.434	6	1:58.549	9:15:03.640	6	2:04.192	9:17:30.502	
9	1:55.489	9:20:22.923	7	1:57.132	9:17:00.772	7	2:04.492	9:19:34.994	
10	1:53.610	9:22:16.533	8	IN	2:00.451	9:19:01.223	8	2:04.327	9:21:39.321
11	1:53.950	9:24:10.483	9	2:10.008	9:21:11.231	9	2:03.990	9:23:43.311	
12	1:54.165	9:26:04.648	10	1:56.294	9:23:07.525	10	2:05.817	9:25:49.128	
<b>N°3 TORRA MARTI MARC</b>			11	1:56.348	9:25:03.873	<b>N°18 HEREDIA MARTINEZ ANGEL</b>			
1	2:07.568	9:05:40.724	<b>N°9 FAYET LORIS</b>			1	1:52.942	9:04:50.425	
2	2:06.673	9:07:47.397	1	2:05.579	9:05:22.803	2	1:52.608	9:06:43.033	
3	2:07.416	9:09:54.813	2	2:03.407	9:07:26.210	3	1:52.742	9:08:35.775	
4	2:07.377	9:12:02.190	3	2:03.537	9:09:29.747	4	1:53.878	9:10:29.653	
5	2:05.214	9:14:07.404	4	2:03.097	9:11:32.844	5	1:53.778	9:12:23.431	
6	2:06.953	9:16:14.357	5	2:02.589	9:13:35.433	6	1:51.663	9:14:15.094	
7	2:07.786	9:18:22.143	6	2:02.490	9:15:37.923	7	1:54.413	9:16:09.507	
8	2:06.869	9:20:29.012	7	2:02.508	9:17:40.431	8	1:53.946	9:18:03.453	
9	2:06.013	9:22:35.025	8	2:02.608	9:19:43.039	9	IN	2:00.008	
10	2:13.180	9:24:48.205	9	2:01.799	9:21:44.838	10	6:13.301	9:26:16.762	
11	2:10.887	9:26:59.092	10	2:02.247	9:23:47.085	<b>N°20 ROCHARD TOM</b>			
<b>N°4 HERNANDEZ SALAZAR NICOLAS</b>			11	2:01.697	9:25:48.782	1	IN	2:12.463	
1	1:56.145	9:05:25.379	<b>N°11 CORRAL ARIAS JAVIER</b>			2	3:23.032	9:10:06.233	
2	1:54.130	9:07:19.509	1	2:03.675	9:05:20.156	3	2:01.067	9:12:07.300	
3	1:54.461	9:09:13.970	2	2:00.235	9:07:20.391	4	2:00.609	9:14:07.909	
4	1:53.611	9:11:07.581	3	2:00.217	9:09:20.608	5	1:59.795	9:16:07.704	
5	1:53.013	9:13:00.594	4	1:59.717	9:11:20.325	6	2:00.129	9:18:07.833	
6	1:52.920	9:14:53.514	5	1:59.853	9:13:20.178	7	1:59.409	9:20:07.242	
7	1:52.986	9:16:46.500	6	2:02.542	9:15:22.720	8	1:59.994	9:22:07.236	
8	1:53.391	9:18:39.891	7	IN	2:08.739	9	IN	2:03.567	
9	IN	2:17.457	8	5:23.623	9:22:55.082	<b>N°21 TORRES ZALBA ADRIAN</b>			
10	4:42.441	9:25:39.789	9	2:04.098	9:24:59.180	1	IN	1:54.827	
<b>N°7 DIEZ RODRIGUEZ ALVARO</b>			<b>N°15 DESSAGNE CHARLES</b>			2	3:39.440	9:08:39.016	
1	1:56.237	9:05:04.211	1	2:01.610	9:05:18.782	3	1:51.459	9:10:30.475	
2	1:56.141	9:07:00.352	2	1:58.182	9:07:16.964	4	1:52.191	9:12:22.666	
3	1:54.699	9:08:55.051	3	1:57.281	9:09:14.245	5	1:50.583	9:14:13.249	
4	1:54.303	9:10:49.354	4	1:55.931	9:11:10.176	6	1:53.598	9:16:06.847	
5	1:53.897	9:12:43.251	5	1:55.258	9:13:05.434	7	1:51.388	9:17:58.235	
6	IN	2:04.463	6	IN	2:05.404	8	1:50.560	9:19:48.795	
7	4:16.864	9:19:04.578	7	3:53.461	9:19:04.299	9	1:50.758	9:21:39.553	
8	1:53.872	9:20:58.450	8	1:54.849	9:20:59.148	10	1:50.589	9:23:30.142	
9	1:53.957	9:22:52.407	9	1:55.117	9:22:54.265	11	1:50.531	9:25:20.673	



# HONDA-RIEJU

## Entrenos crono (Q1)

### Análisis

Vueltas	Tiempo por vuelta	Formato Día	Vueltas	Tiempo por vuelta	Formato Día	Vueltas	Tiempo por vuelta	Formato Día	
<b>Nº23 SIERRA GOMEZ AITOR</b>			9	2:12.208	9:24:46.854	<b>Nº50 GARCIA GARCIA JUAN JOSE</b>			
1	2:01.811	9:05:39.760	10	2:11.969	9:26:58.823	1	1:58.476	9:05:26.136	
2	1:59.316	9:07:39.076	<b>Nº39 DOYLE GONZALEZ ALEJANDRO</b>			2	1:56.869	9:07:23.005	
3	1:58.821	9:09:37.897	1	1:54.929	9:05:02.399	3	1:57.300	9:09:20.305	
4	1:57.986	9:11:35.883	2	1:55.467	9:06:57.866	4	1:57.997	9:11:18.302	
5	1:57.806	9:13:33.689	3	1:56.323	9:08:54.189	5	1:56.558	9:13:14.860	
6	1:57.691	9:15:31.380	4	2:06.366	9:11:00.555	6	1:56.531	9:15:11.391	
7	1:57.757	9:17:29.137	5	1:54.010	9:12:54.565	7	1:56.574	9:17:07.965	
8	1:57.837	9:19:26.974	6	1:53.647	9:14:48.212	8	1:57.128	9:19:05.093	
9	1:57.883	9:21:24.857	7	1:54.678	9:16:42.890	9	1:55.079	9:21:00.172	
10	1:57.968	9:23:22.825	8	1:53.721	9:18:36.611	10	1:55.309	9:22:55.481	
11	1:58.107	9:25:20.932	9	1:54.067	9:20:30.678	11	1:55.984	9:24:51.465	
<b>Nº24 LOPEZ NIETO ENRIQUE</b>			10	1:55.344	9:22:26.022	<b>Nº51 WALCH TRISTAN</b>			
1	1:53.742	9:04:55.261	11	IN	2:05.323	9:24:31.345	1	1:55.730	9:04:56.305
2	1:52.913	9:06:48.174	<b>Nº44 AL DARWISH YOUSEF</b>			2	1:55.444	9:06:51.749	
3	1:51.518	9:08:39.692	1	2:08.263	9:05:39.892	3	1:55.238	9:08:46.987	
4	1:51.691	9:10:31.383	2	2:06.247	9:07:46.139	4	1:55.824	9:10:42.811	
5	1:51.415	9:12:22.798	3	2:11.604	9:09:57.743	5	1:54.219	9:12:37.030	
6	1:50.649	9:14:13.447	4	2:06.094	9:12:03.837	6	1:55.061	9:14:32.091	
7	1:54.349	9:16:07.796	5	2:04.095	9:14:07.932	7	1:56.228	9:16:28.319	
8	1:51.239	9:17:59.035	6	2:06.735	9:16:14.667	8	1:55.262	9:18:23.581	
9	1:50.556	9:19:49.591	7	2:06.722	9:18:21.389	9	1:55.639	9:20:19.220	
10	1:51.268	9:21:40.859	8	2:04.695	9:20:26.084	10	1:55.566	9:22:14.786	
11	IN	1:55.985	9	2:05.900	9:22:31.984	11	1:55.832	9:24:10.618	
<b>Nº26 GOMEZ-CARO LOPEZ-HER MARIO</b>			<b>Nº47 HERNANDEZ MOYANO FERRAN</b>			12	1:55.062	9:26:05.680	
1	1:53.196	9:04:56.462	1	1:56.356	9:04:52.071	<b>Nº52 ERILL TRALLERO GUILLEM</b>			
2	1:52.785	9:06:49.247	2	1:49.938	9:06:42.009	1	1:52.245	9:04:48.735	
3	1:51.023	9:08:40.270	3	1:49.151	9:08:31.160	2	1:50.958	9:06:39.693	
4	1:50.679	9:10:30.949	4	1:54.166	9:10:25.326	3	1:53.081	9:08:32.774	
5	1:51.346	9:12:22.295	5	1:48.871	9:12:14.197	4	1:50.090	9:10:22.864	
6	1:54.339	9:14:16.634	6	IN	1:59.735	9:14:13.932	5	1:53.000	9:12:15.864
7	1:52.531	9:16:09.165	7	9:13.006	9:23:26.938	6	1:56.154	9:14:12.018	
8	1:51.092	9:18:00.257	8	1:56.212	9:25:23.150	7	1:52.095	9:16:04.113	
9	1:50.931	9:19:51.188	<b>Nº48 ROIG MARTINEZ NIL</b>			8	1:50.667	9:17:54.780	
10	1:50.896	9:21:42.084	1	1:58.249	9:06:01.624	9	1:51.053	9:19:45.833	
11	1:52.163	9:23:34.247	2	1:56.856	9:07:58.480	10	1:50.746	9:21:36.579	
12	1:51.519	9:25:25.766	3	1:59.262	9:09:57.742	11	1:50.230	9:23:26.809	
<b>Nº37 CALDERON LUQUE ADRIAN</b>			4	1:57.681	9:11:55.423	12	1:50.037	9:25:16.846	
1	2:16.281	9:07:03.620	5	1:57.265	9:13:52.688	<b>Nº53 ALLIVELLATORE JOAQUIN</b>			
2	2:16.228	9:09:19.848	6	1:57.027	9:15:49.715	1	1:54.801	9:05:02.172	
3	2:14.434	9:11:34.282	7	1:56.730	9:17:46.445	2	1:53.573	9:06:55.745	
4	2:12.766	9:13:47.048	8	1:56.729	9:19:43.174	3	1:53.393	9:08:49.138	
5	2:12.859	9:15:59.907	9	1:55.598	9:21:38.772	4	1:53.405	9:10:42.543	
6	2:11.764	9:18:11.671	10	1:55.784	9:23:34.556	5	1:52.262	9:12:34.805	
7	2:12.372	9:20:24.043	11	IN	2:11.606	9:25:46.162	6	1:52.944	9:14:27.749
8	2:10.603	9:22:34.646				7	IN	1:57.395	9:16:25.144

# HONDA-RIEJU

## Entrenos crono (Q1)

### Análisis

Vueltas	Tiempo por vuelta	Formato Día	Vueltas	Tiempo por vuelta	Formato Día	Vueltas	Tiempo por vuelta	Formato Día	
8	2:47.260	9:19:12.404	6	<b>1:51.127</b>	9:14:40.558	<b>Nº118 CABANA AYGUASENOSA BIEL</b>			
9	1:52.730	9:21:05.134	7	1:51.665	9:16:32.223	1	<b>2:01.903</b>	9:05:28.781	
10	1:53.013	9:22:58.147	8	<b>1:50.710</b>	9:18:22.933	2	IN	2:04.354	9:07:33.135
11	1:52.955	9:24:51.102	9	1:50.809	9:20:13.742	3		2:21.746	9:09:54.881
12	1:53.937	9:26:45.039	10	1:52.307	9:22:06.049	4		<b>2:00.770</b>	9:11:55.651
<b>Nº55 LOPEZ NIETO MARCOS</b>			11	1:50.875	9:23:56.924	5		<b>1:58.980</b>	9:13:54.631
1	<b>2:32.092</b>	9:07:22.717	12	<b>1:50.205</b>	9:25:47.129	6		2:03.933	9:15:58.564
2	<b>2:27.115</b>	9:09:49.832	<b>Nº73 BERGADA SERRA LLUC</b>			7	IN	2:04.952	9:18:03.516
3	<b>2:20.727</b>	9:12:10.559	1	<b>1:59.933</b>	9:06:04.043	8		2:38.897	9:20:42.413
4	<b>2:20.159</b>	9:14:30.718	2	2:00.585	9:08:04.628	9		2:00.470	9:22:42.883
5	2:20.961	9:16:51.679	3	2:02.669	9:10:07.297	10		2:03.037	9:24:45.920
6	<b>2:19.697</b>	9:19:11.376	4	IN	2:07.188	11		2:01.410	9:26:47.330
7	2:21.586	9:21:32.962	5		2:20.750				
8	<b>2:19.157</b>	9:23:52.119	6		2:01.622				
<b>Nº57 SANCHEZ VEGA ALEJANDRO</b>			7		<b>1:59.650</b>				
1	<b>2:03.067</b>	9:05:19.200	8		2:00.841				
2	<b>1:57.822</b>	9:07:17.022	9		1:59.978				
3	<b>1:57.644</b>	9:09:14.666	10		2:04.908				
4	<b>1:55.974</b>	9:11:10.640	11		1:59.816				
5	<b>1:55.442</b>	9:13:06.082	<b>Nº74 CAUCHI LUDOVIC</b>			1		2:06:31.437	
6	1:56.567	9:15:02.649	1		<b>1:51.469</b>			9:06:31.437	
7	1:57.422	9:17:00.071	2		<b>1:50.220</b>			9:08:21.657	
8	1:58.042	9:18:58.113	3		<b>1:49.488</b>			9:10:11.145	
9	1:56.933	9:20:55.046	4		1:50.506			9:12:01.651	
10	1:57.266	9:22:52.312	5	IN	2:04.237			9:14:05.888	
11	1:57.086	9:24:49.398	<b>Nº78 GONZALEZ ONTIVEROS GABRIEL</b>			1		9:04:48.978	
12	1:56.397	9:26:45.795	1		<b>1:52.285</b>			9:04:48.978	
<b>Nº60 GOMEZ-CARO LOPEZ-HER SERGIO</b>			2		<b>1:51.055</b>			9:06:40.033	
1	<b>1:51.929</b>	9:04:50.706	3		1:51.420			9:08:31.453	
2	<b>1:51.047</b>	9:06:41.753	4		1:52.871			9:10:24.324	
3	<b>1:50.316</b>	9:08:32.069	5		<b>1:50.674</b>			9:12:14.998	
4	1:51.023	9:10:23.092	6		1:57.024			9:14:12.022	
5	1:51.398	9:12:14.490	<b>Nº96 VICH GIL MARC</b>			1		9:05:54.362	
6	1:52.374	9:14:06.864	1		<b>2:08.352</b>			9:05:54.362	
7	1:51.400	9:15:58.264	2		<b>2:04.382</b>			9:07:58.744	
8	1:51.855	9:17:50.119	3		<b>2:01.567</b>			9:10:00.311	
9	1:51.962	9:19:42.081	4		2:03.138			9:12:03.449	
10	1:52.189	9:21:34.270	5		2:03.792			9:14:07.241	
11	1:52.177	9:23:26.447	6		2:02.340			9:16:09.581	
12	1:52.815	9:25:19.262	7		<b>2:01.114</b>			9:18:10.695	
<b>Nº64 RUIZ MATARIN AARON</b>			8		2:01.540			9:20:12.235	
1	<b>1:57.685</b>	9:05:16.195	9		2:01.340			9:22:13.575	
2	<b>1:55.294</b>	9:07:11.489	10		<b>2:00.648</b>			9:24:14.223	
3	<b>1:53.912</b>	9:09:05.401	11		2:05.486			9:26:19.709	
4	<b>1:52.454</b>	9:10:57.855							
5	<b>1:51.576</b>	9:12:49.431							


Hora :

# COPA RIEJU

## Carrera 1 (R1) Parrilla de Salida

<b>5</b>	55	LOPEZ NIETO MARCOS		
<b>4</b>	44	AL DARWISH YOUSEF	<b>3</b>	TORRA MARTI MARC
<b>3</b>	96	VICH GIL MARC	<b>9</b>	FAYET LORIS
<b>2</b>	23	SIERRA GOMEZ AITOR	<b>118</b>	CABANA AYGUASENOSA BIEL
<b>1</b>	50	GARCIA GARCIA JUAN JOSE	<b>48</b>	ROIG MARTINEZ NIL
			<b>37</b>	CALDERON LUQUE ADRIAN
			<b>17</b>	DIAZ ACERETE SAMUEL
			<b>73</b>	BERGADA SERRA LLUC
			<b>8</b>	MOGEDA VENDRELLS DANIEL

POLE POSITION




Salida : 19/03 - 11:45 11 Total = 41,085 Km

Hora :











Campeonato del Mediterraneo velocidad 16/03/2017

Impreso : 19/03/2017 - 12:30




Apex Timing 

# COPA RIEJU

## Carrera 1 (R1) Resultados

Pos.	Nº	acionalid:	Total	Dif.	Interv.	M. Vuelta	Marca	Tiempo	Club
1	48	ROIG MARTINEZ NIL 	11			1:55.564	RIEJU	21:21.133	Xtrem Sitges Mc.
2	8	MOGEDA VENDRELLS DANIEL 	11	0.083	0.083	1:55.438	RIEJU	21:21.216	Racc M.S.
3	50	GARCIA GARCIA JUAN JOSE 	11	0.292	0.209	1:55.648	RIEJU	21:21.425	KSB M
4	23	SIERRA GOMEZ AITOR 	11	0.399	0.107	1:55.657	RIEJU	21:21.532	Esc. Osona
5	118	CABANA AYGUASENOSA BIEL 	11	46.492	46.093	2:00.261	RIEJU	22:07.625	CM Decarerras
6	9	FAYET LORIS 	11	52.262	5.770	2:00.658	RIEJU	22:13.395	P.M.B.
7	17	DIAZ ACERETE SAMUEL 	11	1:18.102	25.840	2:02.618	RIEJU	22:39.235	Esc.Motociclista
8	44	AL DARWISH YOUSEF 	11	1:35.835	17.733	2:04.402	RIEJU	22:56.968	P.M.B.
9	37	CALDERON LUQUE ADRIAN 	11	2:00.738	24.903	2:06.382	RIEJU	23:21.871	MC Circuit Móra
10	3	TORRA MARTI MARC 	11	2:01.035	0.297	2:06.261	RIEJU	23:22.168	MC C.Taulé

### No Clasificados

55	LOPEZ NIETO MARCOS 			DNS			RIEJU		Circuito Albacete
73	BERGADA SERRA LLUC 			DNS			RIEJU		Esc. Osona
96	VICH GIL MARC 			DNS			RIEJU		P.M.B.

Lider : Nº8 MOGEDA VENDRELLS DANIEL (1-1) / Nº50 GARCIA GARCIA JUAN JOSE (2-2) / Nº8 MOGEDA VENDRELLS DANIEL (3-3) / Nº48 ROIG MARTINEZ NIL (4-4) / Nº50 GARCIA GARCIA JUAN JOSE (5-8) / Nº48 ROIG MARTINEZ NIL (9-11)

Tiempo Inicio : 19/03 - 11:45:21

M. Vuelta : Nº8 MOGEDA VENDRELLS DANIEL 1:55.438 116,47 Km/h

Meteo : Soleado Aire : 13°C Pista : Seco

Hora :

# COPA RIEJU

## Carrera 1 (R1)

### Análisis

Vueltas	Tiempo por vuelta	Formato Día	Vueltas	Tiempo por vuelta	Formato Día	Vueltas	Tiempo por vuelta	Formato Día
<b>N°3 TORRA MARTI MARC</b>			10	2:03.681	11:05:57.148	8	1:57.461	11:00:54.112
1	<b>4:33.108</b>	10:47:30.791	11	<b>2:02.618</b>	11:07:59.766	9	1:55.788	11:02:49.900
2	<b>2:08.555</b>	10:49:39.346	<b>N°23 SIERRA GOMEZ AITOR</b>			10	1:56.200	11:04:46.100
3	2:09.624	10:51:48.970	1	<b>4:15.397</b>	10:47:17.291	11	<b>1:55.564</b>	11:06:41.664
4	<b>2:06.408</b>	10:53:55.378	2	<b>1:56.082</b>	10:49:13.373	<b>N°50 GARCIA GARCIA JUAN JOSE</b>		
5	2:06.488	10:56:01.866	3	<b>1:55.750</b>	10:51:09.123	1	<b>4:29.456</b>	10:47:16.439
6	2:07.056	10:58:08.922	4	1:56.665	10:53:05.788	2	<b>1:56.545</b>	10:49:12.984
7	2:06.951	11:00:15.873	5	1:56.263	10:55:02.051	3	<b>1:55.799</b>	10:51:08.783
8	2:07.589	11:02:23.462	6	1:57.700	10:56:59.751	4	1:56.638	10:53:05.421
9	<b>2:06.261</b>	11:04:29.723	7	1:57.270	10:58:57.021	5	1:56.344	10:55:01.765
10	2:06.667	11:06:36.390	8	1:57.114	11:00:54.135	6	1:57.676	10:56:59.441
11	2:06.309	11:08:42.699	9	1:56.295	11:02:50.430	7	1:57.135	10:58:56.576
<b>N°8 MOGEDA VENDRELLS DANIEL</b>			10	1:55.976	11:04:46.406	8	1:57.429	11:00:54.005
1	<b>4:16.851</b>	10:47:16.192	11	<b>1:55.657</b>	11:06:42.063	9	1:56.195	11:02:50.200
2	<b>1:57.058</b>	10:49:13.250	<b>N°37 CALDERON LUQUE ADRIAN</b>			10	1:56.108	11:04:46.308
3	<b>1:55.451</b>	10:51:08.701	1	<b>4:24.976</b>	10:47:30.428	11	<b>1:55.648</b>	11:06:41.956
4	1:56.995	10:53:05.696	2	<b>2:08.474</b>	10:49:38.902	<b>N°118 CABANA AYGUASENOSA BIEL</b>		
5	1:56.240	10:55:01.936	3	<b>2:07.910</b>	10:51:46.812	1	<b>4:32.126</b>	10:47:19.059
6	1:57.696	10:56:59.632	4	<b>2:07.317</b>	10:53:54.129	2	<b>2:00.374</b>	10:49:19.433
7	1:57.232	10:58:56.864	5	2:07.348	10:56:01.477	3	<b>2:00.261</b>	10:51:19.694
8	1:57.279	11:00:54.143	6	<b>2:06.967</b>	10:58:08.444	4	2:00.610	10:53:20.304
9	1:56.372	11:02:50.515	7	2:07.126	11:00:15.570	5	2:00.686	10:55:20.990
10	1:55.794	11:04:46.309	8	<b>2:06.874</b>	11:02:22.444	6	2:00.708	10:57:21.698
11	<b>1:55.438</b>	11:06:41.747	9	<b>2:06.863</b>	11:04:29.307	7	2:00.999	10:59:22.697
<b>N°9 FAYET LORIS</b>			10	<b>2:06.713</b>	11:06:36.020	8	2:01.234	11:01:23.931
1	<b>4:34.928</b>	10:47:21.961	11	<b>2:06.382</b>	11:08:42.402	9	2:01.147	11:03:25.078
2	<b>2:01.586</b>	10:49:23.547	<b>N°44 AL DARWISH YOUSEF</b>			10	2:01.264	11:05:26.342
3	<b>2:01.475</b>	10:51:25.022	1	<b>4:33.725</b>	10:47:24.478	11	2:01.814	11:07:28.156
4	<b>2:01.149</b>	10:53:26.171	2	<b>2:04.402</b>	10:49:28.880	<b>N°48 ROIG MARTINEZ NIL</b>		
5	<b>2:01.051</b>	10:55:27.222	3	2:04.793	10:51:33.673	1	<b>4:28.626</b>	10:47:16.303
6	2:01.099	10:57:28.321	4	2:05.272	10:53:38.945	2	<b>1:56.784</b>	10:49:13.087
7	2:01.619	10:59:29.940	5	2:04.685	10:55:43.630	3	<b>1:55.683</b>	10:51:08.770
8	2:01.149	11:01:31.089	6	2:05.007	10:57:48.637	4	1:56.445	10:53:05.215
9	2:01.101	11:03:32.190	7	2:05.060	10:59:53.697	5	1:56.666	10:55:01.881
10	2:01.078	11:05:33.268	8	2:05.597	11:01:59.294	6	1:57.673	10:56:59.554
11	<b>2:00.658</b>	11:07:33.926	9	2:05.872	11:04:05.166	7	1:57.097	10:58:56.651
<b>N°17 DIAZ ACERETE SAMUEL</b>			10	2:05.850	11:06:11.016			
1	<b>4:28.068</b>	10:47:24.745	11	2:06.483	11:08:17.499			
2	<b>2:02.942</b>	10:49:27.687						
3	2:03.225	10:51:30.912						
4	2:03.379	10:53:34.291						
5	2:04.282	10:55:38.573						
6	2:04.771	10:57:43.344						
7	2:03.756	10:59:47.100						
8	2:03.314	11:01:50.414						
9	2:03.053	11:03:53.467						

Hora :

# COPA RIEJU

## Carrera 1 (R1) Vuelta a vuelta

Valor informativo. No Oficial

	1	2	3	4	5	6	7	8	9	10	11	12	13
Parilla	<del>50</del>	<del>48</del>	<del>8</del>	<del>23</del>	<del>118</del>	<del>9</del>	<del>73</del>	<del>96</del>	<del>9</del>	<del>17</del>	<del>44</del>	<del>37</del>	<del>56</del>
Salida													
Vuelta 1 Intervalo	8	48 0.1	50 0.1	23 0.8	118 1.7	9 2.9	44 2.5	17 0.2	37 5.6	3 0.3			
Vuelta 2	50	48 0.1	8 0.1	23 0.1	118 6.0	9 4.1	17 4.1	44 1.1	37 10.0	3 0.4			
Vuelta 3	8	48 0.0	50 0.0	23 0.3	118 10.5	9 5.3	17 5.8	44 2.7	37 13.1	3 2.1			
Vuelta 4	48	50 0.2	8 0.2	23 0.0	118 14.5	9 5.8	17 8.1	44 4.6	37 15.1	3 1.2			
Vuelta 5	50	48 0.1	8 0.0	23 0.1	118 18.9	9 6.2	17 11.3	44 5.0	37 17.8	3 0.3			
Vuelta 6	50	48 0.1	8 0.0	23 0.1	118 21.9	9 6.6	17 15.0	44 5.2	37 19.8	3 0.4			
Vuelta 7	50	48 0.0	8 0.2	23 0.1	118 25.6	9 7.2	17 17.1	44 6.5	37 21.8	3 0.3			
Vuelta 8	50	48 0.1	23 0.0	8 0.0	118 29.7	9 7.1	17 19.3	44 8.8	37 23.1	3 1.0			
Vuelta 9	48	50 0.3	23 0.2	8 0.0	118 34.5	9 7.1	17 21.2	44 11.6	37 24.1	3 0.4			
Vuelta 10	48	50 0.2	8 0.0	23 0.0	118 39.9	9 6.9	17 23.8	44 13.8	37 25.0	3 0.3			
Vuelta 11	48	8 0.0	50 0.2	23 0.1	118 46.0	9 5.7	17 25.8	44 17.7	37 24.9	3 0.2			

Hora :

# COPA RIEJU

## Carrera 2 (R2)

### Resultados

Sujeto a escrutinio & investigaciones deportivas

Pos.	Nº	Nombre	Nacionalidad	Total	Dif.	Interv.	M. Vuelta	Marca	Tiempo	Club
1	48	ROIG MARTINEZ NIL	ESP	11			1:55.961	RIEJU	21:23.058	Xtrem Sitges Mc.
2	50	GARCIA GARCIA JUAN JOSE	ESP	11	0.212	0.212	1:55.657	RIEJU	21:23.270	KSB M
3	8	MOGEDA VENDRELLS DANIEL	ESP	11	0.245	0.033	1:55.950	RIEJU	21:23.303	Racc M.S.
4	23	SIERRA GOMEZ AITOR	ESP	11	0.373	0.128	1:56.002	RIEJU	21:23.431	Esc. Osona
5	96	VICH GIL MARC	ESP	11	34.423	34.050	1:58.792	RIEJU	21:57.481	P.M.B.
6	9	FAYET LORIS	FRA	11	34.492	0.069	1:58.839	RIEJU	21:57.550	P.M.B.
7	118	CABANA AYGUASENOSA BIEL	ESP	11	34.554	0.062	1:58.050	RIEJU	21:57.612	CM Decarerras
8	73	BERGADA SERRA LLUC	ESP	11	35.660	1.106	1:58.797	RIEJU	21:58.718	Esc. Osona
9	17	DIAZ ACERETE SAMUEL	ESP	11	1:11.948	36.288	2:01.344	RIEJU	22:35.006	Esc.Motociclista
10	44	AL DARWISH YOUSEF	OAT	11	1:25.529	13.581	2:02.960	RIEJU	22:48.587	P.M.B.
11	3	TORRA MARTI MARC	ESP	11	1:47.893	22.364	2:05.018	RIEJU	23:10.951	MC C.Taulé
12	55	LOPEZ NIETO MARCOS	ESP	11	1:56.789	8.896	2:05.513	RIEJU	23:19.847	Circuito Albacete
13	37	CALDERON LUQUE ADRIAN	ESP	10	1 Vuelta	1 Vuelta	2:07.433	RIEJU	21:26.999	MC Circuit Móra

Lider : Nº48 ROIG MARTINEZ NIL (1-2) / Nº50 GARCIA GARCIA JUAN JOSE (3-5) / Nº48 ROIG MARTINEZ NIL (6-6) / Nº23 SIERRA GOMEZ AITOR (7-7) / Nº50 GARCIA GARCIA JUAN JOSE (8-10) / Nº48 ROIG MARTINEZ NIL (11-11)

Tiempo Inicio : 19/03 - 15:52:52

M. Vuelta : Nº50 GARCIA GARCIA JUAN JOSE 1:55.657 116,25 Km/h

Meteo : Soleado Aire : 19°C Pista : Seco

Evento Grabado : Nº8 MOGEDA VENDRELLS DANIEL 1:55.438 116,47 Km/h

Hora :

# COPA RIEJU

## Carrera 2 (R2)

### Análisis

Vueltas	Tiempo por vuelta	Formato Día	Vueltas	Tiempo por vuelta	Formato Día	Vueltas	Tiempo por vuelta	Formato Día
<b>N°3 TORRA MARTI MARC</b>			10	2:04.019	15:13:22.896	9	1:56.891	15:10:21.208
1		14:55:01.929	11	2:03.789	15:15:26.685	10	1:56.665	15:12:17.873
2	<b>2:08.123</b>	14:57:10.052	<b>N°23 SIERRA GOMEZ AITOR</b>			11	1:56.864	15:14:14.737
3	2:08.142	14:59:18.194	1		14:54:47.299	<b>N°50 GARCIA GARCIA JUAN JOSE</b>		
4	<b>2:06.692</b>	15:01:24.886	2	<b>1:56.002</b>	14:56:43.301	1		14:54:47.528
5	<b>2:05.498</b>	15:03:30.384	3	1:57.283	14:58:40.584	2	<b>1:55.657</b>	14:56:43.185
6	2:05.536	15:05:35.920	4	1:56.296	15:00:36.880	3	1:56.826	14:58:40.011
7	<b>2:05.067</b>	15:07:40.987	5	1:57.429	15:02:34.309	4	1:56.539	15:00:36.550
8	<b>2:05.018</b>	15:09:46.005	6	1:56.286	15:04:30.595	5	1:57.372	15:02:33.922
9	2:05.044	15:11:51.049	7	1:56.761	15:06:27.356	6	1:56.876	15:04:30.798
10	2:05.374	15:13:56.423	8	1:57.311	15:08:24.667	7	1:56.573	15:06:27.371
11	2:06.207	15:16:02.630	9	1:56.610	15:10:21.277	8	1:56.834	15:08:24.205
<b>N°8 MOGEDA VENDRELLS DANIEL</b>			10	1:56.920	15:12:18.197	9	1:56.897	15:10:21.102
1		14:54:46.972	11	1:56.913	15:14:15.110	10	1:56.730	15:12:17.832
2	<b>1:55.950</b>	14:56:42.922	<b>N°37 CALDERON LUQUE ADRIAN</b>			11	1:57.117	15:14:14.949
3	1:57.249	14:58:40.171	1		14:55:01.606	<b>N°55 LOPEZ NIETO MARCOS</b>		
4	1:56.501	15:00:36.672	2	<b>2:08.206</b>	14:57:09.812	1		14:55:05.668
5	1:57.444	15:02:34.116	3	<b>2:08.041</b>	14:59:17.853	2	<b>2:07.578</b>	14:57:13.246
6	1:56.806	15:04:30.922	4	<b>2:07.644</b>	15:01:25.497	3	<b>2:05.813</b>	14:59:19.059
7	1:56.686	15:06:27.608	5	<b>2:07.433</b>	15:03:32.930	4	2:06.491	15:01:25.550
8	1:56.774	15:08:24.382	6	2:07.713	15:05:40.643	5	<b>2:05.650</b>	15:03:31.200
9	1:56.985	15:10:21.367	7	2:08.753	15:07:49.396	6	<b>2:05.585</b>	15:05:36.785
10	1:56.594	15:12:17.961	8	2:09.478	15:09:58.874	7	<b>2:05.513</b>	15:07:42.298
11	1:57.021	15:14:14.982	9	2:09.345	15:12:08.219	8	2:06.019	15:09:48.317
<b>N°9 FAYET LORIS</b>			10	2:10.459	15:14:18.678	9	2:07.045	15:11:55.362
1		14:54:51.854	<b>N°44 AL DARWISH YOUSEF</b>			10	2:07.580	15:14:02.942
2	<b>2:00.453</b>	14:56:52.307	1		14:54:54.222	11	2:08.584	15:16:11.526
3	<b>2:00.196</b>	14:58:52.503	2	<b>2:02.960</b>	14:56:57.182	<b>N°73 BERGADA SERRA LLUC</b>		
4	<b>1:59.552</b>	15:00:52.055	3	2:03.718	14:59:00.900	1		14:54:53.809
5	2:00.506	15:02:52.561	4	2:04.767	15:01:05.667	2	<b>1:58.862</b>	14:56:52.671
6	<b>1:59.338</b>	15:04:51.899	5	2:03.375	15:03:09.042	3	2:00.290	14:58:52.961
7	2:00.341	15:06:52.240	6	2:04.914	15:05:13.956	4	1:59.711	15:00:52.672
8	<b>1:59.291</b>	15:08:51.531	7	2:05.473	15:07:19.429	5	2:00.182	15:02:52.854
9	1:59.650	15:10:51.181	8	2:05.765	15:09:25.194	6	1:59.874	15:04:52.728
10	<b>1:59.209</b>	15:12:50.390	9	2:05.179	15:11:30.373	7	1:59.867	15:06:52.595
11	<b>1:58.839</b>	15:14:49.229	10	2:04.957	15:13:35.330	8	1:59.713	15:08:52.308
<b>N°17 DIAZ ACERETE SAMUEL</b>			11	2:04.936	15:15:40.266	9	1:59.794	15:10:52.102
1		14:54:54.800	<b>N°48 ROIG MARTINEZ NIL</b>			10	1:59.498	15:12:51.600
2	<b>2:01.344</b>	14:56:56.144	1		14:54:46.589	11	<b>1:58.797</b>	15:14:50.397
3	2:02.376	14:58:58.520	2	<b>1:55.961</b>	14:56:42.550	<b>N°96 VICH GIL MARC</b>		
4	2:02.807	15:01:01.327	3	1:57.618	14:58:40.168	1		14:54:51.944
5	2:03.351	15:03:04.678	4	1:56.474	15:00:36.642	2	<b>2:00.275</b>	14:56:52.219
6	2:02.946	15:05:07.624	5	1:57.379	15:02:34.021	3	<b>1:59.893</b>	14:58:52.112
7	2:03.445	15:07:11.069	6	1:56.093	15:04:30.114	4	<b>1:59.823</b>	15:00:51.935
8	2:04.418	15:09:15.487	7	1:57.368	15:06:27.482	5	2:00.266	15:02:52.201
9	2:03.390	15:11:18.877	8	1:56.835	15:08:24.317	6	<b>1:59.690</b>	15:04:51.891



# COPA RIEJU

## Carrera 2 (R2)

### Análisis

Vueltas	Tiempo por vuelta	Formato Día
7	2:00.087	15:06:51.978
8	<b>1:59.623</b>	15:08:51.601
9	<b>1:59.569</b>	15:10:51.170
10	<b>1:59.198</b>	15:12:50.368
11	<b>1:58.792</b>	15:14:49.160

#### Nº118 CABANA AYGUASENOSA BIEL

1		14:54:52.078
2	<b>2:00.336</b>	14:56:52.414
3	<b>1:59.769</b>	14:58:52.183
4	1:59.956	15:00:52.139
5	2:00.544	15:02:52.683
6	<b>1:59.297</b>	15:04:51.980
7	2:00.185	15:06:52.165
8	1:59.351	15:08:51.516
9	1:59.924	15:10:51.440
10	1:59.801	15:12:51.241
11	<b>1:58.050</b>	15:14:49.291

Hora :

# COPA RIEJU

## Carrera 2 (R2) Vuelta a vuelta

	1	2	3	4	5	6	7	8	9	10	11	12	13
Parilla	<del>1</del>	<del>2</del>	<del>3</del>	<del>4</del>	<del>5</del>	<del>6</del>	<del>7</del>	<del>8</del>	<del>9</del>	<del>10</del>	<del>11</del>	<del>12</del>	<del>13</del>
Salida													
Vuelta 1 Intervalo	48	8 0.3	23 0.3	50 0.2	9 4.3	96 0.0	118 0.1	73 1.7	44 0.4	17 0.5	37 6.8	3 0.3	55 3.7
Vuelta 2	48	8 0.3	50 0.2	23 0.1	96 8.9	9 0.0	118 0.1	73 0.2	17 3.4	44 1.0	37 12.6	3 0.2	55 3.1
Vuelta 3	50	48 0.1	8 0.0	23 0.4	96 11.5	118 0.0	9 0.3	73 0.4	17 5.5	44 2.3	37 16.9	3 0.3	55 0.8
Vuelta 4	50	48 0.0	8 0.0	23 0.2	96 15.0	9 0.1	118 0.0	73 0.5	17 8.6	44 4.3	3 19.2	37 0.6	55 0.0
Vuelta 5	50	48 0.0	8 0.0	23 0.1	96 17.8	9 0.3	118 0.1	73 0.1	17 11.8	44 4.3	3 21.3	55 0.8	37 1.7
Vuelta 6	48	23 0.4	50 0.2	8 0.1	96 20.9	9 0.0	118 0.0	73 0.7	17 14.8	44 6.3	3 21.9	55 0.8	37 3.8
Vuelta 7	23	50 0.0	48 0.1	8 0.1	96 24.3	118 0.1	9 0.0	73 0.3	17 18.4	44 8.3	3 21.5	55 1.3	37 7.0
Vuelta 8	50	48 0.1	8 0.0	23 0.2	118 26.8	9 0.0	96 0.0	73 0.7	17 23.1	44 9.7	3 20.8	55 2.3	37 10.5
Vuelta 9	50	48 0.1	23 0.0	8 0.0	96 29.8	9 0.0	118 0.2	73 0.6	17 26.7	44 11.4	3 20.6	55 4.3	37 12.8
Vuelta 10	50	48 0.0	8 0.0	23 0.2	96 32.1	9 0.0	118 0.8	73 0.3	17 31.2	44 12.4	3 21.0	55 6.5	<del>37</del> 15.7
Vuelta 11	48	50 0.2	8 0.0	23 0.1	96 34.0	9 0.0	118 0.0	73 1.1	17 36.2	44 13.5	3 22.3	55 8.8	

Hora :

# COPA RIEJU

## Conjunta carreras Resultados

Pos.	Nº	Nacionalidad	R1	R2	Puntos
1	48	ROIG MARTINEZ NIL 	25	25	50
2	50	GARCIA GARCIA JUAN JOSE 	16	20	36
2	8	MOGEDA VENDRELLS DANIEL 	20	16	36
4	23	SIERRA GOMEZ AITOR 	13	13	26
5	118	CABANA AYGUASENOSA BIEL 	11	9	20
5	9	FAYET LORIS 	10	10	20
7	17	DIAZ ACERETE SAMUEL 	9	7	16
8	44	AL DARWISH YOUSEF 	8	6	14
9	96	VICH GIL MARC 	0	11	11
9	3	TORRA MARTI MARC 	6	5	11
11	37	CALDERON LUQUE ADRIAN 	7	3	10
12	73	BERGADA SERRA LLUC 	0	8	8
13	55	LOPEZ NIETO MARCOS 	0	4	4

Hora :

# OPEN 600-1000

## Entrenos crono 1 (Q1) Resultados

Pos.	Nº	Nacionalidad	Tiempo	Dif.	Total	Tiempo Club
<b>Open 1000</b>						
1	1	RUBIO GARCIA ALEJANDRO	1:39.412		10	25:56.828 Mc Palau
2	23	NASARRE BELLIDO RUBEN	1:39.488	0.076	7	24:11.836 C.E.C. Alcañoràs
3	53	NAVARRO ESCUDERO RAUL	1:39.493	0.081	5	11:03.493 C.E.C. Alcañoràs
4	24	RIBELLES LUQUE JOAN RAMON	1:39.550	0.138	10	22:38.387 C.E.C. Alcañoràs
5	8	VALLMANYA CUCURULL BENJAMIN	1:40.175	0.763	5	13:06.278 C.E.C. Alcañoràs
6	19	ESTEBAN GOMEZ ALEJANDRO	1:41.478	2.066	4	11:38.290 CE Pm Vilassar Dalt
7	4	SURINYAC BAULENES JORDI	1:41.578	2.166	11	23:53.860 P.M.B.
8	6	MARTINEZ CABALLERO ROBERTO	1:41.881	2.469	5	24:10.817 C.E.C. Alcañoràs
9	33	PEREZ SANCHEZ JACOB	1:42.496	3.084	8	19:06.198 C.E.C. Alcañoràs
10	49	TORRAS MARTINEZ RAÛL	1:42.777	3.365	10	22:36.948 Esc. Osona
11	109	TORRENS CATALAN ORIOL	1:42.976	3.564	9	23:21.692 Em Castellbisbal
12	34	BARRANCO DEL SAZ JAVIER	1:45.379	5.967	4	15:37.433 Lorenzo Comp. GU
13	27	GARCIA NARROS JONATHAN	1:45.942	6.530	7	17:09.228 MC Gas a la Burra
14	119	JUARRANZ CHAMARRO MA CRISTINA	1:47.290	7.878	4	18:05.073 Circuito Albacete
15	31	DEL RIO FERNANDEZ JORDI	1:49.223	9.811	10	25:47.387 Mc Manresa
16	21	ROSAL ABASCAL LUIS	1:50.000	10.588	8	25:30.816 C.E.C. Alcañoràs
<b>No Clasificados</b>						
	25	CHETRY MASSIMILIANO	Sin Tiempo			6:45.359 MC 3 Turons
	39	TRIAS HORS DAVID	Sin Tiempo			C.E.C. Alcañoràs

Pos.	Nº	Nacionalidad	Tiempo	Dif.	Total	Tiempo Club
<b>Open 600</b>						
1	86	HERNANDEZ PEREZ PATXI	1:41.634		11	25:02.885 Mc. Ayete
2	5	MARTIN ALVAREZ OSCAR	1:41.660	0.026	12	25:05.294 MotoDes
3	17	SERRA COLL DAVID	1:43.342	1.708	8	19:40.953 Esc.Cop de Gas
4	164	MOLINA RODRIGUEZ CRISTIAN	1:43.432	1.798	9	25:48.915 C.E.C. Alcañoràs
5	44	AL MALKI NASSER HASSAN	1:43.843	2.209	10	23:23.127 P.M.B.
6	124	DAHAN ACEITUNO SAID	1:44.311	2.677	9	20:13.367 Mc. Polea SX
7	55	MARCET ALVAREZ OMAR	1:45.802	4.168	13	26:40.472 MC Circuit Móra
8	28	BUJ VALVERDE VICTOR	1:45.923	4.289	13	26:18.541 C.E.C. Alcañoràs
9	22	FERNANDEZ SANCHEZ OSCAR	1:46.077	4.443	2	15:35.155 S-MCYL
10	16	GUIRAO LOPEZ CARLOS	1:46.419	4.785	8	24:07.184 Mc Manresa
11	87	MARTOS VELASCO IVAN	1:47.182	5.548	3	8:03.784 Mc Costa Brava
12	48	BASOMBA PUIG RAMON	1:47.351	5.717	8	21:02.485 Mc. Riuprimer Gas i
13	13	BUJ VALVERDE RAMON	1:47.819	6.185	10	26:28.908 C.E.C. Alcañoràs
14	11	SANDOVAL EVA	1:57.247	15.613	11	25:50.409 C.E.C. Alcañoràs

<b>No Clasificados</b>						
	95	MARTORELL BAQUE ALBERT	Sin Tiempo			3:04.601 C.E.C. Alcañoràs

Tiempo Inicio : 19/03 - 09:30:05

M. Vuelta : N°86 HERNANDEZ PEREZ PATXI 1:41.634 132,29 Km/h

Meteo : Soleado Aire : 13°C Pista : Seco

Hora :

# OPEN 600-1000

## Entrenos crono 1 (Q1)

### Análisis

Valor informativo. No Oficial

Vueltas	Tiempo por vuelta	Formato Día	Vueltas	Tiempo por vuelta	Formato Día	Vueltas	Tiempo por vuelta	Formato Día			
<b>N°1 RUBIO GARCIA ALEJANDRO</b>			3	<b>1:40.175</b>	8:39:41.245	<b>N°19 ESTEBAN GOMEZ ALEJANDRO</b>					
1	1:44.375	8:35:19.009	4	1:40.436	8:41:21.681	1	1:43.734	8:36:26.482			
2	1:41.169	8:37:00.178	5	IN	1:49.100	8:43:10.781	2	1:41.885	8:38:08.367		
3	1:40.828	8:38:41.006	<b>N°11 SANDOVAL EVA</b>			3	<b>1:41.478</b>	8:39:49.845			
4	1:40.143	8:40:21.149	1	1:59.487	8:36:17.726	4	IN	1:52.948	8:41:42.793		
5	1:40.046	8:42:01.195	2	1:57.247	8:38:14.973	<b>N°21 ROSAL ABASCAL LUIS</b>					
6	IN	1:47.325	3	1:57.664	8:40:12.637	1	1:52.679	8:35:37.065			
7	7:13.269	8:51:01.789	4	1:57.659	8:42:10.296	2	IN	1:51.410	8:37:28.475		
8	1:40.387	8:52:42.176	5	1:57.766	8:44:08.062	3	4:40.475	8:42:08.950			
9	1:39.412	8:54:21.588	6	1:57.408	8:46:05.470	4	1:50.000	8:43:58.950			
10	1:39.743	8:56:01.331	7	1:58.032	8:48:03.502	5	1:51.315	8:45:50.265			
<b>N°4 SURINYAC BAULENES JORDI</b>			8	1:57.553	8:50:01.055	6	1:50.321	8:47:40.586			
1	1:46.031	8:36:36.706	9	1:57.381	8:51:58.436	7	IN	1:54.720	8:49:35.306		
2	1:43.752	8:38:20.458	10	1:57.736	8:53:56.172	8	6:00.013	8:55:35.319			
3	1:45.010	8:40:05.468	11	1:58.740	8:55:54.912	<b>N°22 FERNANDEZ SANCHEZ OSCAR</b>					
4	1:42.248	8:41:47.716	<b>N°13 BUJ VALVERDE RAMON</b>			1	1:46.077	8:43:41.963			
5	1:41.961	8:43:29.677	1	1:50.795	8:35:00.701	2	IN	1:57.695	8:45:39.658		
6	1:44.811	8:45:14.488	2	1:48.172	8:36:48.873	<b>N°23 NASARRE BELLIDO RUBEN</b>					
7	1:43.264	8:46:57.752	3	1:48.969	8:38:37.842	1	1:41.484	8:39:26.913			
8	1:41.616	8:48:39.368	4	1:48.192	8:40:26.034	2	1:40.530	8:41:07.443			
9	1:41.578	8:50:20.946	5	1:48.227	8:42:14.261	3	1:40.393	8:42:47.836			
10	1:41.807	8:52:02.753	6	IN	2:00.426	8:44:14.687	4	IN	1:50.096	8:44:37.932	
11	IN	1:55.610	7	6:54.290	8:51:08.977	5	6:19.013	8:50:56.945			
<b>N°5 MARTIN ALVAREZ OSCAR</b>			8	1:48.452	8:52:57.429	6	1:39.906	8:52:36.851			
1	1:46.110	8:35:00.653	9	1:47.819	8:54:45.248	7	1:39.488	8:54:16.339			
2	1:45.373	8:36:46.026	10	1:48.163	8:56:33.411	<b>N°24 RIBELLES LUQUE JOAN RAMON</b>					
3	1:42.850	8:38:28.876	<b>N°16 GUIRAO LOPEZ CARLOS</b>			1	1:41.355	8:35:03.391			
4	1:43.494	8:40:12.370	1	1:51.682	8:37:16.046	2	1:43.705	8:36:47.096			
5	IN	1:54.922	2	1:51.286	8:39:07.332	3	IN	1:48.960	8:38:36.056		
6	2:48.142	8:44:55.434	3	1:49.739	8:40:57.071	4	3:48.777	8:42:24.833			
7	1:44.027	8:46:39.461	4	1:49.911	8:42:46.982	5	1:40.394	8:44:05.227			
8	1:42.741	8:48:22.202	5	IN	1:53.288	8:44:40.270	6	1:40.082	8:45:45.309		
9	1:41.682	8:50:03.884	6	5:56.508	8:50:36.778	7	1:50.946	8:47:36.255			
10	1:41.781	8:51:45.665	7	1:48.490	8:52:25.268	8	1:39.550	8:49:15.805			
11	1:41.660	8:53:27.325	8	1:46.419	8:54:11.687	9	1:41.795	8:50:57.600			
12	1:42.472	8:55:09.797	<b>N°17 SERRA COLL DAVID</b>			10	IN	1:45.290	8:52:42.890		
<b>N°6 MARTINEZ CABALLERO ROBERTO</b>			1	1:46.680	8:35:10.846	<b>N°25 CHETRY MASSIMILIANO</b>					
1	1:45.655	8:47:05.284	2	1:44.087	8:36:54.933	1	IN	2:16.897	8:36:49.862		
2	1:41.881	8:48:47.165	3	1:43.342	8:38:38.275	<b>N°27 GARCIA NARROS JONATHAN</b>					
3	1:41.903	8:50:29.068	4	1:44.157	8:40:22.432	1	1:51.796	8:36:16.365			
4	1:41.994	8:52:11.062	5	IN	1:50.017	8:42:12.449	2	1:50.820	8:38:07.185		
5	IN	2:04.258	6	3:58.352	8:46:10.801	3	1:48.639	8:39:55.824			
<b>N°8 VALLMANYA CUCURULL BENJAMIN</b>			7	1:44.825	8:47:55.626	4	1:47.129	8:41:42.953			
1	1:41.464	8:36:17.568	8	IN	1:49.830	8:49:45.456	5	1:45.942	8:43:28.895		
2	1:43.502	8:38:01.070									

# OPEN 600-1000

## Entrenos crono 1 (Q1)

### Análisis

Valor informativo. No Oficial

Vueltas	Tiempo por vuelta	Formato Día	Vueltas	Tiempo por vuelta	Formato Día	Vueltas	Tiempo por vuelta	Formato Día
7	IN 1:57.953	8:47:13.731	5	<b>1:44.843</b>	8:44:37.465	<b>Nº86 HERNANDEZ PEREZ PATXI</b>		
<b>Nº28 BUJ VALVERDE VICTOR</b>			6	1:46.819	8:46:24.284	1	<b>1:46.220</b>	8:35:36.272
1	<b>1:48.044</b>	8:34:44.189	7	<b>1:44.108</b>	8:48:08.392	2	1:46.366	8:37:22.638
2	1:48.625	8:36:32.814	8	1:44.476	8:49:52.868	3	<b>1:43.946</b>	8:39:06.584
3	<b>1:47.669</b>	8:38:20.483	9	<b>1:43.843</b>	8:51:36.711	4	1:44.821	8:40:51.405
4	1:49.284	8:40:09.767	10	IN 1:50.919	8:53:27.630	5	IN 1:48.160	8:42:39.565
5	1:49.600	8:41:59.367	<b>Nº48 BASOMBA PUIG RAMON</b>			6	3:48.890	8:46:28.455
6	1:48.054	8:43:47.421	1	<b>1:54.737</b>	8:36:14.809	7	<b>1:41.634</b>	8:48:10.089
7	1:47.935	8:45:35.356	2	IN 1:57.078	8:38:11.887	8	1:43.057	8:49:53.146
8	1:47.831	8:47:23.187	3	3:47.058	8:41:58.945	9	1:43.006	8:51:36.152
9	<b>1:46.690</b>	8:49:09.877	4	<b>1:48.242</b>	8:43:47.187	10	1:43.125	8:53:19.277
10	1:47.245	8:50:57.122	5	1:48.471	8:45:35.658	11	IN 1:48.111	8:55:07.388
11	<b>1:45.923</b>	8:52:43.045	6	<b>1:48.063</b>	8:47:23.721	<b>Nº87 MARTOS VELASCO IVAN</b>		
12	1:51.129	8:54:34.174	7	<b>1:47.351</b>	8:49:11.072	1	<b>1:47.182</b>	8:34:22.313
13	1:48.870	8:56:23.044	8	IN 1:55.916	8:51:06.988	2	1:52.588	8:36:14.901
<b>Nº31 DEL RIO FERNANDEZ JORDI</b>			<b>Nº49 TORRAS MARTINEZ RAÜL</b>			3	IN 1:53.386	8:38:08.287
1	<b>1:52.059</b>	8:37:14.817	1	<b>1:45.676</b>	8:34:39.320	<b>Nº109 TORRENS CATALAN ORIOL</b>		
2	<b>1:51.578</b>	8:39:06.395	2	1:48.036	8:36:27.356	1	<b>1:44.364</b>	8:37:07.085
3	<b>1:50.118</b>	8:40:56.513	3	<b>1:44.170</b>	8:38:11.526	2	<b>1:43.036</b>	8:38:50.121
4	<b>1:49.675</b>	8:42:46.188	4	1:44.227	8:39:55.753	3	IN 1:58.786	8:40:48.907
5	<b>1:49.223</b>	8:44:35.411	5	<b>1:42.845</b>	8:41:38.598	4	3:50.213	8:44:39.120
6	IN 1:50.188	8:46:25.599	6	IN 1:53.566	8:43:32.164	5	1:44.072	8:46:23.192
7	3:56.772	8:50:22.371	7	3:44.211	8:47:16.375	6	1:43.287	8:48:06.479
8	1:49.316	8:52:11.687	8	1:43.381	8:48:59.756	7	<b>1:42.976</b>	8:49:49.455
9	1:49.675	8:54:01.362	9	<b>1:42.777</b>	8:50:42.533	8	1:45.489	8:51:34.944
10	1:50.528	8:55:51.890	10	IN 1:58.918	8:52:41.451	9	IN 1:51.251	8:53:26.195
<b>Nº33 PEREZ SANCHEZ JACOB</b>			<b>Nº53 NAVARRO ESCUDERO RAUL</b>			<b>Nº119 JUARRANZ CHAMARRO MA CRISTINA</b>		
1	<b>1:51.525</b>	8:36:30.512	1	<b>1:41.342</b>	8:34:16.198	1	<b>1:48.905</b>	8:42:35.404
2	<b>1:44.427</b>	8:38:14.939	2	<b>1:40.053</b>	8:35:56.251	2	<b>1:47.628</b>	8:44:23.032
3	<b>1:43.491</b>	8:39:58.430	3	<b>1:39.493</b>	8:37:35.744	3	<b>1:47.290</b>	8:46:10.322
4	1:44.630	8:41:43.060	4	1:40.021	8:39:15.765	4	IN 1:59.254	8:48:09.576
5	<b>1:42.496</b>	8:43:25.556	5	IN 1:52.231	8:41:07.996	<b>Nº124 DAHAN ACEITUNO SAID</b>		
6	1:42.709	8:45:08.265	<b>Nº55 MARCET ALVAREZ OMAR</b>			1	<b>1:49.408</b>	8:34:58.254
7	1:42.965	8:46:51.230	1	<b>1:51.781</b>	8:35:18.041	2	<b>1:48.334</b>	8:36:46.588
8	IN 2:19.471	8:49:10.701	2	<b>1:49.131</b>	8:37:07.172	3	<b>1:46.111</b>	8:38:32.699
<b>Nº34 BARRANCO DEL SAZ JAVIER</b>			3	1:49.286	8:38:56.458	4	IN 1:49.744	8:40:22.443
1	<b>1:48.036</b>	8:40:06.727	4	<b>1:48.538</b>	8:40:44.996	5	2:50.210	8:43:12.653
2	1:48.636	8:41:55.363	5	<b>1:47.647</b>	8:42:32.643	6	<b>1:44.605</b>	8:44:57.258
3	<b>1:45.379</b>	8:43:40.742	6	<b>1:47.268</b>	8:44:19.911	7	<b>1:44.311</b>	8:46:41.569
4	IN 2:01.194	8:45:41.936	7	<b>1:46.667</b>	8:46:06.578	8	1:45.261	8:48:26.830
<b>Nº44 AL MALKI NASSER HASSAN</b>			8	1:47.914	8:47:54.492	9	IN 1:51.040	8:50:17.870
1	<b>1:50.761</b>	8:37:33.467	9	<b>1:46.150</b>	8:49:40.642	<b>Nº164 MOLINA RODRIGUEZ CRISTIAN</b>		
2	<b>1:47.728</b>	8:39:21.195	10	1:46.660	8:51:27.302	1	<b>1:51.122</b>	8:39:56.688
3	<b>1:46.223</b>	8:41:07.418	11	<b>1:46.020</b>	8:53:13.322	2	<b>1:46.917</b>	8:41:43.605
4	<b>1:45.204</b>	8:42:52.622	12	<b>1:45.802</b>	8:54:59.124	3	<b>1:46.622</b>	8:43:30.227
			13	1:45.851	8:56:44.975			

# OPEN 600-1000

## Entrenos crono 1 (Q1) Análisis

Valor informativo. No Oficial

Vueltas	Tiempo por vuelta	Formato Día
4 IN	1:49.652	8:45:19.879
5	3:36.243	8:48:56.122
6	<b>1:44.063</b>	8:50:40.185
7	1:44.085	8:52:24.270
8	<b>1:43.432</b>	8:54:07.702
9	1:45.716	8:55:53.418

Hora :

# OPEN 600-1000

## Entrenos crono 2 (Q2) Resultados

Pos.	Nº	Nacionalidad	Tiempo	Dif.	Total	Tiempo Club
<b>Open 1000</b>						
1	1	RUBIO GARCIA ALEJANDRO	1:37.768		9	25:08.123 Mc Palau
2	19	ESTEBAN GOMEZ ALEJANDRO	1:37.921	0.153	8	24:57.676 CE Pm Vilassar Dalt
3	6	MARTINEZ CABALLERO ROBERTO	1:38.073	0.305	12	25:32.154 C.E.C. Alcañoràs
4	53	NAVARRO ESCUDERO RAUL	1:38.497	0.729	9	24:30.999 C.E.C. Alcañoràs
5	24	RIBELLES LUQUE JOAN RAMON	1:38.940	1.172	12	25:29.565 C.E.C. Alcañoràs
6	49	TORRAS MARTINEZ RAÚL	1:39.191	1.423	9	19:30.650 Esc. Osona
7	23	NASARRE BELLIDO RUBEN	1:39.249	1.481	9	24:43.628 C.E.C. Alcañoràs
8	8	VALLMANYA CUCURULL BENJAMIN	1:40.157	2.389	4	10:24.999 C.E.C. Alcañoràs
9	4	SURINYAC BAULENES JORDI	1:40.640	2.872	7	16:21.325 P.M.B.
10	33	PEREZ SANCHEZ JACOB	1:40.848	3.080	10	25:10.163 C.E.C. Alcañoràs
11	109	TORRENS CATALAN ORIOL	1:41.845	4.077	10	25:08.992 Em Castellbisbal
12	34	BARRANCO DEL SAZ JAVIER	1:43.274	5.506	11	26:24.420 Lorenzo Comp. GU
13	119	JUARRANZ CHAMARRO MA CRISTINA	1:43.841	6.073	10	24:37.785 Circuito Albacete
14	27	GARCIA NARROS JONATHAN	1:45.055	7.287	7	18:05.470 MC Gas a la Burra
15	25	CHETRY MASSIMILIANO	1:45.878	8.110	4	13:51.969 MC 3 Turons
16	21	ROSAL ABASCAL LUIS	1:47.648	9.880	12	25:19.800 C.E.C. Alcañoràs
17	31	DEL RIO FERNANDEZ JORDI	1:48.205	10.437	5	26:10.742 Mc Manresa

### No Clasificados

39	TRIAS HORS DAVID	ESP	Sin Tiempo			C.E.C. Alcañoràs
----	------------------	-----	------------	--	--	------------------

### Open 600

1	5	MARTIN ALVAREZ OSCAR	1:40.170		11	24:42.902 MotoDes
2	124	DAHAN ACEITUNO SAID	1:40.904	0.734	12	26:39.495 Mc. Polea SX
3	87	MARTOS VELASCO IVAN	1:41.027	0.857	10	25:24.531 Mc Costa Brava
4	17	SERRA COLL DAVID	1:41.234	1.064	10	23:53.355 Esc.Cop de Gas
5	44	AL MALKI NASSER HASSAN	1:42.255	2.085	9	20:29.087 P.M.B.
6	164	MOLINA RODRIGUEZ CRISTIAN	1:42.346	2.176	11	25:19.088 C.E.C. Alcañoràs
7	86	HERNANDEZ PEREZ PATXI	1:43.630	3.460	9	24:11.775 Mc. Ayete
8	22	FERNANDEZ SANCHEZ OSCAR	1:43.899	3.729	9	23:36.305 S-MCYL
9	13	BUJ VALVERDE RAMON	1:44.441	4.271	10	25:21.575 C.E.C. Alcañoràs
10	28	BUJ VALVERDE VICTOR	1:44.771	4.601	11	26:36.285 C.E.C. Alcañoràs
11	16	GUIRAO LOPEZ CARLOS	1:45.254	5.084	7	22:10.385 Mc Manresa
12	55	MARCET ALVAREZ OMAR	1:45.352	5.182	13	26:09.103 MC Circuit Móra
13	48	BASOMBA PUIG RAMON	1:46.068	5.898	9	20:21.566 Mc. Riuprimer Gas i
14	95	MARTORELL BAQUE ALBERT	1:46.495	6.325	12	25:12.959 C.E.C. Alcañoràs
15	11	SANDOVAL EVA	1:50.952	10.782	12	25:35.908 C.E.C. Alcañoràs

Tiempo Inicio : 19/03 - 11:00:06

Meteo : Soleado Aire : 13°C Pista : Seco

M. Vuelta : Nº5 MARTIN ALVAREZ OSCAR 1:40.170 134,23 Km/h

Evento Grabado : Nº1 RUBIO GARCIA ALEJANDRO 1:39.412 135,25 Km/h

Hora :



# OPEN 600-1000

## Entrenos crono 2 (Q2)

### Análisis

Valor informativo. No Oficial

Vueltas	Tiempo por vuelta	Formato Día	Vueltas	Tiempo por vuelta	Formato Día	Vueltas	Tiempo por vuelta	Formato Día
<b>N°1 RUBIO GARCIA ALEJANDRO</b>			2	<b>1:40.741</b>	10:07:03.490	<b>N°19 ESTEBAN GOMEZ ALEJANDRO</b>		
1	<b>1:40.733</b>	10:03:36.306	3	<b>1:40.157</b>	10:08:43.647	1	<b>1:39.918</b>	10:05:17.301
2	<b>1:39.683</b>	10:05:15.989	4 IN	1:47.132	10:10:30.779	2	<b>1:39.732</b>	10:06:57.033
3	<b>1:39.445</b>	10:06:55.434	<b>N°11 SANDOVAL EVA</b>			3	<b>1:39.549</b>	10:08:36.582
4 IN	1:43.329	10:08:38.763	1	<b>1:53.319</b>	10:05:03.728	4 IN	1:50.151	10:10:26.733
5	9:27.602	10:18:06.365	2	1:53.500	10:06:57.228	5	9:19.946	10:19:46.679
6	1:39.698	10:19:46.063	3	<b>1:53.099</b>	10:08:50.327	6	<b>1:38.397</b>	10:21:25.076
7	<b>1:38.054</b>	10:21:24.117	4	<b>1:50.952</b>	10:10:41.279	7	<b>1:37.921</b>	10:23:02.997
8	<b>1:37.768</b>	10:23:01.885	5	1:51.742	10:12:33.021	8 IN	2:00.459	10:25:03.456
9 IN	2:12.018	10:25:13.903	6	1:51.606	10:14:24.627	<b>N°21 ROSAL ABASCAL LUIS</b>		
<b>N°4 SURINYAC BAULENES JORDI</b>			7	1:52.051	10:16:16.678	1	<b>1:51.182</b>	10:05:13.636
1	<b>1:41.413</b>	10:05:59.427	8	1:52.370	10:18:09.048	2	<b>1:50.029</b>	10:07:03.665
2	<b>1:41.339</b>	10:07:40.766	9	1:53.152	10:20:02.200	3	<b>1:47.648</b>	10:08:51.313
3	<b>1:41.062</b>	10:09:21.828	10	1:53.260	10:21:55.460	4	1:49.053	10:10:40.366
4	1:51.450	10:11:13.278	11	1:52.649	10:23:48.109	5	1:48.295	10:12:28.661
5	1:41.157	10:12:54.435	12	1:53.579	10:25:41.688	6	1:49.840	10:14:18.501
6	<b>1:40.640</b>	10:14:35.075	<b>N°13 BUJ VALVERDE RAMON</b>			7	1:48.817	10:16:07.318
7 IN	1:52.030	10:16:27.105	1	<b>1:46.770</b>	10:08:13.113	8	1:47.712	10:17:55.030
<b>N°5 MARTIN ALVAREZ OSCAR</b>			2	<b>1:45.977</b>	10:09:59.090	9	2:05.134	10:20:00.164
1	<b>1:44.158</b>	10:05:06.427	3	1:46.413	10:11:45.503	10	1:47.787	10:21:47.951
2	<b>1:43.311</b>	10:06:49.738	4	<b>1:44.899</b>	10:13:30.402	11	1:49.018	10:23:36.969
3	<b>1:42.680</b>	10:08:32.418	5	1:45.097	10:15:15.499	12	1:48.611	10:25:25.580
4	<b>1:41.991</b>	10:10:14.409	6	1:45.928	10:17:01.427	<b>N°22 FERNANDEZ SANCHEZ OSCAR</b>		
5	<b>1:40.170</b>	10:11:54.579	7 IN	2:01.628	10:19:03.055	1	<b>1:48.153</b>	10:04:38.635
6	1:41.342	10:13:35.921	8	2:54.886	10:21:57.941	2	<b>1:47.843</b>	10:06:26.478
7	1:41.049	10:15:16.970	9	1:44.973	10:23:42.914	3 IN	1:52.364	10:08:18.842
8 IN	1:59.977	10:17:16.947	10	<b>1:44.441</b>	10:25:27.355	4	2:05.168	10:10:24.010
9	3:53.765	10:21:10.712	<b>N°16 GUIRAO LOPEZ CARLOS</b>			5 IN	1:51.422	10:12:15.432
10	1:42.008	10:22:52.720	1	<b>1:49.500</b>	10:11:32.772	6	5:55.838	10:18:11.270
11 IN	1:55.962	10:24:48.682	2	<b>1:47.136</b>	10:13:19.908	7	<b>1:45.266</b>	10:19:56.536
<b>N°6 MARTINEZ CABALLERO ROBERTO</b>			3	<b>1:46.413</b>	10:15:06.321	8	<b>1:43.899</b>	10:21:40.435
1	<b>1:39.994</b>	10:03:47.968	4	<b>1:46.067</b>	10:16:52.388	9 IN	2:01.650	10:23:42.085
2	<b>1:38.679</b>	10:05:26.647	5	<b>1:45.254</b>	10:18:37.642	<b>N°23 NASARRE BELLIDO RUBEN</b>		
3 IN	1:51.130	10:07:17.777	6	1:45.992	10:20:23.634	1	<b>1:40.026</b>	10:03:58.106
4	3:34.615	10:10:52.392	7 IN	1:52.531	10:22:16.165	2	<b>1:39.930</b>	10:05:38.036
5	<b>1:38.482</b>	10:12:30.874	<b>N°17 SERRA COLL DAVID</b>			3 IN	1:46.886	10:07:24.922
6	1:39.059	10:14:09.933	1	<b>1:43.139</b>	10:04:38.871	4	8:47.806	10:16:12.728
7	1:38.644	10:15:48.577	2 IN	1:51.839	10:06:30.710	5	<b>1:39.413</b>	10:17:52.141
8	1:39.076	10:17:27.653	3	3:03.551	10:09:34.261	6	1:43.198	10:19:35.339
9 IN	1:47.884	10:19:15.537	4	<b>1:41.479</b>	10:11:15.740	7	<b>1:39.249</b>	10:21:14.588
10	3:00.429	10:22:15.966	5	1:41.573	10:12:57.313	8	1:39.409	10:22:53.997
11	<b>1:38.073</b>	10:23:54.039	6	<b>1:41.234</b>	10:14:38.547	9 IN	1:55.411	10:24:49.408
12 IN	1:43.895	10:25:37.934	7	1:41.672	10:16:20.219	<b>N°24 RIBELLES LUQUE JOAN RAMON</b>		
<b>N°8 VALLMANYA CUCURULL BENJAMIN</b>			8 IN	1:52.257	10:18:12.476	1	<b>1:39.236</b>	10:04:47.628
1	<b>1:40.908</b>	10:05:22.749	9	3:58.885	10:22:11.361	2 IN	1:48.907	10:06:36.535
			10 IN	1:47.774	10:23:59.135			

# OPEN 600-1000

## Entrenos crono 2 (Q2)

### Análisis

Valor informativo. No Oficial

Vueltas	Tiempo por vuelta	Formato Día	Vueltas	Tiempo por vuelta	Formato Día	Vueltas	Tiempo por vuelta	Formato Día
3	3:34.424	10:10:10.959	4	<b>1:40.848</b>	10:10:28.560	7	<b>1:39.955</b>	10:15:56.308
4	<b>1:39.199</b>	10:11:50.158	5	1:40.996	10:12:09.556	8	<b>1:39.191</b>	10:17:35.499
5	1:39.264	10:13:29.422	6	2:02.512	10:14:12.068	9	IN 2:00.931	10:19:36.430
6	<b>1:38.940</b>	10:15:08.362	7	IN 1:50.857	10:16:02.925	<b>Nº53 NAVARRO ESCUDERO RAUL</b>		
7	1:39.826	10:16:48.188	8	3:44.727	10:19:47.652	1	<b>1:39.632</b>	10:04:05.657
8	1:41.326	10:18:29.514	9	1:42.527	10:21:30.179	2	<b>1:39.033</b>	10:05:44.690
9	1:39.023	10:20:08.537	10	IN 3:45.764	10:25:15.943	3	1:39.832	10:07:24.522
10	1:59.570	10:22:08.107	<b>Nº34 BARRANCO DEL SAZ JAVIER</b>			4	<b>1:38.497</b>	10:09:03.019
11	1:47.180	10:23:55.287	1	<b>1:45.632</b>	10:05:37.539	5	IN 1:49.281	10:10:52.300
12	1:40.058	10:25:35.345	2	<b>1:43.591</b>	10:07:21.130	6	8:37.198	10:19:29.498
<b>Nº25 CHETRY MASSIMILIANO</b>			3	<b>1:43.457</b>	10:09:04.587	7	1:39.410	10:21:08.908
1	IN 2:46.812	10:05:27.882	4	1:43.506	10:10:48.093	8	1:38.925	10:22:47.833
2	<b>4:47.985</b>	10:10:15.867	5	IN 1:53.378	10:12:41.471	9	IN 1:48.946	10:24:36.779
3	<b>1:45.878</b>	10:12:01.745	6	2:59.516	10:15:40.987	<b>Nº55 MARCET ALVAREZ OMAR</b>		
4	IN 1:56.004	10:13:57.749	7	<b>1:43.274</b>	10:17:24.261	1	<b>1:48.314</b>	10:04:58.017
<b>Nº27 GARCIA NARROS JONATHAN</b>			8	1:43.332	10:19:07.593	2	<b>1:48.016</b>	10:06:46.033
1	<b>1:47.723</b>	10:07:27.862	9	1:44.637	10:20:52.230	3	<b>1:47.153</b>	10:08:33.186
2	<b>1:46.918</b>	10:09:14.780	10	IN 1:55.608	10:22:47.838	4	<b>1:46.375</b>	10:10:19.561
3	1:47.219	10:11:01.999	11	IN 3:42.362	10:26:30.200	5	1:46.623	10:12:06.184
4	<b>1:46.251</b>	10:12:48.250	<b>Nº44 AL MALKI NASSER HASSAN</b>			6	1:46.489	10:13:52.673
5	<b>1:45.858</b>	10:14:34.108	1	<b>1:44.479</b>	10:05:11.272	7	<b>1:45.847</b>	10:15:38.520
6	<b>1:45.055</b>	10:16:19.163	2	<b>1:42.861</b>	10:06:54.133	8	1:45.849	10:17:24.369
7	IN 1:52.087	10:18:11.250	3	<b>1:42.255</b>	10:08:36.388	9	1:46.192	10:19:10.561
<b>Nº28 BUJ VALVERDE VICTOR</b>			4	1:43.063	10:10:19.451	10	1:47.498	10:20:58.059
1	<b>1:46.470</b>	10:08:10.892	5	1:42.422	10:12:01.873	11	1:45.969	10:22:44.028
2	<b>1:45.927</b>	10:09:56.819	6	1:42.286	10:13:44.159	12	<b>1:45.352</b>	10:24:29.380
3	<b>1:45.583</b>	10:11:42.402	7	IN 1:47.362	10:15:31.521	13	1:45.503	10:26:14.883
4	<b>1:45.420</b>	10:13:27.822	8	3:07.724	10:18:39.245	<b>Nº86 HERNANDEZ PEREZ PATXI</b>		
5	<b>1:44.797</b>	10:15:12.619	9	IN 1:55.622	10:20:34.867	1	<b>1:43.630</b>	10:05:22.070
6	1:44.999	10:16:57.618	<b>Nº48 BASOMBA PUIG RAMON</b>			2	1:44.371	10:07:06.441
7	<b>1:44.771</b>	10:18:42.389	1	<b>1:47.713</b>	10:05:40.621	3	1:43.903	10:08:50.344
8	1:45.797	10:20:28.186	2	1:47.862	10:07:28.483	4	1:45.377	10:10:35.721
9	IN 1:55.945	10:22:24.131	3	<b>1:46.995</b>	10:09:15.478	5	IN 1:53.102	10:12:28.823
10	2:31.279	10:24:55.410	4	IN 1:50.272	10:11:05.750	6	6:23.113	10:18:51.936
11	1:46.655	10:26:42.065	5	2:08.740	10:13:14.490	7	1:45.142	10:20:37.078
<b>Nº31 DEL RIO FERNANDEZ JORDI</b>			6	<b>1:46.395</b>	10:15:00.885	8	1:46.446	10:22:23.524
1	<b>2:00.134</b>	10:18:57.532	7	1:47.498	10:16:48.383	9	IN 1:54.031	10:24:17.555
2	<b>1:53.175</b>	10:20:50.707	8	<b>1:46.068</b>	10:18:34.451	<b>Nº87 MARTOS VELASCO IVAN</b>		
3	<b>1:49.252</b>	10:22:39.959	9	IN 1:52.895	10:20:27.346	1	<b>1:43.318</b>	10:04:24.150
4	<b>1:48.358</b>	10:24:28.317	<b>Nº49 TORRAS MARTINEZ RAÜL</b>			2	<b>1:42.422</b>	10:06:06.572
5	<b>1:48.205</b>	10:26:16.522	1	<b>1:41.114</b>	10:04:30.822	3	<b>1:41.027</b>	10:07:47.599
<b>Nº33 PEREZ SANCHEZ JACOB</b>			2	<b>1:40.652</b>	10:06:11.474	4	IN 1:48.452	10:09:36.051
1	<b>1:41.256</b>	10:05:24.218	3	1:41.022	10:07:52.496	5	4:14.005	10:13:50.056
2	1:41.494	10:07:05.712	4	IN 1:50.567	10:09:43.063	6	IN 1:53.108	10:15:43.164
3	1:42.000	10:08:47.712	5	2:50.965	10:12:34.028	7	4:24.088	10:20:07.252
			6	1:42.325	10:14:16.353	8	1:48.155	10:21:55.407

# OPEN 600-1000

## Entrenos crono 2 (Q2)

### Análisis

Valor informativo. No Oficial

Vueltas	Tiempo por vuelta	Formato Día	Vueltas	Tiempo por vuelta	Formato Día
9	1:49.061	10:23:44.468	9	3:10.163	10:21:21.814
10	1:45.843	10:25:30.311	10	<b>1:40.904</b>	10:23:02.718
<b>Nº95 MARTORELL BAQUE ALBERT</b>			11	1:45.109	10:24:47.827
1	<b>1:48.425</b>	10:04:38.357	12	IN	10:26:45.275
2	<b>1:48.020</b>	10:06:26.377	<b>Nº164 MOLINA RODRIGUEZ CRISTIAN</b>		
3	<b>1:47.444</b>	10:08:13.821	1	<b>1:45.183</b>	10:08:08.470
4	<b>1:46.667</b>	10:10:00.488	2	<b>1:44.770</b>	10:09:53.240
5	<b>1:46.495</b>	10:11:46.983	3	<b>1:43.602</b>	10:11:36.842
6	1:49.699	10:13:36.682	4	<b>1:43.249</b>	10:13:20.091
7	1:49.884	10:15:26.566	5	<b>1:43.226</b>	10:15:03.317
8	1:49.598	10:17:16.164	6	1:44.432	10:16:47.749
9	1:48.742	10:19:04.906	7	<b>1:42.809</b>	10:18:30.558
10	IN	2:02.310	8	1:43.658	10:20:14.216
11	2:22.427	10:23:29.643	9	<b>1:42.346</b>	10:21:56.562
12	1:49.096	10:25:18.739	10	1:44.619	10:23:41.181
<b>Nº109 TORRENS CATALAN ORIOL</b>			11	1:43.687	10:25:24.868
1	<b>1:41.945</b>	10:05:48.422	<b>Nº119 JUARRANZ CHAMARRO MA CRISTINA</b>		
2	1:42.035	10:07:30.457	1	<b>1:48.127</b>	10:06:08.622
3	1:44.918	10:09:15.375	2	<b>1:46.662</b>	10:07:55.284
4	<b>1:41.845</b>	10:10:57.220	3	1:47.025	10:09:42.309
5	IN	1:51.598	4	<b>1:45.697</b>	10:11:28.006
6	4:32.293	10:17:21.111	5	IN	1:56.606
7	IN	1:49.040	6	4:08.203	10:17:32.815
8	2:37.203	10:21:47.354	7	<b>1:45.292</b>	10:19:18.107
9	1:43.727	10:23:31.081	8	<b>1:44.686</b>	10:21:02.793
10	1:43.691	10:25:14.772	9	<b>1:43.841</b>	10:22:46.634
<b>Nº124 DAHAN ACEITUNO SAID</b>			10	IN	1:56.931
1	<b>1:42.578</b>	10:04:30.475	<b>Nº119 JUARRANZ CHAMARRO MA CRISTINA</b>		
2	IN	1:47.891	1	<b>1:48.127</b>	10:06:08.622
3	3:15.548	10:09:33.914	2	<b>1:46.662</b>	10:07:55.284
4	<b>1:41.622</b>	10:11:15.536	3	1:47.025	10:09:42.309
5	1:41.709	10:12:57.245	4	<b>1:45.697</b>	10:11:28.006
6	1:43.611	10:14:40.856	5	IN	1:56.606
7	<b>1:41.505</b>	10:16:22.361	6	4:08.203	10:17:32.815
8	IN	1:49.290	7	<b>1:45.292</b>	10:19:18.107

Hora :

# Open 1000

## conjunta crono (cc) Resultados

Pos.	Nº	Nacionalidad	Q1	Q2	Tiempo	Dif.	Total
1	1	RUBIO GARCIA ALEJANDRO 	1:39.412	1:37.768	1:37.768		19
2	19	ESTEBAN GOMEZ ALEJANDRO 	1:41.478	1:37.921	1:37.921	0.153	12
3	6	MARTINEZ CABALLERO ROBERTO 	1:41.881	1:38.073	1:38.073	0.305	17
4	53	NAVARRO ESCUDERO RAUL 	1:39.493	1:38.497	1:38.497	0.729	14
5	24	RIBELLES LUQUE JOAN RAMON 	1:39.550	1:38.940	1:38.940	1.172	22
6	49	TORRAS MARTINEZ RAÛL 	1:42.777	1:39.191	1:39.191	1.423	19
7	23	NASARRE BELLIDO RUBEN 	1:39.488	1:39.249	1:39.249	1.481	16
8	8	VALLMANYA CUCURULL BENJAMIN 	1:40.175	1:40.157	1:40.157	2.389	9
9	4	SURINYAC BAULENES JORDI 	1:41.578	1:40.640	1:40.640	2.872	18
10	33	PEREZ SANCHEZ JACOB 	1:42.496	1:40.848	1:40.848	3.080	18
11	109	TORRENS CATALAN ORIOL 	1:42.976	1:41.845	1:41.845	4.077	19
12	34	BARRANCO DEL SAZ JAVIER 	1:45.379	1:43.274	1:43.274	5.506	15
13	119	JUARRANZ CHAMARRO MA CRISTINA 	1:47.290	1:43.841	1:43.841	6.073	14
14	27	GARCIA NARROS JONATHAN 	1:45.942	1:45.055	1:45.055	7.287	14
15	25	CHETRY MASSIMILIANO 	Sin Tiempo	1:45.878	1:45.878	8.110	4
16	21	ROSAL ABASCAL LUIS 	1:50.000	1:47.648	1:47.648	9.880	20
17	31	DEL RIO FERNANDEZ JORDI 	1:49.223	1:48.205	1:48.205	10.437	15
<b>No Clasificados</b>							
	39	TRIAS HORS DAVID 	Sin Tiempo	Sin Tiempo			

Hora :

# OPEN 1000

## Carrera (R) Parrilla de Salida

6	31	DEL RIO FERNANDEZ JORDI				
5	119	JUARRANZ CHAMARRO MA CRISTINA	27	GARCIA NARROS JONATHAN	21	ROSAL ABASCAL LUIS
4	33	PEREZ SANCHEZ JACOB	109	TORRENS CATALAN ORIOL	34	BARRANCO DEL SAZ JAVIER
3	23	NASARRE BELLIDO RUBEN	8	VALLMANYA CUCURULL BENJAMIN	4	SURINYAC BAULENES JORDI
2	53	NAVARRO ESCUDERO RAUL	24	RIBELLES LUQUE JOAN RAMON	49	TORRAS MARTINEZ RAÛL
1	1	RUBIO GARCIA ALEJANDRO	19	ESTEBAN GOMEZ ALEJANDRO	6	MARTINEZ CABALLERO ROBERTO

POLE POSITION



Salida : 19/03 - 15:05 15 Total = 56,025 Km

Hora :

Campeonato del Mediterraneo velocidad 16/03/2017

Página 1 / 1

Impreso : 19/03/2017 - 15:54

Apex Timing 

# OPEN 1000

## Carrera (R) Resultados

Pos.	Nº	acionalidat	Total	Dif.	Interv.	M. Vuelta	Marca	Tiempo	Club	
1	1	RUBIO GARCIA ALEJANDRO	ESP	15			1:38.147	YAMAHA	24:42.968	Mc Palau
2	6	MARTINEZ CABALLERO ROBERTO	ESP	15	0.289	0.289	1:37.958	KAWASAKI	24:43.257	C.E.C. Alcarràs
3	19	ESTEBAN GOMEZ ALEJANDRO	ESP	15	9.596	9.307	1:38.614	SIN MARCA	24:52.564	CE Pm Vilassar Dalt
4	53	NAVARRO ESCUDERO RAUL	ESP	15	9.953	0.357	1:38.859	YAMAHA	24:52.921	C.E.C. Alcarràs
5	23	NASARRE BELLIDO RUBEN	ESP	15	17.090	7.137	1:39.226	YAMAHA	25:00.058	C.E.C. Alcarràs
6	49	TORRAS MARTINEZ RAÛL	ESP	15	29.757	12.667	1:39.715	YAMAHA	25:12.725	Esc. Osona
7	33	PEREZ SANCHEZ JACOB	ESP	15	41.133	11.376	1:40.893	KAWASAKI	25:24.101	C.E.C. Alcarràs
8	109	TORRENS CATALAN ORIOL	ESP	15	43.515	2.382	1:40.506	SUZUKI	25:26.483	Em Castellbisbal
9	4	SURINYAC BAULENES JORDI	ESP	15	49.291	5.776	1:41.088	SUZUKI	25:32.259	P.M.B.
10	34	BARRANCO DEL SAZ JAVIER	ESP	15	1:16.825	27.534	1:42.991	BMW	25:59.793	Lorenzo Comp. GU
11	27	GARCIA NARROS JONATHAN	ESP	15	1:34.610	17.785	1:43.857	YAMAHA	26:17.578	MC Gas a la Burra
12	119	JUARRANZ CHAMARRO MA CRISTIN	ESP	14	1 Vuelta	1 Vuelta	1:44.139	BMW	24:43.652	Circuito Albacete
13	21	ROSAL ABASCAL LUIS	ESP	14	1 Vuelta	14.667	1:45.744	YAMAHA	24:58.319	C.E.C. Alcarràs
14	31	DEL RIO FERNANDEZ JORDI	ESP	14	1 Vuelta	2.733	1:45.820	SIN MARCA	25:01.052	Mc Manresa
<b>No Clasificados</b>										
	8	VALLMANYA CUCURULL BENJAMIN	ESP		Retirado		1:39.924	BMW	21:56.452	C.E.C. Alcarràs
	24	RIBELLES LUQUE JOAN RAMON	ESP		Retirado			KAWASAKI	2:38.292	C.E.C. Alcarràs

Lider : Nº1 RUBIO GARCIA ALEJANDRO (1-15)

Tiempo Inicio : 19/03 - 15:12:23

M. Vuelta : Nº6 MARTINEZ CABALLERO ROBERTO 1:37.958 137,26 Km/h

Meteo : Soleado Aire : 19°C Pista : Seco

Hora :

# OPEN 1000

## Carrera (R) Análisis

Vueltas	Tiempo por vuelta	Formato Día	Vueltas	Tiempo por vuelta	Formato Día	Vueltas	Tiempo por vuelta	Formato Día
<b>N°1 RUBIO GARCIA ALEJANDRO</b>			14	1:37.993	14:35:27.003	14	1:45.983	14:37:20.874
1		14:14:03.145	15	1:38.809	14:37:05.812	<b>N°23 NASARRE BELLIDO RUBEN</b>		
2	<b>1:38.705</b>	14:15:41.850	<b>N°8 VALLMANYA CUCURULL BENJAMIN</b>			1		14:14:07.346
3	<b>1:38.524</b>	14:17:20.374	1		14:14:05.592	2	<b>1:40.411</b>	14:15:47.757
4	<b>1:38.147</b>	14:18:58.521	2	<b>1:39.924</b>	14:15:45.516	3	1:40.622	14:17:28.379
5	1:38.363	14:20:36.884	3	1:40.900	14:17:26.416	4	<b>1:39.272</b>	14:19:07.651
6	1:38.633	14:22:15.517	4	1:40.969	14:19:07.385	5	1:39.776	14:20:47.427
7	1:38.964	14:23:54.481	5	1:41.310	14:20:48.695	6	1:39.443	14:22:26.870
8	1:38.878	14:25:33.359	6	1:40.487	14:22:29.182	7	1:39.741	14:24:06.611
9	1:38.487	14:27:11.846	7	1:40.915	14:24:10.097	8	1:39.513	14:25:46.124
10	1:38.799	14:28:50.645	8	1:41.266	14:25:51.363	9	1:39.614	14:27:25.738
11	1:38.999	14:30:29.644	9	1:41.284	14:27:32.647	10	<b>1:39.252</b>	14:29:04.990
12	1:38.895	14:32:08.539	10	1:41.563	14:29:14.210	11	1:39.581	14:30:44.571
13	1:39.510	14:33:48.049	11	1:41.639	14:30:55.849	12	1:39.661	14:32:24.232
14	1:38.747	14:35:26.796	12	1:41.542	14:32:37.391	13	1:39.473	14:34:03.705
15	1:38.727	14:37:05.523	13	1:41.616	14:34:19.007	14	<b>1:39.226</b>	14:35:42.931
<b>N°4 SURINYAC BAULENES JORDI</b>			<b>N°19 ESTEBAN GOMEZ ALEJANDRO</b>			15	1:39.682	14:37:22.613
1		14:14:08.442	1		14:14:03.740	<b>N°24 RIBELLES LUQUE JOAN RAMON</b>		
2	<b>1:42.272</b>	14:15:50.714	2	<b>1:40.024</b>	14:15:43.764	1	IN	14:15:00.847
3	<b>1:41.732</b>	14:17:32.446	3	<b>1:39.627</b>	14:17:23.391	<b>N°27 GARCIA NARROS JONATHAN</b>		
4	1:42.058	14:19:14.504	4	<b>1:39.454</b>	14:19:02.845	1		14:14:12.034
5	<b>1:41.130</b>	14:20:55.634	5	<b>1:39.280</b>	14:20:42.125	2	<b>1:46.055</b>	14:15:58.089
6	<b>1:41.088</b>	14:22:36.722	6	1:39.416	14:22:21.541	3	<b>1:45.157</b>	14:17:43.246
7	1:41.185	14:24:17.907	7	1:39.543	14:24:01.084	4	1:45.903	14:19:29.149
8	1:42.272	14:26:00.179	8	<b>1:39.044</b>	14:25:40.128	5	1:45.256	14:21:14.405
9	1:41.551	14:27:41.730	9	<b>1:38.866</b>	14:27:18.994	6	1:45.380	14:22:59.785
10	1:41.514	14:29:23.244	10	<b>1:38.836</b>	14:28:57.830	7	<b>1:44.397</b>	14:24:44.182
11	1:41.892	14:31:05.136	11	<b>1:38.614</b>	14:30:36.444	8	<b>1:44.309</b>	14:26:28.491
12	1:41.982	14:32:47.118	12	1:39.716	14:32:16.160	9	<b>1:44.264</b>	14:28:12.755
13	1:42.125	14:34:29.243	13	1:39.763	14:33:55.923	10	1:44.321	14:29:57.076
14	1:42.350	14:36:11.593	14	1:39.484	14:35:35.407	11	1:44.304	14:31:41.380
15	1:43.221	14:37:54.814	15	1:39.712	14:37:15.119	12	<b>1:43.866</b>	14:33:25.246
<b>N°6 MARTINEZ CABALLERO ROBERTO</b>			<b>N°21 ROSAL ABASCAL LUIS</b>			13	<b>1:43.857</b>	14:35:09.103
1		14:14:06.466	1		14:14:15.820	14	1:44.718	14:36:53.821
2	<b>1:39.426</b>	14:15:45.892	2	<b>1:47.606</b>	14:16:03.426	15	1:46.312	14:38:40.133
3	<b>1:38.202</b>	14:17:24.094	3	<b>1:46.708</b>	14:17:50.134	<b>N°31 DEL RIO FERNANDEZ JORDI</b>		
4	1:38.808	14:19:02.902	4	<b>1:46.413</b>	14:19:36.547	1		14:14:14.351
5	<b>1:37.958</b>	14:20:40.860	5	<b>1:45.744</b>	14:21:22.291	2	<b>1:47.605</b>	14:16:01.956
6	1:38.647	14:22:19.507	6	1:46.155	14:23:08.446	3	<b>1:46.608</b>	14:17:48.564
7	1:38.611	14:23:58.118	7	1:47.077	14:24:55.523	4	1:46.663	14:19:35.227
8	1:38.471	14:25:36.589	8	1:47.141	14:26:42.664	5	<b>1:46.155</b>	14:21:21.382
9	1:38.838	14:27:15.427	9	1:46.652	14:28:29.316	6	1:46.944	14:23:08.326
10	1:38.396	14:28:53.823	10	1:46.031	14:30:15.347	7	1:47.835	14:24:56.161
11	1:38.471	14:30:32.294	11	1:46.635	14:32:01.982	8	1:47.127	14:26:43.288
12	1:38.302	14:32:10.596	12	1:47.030	14:33:49.012	9	1:46.865	14:28:30.153
13	1:38.414	14:33:49.010	13	1:45.879	14:35:34.891	10	<b>1:45.820</b>	14:30:15.973

# OPEN 1000

## Carrera (R) Análisis

Vueltas	Tiempo por vuelta	Formato Día
11	1:46.299	14:32:02.272
12	1:47.613	14:33:49.885
13	1:46.193	14:35:36.078
14	1:47.529	14:37:23.607

### Nº33 PEREZ SANCHEZ JACOB

1		14:14:07.038
2	<b>1:40.893</b>	14:15:47.931
3	1:41.124	14:17:29.055
4	1:40.992	14:19:10.047
5	1:41.209	14:20:51.256
6	1:41.827	14:22:33.083
7	1:41.758	14:24:14.841
8	1:41.969	14:25:56.810
9	1:41.458	14:27:38.268
10	1:42.098	14:29:20.366
11	1:41.481	14:31:01.847
12	1:40.975	14:32:42.822
13	1:40.927	14:34:23.749
14	1:41.346	14:36:05.095
15	1:41.561	14:37:46.656

### Nº34 BARRANCO DEL SAZ JAVIER

1		14:14:11.929
2	<b>1:43.811</b>	14:15:55.740
3	<b>1:43.751</b>	14:17:39.491
4	<b>1:43.387</b>	14:19:22.878
5	1:43.480	14:21:06.358
6	1:43.721	14:22:50.079
7	<b>1:43.258</b>	14:24:33.337
8	<b>1:42.991</b>	14:26:16.328
9	1:43.313	14:27:59.641
10	1:43.128	14:29:42.769
11	1:43.614	14:31:26.383
12	1:43.372	14:33:09.755
13	1:43.950	14:34:53.705
14	1:44.247	14:36:37.952
15	1:44.396	14:38:22.348

### Nº49 TORRAS MARTINEZ RAÜL

1		14:14:06.255
2	<b>1:41.317</b>	14:15:47.572
3	1:41.757	14:17:29.329
4	<b>1:40.883</b>	14:19:10.212
5	1:41.324	14:20:51.536
6	<b>1:40.658</b>	14:22:32.194
7	<b>1:40.432</b>	14:24:12.626
8	<b>1:39.846</b>	14:25:52.472
9	1:41.067	14:27:33.539

Vueltas	Tiempo por vuelta	Formato Día
10	1:40.895	14:29:14.434
11	<b>1:39.725</b>	14:30:54.159
12	<b>1:39.715</b>	14:32:33.874
13	1:39.752	14:34:13.626
14	1:40.951	14:35:54.577
15	1:40.703	14:37:35.280

### Nº53 NAVARRO ESCUDERO RAUL

1		14:14:04.012
2	<b>1:39.238</b>	14:15:43.250
3	<b>1:38.859</b>	14:17:22.109
4	1:39.118	14:19:01.227
5	1:39.581	14:20:40.808
6	1:39.556	14:22:20.364
7	1:39.108	14:23:59.472
8	1:39.084	14:25:38.556
9	1:39.196	14:27:17.752
10	1:39.065	14:28:56.817
11	1:39.506	14:30:36.323
12	1:39.639	14:32:15.962
13	1:39.706	14:33:55.668
14	1:40.473	14:35:36.141
15	1:39.335	14:37:15.476

### Nº109 TORRENS CATALAN ORIOL

1		14:14:09.181
2	<b>1:41.913</b>	14:15:51.094
3	1:41.949	14:17:33.043
4	<b>1:41.640</b>	14:19:14.683
5	<b>1:41.349</b>	14:20:56.032
6	<b>1:41.190</b>	14:22:37.222
7	<b>1:40.759</b>	14:24:17.981
8	1:40.939	14:25:58.920
9	1:41.241	14:27:40.161
10	1:41.467	14:29:21.628
11	1:41.083	14:31:02.711
12	<b>1:40.506</b>	14:32:43.217
13	1:41.598	14:34:24.815
14	1:42.059	14:36:06.874
15	1:42.164	14:37:49.038

### Nº119 JUARRANZ CHAMARRO MA CRISTINA

1		14:14:15.321
2	<b>1:47.579</b>	14:16:02.900
3	<b>1:46.405</b>	14:17:49.305
4	<b>1:46.273</b>	14:19:35.578
5	<b>1:46.190</b>	14:21:21.768
6	<b>1:45.185</b>	14:23:06.953
7	<b>1:44.982</b>	14:24:51.935

Hora :



# OPEN 1000

## Carrera (R) Vuelta a vuelta

Valor informativo. No Oficial

	1	2	3	4	5	6	7	8	9	10	11	12	13	14	15	16
Parilla	<del>X</del>	<del>19</del>	<del>53</del>	<del>53</del>	<del>24</del>	<del>49</del>	<del>23</del>	<del>33</del>	<del>X</del>	<del>X</del>	<del>109</del>	<del>34</del>	<del>119</del>	<del>27</del>	<del>21</del>	<del>31</del>
Salida																
Vuelta 1 Intervalo	1	19 0.5	53 0.2	8 1.5	49 0.6	6 0.2	33 0.5	23 0.3	4 1.0	109 0.7	34 2.7	27 0.1	31 2.3	119 0.9	21 0.4	<del>31</del> 45.0
Vuelta 2	1	53 1.4	19 0.5	8 1.7	6 0.3	49 1.6	23 0.1	33 0.1	4 2.7	109 0.3	34 4.6	27 2.3	31 3.8	119 0.9	21 0.5	
Vuelta 3	1	53 1.7	19 1.2	6 0.7	8 2.3	23 1.9	33 0.6	49 0.2	4 3.1	109 0.5	34 6.4	27 3.7	31 5.3	119 0.7	21 0.8	
Vuelta 4	1	53 2.7	19 1.6	6 0.0	8 4.4	23 0.2	33 2.3	49 0.1	4 4.2	109 0.1	34 8.1	27 6.2	31 6.0	119 0.3	21 0.9	
Vuelta 5	1	53 3.9	6 0.0	19 1.2	23 5.3	8 1.2	33 2.5	49 0.2	4 4.0	109 0.3	34 10.3	27 8.0	31 6.9	119 0.3	21 0.5	
Vuelta 6	1	6 3.9	53 0.8	19 1.1	23 5.3	8 2.3	49 3.0	33 0.8	4 3.6	109 0.5	34 12.8	27 9.7	119 7.1	31 1.3	21 0.1	
Vuelta 7	1	6 3.6	53 1.3	19 1.6	23 5.5	8 3.4	49 2.5	33 2.2	4 3.0	109 0.0	34 15.3	27 10.8	119 7.7	21 3.5	31 0.6	
Vuelta 8	1	6 3.2	53 1.9	19 1.5	23 5.9	8 5.2	49 1.1	33 4.3	109 2.1	4 1.2	34 16.1	27 12.1	119 8.7	21 5.4	31 0.6	
Vuelta 9	1	6 3.5	53 2.3	19 1.2	23 6.7	8 6.9	49 0.8	33 4.7	109 1.8	4 1.5	34 17.9	27 13.1	119 9.2	21 7.2	31 0.8	
Vuelta 10	1	6 3.1	53 2.9	19 1.0	23 7.1	8 9.2	49 0.2	33 5.9	109 1.2	4 1.6	34 19.5	27 14.3	119 9.7	21 8.4	31 0.6	
Vuelta 11	1	6 2.6	53 4.0	19 0.1	23 8.1	49 9.5	8 1.6	33 5.9	109 0.8	4 2.4	34 21.2	27 14.9	119 10.1	21 10.4	31 0.2	
Vuelta 12	1	6 2.0	53 5.3	19 0.1	23 8.0	49 9.6	8 3.5	33 5.4	109 0.3	4 3.9	34 22.6	27 15.4	119 10.7	21 13.0	31 0.8	
Vuelta 13	1	6 0.9	53 6.6	19 0.2	23 7.7	49 9.9	<del>X</del> 5.3	33 4.7	109 1.0	4 4.4	34 24.4	27 15.3	119 10.9	21 14.7	31 1.1	
Vuelta 14	1	6 0.2	19 8.4	53 0.7	23 6.7	49 11.6	33 10.5	109 1.7	4 4.7	34 26.3	27 15.8	<del>119</del> 12.3	<del>21</del> 14.6	<del>31</del> 2.7		
Vuelta 15	1	6 0.2	19 9.3	53 0.3	23 7.1	49 12.6	33 11.3	109 2.3	4 5.7	34 27.5	27 17.7					

Hora :

# OPEN 600-1000

## Entrenos crono 1 (Q1) Resultados

Pos.	Nº	Nacionalidad	Tiempo	Dif.	Total	Tiempo Club
<b>Open 1000</b>						
1	1	RUBIO GARCIA ALEJANDRO	1:39.412		10	25:56.828 Mc Palau
2	23	NASARRE BELLIDO RUBEN	1:39.488	0.076	7	24:11.836 C.E.C. Alcañoràs
3	53	NAVARRO ESCUDERO RAUL	1:39.493	0.081	5	11:03.493 C.E.C. Alcañoràs
4	24	RIBELLES LUQUE JOAN RAMON	1:39.550	0.138	10	22:38.387 C.E.C. Alcañoràs
5	8	VALLMANYA CUCURULL BENJAMIN	1:40.175	0.763	5	13:06.278 C.E.C. Alcañoràs
6	19	ESTEBAN GOMEZ ALEJANDRO	1:41.478	2.066	4	11:38.290 CE Pm Vilassar Dalt
7	4	SURINYAC BAULENES JORDI	1:41.578	2.166	11	23:53.860 P.M.B.
8	6	MARTINEZ CABALLERO ROBERTO	1:41.881	2.469	5	24:10.817 C.E.C. Alcañoràs
9	33	PEREZ SANCHEZ JACOB	1:42.496	3.084	8	19:06.198 C.E.C. Alcañoràs
10	49	TORRAS MARTINEZ RAÛL	1:42.777	3.365	10	22:36.948 Esc. Osona
11	109	TORRENS CATALAN ORIOL	1:42.976	3.564	9	23:21.692 Em Castellbisbal
12	34	BARRANCO DEL SAZ JAVIER	1:45.379	5.967	4	15:37.433 Lorenzo Comp. GU
13	27	GARCIA NARROS JONATHAN	1:45.942	6.530	7	17:09.228 MC Gas a la Burra
14	119	JUARRANZ CHAMARRO MA CRISTINA	1:47.290	7.878	4	18:05.073 Circuito Albacete
15	31	DEL RIO FERNANDEZ JORDI	1:49.223	9.811	10	25:47.387 Mc Manresa
16	21	ROSAL ABASCAL LUIS	1:50.000	10.588	8	25:30.816 C.E.C. Alcañoràs
<b>No Clasificados</b>						
	25	CHETRY MASSIMILIANO	Sin Tiempo			6:45.359 MC 3 Turons
	39	TRIAS HORS DAVID	Sin Tiempo			C.E.C. Alcañoràs

<b>Open 600</b>						
1	86	HERNANDEZ PEREZ PATXI	1:41.634		11	25:02.885 Mc. Ayete
2	5	MARTIN ALVAREZ OSCAR	1:41.660	0.026	12	25:05.294 MotoDes
3	17	SERRA COLL DAVID	1:43.342	1.708	8	19:40.953 Esc.Cop de Gas
4	164	MOLINA RODRIGUEZ CRISTIAN	1:43.432	1.798	9	25:48.915 C.E.C. Alcañoràs
5	44	AL MALKI NASSER HASSAN	1:43.843	2.209	10	23:23.127 P.M.B.
6	124	DAHAN ACEITUNO SAID	1:44.311	2.677	9	20:13.367 Mc. Polea SX
7	55	MARCET ALVAREZ OMAR	1:45.802	4.168	13	26:40.472 MC Circuit Móra
8	28	BUJ VALVERDE VICTOR	1:45.923	4.289	13	26:18.541 C.E.C. Alcañoràs
9	22	FERNANDEZ SANCHEZ OSCAR	1:46.077	4.443	2	15:35.155 S-MCYL
10	16	GUIRAO LOPEZ CARLOS	1:46.419	4.785	8	24:07.184 Mc Manresa
11	87	MARTOS VELASCO IVAN	1:47.182	5.548	3	8:03.784 Mc Costa Brava
12	48	BASOMBA PUIG RAMON	1:47.351	5.717	8	21:02.485 Mc. Riuprimer Gas i
13	13	BUJ VALVERDE RAMON	1:47.819	6.185	10	26:28.908 C.E.C. Alcañoràs
14	11	SANDOVAL EVA	1:57.247	15.613	11	25:50.409 C.E.C. Alcañoràs
<b>No Clasificados</b>						
	95	MARTORELL BAQUE ALBERT	Sin Tiempo			3:04.601 C.E.C. Alcañoràs

Tiempo Inicio : 19/03 - 09:30:05

M. Vuelta : N°86 HERNANDEZ PEREZ PATXI 1:41.634 132,29 Km/h

Meteo : Soleado Aire : 13°C Pista : Seco

Hora :

# OPEN 600-1000

## Entrenos crono 1 (Q1)

### Análisis

Valor informativo. No Oficial

Vueltas	Tiempo por vuelta	Formato Día	Vueltas	Tiempo por vuelta	Formato Día	Vueltas	Tiempo por vuelta	Formato Día		
<b>N°1 RUBIO GARCIA ALEJANDRO</b>			3	<b>1:40.175</b>	8:39:41.245	<b>N°19 ESTEBAN GOMEZ ALEJANDRO</b>				
1	1:44.375	8:35:19.009	4	1:40.436	8:41:21.681	1	1:43.734	8:36:26.482		
2	1:41.169	8:37:00.178	5	IN	1:49.100	8:43:10.781	2	1:41.885	8:38:08.367	
3	1:40.828	8:38:41.006	<b>N°11 SANDOVAL EVA</b>			3	<b>1:41.478</b>	8:39:49.845		
4	1:40.143	8:40:21.149	1	1:59.487	8:36:17.726	4	IN	1:52.948	8:41:42.793	
5	1:40.046	8:42:01.195	2	<b>1:57.247</b>	8:38:14.973	<b>N°21 ROSAL ABASCAL LUIS</b>				
6	IN	1:47.325	3	1:57.664	8:40:12.637	1	1:52.679	8:35:37.065		
7	7:13.269	8:51:01.789	4	1:57.659	8:42:10.296	2	IN	1:51.410	8:37:28.475	
8	1:40.387	8:52:42.176	5	1:57.766	8:44:08.062	3	4:40.475	8:42:08.950		
9	<b>1:39.412</b>	8:54:21.588	6	1:57.408	8:46:05.470	4	<b>1:50.000</b>	8:43:58.950		
10	1:39.743	8:56:01.331	7	1:58.032	8:48:03.502	5	1:51.315	8:45:50.265		
<b>N°4 SURINYAC BAULENES JORDI</b>			8	1:57.553	8:50:01.055	6	1:50.321	8:47:40.586		
1	1:46.031	8:36:36.706	9	1:57.381	8:51:58.436	7	IN	1:54.720	8:49:35.306	
2	1:43.752	8:38:20.458	10	1:57.736	8:53:56.172	8	6:00.013	8:55:35.319		
3	1:45.010	8:40:05.468	11	1:58.740	8:55:54.912	<b>N°22 FERNANDEZ SANCHEZ OSCAR</b>				
4	1:42.248	8:41:47.716	<b>N°13 BUJ VALVERDE RAMON</b>			1	<b>1:46.077</b>	8:43:41.963		
5	1:41.961	8:43:29.677	1	1:50.795	8:35:00.701	2	IN	1:57.695	8:45:39.658	
6	1:44.811	8:45:14.488	2	1:48.172	8:36:48.873	<b>N°23 NASARRE BELLIDO RUBEN</b>				
7	1:43.264	8:46:57.752	3	1:48.969	8:38:37.842	1	1:41.484	8:39:26.913		
8	1:41.616	8:48:39.368	4	1:48.192	8:40:26.034	2	1:40.530	8:41:07.443		
9	<b>1:41.578</b>	8:50:20.946	5	1:48.227	8:42:14.261	3	1:40.393	8:42:47.836		
10	1:41.807	8:52:02.753	6	IN	2:00.426	8:44:14.687	4	IN	1:50.096	8:44:37.932
11	IN	1:55.610	7	6:54.290	8:51:08.977	5	6:19.013	8:50:56.945		
<b>N°5 MARTIN ALVAREZ OSCAR</b>			8	1:48.452	8:52:57.429	6	1:39.906	8:52:36.851		
1	1:46.110	8:35:00.653	9	<b>1:47.819</b>	8:54:45.248	7	<b>1:39.488</b>	8:54:16.339		
2	1:45.373	8:36:46.026	10	1:48.163	8:56:33.411	<b>N°24 RIBELLES LUQUE JOAN RAMON</b>				
3	1:42.850	8:38:28.876	<b>N°16 GUIRAO LOPEZ CARLOS</b>			1	1:41.355	8:35:03.391		
4	1:43.494	8:40:12.370	1	1:51.682	8:37:16.046	2	1:43.705	8:36:47.096		
5	IN	1:54.922	2	1:51.286	8:39:07.332	3	IN	1:48.960	8:38:36.056	
6	2:48.142	8:44:55.434	3	1:49.739	8:40:57.071	4	3:48.777	8:42:24.833		
7	1:44.027	8:46:39.461	4	1:49.911	8:42:46.982	5	1:40.394	8:44:05.227		
8	1:42.741	8:48:22.202	5	IN	1:53.288	8:44:40.270	6	1:40.082	8:45:45.309	
9	1:41.682	8:50:03.884	6	5:56.508	8:50:36.778	7	1:50.946	8:47:36.255		
10	1:41.781	8:51:45.665	7	1:48.490	8:52:25.268	8	<b>1:39.550</b>	8:49:15.805		
11	<b>1:41.660</b>	8:53:27.325	8	<b>1:46.419</b>	8:54:11.687	9	1:41.795	8:50:57.600		
12	1:42.472	8:55:09.797	<b>N°17 SERRA COLL DAVID</b>			10	IN	1:45.290	8:52:42.890	
<b>N°6 MARTINEZ CABALLERO ROBERTO</b>			1	1:46.680	8:35:10.846	<b>N°25 CHETRY MASSIMILIANO</b>				
1	1:45.655	8:47:05.284	2	1:44.087	8:36:54.933	1	IN	2:16.897	8:36:49.862	
2	<b>1:41.881</b>	8:48:47.165	3	<b>1:43.342</b>	8:38:38.275	<b>N°27 GARCIA NARROS JONATHAN</b>				
3	1:41.903	8:50:29.068	4	1:44.157	8:40:22.432	1	1:51.796	8:36:16.365		
4	1:41.994	8:52:11.062	5	IN	1:50.017	8:42:12.449	2	1:50.820	8:38:07.185	
5	IN	2:04.258	6	3:58.352	8:46:10.801	3	1:48.639	8:39:55.824		
<b>N°8 VALLMANYA CUCURULL BENJAMIN</b>			7	1:44.825	8:47:55.626	4	1:47.129	8:41:42.953		
1	1:41.464	8:36:17.568	8	IN	1:49.830	8:49:45.456	5	<b>1:45.942</b>	8:43:28.895	
2	1:43.502	8:38:01.070				6	1:46.883	8:45:15.778		

# OPEN 600-1000

## Entrenos crono 1 (Q1)

### Análisis

Valor informativo. No Oficial

Vueltas	Tiempo por vuelta	Formato Día	Vueltas	Tiempo por vuelta	Formato Día	Vueltas	Tiempo por vuelta	Formato Día
7	IN 1:57.953	8:47:13.731	5	<b>1:44.843</b>	8:44:37.465	<b>Nº86 HERNANDEZ PEREZ PATXI</b>		
<b>Nº28 BUJ VALVERDE VICTOR</b>			6	1:46.819	8:46:24.284	1	<b>1:46.220</b>	8:35:36.272
1	<b>1:48.044</b>	8:34:44.189	7	<b>1:44.108</b>	8:48:08.392	2	1:46.366	8:37:22.638
2	1:48.625	8:36:32.814	8	1:44.476	8:49:52.868	3	<b>1:43.946</b>	8:39:06.584
3	<b>1:47.669</b>	8:38:20.483	9	<b>1:43.843</b>	8:51:36.711	4	1:44.821	8:40:51.405
4	1:49.284	8:40:09.767	10	IN 1:50.919	8:53:27.630	5	IN 1:48.160	8:42:39.565
5	1:49.600	8:41:59.367	<b>Nº48 BASOMBA PUIG RAMON</b>			6	3:48.890	8:46:28.455
6	1:48.054	8:43:47.421	1	<b>1:54.737</b>	8:36:14.809	7	<b>1:41.634</b>	8:48:10.089
7	1:47.935	8:45:35.356	2	IN 1:57.078	8:38:11.887	8	1:43.057	8:49:53.146
8	1:47.831	8:47:23.187	3	3:47.058	8:41:58.945	9	1:43.006	8:51:36.152
9	<b>1:46.690</b>	8:49:09.877	4	<b>1:48.242</b>	8:43:47.187	10	1:43.125	8:53:19.277
10	1:47.245	8:50:57.122	5	1:48.471	8:45:35.658	11	IN 1:48.111	8:55:07.388
11	<b>1:45.923</b>	8:52:43.045	6	<b>1:48.063</b>	8:47:23.721	<b>Nº87 MARTOS VELASCO IVAN</b>		
12	1:51.129	8:54:34.174	7	<b>1:47.351</b>	8:49:11.072	1	<b>1:47.182</b>	8:34:22.313
13	1:48.870	8:56:23.044	8	IN 1:55.916	8:51:06.988	2	1:52.588	8:36:14.901
<b>Nº31 DEL RIO FERNANDEZ JORDI</b>			<b>Nº49 TORRAS MARTINEZ RAÜL</b>			3	IN 1:53.386	8:38:08.287
1	<b>1:52.059</b>	8:37:14.817	1	<b>1:45.676</b>	8:34:39.320	<b>Nº109 TORRENS CATALAN ORIOL</b>		
2	<b>1:51.578</b>	8:39:06.395	2	1:48.036	8:36:27.356	1	<b>1:44.364</b>	8:37:07.085
3	<b>1:50.118</b>	8:40:56.513	3	<b>1:44.170</b>	8:38:11.526	2	<b>1:43.036</b>	8:38:50.121
4	<b>1:49.675</b>	8:42:46.188	4	1:44.227	8:39:55.753	3	IN 1:58.786	8:40:48.907
5	<b>1:49.223</b>	8:44:35.411	5	<b>1:42.845</b>	8:41:38.598	4	3:50.213	8:44:39.120
6	IN 1:50.188	8:46:25.599	6	IN 1:53.566	8:43:32.164	5	1:44.072	8:46:23.192
7	3:56.772	8:50:22.371	7	3:44.211	8:47:16.375	6	1:43.287	8:48:06.479
8	1:49.316	8:52:11.687	8	1:43.381	8:48:59.756	7	<b>1:42.976</b>	8:49:49.455
9	1:49.675	8:54:01.362	9	<b>1:42.777</b>	8:50:42.533	8	1:45.489	8:51:34.944
10	1:50.528	8:55:51.890	10	IN 1:58.918	8:52:41.451	9	IN 1:51.251	8:53:26.195
<b>Nº33 PEREZ SANCHEZ JACOB</b>			<b>Nº53 NAVARRO ESCUDERO RAUL</b>			<b>Nº119 JUARRANZ CHAMARRO MA CRISTINA</b>		
1	<b>1:51.525</b>	8:36:30.512	1	<b>1:41.342</b>	8:34:16.198	1	<b>1:48.905</b>	8:42:35.404
2	<b>1:44.427</b>	8:38:14.939	2	<b>1:40.053</b>	8:35:56.251	2	<b>1:47.628</b>	8:44:23.032
3	<b>1:43.491</b>	8:39:58.430	3	<b>1:39.493</b>	8:37:35.744	3	<b>1:47.290</b>	8:46:10.322
4	1:44.630	8:41:43.060	4	1:40.021	8:39:15.765	4	IN 1:59.254	8:48:09.576
5	<b>1:42.496</b>	8:43:25.556	5	IN 1:52.231	8:41:07.996	<b>Nº124 DAHAN ACEITUNO SAID</b>		
6	1:42.709	8:45:08.265	<b>Nº55 MARCET ALVAREZ OMAR</b>			1	<b>1:49.408</b>	8:34:58.254
7	1:42.965	8:46:51.230	1	<b>1:51.781</b>	8:35:18.041	2	<b>1:48.334</b>	8:36:46.588
8	IN 2:19.471	8:49:10.701	2	<b>1:49.131</b>	8:37:07.172	3	<b>1:46.111</b>	8:38:32.699
<b>Nº34 BARRANCO DEL SAZ JAVIER</b>			3	1:49.286	8:38:56.458	4	IN 1:49.744	8:40:22.443
1	<b>1:48.036</b>	8:40:06.727	4	<b>1:48.538</b>	8:40:44.996	5	2:50.210	8:43:12.653
2	1:48.636	8:41:55.363	5	<b>1:47.647</b>	8:42:32.643	6	<b>1:44.605</b>	8:44:57.258
3	<b>1:45.379</b>	8:43:40.742	6	<b>1:47.268</b>	8:44:19.911	7	<b>1:44.311</b>	8:46:41.569
4	IN 2:01.194	8:45:41.936	7	<b>1:46.667</b>	8:46:06.578	8	1:45.261	8:48:26.830
<b>Nº44 AL MALKI NASSER HASSAN</b>			8	1:47.914	8:47:54.492	9	IN 1:51.040	8:50:17.870
1	<b>1:50.761</b>	8:37:33.467	9	<b>1:46.150</b>	8:49:40.642	<b>Nº164 MOLINA RODRIGUEZ CRISTIAN</b>		
2	<b>1:47.728</b>	8:39:21.195	10	1:46.660	8:51:27.302	1	<b>1:51.122</b>	8:39:56.688
3	<b>1:46.223</b>	8:41:07.418	11	<b>1:46.020</b>	8:53:13.322	2	<b>1:46.917</b>	8:41:43.605
4	<b>1:45.204</b>	8:42:52.622	12	<b>1:45.802</b>	8:54:59.124	3	<b>1:46.622</b>	8:43:30.227
			13	1:45.851	8:56:44.975			

# OPEN 600-1000

## Entrenos crono 1 (Q1) Análisis

Valor informativo. No Oficial

Vueltas	Tiempo por vuelta	Formato Día
4 IN	1:49.652	8:45:19.879
5	3:36.243	8:48:56.122
6	<b>1:44.063</b>	8:50:40.185
7	1:44.085	8:52:24.270
8	<b>1:43.432</b>	8:54:07.702
9	1:45.716	8:55:53.418

Hora :

# OPEN 600-1000

## Entrenos crono 2 (Q2) Resultados

Pos.	Nº	Nacionalidad	Tiempo	Dif.	Total	Tiempo Club
<b>Open 1000</b>						
1	1	RUBIO GARCIA ALEJANDRO	1:37.768		9	25:08.123 Mc Palau
2	19	ESTEBAN GOMEZ ALEJANDRO	1:37.921	0.153	8	24:57.676 CE Pm Vilassar Dalt
3	6	MARTINEZ CABALLERO ROBERTO	1:38.073	0.305	12	25:32.154 C.E.C. Alcañoràs
4	53	NAVARRO ESCUDERO RAUL	1:38.497	0.729	9	24:30.999 C.E.C. Alcañoràs
5	24	RIBELLES LUQUE JOAN RAMON	1:38.940	1.172	12	25:29.565 C.E.C. Alcañoràs
6	49	TORRAS MARTINEZ RAÚL	1:39.191	1.423	9	19:30.650 Esc. Osona
7	23	NASARRE BELLIDO RUBEN	1:39.249	1.481	9	24:43.628 C.E.C. Alcañoràs
8	8	VALLMANYA CUCURULL BENJAMIN	1:40.157	2.389	4	10:24.999 C.E.C. Alcañoràs
9	4	SURINYAC BAULENES JORDI	1:40.640	2.872	7	16:21.325 P.M.B.
10	33	PEREZ SANCHEZ JACOB	1:40.848	3.080	10	25:10.163 C.E.C. Alcañoràs
11	109	TORRENS CATALAN ORIOL	1:41.845	4.077	10	25:08.992 Em Castellbisbal
12	34	BARRANCO DEL SAZ JAVIER	1:43.274	5.506	11	26:24.420 Lorenzo Comp. GU
13	119	JUARRANZ CHAMARRO MA CRISTINA	1:43.841	6.073	10	24:37.785 Circuito Albacete
14	27	GARCIA NARROS JONATHAN	1:45.055	7.287	7	18:05.470 MC Gas a la Burra
15	25	CHETRY MASSIMILIANO	1:45.878	8.110	4	13:51.969 MC 3 Turons
16	21	ROSAL ABASCAL LUIS	1:47.648	9.880	12	25:19.800 C.E.C. Alcañoràs
17	31	DEL RIO FERNANDEZ JORDI	1:48.205	10.437	5	26:10.742 Mc Manresa

### No Clasificados

39	TRIAS HORS DAVID	ESP	Sin Tiempo			C.E.C. Alcañoràs
----	------------------	-----	------------	--	--	------------------

### Open 600

1	5	MARTIN ALVAREZ OSCAR	1:40.170		11	24:42.902 MotoDes
2	124	DAHAN ACEITUNO SAID	1:40.904	0.734	12	26:39.495 Mc. Polea SX
3	87	MARTOS VELASCO IVAN	1:41.027	0.857	10	25:24.531 Mc Costa Brava
4	17	SERRA COLL DAVID	1:41.234	1.064	10	23:53.355 Esc.Cop de Gas
5	44	AL MALKI NASSER HASSAN	1:42.255	2.085	9	20:29.087 P.M.B.
6	164	MOLINA RODRIGUEZ CRISTIAN	1:42.346	2.176	11	25:19.088 C.E.C. Alcañoràs
7	86	HERNANDEZ PEREZ PATXI	1:43.630	3.460	9	24:11.775 Mc. Ayete
8	22	FERNANDEZ SANCHEZ OSCAR	1:43.899	3.729	9	23:36.305 S-MCYL
9	13	BUJ VALVERDE RAMON	1:44.441	4.271	10	25:21.575 C.E.C. Alcañoràs
10	28	BUJ VALVERDE VICTOR	1:44.771	4.601	11	26:36.285 C.E.C. Alcañoràs
11	16	GUIRAO LOPEZ CARLOS	1:45.254	5.084	7	22:10.385 Mc Manresa
12	55	MARCET ALVAREZ OMAR	1:45.352	5.182	13	26:09.103 MC Circuit Móra
13	48	BASOMBA PUIG RAMON	1:46.068	5.898	9	20:21.566 Mc. Riuprimer Gas i
14	95	MARTORELL BAQUE ALBERT	1:46.495	6.325	12	25:12.959 C.E.C. Alcañoràs
15	11	SANDOVAL EVA	1:50.952	10.782	12	25:35.908 C.E.C. Alcañoràs

Tiempo Inicio : 19/03 - 11:00:06

Meteo : Soleado Aire : 13°C Pista : Seco

M. Vuelta : Nº5 MARTIN ALVAREZ OSCAR 1:40.170 134,23 Km/h

Evento Grabado : Nº1 RUBIO GARCIA ALEJANDRO 1:39.412 135,25 Km/h

Hora :

# OPEN 600-1000

## Entrenos crono 2 (Q2)

### Análisis

Valor informativo. No Oficial

Vueltas	Tiempo por vuelta	Formato Día	Vueltas	Tiempo por vuelta	Formato Día	Vueltas	Tiempo por vuelta	Formato Día
<b>N°1 RUBIO GARCIA ALEJANDRO</b>			2	<b>1:40.741</b>	10:07:03.490	<b>N°19 ESTEBAN GOMEZ ALEJANDRO</b>		
1	<b>1:40.733</b>	10:03:36.306	3	<b>1:40.157</b>	10:08:43.647	1	<b>1:39.918</b>	10:05:17.301
2	<b>1:39.683</b>	10:05:15.989	4 IN	1:47.132	10:10:30.779	2	<b>1:39.732</b>	10:06:57.033
3	<b>1:39.445</b>	10:06:55.434	<b>N°11 SANDOVAL EVA</b>			3	<b>1:39.549</b>	10:08:36.582
4 IN	1:43.329	10:08:38.763	1	<b>1:53.319</b>	10:05:03.728	4 IN	1:50.151	10:10:26.733
5	9:27.602	10:18:06.365	2	1:53.500	10:06:57.228	5	9:19.946	10:19:46.679
6	1:39.698	10:19:46.063	3	<b>1:53.099</b>	10:08:50.327	6	<b>1:38.397</b>	10:21:25.076
7	<b>1:38.054</b>	10:21:24.117	4	<b>1:50.952</b>	10:10:41.279	7	<b>1:37.921</b>	10:23:02.997
8	<b>1:37.768</b>	10:23:01.885	5	1:51.742	10:12:33.021	8 IN	2:00.459	10:25:03.456
9 IN	2:12.018	10:25:13.903	6	1:51.606	10:14:24.627	<b>N°21 ROSAL ABASCAL LUIS</b>		
<b>N°4 SURINYAC BAULENES JORDI</b>			7	1:52.051	10:16:16.678	1	<b>1:51.182</b>	10:05:13.636
1	<b>1:41.413</b>	10:05:59.427	8	1:52.370	10:18:09.048	2	<b>1:50.029</b>	10:07:03.665
2	<b>1:41.339</b>	10:07:40.766	9	1:53.152	10:20:02.200	3	<b>1:47.648</b>	10:08:51.313
3	<b>1:41.062</b>	10:09:21.828	10	1:53.260	10:21:55.460	4	1:49.053	10:10:40.366
4	1:51.450	10:11:13.278	11	1:52.649	10:23:48.109	5	1:48.295	10:12:28.661
5	1:41.157	10:12:54.435	12	1:53.579	10:25:41.688	6	1:49.840	10:14:18.501
6	<b>1:40.640</b>	10:14:35.075	<b>N°13 BUJ VALVERDE RAMON</b>			7	1:48.817	10:16:07.318
7 IN	1:52.030	10:16:27.105	1	<b>1:46.770</b>	10:08:13.113	8	1:47.712	10:17:55.030
<b>N°5 MARTIN ALVAREZ OSCAR</b>			2	<b>1:45.977</b>	10:09:59.090	9	2:05.134	10:20:00.164
1	<b>1:44.158</b>	10:05:06.427	3	1:46.413	10:11:45.503	10	1:47.787	10:21:47.951
2	<b>1:43.311</b>	10:06:49.738	4	<b>1:44.899</b>	10:13:30.402	11	1:49.018	10:23:36.969
3	<b>1:42.680</b>	10:08:32.418	5	1:45.097	10:15:15.499	12	1:48.611	10:25:25.580
4	<b>1:41.991</b>	10:10:14.409	6	1:45.928	10:17:01.427	<b>N°22 FERNANDEZ SANCHEZ OSCAR</b>		
5	<b>1:40.170</b>	10:11:54.579	7 IN	2:01.628	10:19:03.055	1	<b>1:48.153</b>	10:04:38.635
6	1:41.342	10:13:35.921	8	2:54.886	10:21:57.941	2	<b>1:47.843</b>	10:06:26.478
7	1:41.049	10:15:16.970	9	1:44.973	10:23:42.914	3 IN	1:52.364	10:08:18.842
8 IN	1:59.977	10:17:16.947	10	<b>1:44.441</b>	10:25:27.355	4	2:05.168	10:10:24.010
9	3:53.765	10:21:10.712	<b>N°16 GUIRAO LOPEZ CARLOS</b>			5 IN	1:51.422	10:12:15.432
10	1:42.008	10:22:52.720	1	<b>1:49.500</b>	10:11:32.772	6	5:55.838	10:18:11.270
11 IN	1:55.962	10:24:48.682	2	<b>1:47.136</b>	10:13:19.908	7	<b>1:45.266</b>	10:19:56.536
<b>N°6 MARTINEZ CABALLERO ROBERTO</b>			3	<b>1:46.413</b>	10:15:06.321	8	<b>1:43.899</b>	10:21:40.435
1	<b>1:39.994</b>	10:03:47.968	4	<b>1:46.067</b>	10:16:52.388	9 IN	2:01.650	10:23:42.085
2	<b>1:38.679</b>	10:05:26.647	5	<b>1:45.254</b>	10:18:37.642	<b>N°23 NASARRE BELLIDO RUBEN</b>		
3 IN	1:51.130	10:07:17.777	6	1:45.992	10:20:23.634	1	<b>1:40.026</b>	10:03:58.106
4	3:34.615	10:10:52.392	7 IN	1:52.531	10:22:16.165	2	<b>1:39.930</b>	10:05:38.036
5	<b>1:38.482</b>	10:12:30.874	<b>N°17 SERRA COLL DAVID</b>			3 IN	1:46.886	10:07:24.922
6	1:39.059	10:14:09.933	1	<b>1:43.139</b>	10:04:38.871	4	8:47.806	10:16:12.728
7	1:38.644	10:15:48.577	2 IN	1:51.839	10:06:30.710	5	<b>1:39.413</b>	10:17:52.141
8	1:39.076	10:17:27.653	3	3:03.551	10:09:34.261	6	1:43.198	10:19:35.339
9 IN	1:47.884	10:19:15.537	4	<b>1:41.479</b>	10:11:15.740	7	<b>1:39.249</b>	10:21:14.588
10	3:00.429	10:22:15.966	5	1:41.573	10:12:57.313	8	1:39.409	10:22:53.997
11	<b>1:38.073</b>	10:23:54.039	6	<b>1:41.234</b>	10:14:38.547	9 IN	1:55.411	10:24:49.408
12 IN	1:43.895	10:25:37.934	7	1:41.672	10:16:20.219	<b>N°24 RIBELLES LUQUE JOAN RAMON</b>		
<b>N°8 VALLMANYA CUCURULL BENJAMIN</b>			8 IN	1:52.257	10:18:12.476	1	<b>1:39.236</b>	10:04:47.628
1	<b>1:40.908</b>	10:05:22.749	9	3:58.885	10:22:11.361	2 IN	1:48.907	10:06:36.535
			10 IN	1:47.774	10:23:59.135			

# OPEN 600-1000

## Entrenos crono 2 (Q2)

### Análisis

Valor informativo. No Oficial

Vueltas	Tiempo por vuelta	Formato Día	Vueltas	Tiempo por vuelta	Formato Día	Vueltas	Tiempo por vuelta	Formato Día
3	3:34.424	10:10:10.959	4	<b>1:40.848</b>	10:10:28.560	7	<b>1:39.955</b>	10:15:56.308
4	<b>1:39.199</b>	10:11:50.158	5	1:40.996	10:12:09.556	8	<b>1:39.191</b>	10:17:35.499
5	1:39.264	10:13:29.422	6	2:02.512	10:14:12.068	9	IN	2:00.931
6	<b>1:38.940</b>	10:15:08.362	7	IN	1:50.857	<b>Nº53 NAVARRO ESCUDERO RAUL</b>		
7	1:39.826	10:16:48.188	8	3:44.727	10:19:47.652	1	<b>1:39.632</b>	10:04:05.657
8	1:41.326	10:18:29.514	9	1:42.527	10:21:30.179	2	<b>1:39.033</b>	10:05:44.690
9	1:39.023	10:20:08.537	10	IN	3:45.764	3	1:39.832	10:07:24.522
10	1:59.570	10:22:08.107	<b>Nº34 BARRANCO DEL SAZ JAVIER</b>			4	<b>1:38.497</b>	10:09:03.019
11	1:47.180	10:23:55.287	1	<b>1:45.632</b>	10:05:37.539	5	IN	1:49.281
12	1:40.058	10:25:35.345	2	<b>1:43.591</b>	10:07:21.130	6	8:37.198	10:19:29.498
<b>Nº25 CHETRY MASSIMILIANO</b>			3	<b>1:43.457</b>	10:09:04.587	7	1:39.410	10:21:08.908
1	IN	2:46.812	4	1:43.506	10:10:48.093	8	1:38.925	10:22:47.833
2	<b>4:47.985</b>	10:10:15.867	5	IN	1:53.378	9	IN	1:48.946
3	<b>1:45.878</b>	10:12:01.745	6	2:59.516	10:15:40.987	<b>Nº55 MARCET ALVAREZ OMAR</b>		
4	IN	1:56.004	7	<b>1:43.274</b>	10:17:24.261	1	<b>1:48.314</b>	10:04:58.017
<b>Nº27 GARCIA NARROS JONATHAN</b>			8	1:43.332	10:19:07.593	2	<b>1:48.016</b>	10:06:46.033
1	<b>1:47.723</b>	10:07:27.862	9	1:44.637	10:20:52.230	3	<b>1:47.153</b>	10:08:33.186
2	<b>1:46.918</b>	10:09:14.780	10	IN	1:55.608	4	<b>1:46.375</b>	10:10:19.561
3	1:47.219	10:11:01.999	11	IN	3:42.362	5	1:46.623	10:12:06.184
4	<b>1:46.251</b>	10:12:48.250	<b>Nº44 AL MALKI NASSER HASSAN</b>			6	1:46.489	10:13:52.673
5	<b>1:45.858</b>	10:14:34.108	1	<b>1:44.479</b>	10:05:11.272	7	<b>1:45.847</b>	10:15:38.520
6	<b>1:45.055</b>	10:16:19.163	2	<b>1:42.861</b>	10:06:54.133	8	1:45.849	10:17:24.369
7	IN	1:52.087	3	<b>1:42.255</b>	10:08:36.388	9	1:46.192	10:19:10.561
<b>Nº28 BUJ VALVERDE VICTOR</b>			4	1:43.063	10:10:19.451	10	1:47.498	10:20:58.059
1	<b>1:46.470</b>	10:08:10.892	5	1:42.422	10:12:01.873	11	1:45.969	10:22:44.028
2	<b>1:45.927</b>	10:09:56.819	6	1:42.286	10:13:44.159	12	<b>1:45.352</b>	10:24:29.380
3	<b>1:45.583</b>	10:11:42.402	7	IN	1:47.362	13	1:45.503	10:26:14.883
4	<b>1:45.420</b>	10:13:27.822	8	3:07.724	10:18:39.245	<b>Nº86 HERNANDEZ PEREZ PATXI</b>		
5	<b>1:44.797</b>	10:15:12.619	9	IN	1:55.622	1	<b>1:43.630</b>	10:05:22.070
6	1:44.999	10:16:57.618	<b>Nº48 BASOMBA PUIG RAMON</b>			2	1:44.371	10:07:06.441
7	<b>1:44.771</b>	10:18:42.389	1	<b>1:47.713</b>	10:05:40.621	3	1:43.903	10:08:50.344
8	1:45.797	10:20:28.186	2	1:47.862	10:07:28.483	4	1:45.377	10:10:35.721
9	IN	1:55.945	3	<b>1:46.995</b>	10:09:15.478	5	IN	1:53.102
10	2:31.279	10:24:55.410	4	IN	1:50.272	6	6:23.113	10:18:51.936
11	1:46.655	10:26:42.065	5	2:08.740	10:13:14.490	7	1:45.142	10:20:37.078
<b>Nº31 DEL RIO FERNANDEZ JORDI</b>			6	<b>1:46.395</b>	10:15:00.885	8	1:46.446	10:22:23.524
1	<b>2:00.134</b>	10:18:57.532	7	1:47.498	10:16:48.383	9	IN	1:54.031
2	<b>1:53.175</b>	10:20:50.707	8	<b>1:46.068</b>	10:18:34.451	<b>Nº87 MARTOS VELASCO IVAN</b>		
3	<b>1:49.252</b>	10:22:39.959	9	IN	1:52.895	1	<b>1:43.318</b>	10:04:24.150
4	<b>1:48.358</b>	10:24:28.317	<b>Nº49 TORRAS MARTINEZ RAÜL</b>			2	<b>1:42.422</b>	10:06:06.572
5	<b>1:48.205</b>	10:26:16.522	1	<b>1:41.114</b>	10:04:30.822	3	<b>1:41.027</b>	10:07:47.599
<b>Nº33 PEREZ SANCHEZ JACOB</b>			2	<b>1:40.652</b>	10:06:11.474	4	IN	1:48.452
1	<b>1:41.256</b>	10:05:24.218	3	1:41.022	10:07:52.496	5	4:14.005	10:13:50.056
2	1:41.494	10:07:05.712	4	IN	1:50.567	6	IN	1:53.108
3	1:42.000	10:08:47.712	5	2:50.965	10:12:34.028	7	4:24.088	10:20:07.252
			6	1:42.325	10:14:16.353	8	1:48.155	10:21:55.407



# OPEN 600-1000

## Entrenos crono 2 (Q2)

### Análisis

Valor informativo. No Oficial

Vueltas	Tiempo por vuelta	Formato Día	Vueltas	Tiempo por vuelta	Formato Día
9	1:49.061	10:23:44.468	9	3:10.163	10:21:21.814
10	1:45.843	10:25:30.311	10	<b>1:40.904</b>	10:23:02.718
<b>Nº95 MARTORELL BAQUE ALBERT</b>			11	1:45.109	10:24:47.827
1	<b>1:48.425</b>	10:04:38.357	12	IN	10:26:45.275
2	<b>1:48.020</b>	10:06:26.377	<b>Nº164 MOLINA RODRIGUEZ CRISTIAN</b>		
3	<b>1:47.444</b>	10:08:13.821	1	<b>1:45.183</b>	10:08:08.470
4	<b>1:46.667</b>	10:10:00.488	2	<b>1:44.770</b>	10:09:53.240
5	<b>1:46.495</b>	10:11:46.983	3	<b>1:43.602</b>	10:11:36.842
6	1:49.699	10:13:36.682	4	<b>1:43.249</b>	10:13:20.091
7	1:49.884	10:15:26.566	5	<b>1:43.226</b>	10:15:03.317
8	1:49.598	10:17:16.164	6	1:44.432	10:16:47.749
9	1:48.742	10:19:04.906	7	<b>1:42.809</b>	10:18:30.558
10	IN	2:02.310	8	1:43.658	10:20:14.216
11	2:22.427	10:23:29.643	9	<b>1:42.346</b>	10:21:56.562
12	1:49.096	10:25:18.739	10	1:44.619	10:23:41.181
<b>Nº109 TORRENS CATALAN ORIOL</b>			11	1:43.687	10:25:24.868
1	<b>1:41.945</b>	10:05:48.422	<b>Nº119 JUARRANZ CHAMARRO MA CRISTINA</b>		
2	1:42.035	10:07:30.457	1	<b>1:48.127</b>	10:06:08.622
3	1:44.918	10:09:15.375	2	<b>1:46.662</b>	10:07:55.284
4	<b>1:41.845</b>	10:10:57.220	3	1:47.025	10:09:42.309
5	IN	1:51.598	4	<b>1:45.697</b>	10:11:28.006
6	4:32.293	10:17:21.111	5	IN	1:56.606
7	IN	1:49.040	6	4:08.203	10:17:32.815
8	2:37.203	10:21:47.354	7	<b>1:45.292</b>	10:19:18.107
9	1:43.727	10:23:31.081	8	<b>1:44.686</b>	10:21:02.793
10	1:43.691	10:25:14.772	9	<b>1:43.841</b>	10:22:46.634
<b>Nº124 DAHAN ACEITUNO SAID</b>			10	IN	1:56.931
1	<b>1:42.578</b>	10:04:30.475	<b>Nº119 JUARRANZ CHAMARRO MA CRISTINA</b>		
2	IN	1:47.891	1	<b>1:48.127</b>	10:06:08.622
3	3:15.548	10:09:33.914	2	<b>1:46.662</b>	10:07:55.284
4	<b>1:41.622</b>	10:11:15.536	3	1:47.025	10:09:42.309
5	1:41.709	10:12:57.245	4	<b>1:45.697</b>	10:11:28.006
6	1:43.611	10:14:40.856	5	IN	1:56.606
7	<b>1:41.505</b>	10:16:22.361	6	4:08.203	10:17:32.815
8	IN	1:49.290	7	<b>1:45.292</b>	10:19:18.107


Hora :

# Open 600

## conjunta crono (cc) Resultados

Pos.	Nº	Nacionalidad	Q1	Q2	Tiempo	Dif.	Total
1	5	MARTIN ALVAREZ OSCAR 	1:41.660	<b>1:40.170</b>	<b>1:40.170</b>		23
2	124	DAHAN ACEITUNO SAID 	1:44.311	<b>1:40.904</b>	<b>1:40.904</b>	0.734	21
3	87	MARTOS VELASCO IVAN 	1:47.182	<b>1:41.027</b>	<b>1:41.027</b>	0.857	13
4	17	SERRA COLL DAVID 	1:43.342	<b>1:41.234</b>	<b>1:41.234</b>	1.064	18
5	86	HERNANDEZ PEREZ PATXI 	<b>1:41.634</b>	1:43.630	<b>1:41.634</b>	1.464	20
6	44	AL MALKI NASSER HASSAN 	1:43.843	<b>1:42.255</b>	<b>1:42.255</b>	2.085	19
7	164	MOLINA RODRIGUEZ CRISTIAN 	1:43.432	<b>1:42.346</b>	<b>1:42.346</b>	2.176	20
8	22	FERNANDEZ SANCHEZ OSCAR 	1:46.077	<b>1:43.899</b>	<b>1:43.899</b>	3.729	11
9	13	BUJ VALVERDE RAMON 	1:47.819	<b>1:44.441</b>	<b>1:44.441</b>	4.271	20
10	28	BUJ VALVERDE VICTOR 	1:45.923	<b>1:44.771</b>	<b>1:44.771</b>	4.601	24
11	16	GUIRAO LOPEZ CARLOS 	1:46.419	<b>1:45.254</b>	<b>1:45.254</b>	5.084	15
12	55	MARCET ALVAREZ OMAR 	1:45.802	<b>1:45.352</b>	<b>1:45.352</b>	5.182	26
13	48	BASOMBA PUIG RAMON 	1:47.351	<b>1:46.068</b>	<b>1:46.068</b>	5.898	17
14	95	MARTORELL BAQUE ALBERT 	Sin Tiempo	<b>1:46.495</b>	<b>1:46.495</b>	6.325	12
15	11	SANDOVAL EVA 	1:57.247	<b>1:50.952</b>	<b>1:50.952</b>	10.782	23

Hora :



# OPEN 600

## CARRERA (R) Parrilla de Salida

5	48	BASOMBA PUIG RAMON	95	MARTORELL BAQUE ALBERT	11	SANDOVAL EVA
4	28	BUJ VALVERDE VICTOR	16	GUIRAO LOPEZ CARLOS	55	MARCET ALVAREZ OMAR
3	164	MOLINA RODRIGUEZ CRISTIAN	22	FERNANDEZ SANCHEZ OSCAR	13	BUJ VALVERDE RAMON
2	17	SERRA COLL DAVID	86	HERNANDEZ PEREZ PATXI	44	AL MALKI NASSER HASSAN
1	5	MARTIN ALVAREZ OSCAR	124	DAHAN ACEITUNO SAID	87	MARTOS VELASCO IVAN

POLE POSITION




Salida : 19/03 - 14:20 15 Total = 56,025 Km

Hora :

Campeonato del Mediterraneo velocidad 16/03/2017













Página 1 / 1

Impreso : 19/03/2017 - 15:54

Apex Timing 

# OPEN 600

## CARRERA (R) Resultados

Pos.	Nº	Piloto	Nacionalidad:	Total	Dif.	Interv.	M. Vuelta	Marca	Tiempo	Club
1	44	AL MALKI NASSER HASSAN		15			1:40.491	KAWASAKI	25:19.552	P.M.B.
2	5	MARTIN ALVAREZ OSCAR		15	0.987	0.987	1:40.804	YAMAHA	25:20.539	MotoDes
3	124	DAHAN ACEITUNO SAID		15	9.270	8.283	1:40.882	SUZUKI	25:28.822	Mc. Polea SX
4	17	SERRA COLL DAVID		15	25.422	16.152	1:42.096	KAWASAKI	25:44.974	Esc.Cop de Gas
5	86	HERNANDEZ PEREZ PATXI		15	26.900	1.478	1:42.208	SIN MARCA	25:46.452	Mc. Ayete
6	87	MARTOS VELASCO IVAN		15	27.176	0.276	1:41.056	YAMAHA	25:46.728	Mc Costa Brava
7	164	MOLINA RODRIGUEZ CRISTIAN		15	49.484	22.308	1:43.099	SIN MARCA	26:09.036	C.E.C. Alcañoràs
8	28	BUJ VALVERDE VICTOR		15	54.051	4.567	1:43.838	YAMAHA	26:13.603	C.E.C. Alcañoràs
9	55	MARCET ALVAREZ OMAR		15	57.285	3.234	1:43.950	HONDA	26:16.837	MC Circuit Móra
10	95	MARTORELL BAQUE ALBERT		15	1:35.396	38.111	1:46.731	KAWASAKI	26:54.948	C.E.C. Alcañoràs
11	16	GUIRAO LOPEZ CARLOS		15	1:46.711	11.315	1:47.118	HONDA	27:06.263	Mc Manresa
12	11	SANDOVAL EVA		14	1 Vuelta	1 Vuelta	1:51.625	HONDA	26:21.920	C.E.C. Alcañoràs

### No Clasificados

13	BUJ VALVERDE RAMON			Retirado			1:44.290	YAMAHA	21:03.880	C.E.C. Alcañoràs
22	FERNANDEZ SANCHEZ OSCAR			Retirado			1:42.711	YAMAHA	12:24.515	S-MCYL
48	BASOMBA PUIG RAMON			Retirado				YAMAHA		Mc. Riuprimer Gas i

Lider : N°5 MARTIN ALVAREZ OSCAR (1-3) / N°44 AL MALKI NASSER HASSAN (4-15)

M. Vuelta : N°44 AL MALKI NASSER HASSAN 1:40.491 133,80 Km/h

Tiempo Inicio : 19/03 - 14:29:11

Meteo : Soleado Aire : 19°C Pista : Seco

Hora :

# OPEN 600

## CARRERA (R) Análisis

Valor informativo. No Oficial

Vueltas	Tiempo por vuelta	Formato Día	Vueltas	Tiempo por vuelta	Formato Día	Vueltas	Tiempo por vuelta	Formato Día	
<b>N°5 MARTIN ALVAREZ OSCAR</b>			<b>N°16 GUIRAO LOPEZ CARLOS</b>			<b>N°44 AL MALKI NASSER HASSAN</b>			
1		13:30:53.609	1		13:31:00.169	6	<b>1:44.525</b>	13:39:45.723	
2	<b>1:42.231</b>	13:32:35.840	2	<b>1:47.118</b>	13:32:47.287	7	1:44.869	13:41:30.592	
3	<b>1:41.403</b>	13:34:17.243	3	1:47.782	13:34:35.069	8	<b>1:44.462</b>	13:43:15.054	
4	1:41.729	13:35:58.972	4	1:47.536	13:36:22.605	9	<b>1:44.087</b>	13:44:59.141	
5	1:41.413	13:37:40.385	5	1:47.506	13:38:10.111	10	<b>1:43.926</b>	13:46:43.067	
6	<b>1:41.208</b>	13:39:21.593	6	1:48.348	13:39:58.459	11	1:44.410	13:48:27.477	
7	1:41.594	13:41:03.187	7	1:48.592	13:41:47.051	12	<b>1:43.838</b>	13:50:11.315	
8	<b>1:40.804</b>	13:42:43.991	8	1:48.394	13:43:35.445	13	1:43.917	13:51:55.232	
9	1:40.830	13:44:24.821	9	1:48.588	13:45:24.033	14	1:44.367	13:53:39.599	
10	1:41.402	13:46:06.223	10	1:48.291	13:47:12.324	15	1:44.732	13:55:24.331	
11	1:40.815	13:47:47.038	11	1:48.601	13:49:00.925	<b>N°44 AL MALKI NASSER HASSAN</b>			
12	1:40.995	13:49:28.033	12	1:48.333	13:50:49.258	1		13:30:53.924	
13	1:40.892	13:51:08.925	13	1:48.723	13:52:37.981	2	<b>1:42.234</b>	13:32:36.158	
14	1:41.069	13:52:49.994	14	1:48.852	13:54:26.833	3	<b>1:41.190</b>	13:34:17.348	
15	1:41.273	13:54:31.267	15	1:50.158	13:56:16.991	4	<b>1:40.495</b>	13:35:57.843	
<b>N°11 SANDOVAL EVA</b>			<b>N°17 SERRA COLL DAVID</b>			5	1:40.858	13:37:38.701	
1		13:31:09.598	1		13:30:56.282	6	1:41.837	13:39:20.538	
2	<b>1:52.483</b>	13:33:02.081	2	<b>1:42.602</b>	13:32:38.884	7	1:41.059	13:41:01.597	
3	<b>1:51.625</b>	13:34:53.706	3	<b>1:42.557</b>	13:34:21.441	8	1:41.296	13:42:42.893	
4	1:52.654	13:36:46.360	4	1:42.557	13:36:03.998	9	1:41.398	13:44:24.291	
5	1:53.143	13:38:39.503	5	1:42.952	13:37:46.950	10	1:40.872	13:46:05.163	
6	1:53.086	13:40:32.589	6	<b>1:42.525</b>	13:39:29.475	11	1:40.967	13:47:46.130	
7	1:52.290	13:42:24.879	7	1:43.065	13:41:12.540	12	1:41.494	13:49:27.624	
8	1:52.071	13:44:16.950	8	1:42.645	13:42:55.185	13	<b>1:40.491</b>	13:51:08.115	
9	1:54.062	13:46:11.012	9	1:42.894	13:44:38.079	14	1:41.084	13:52:49.199	
10	1:52.590	13:48:03.602	10	1:42.783	13:46:20.862	15	1:41.081	13:54:30.280	
11	1:53.265	13:49:56.867	11	1:43.055	13:48:03.917	<b>N°55 MARCET ALVAREZ OMAR</b>			
12	1:51.849	13:51:48.716	12	1:43.399	13:49:47.316	1		13:30:59.999	
13	1:52.132	13:53:40.848	13	1:42.976	13:51:30.292	2	<b>1:45.836</b>	13:32:45.835	
14	1:51.800	13:55:32.648	14	<b>1:42.096</b>	13:53:12.388	3	<b>1:45.206</b>	13:34:31.041	
<b>N°13 BUJ VALVERDE RAMON</b>			15	1:43.314	13:54:55.702	4	1:45.971	13:36:17.012	
1		13:30:59.388	<b>N°22 FERNANDEZ SANCHEZ OSCAR</b>			5	<b>1:45.014</b>	13:38:02.026	
2	<b>1:45.243</b>	13:32:44.631	1		13:30:57.306	6	<b>1:44.854</b>	13:39:46.880	
3	1:45.356	13:34:29.987	2	<b>1:42.936</b>	13:32:40.242	7	<b>1:44.847</b>	13:41:31.727	
4	1:45.511	13:36:15.498	3	<b>1:42.711</b>	13:34:22.953	8	<b>1:44.797</b>	13:43:16.524	
5	<b>1:45.018</b>	13:38:00.516	4	1:45.361	13:36:08.314	9	<b>1:44.674</b>	13:45:01.198	
6	<b>1:44.787</b>	13:39:45.303	5	1:45.497	13:37:53.811	10	<b>1:44.606</b>	13:46:45.804	
7	1:45.267	13:41:30.570	6	1:46.857	13:39:40.668	11	<b>1:44.074</b>	13:48:29.878	
8	1:45.465	13:43:16.035	7	IN	1:54.575	13:41:35.243	12	<b>1:43.950</b>	13:50:13.828
9	1:44.823	13:45:00.858	<b>N°28 BUJ VALVERDE VICTOR</b>			13	1:44.097	13:51:57.925	
10	1:44.794	13:46:45.652	1		13:31:00.585	14	1:44.439	13:53:42.364	
11	<b>1:44.666</b>	13:48:30.318	2	<b>1:45.774</b>	13:32:46.359	15	1:45.201	13:55:27.565	
12	<b>1:44.290</b>	13:50:14.608	3	<b>1:44.855</b>	13:34:31.214	<b>N°86 HERNANDEZ PEREZ PATXI</b>			
			4	1:45.040	13:36:16.254	1		13:30:56.949	
			5	1:44.944	13:38:01.198	2	<b>1:42.786</b>	13:32:39.735	
						3	<b>1:42.317</b>	13:34:22.052	

# OPEN 600

## CARRERA (R)

### Análisis

Valor informativo. No Oficial

Vueltas	Tiempo por vuelta	Formato Día
4	<b>1:42.208</b>	13:36:04.260
5	1:42.947	13:37:47.207
6	1:42.414	13:39:29.621
7	1:42.443	13:41:12.064
8	1:42.872	13:42:54.936
9	1:42.522	13:44:37.458
10	1:42.787	13:46:20.245
11	1:43.315	13:48:03.560
12	1:43.696	13:49:47.256
13	1:43.710	13:51:30.966
14	1:43.459	13:53:14.425
15	1:42.755	13:54:57.180

Vueltas	Tiempo por vuelta	Formato Día
2	<b>1:42.034</b>	13:32:37.088
3	<b>1:41.532</b>	13:34:18.620
4	<b>1:41.165</b>	13:35:59.785
5	1:41.384	13:37:41.169
6	<b>1:41.147</b>	13:39:22.316
7	1:41.605	13:41:03.921
8	1:41.587	13:42:45.508
9	<b>1:40.882</b>	13:44:26.390
10	1:41.980	13:46:08.370
11	1:41.529	13:47:49.899
12	1:41.102	13:49:31.001
13	1:41.925	13:51:12.926
14	1:42.582	13:52:55.508
15	1:44.042	13:54:39.550

#### Nº87 MARTOS VELASCO IVAN

1		13:30:54.280
2	<b>1:42.311</b>	13:32:36.591
3	<b>1:41.098</b>	13:34:17.689
4	<b>1:41.056</b>	13:35:58.745
5	1:41.099	13:37:39.844
6	1:41.481	13:39:21.325
7	1:41.846	13:41:03.171
8	1:43.682	13:42:46.853
9	1:42.618	13:44:29.471
10	1:42.895	13:46:12.366
11	1:43.470	13:47:55.836
12	1:44.625	13:49:40.461
13	1:45.562	13:51:26.023
14	1:45.933	13:53:11.956
15	1:45.500	13:54:57.456

#### Nº164 MOLINA RODRIGUEZ CRISTIAN

1		13:30:58.633
2	<b>1:44.134</b>	13:32:42.767
3	1:44.499	13:34:27.266
4	1:44.298	13:36:11.564
5	1:45.135	13:37:56.699
6	<b>1:44.088</b>	13:39:40.787
7	1:45.011	13:41:25.798
8	<b>1:43.832</b>	13:43:09.630
9	1:45.246	13:44:54.876
10	1:44.456	13:46:39.332
11	<b>1:43.484</b>	13:48:22.816
12	1:44.918	13:50:07.734
13	1:43.990	13:51:51.724
14	1:44.941	13:53:36.665
15	<b>1:43.099</b>	13:55:19.764

#### Nº95 MARTORELL BAQUE ALBERT

1		13:31:03.446
2	<b>1:46.731</b>	13:32:50.177
3	1:46.812	13:34:36.989
4	1:46.902	13:36:23.891
5	1:46.898	13:38:10.789
6	1:47.600	13:39:58.389
7	1:47.391	13:41:45.780
8	1:47.672	13:43:33.452
9	1:47.627	13:45:21.079
10	1:47.699	13:47:08.778
11	1:47.224	13:48:56.002
12	1:47.518	13:50:43.520
13	1:47.163	13:52:30.683
14	1:47.689	13:54:18.372
15	1:47.304	13:56:05.676

#### Nº124 DAHAN ACEITUNO SAID

1		13:30:55.054
---	--	--------------

Hora :

# OPEN 600

## CARRERA (R) Vuelta a vuelta

Valor informativo. No Oficial

	1	2	3	4	5	6	7	8	9	10	11	12	13	14	15
Parilla	<del>5</del>	<del>124</del>	<del>87</del>	<del>17</del>	<del>86</del>	<del>44</del>	<del>164</del>	<del>22</del>	<del>13</del>	<del>28</del>	<del>16</del>	<del>55</del>	<del>48</del>	<del>95</del>	<del>11</del>
Salida															
Vuelta 1 Intervalo	5	44 0.3	87 0.3	124 0.7	17 1.2	86 0.6	22 0.3	164 1.3	13 0.7	55 0.6	16 0.1	28 0.4	95 2.8	11 6.1	
Vuelta 2	5	44 0.3	87 0.4	124 0.4	17 1.7	86 0.8	22 0.5	164 2.5	13 1.8	55 1.2	28 0.5	16 0.9	95 2.8	11 11.9	
Vuelta 3	5	44 0.1	87 0.3	124 0.9	17 2.8	86 0.6	22 0.9	164 4.3	13 2.7	55 1.0	28 0.1	16 3.8	95 1.9	11 16.7	
Vuelta 4	44	87 0.9	5 0.2	124 0.8	17 4.2	86 0.2	22 4.0	164 3.2	13 3.9	28 0.7	55 0.7	16 5.5	95 1.2	11 22.4	
Vuelta 5	44	87 1.1	5 0.5	124 0.7	17 5.7	86 0.2	22 6.6	164 2.8	13 3.8	28 0.6	55 0.8	16 8.0	95 0.6	11 28.7	
Vuelta 6	44	87 0.7	5 0.2	124 0.7	17 7.1	86 0.1	22 11.0	164 0.1	13 4.5	28 0.4	55 1.1	95 11.5	16 0.0	11 34.1	
Vuelta 7	44	87 1.5	5 0.0	124 0.7	86 8.1	17 0.4	164 13.2	13 4.7	28 0.0	55 1.1	<del>22</del> 3.5	95 10.5	16 1.2	11 37.8	
Vuelta 8	44	5 1.0	124 1.5	87 1.3	86 8.0	17 0.2	164 14.4	28 5.4	13 0.9	55 0.4	95 16.9	16 1.9	11 41.5		
Vuelta 9	44	5 0.5	124 1.5	87 3.0	86 7.9	17 0.6	164 16.7	28 4.2	13 1.7	55 0.3	95 19.8	16 2.9	11 46.9		
Vuelta 10	44	5 1.0	124 2.1	87 3.9	86 7.8	17 0.6	164 18.4	28 3.7	13 2.5	55 0.1	95 22.9	16 3.5	11 51.2		
Vuelta 11	44	5 0.9	124 2.8	87 5.9	86 7.7	17 0.3	164 18.8	28 4.6	55 2.4	13 0.4	95 25.6	16 4.9	11 55.9		
Vuelta 12	44	5 0.4	124 2.9	87 9.4	86 6.7	17 0.0	164 20.4	28 3.5	55 2.5	<del>13</del> 0.7	95 28.9	16 5.7	11 59.4		
Vuelta 13	44	5 0.8	124 4.0	87 13.0	17 4.2	86 0.6	164 20.7	28 3.5	55 2.6	95 32.7	16 7.2	11 1:02			
Vuelta 14	44	5 0.7	124 5.5	87 16.4	17 0.4	86 2.0	164 22.2	28 2.9	55 2.7	95 36.0	16 8.4	<del>11</del> 1:05			
Vuelta 15	44	5 0.9	124 8.2	17 16.1	86 1.4	87 0.2	164 22.3	28 4.5	55 3.2	95 38.1	16 11.3				

Hora :