


Trofeu Català de Quads - Castellolí

Q1-Q2 Parcmotor Castellolí 1,500 km

Classificació Final



Pos.	Núm.	Cognoms i Nom	Llicència	Club	R1.	R2.	Total Punts
Q1							
1	13	DIAZ GOMEZ, KILLIAN	135617-B	Mc P.Mafumet	22	25	47
2	94	VILA VAQUES, DANIEL	134369-B	Mc Igualada	25	20	45
3	47	TORRES SOLER, ANTHONY	136057-GI	Esc. La Selva	20	22	42
4	88	AMO AIRA, GUILLERMO	247234-CS	Enducross Almenara	16	18	34
5	77	OBRADO MITJANS, FRANCESC XAVIER	136184-T	Mc Salomo	18	16	34
Q2							
1	8	ESPEJO REVES, ALEX	136140-L	Terré Almenar	25	25	50
2	90	GAJON GARCIA, MARIO	53175-Z	Mc. Zuera	22	22	44
3	57	CASANOVA TALLADA, GERARD	135699-B	Mc Foc i Fuego	20	20	40
4	49	VIVO VALLS, ALBERT	136130-B	MC 3 Turons	18	18	36
5	248	AUPETIT , PIERRE ROMAN	136211-GI	Pm Figueres	16	16	32
6	76	SORTS ESCARRABILL, FRANCESC	134727-B	Mc Tona	15	15	30
NT	44	BUJARALoz PORTOLES, RUBEN	136063-B	Terré Almenar	0	--	0

Abreujat Nom

R1. Q1-Q2 - Carrera - Primera Màniga
 R2. Q1-Q2 - Carrera - Segona Màniga

Abreujat Nom

Cap de cronometratge / Director de Carrera / President del Jurat

Orbits

Trofeu Català de Quads - Castellolí
classificat per voltes
Q1-Q2 Parcmotor Castellolí 1,500 km
Carrera - Primera Màniga
19/03/2017 11:00
Cursa (45:00 Temps) started at 11:11:45

Pos.	Núm.	Cognoms i Nom	Voltes	Total Ts	Dif	Millor Ts	Categoria	Punts
1	94	VILA VAQUES, DANIEL	28	46:16.735		1:37.308	Q1	25
2	13	DIAZ GOMEZ, KILLIAN	27	46:18.369	1 Volta	1:41.592	Q1	22
3	47	TORRES SOLER, ANTHONY	27	46:57.563	1 Volta	1:41.355	Q1	20
4	77	OBRADO MITJANS, FRANCESC XAVIER	27	47:42.594	1 Volta	1:42.618	Q1	18
5	88	AMO AIRA, GUILLERMO	27	47:48.363	1 Volta	1:42.733	Q1	16
6	8	ESPEJO REVES, ALEX	27	48:00.391	1 Volta	1:44.620	Q2	25
7	90	GAJON GARCIA, MARIO	26	46:20.174	2 Voltes	1:44.859	Q2	22
8	57	CASANOVA TALLADA, GERARD	26	47:18.209	2 Voltes	1:45.049	Q2	20
9	49	VIVO VALLS, ALBERT	25	47:44.717	3 Voltes	1:46.260	Q2	18
10	248	AUPETIT , PIERRE ROMAN	25	47:50.835	3 Voltes	1:49.098	Q2	16
11	76	SORTS ESCARRABILL, FRANCESC	24	47:30.728	4 Voltes	1:52.470	Q2	15

No classificat (33% = 10 Voltes)

NT	44	BUJARALAZ PORTOLES, RUBEN	6	11:38.394	NT	1:51.860	Q2	0
----	----	---------------------------	---	-----------	----	----------	----	---

Marge de victòria	Velocitat mitja	Millor temps de volta	Millor vel.	Millor volta per
1 Volta	54,452	1:37.308	55,494	94 - VILA VAQUES, DANIEL

Cap de cronometratge / Director de Carrera / President del Jurat
Orbits

Trofeu Català de Quads - Castellolí
classificat per voltes
Q1-Q2 Parcmotor Castellolí 1,500 km
Carrera - Primera Màniga 19/03/2017 11:00
Cursa (45:00 Temps) started at 11:11:45

Pos.	Núm.	Cognoms i Nom	Voltes	Total Ts	Dif	Millor Ts	Categoria	Punts
Q1								
1	94	VILA VAQUES, DANIEL	28	46:16.735		1:37.308	Q1	25
2	13	DIAZ GOMEZ, KILLIAN	27	46:18.369	1 Volta	1:41.592	Q1	22
3	47	TORRES SOLER, ANTHONY	27	46:57.563	1 Volta	1:41.355	Q1	20
4	77	OBRADO MITJANS, FRANCESC XAVIER	27	47:42.594	1 Volta	1:42.618	Q1	18
5	88	AMO AIRA, GUILLERMO	27	47:48.363	1 Volta	1:42.733	Q1	16
Q2								
1	8	ESPEJO REVES, ALEX	27	48:00.391		1:44.620	Q2	25
2	90	GAJON GARCIA, MARIO	26	46:20.174	1 Volta	1:44.859	Q2	22
3	57	CASANOVA TALLADA, GERARD	26	47:18.209	1 Volta	1:45.049	Q2	20
4	49	VIVO VALLS, ALBERT	25	47:44.717	2 Voltes	1:46.260	Q2	18
5	248	AUPETIT , PIERRE ROMAN	25	47:50.835	2 Voltes	1:49.098	Q2	16
6	76	SORTS ESCARRABILL, FRANCESC	24	47:30.728	3 Voltes	1:52.470	Q2	15
No classificat (33% = 10 Voltes)								
NT	44	BUJARALUZ PORTOLES, RUBEN	6	11:38.394	NT	1:51.860	Q2	0

Marge de victòria	Velocitat mitja	Millor temps de volta	Millor vel.	Millor volta per
1 Volta	54,452	1:37.308	55,494	94 - VILA VAQUES, DANIEL

Cap de cronometratge / Director de Carrera / President del Jurat
Orbits

Trofeu Català de Quads - Castellolí

Volta a volta

Q1-Q2 Parcmotor Castellolí 1,500 km

Carrera - Primera Màniga 19/03/2017 11:00

Cursa (45:00 Temps) started at 11:11:45

Competidors	Voltes																				
	0	1	2	3	4	5	6	7	8	9	10	11	12	13	14	15	16	17	18	19	20
VILA VAQUES, DANIEL (94)	1	94	94	94	94	94	94	94	94	94	94	94	94	94	94	94	94	94	94	94	94
DIAZ GOMEZ, KILLIAN (13)	2	13	13	13	13	13	13	13	13	13	13	13	13	13	13	13	47	47	47	13	13
OBRADO MITJANS, FRANCESC XAVIER (77)	3	77	47	47	47	47	47	47	47	47	47	47	47	47	47	47	13	13	13	47	47
TORRES SOLER, ANTHONY (47)	4	47	77	77	77	77	77	77	77	77	77	77	77	77	77	77	77	77	77	77	77
AUPETIT, PIERRE ROMAN (248)	5	248	248	90	90	90	90	90	88	88	88	88	88	88	88	88	88	88	88	88	88
GAJON GARCIA, MARIO (90)	6	90	90	248	57	88	88	88	90	90	90	90	90	90	90	90	90	90	90	90	90
CASANOVA TALLADA, GERARD (57)	7	57	57	57	8	57	57	57	57	57	57	57	57	57	57	8	8	8	8	8	8
SORTS ESCARRABILL, FRANCESC (76)	8	76	8	8	88	8	8	8	8	8	8	8	8	8	8	57	57	57	57	57	57
ESPEJO REVES, ALEX (8)	9	8	76	88	248	248	49	49	49	49	49	248	248	248	248	248	248	248	248	248	248
BUJARALAZ PORTOLES, RUBEN (44)	10	44	49	49	49	49	248	248	248	248	248	76	76	76	76	76	49	49	49	49	49
VIVO VALLS, ALBERT (49)	11	49	88	76	76	76	76	76	76	76	49	49	49	49	49	49	76	76	76	76	76
AMO AIRA, GUILLERMO (88)	12	88	44	44	44	44	44	44	44	44	44	44	44	44	44	44	44	44	44	44	44

Trofeu Català de Quads - Castellolí

Volta a volta

Q1-Q2 Parcmotor Castellolí 1,500 km

Carrera - Primera Màniga 19/03/2017 11:00

Cursa (45:00 Temps) started at 11:11:45

Competidors	Voltes								
	21	22	23	24	25	26	27	28	
VILA VAQUES, DANIEL (94)	1	94	94	94	94	94	94	94	94
DIAZ GOMEZ, KILLIAN (13)	2	13	13	13	13	13	13	13	13
OBRADO MITJANS, FRANCESC XAVIER (77)	3	47	47	47	47	47	47	47	47
TORRES SOLER, ANTHONY (47)	4	77	77	77	77	77	77	77	77
AUPETIT , PIERRE ROMAN (248)	5	88	88	88	88	88	88	88	88
GAJON GARCIA, MARIO (90)	6	90	90	90	8	8	8	8	8
CASANOVA TALLADA, GERARD (57)	7	8	8	8	90	90	90	90	90
SORTS ESCARRABILL, FRANCESC (76)	8	57	57	57	57	57	57	57	57
ESPEJO REVES, ALEX (8)	9	248	248	248	49	49	49	49	49
BUJARALAZ PORTOLES, RUBEN (44)	10	49	49	49	248	248	248	248	248
VIVO VALLS, ALBERT (49)	11	76	76	76	76	76	76	76	76
AMO AIRA, GUILLERMO (88)	12								

Trofeu Català de Quads - Castellolí

Q1-Q2

Parcmotor Castellolí 1,500 km

Carrera - Primera Màniga

19/03/2017 11:00

Cursa (45:00 Temps) started at 11:11:45

Lap	Lap Tm	Diff	Time of Day
(94) VILA VAQUES, DANIEL			
1	1:39.079	+1.771	11:13:27.610
2	1:37.480	+0.172	11:15:05.090
3	1:38.722	+1.414	11:16:43.812
4	1:37.308		11:18:21.120
5	1:37.357	+0.049	11:19:58.477
6	1:38.738	+1.430	11:21:37.215
7	1:38.784	+1.476	11:23:15.999
8	1:39.316	+2.008	11:24:55.315
9	1:39.275	+1.967	11:26:34.590
10	1:42.016	+4.708	11:28:16.606
11	1:38.924	+1.616	11:29:55.530
12	1:39.817	+2.509	11:31:35.347
13	1:39.559	+2.251	11:33:14.906
14	1:41.396	+4.088	11:34:56.302
15	1:38.404	+1.096	11:36:34.706
16	1:38.536	+1.228	11:38:13.242
17	1:41.841	+4.533	11:39:55.083
18	1:38.335	+1.027	11:41:33.418
19	1:38.623	+1.315	11:43:12.041
20	1:40.406	+3.098	11:44:52.447
21	1:40.191	+2.883	11:46:32.638
22	1:38.227	+0.919	11:48:10.865
23	1:38.789	+1.481	11:49:49.654
24	1:39.246	+1.938	11:51:28.900
25	1:39.308	+2.000	11:53:08.208
26	1:38.142	+0.834	11:54:46.350
27	1:37.550	+0.242	11:56:23.900
28	1:38.301	+0.993	11:58:02.201

Lap	Lap Tm	Diff	Time of Day
(13) DIAZ GOMEZ, KILLIAN			
1	1:41.592		11:13:30.971
2	1:42.135	+0.543	11:15:13.106
3	1:42.169	+0.577	11:16:55.275
4	1:42.043	+0.451	11:18:37.318
5	1:42.468	+0.876	11:20:19.786
6	1:41.699	+0.107	11:22:01.485
7	1:41.733	+0.141	11:23:43.218
8	1:42.278	+0.686	11:25:25.496
9	1:42.106	+0.514	11:27:07.602
10	1:42.359	+0.767	11:28:49.961
11	1:43.205	+1.613	11:30:33.166
12	1:42.277	+0.685	11:32:15.443
13	1:42.863	+1.271	11:33:58.306
14	1:43.612	+2.020	11:35:41.918
15	1:42.952	+1.360	11:37:24.870
16	1:45.012	+3.420	11:39:09.882
17	1:42.969	+1.377	11:40:52.851
18	1:41.939	+0.347	11:42:34.790
19	1:41.787	+0.195	11:44:16.577
20	1:42.387	+0.795	11:45:58.964
21	1:43.568	+1.976	11:47:42.532
22	1:44.543	+2.951	11:49:27.075
23	1:45.020	+3.428	11:51:12.095
24	1:43.124	+1.532	11:52:55.219
25	1:42.239	+0.647	11:54:37.458
26	1:41.893	+0.301	11:56:19.351
27	1:44.484	+2.892	11:58:03.835

Lap	Lap Tm	Diff	Time of Day
(47) TORRES SOLER, ANTHONY			
1	1:42.068	+0.713	11:13:32.341
2	1:42.363	+1.008	11:15:14.704
3	1:41.355		11:16:56.059
4	1:41.747	+0.392	11:18:37.806
5	1:42.479	+1.124	11:20:20.285

Lap	Lap Tm	Diff	Time of Day
6	1:41.698	+0.343	11:22:01.983
7	1:41.780	+0.425	11:23:43.763
8	1:42.737	+1.382	11:25:26.500
9	1:42.995	+1.640	11:27:09.495
10	1:42.135	+0.780	11:28:51.630
11	1:42.503	+1.148	11:30:34.133
12	1:42.479	+1.124	11:32:16.612
13	1:42.326	+0.971	11:33:58.938
14	1:43.243	+1.888	11:35:42.181
15	1:43.492	+2.137	11:37:25.673
16	1:43.710	+2.355	11:39:09.383
17	1:42.224	+0.869	11:40:51.607
18	1:42.717	+1.362	11:42:34.324
19	1:42.981	+1.626	11:44:17.305
20	1:46.606	+5.251	11:46:03.911
21	1:49.072	+7.717	11:47:52.983
22	1:47.492	+6.137	11:49:40.475
23	1:47.870	+6.515	11:51:28.345
24	1:49.657	+8.302	11:53:18.002
25	1:47.013	+5.658	11:55:05.015
26	1:48.197	+6.842	11:56:53.212
27	1:49.817	+8.462	11:58:43.029

Lap	Lap Tm	Diff	Time of Day
(77) OBRADO MITJANS, FRANCESC XAVIER			
1	1:44.571	+1.953	11:13:34.800
2	1:43.949	+1.331	11:15:18.749
3	1:43.354	+0.736	11:17:02.103
4	1:43.061	+0.443	11:18:45.164
5	1:43.738	+1.120	11:20:28.902
6	1:43.565	+0.947	11:22:12.467
7	1:43.246	+0.628	11:23:55.713
8	1:43.929	+1.311	11:25:39.642
9	1:43.744	+1.126	11:27:23.386
10	1:42.618		11:29:06.004
11	1:43.391	+0.773	11:30:49.395
12	1:43.276	+0.658	11:32:32.671
13	1:43.195	+0.577	11:34:15.866
14	1:44.274	+1.656	11:36:00.140
15	1:44.581	+1.963	11:37:44.721
16	1:44.104	+1.486	11:39:28.825
17	1:46.198	+3.580	11:41:15.023
18	1:45.842	+3.224	11:43:00.865
19	1:45.303	+2.685	11:44:46.168
20	1:46.557	+3.939	11:46:32.725
21	1:46.572	+3.954	11:48:19.297
22	1:46.999	+4.381	11:50:06.296
23	1:47.646	+5.028	11:51:53.942
24	1:48.219	+5.601	11:53:42.161
25	1:48.595	+5.977	11:55:30.756
26	1:52.660	+10.042	11:57:23.416
27	2:04.644	+22.026	11:59:28.060

Lap	Lap Tm	Diff	Time of Day
(88) AMO AIRA, GUILLERMO			
1	1:42.733		11:13:50.563
2	1:43.458	+0.725	11:15:34.021
3	1:44.567	+1.834	11:17:18.588
4	1:43.710	+0.977	11:19:02.298
5	1:44.381	+1.648	11:20:46.679
6	1:43.825	+1.092	11:22:30.504
7	1:43.786	+1.053	11:24:14.290
8	1:44.110	+1.377	11:25:58.400
9	1:44.099	+1.366	11:27:42.499
10	1:43.695	+0.962	11:29:26.194
11	1:45.745	+3.012	11:31:11.939
12	1:44.973	+2.240	11:32:56.912
13	1:45.404	+2.671	11:34:42.316

Lap	Lap Tm	Diff	Time of Day
14	1:46.118	+3.385	11:36:28.434
15	1:46.139	+3.406	11:38:14.573
16	1:45.331	+2.598	11:39:59.904
17	1:46.630	+3.897	11:41:46.534
18	1:46.172	+3.439	11:43:32.706
19	1:46.049	+3.316	11:45:18.755
20	1:46.767	+4.034	11:47:05.522
21	1:47.302	+4.569	11:48:52.824
22	1:46.432	+3.699	11:50:39.256
23	1:46.162	+3.429	11:52:25.418
24	1:47.243	+4.510	11:54:12.661
25	1:46.449	+3.716	11:55:59.110
26	1:45.489	+2.756	11:57:44.599
27	1:49.230	+6.497	11:59:33.829

Lap	Lap Tm	Diff	Time of Day
(8) ESPEJO REVES, ALEX			
1	1:49.316	+4.696	11:13:43.750
2	1:48.097	+3.477	11:15:31.847
3	1:46.483	+1.863	11:17:18.330
4	1:46.700	+2.080	11:19:05.030
5	1:45.533	+0.913	11:20:50.563
6	1:44.795	+0.175	11:22:35.358
7	1:45.998	+1.378	11:24:21.356
8	1:46.002	+1.382	11:26:07.358
9	1:46.202	+1.582	11:27:53.560
10	1:46.388	+1.768	11:29:39.948
11	1:46.869	+2.249	11:31:26.817
12	1:47.735	+3.115	11:33:14.552
13	1:47.934	+3.314	11:35:02.486
14	1:47.124	+2.504	11:36:49.610
15	1:48.195	+3.575	11:38:37.805
16	1:45.627	+1.007	11:40:23.432
17	1:45.708	+1.088	11:42:09.140
18	1:44.963	+0.343	11:43:54.103
19	1:44.998	+0.378	11:45:39.101
20	1:45.604	+0.984	11:47:24.705
21	1:46.062	+1.442	11:49:10.767
22	1:45.906	+1.286	11:50:56.673
23	1:45.375	+0.755	11:52:42.048
24	1:44.620		11:54:26.668
25	1:45.467	+0.847	11:56:12.135
26	1:45.709	+1.089	11:57:57.844
27	1:48.013	+3.393	11:59:45.857

Lap	Lap Tm	Diff	Time of Day
(90) GAJON GARCIA, MARIO			
1	1:49.250	+4.391	11:13:41.377
2	1:45.345	+0.486	11:15:26.722
3	1:45.308	+0.449	11:17:12.030
4	1:44.859		11:18:56.889
5	1:46.631	+1.772	11:20:43.520
6	1:46.346	+1.487	11:22:29.866
7	1:46.801	+1.942	11:24:16.667
8	1:45.934	+1.075	11:26:02.601
9	1:46.632	+1.773	11:27:49.233
10	1:46.540	+1.681	11:29:35.773
11	1:46.802	+1.943	11:31:22.575
12	1:47.135	+2.276	11:33:09.710
13	1:47.987	+3.128	11:34:57.697
14	1:46.895	+2.036	11:36:44.592
15	1:47.348	+2.489	11:38:31.940
16	1:46.158	+1.299	11:40:18.098
17	1:46.476	+1.617	11:42:04.574
18	1:45.215	+0.356	11:43:49.789
19	1:47.622	+2.763	11:45:37.411
20	1:46.095	+1.236	11:47:23.506
21	1:46.424	+1.565	11:49:09.930

Cap de cronometratge / Director de Carrera / President del Jurat Orbits

Trofeu Català de Quads - Castellolí


Q1-Q2

Parcmotor Castellolí 1,500 km

Carrera - Primera Màniga

19/03/2017 11:00

Cursa (45:00 Temps) started at 11:11:45



Lap	Lap Tm	Diff	Time of Day
22	1:45.777	+0.918	11:50:55.707
23	1:45.706	+0.847	11:52:41.413
24	1:47.285	+2.426	11:54:28.698
25	1:47.106	+2.247	11:56:15.804
26	1:49.836	+4.977	11:58:05.640

(57) CASANOVA TALLADA, GERARD

1	1:49.752	+4.703	11:13:42.608
2	1:48.649	+3.600	11:15:31.257
3	1:45.628	+0.579	11:17:16.885
4	1:47.221	+2.172	11:19:04.106
5	1:45.049		11:20:49.155
6	1:45.455	+0.406	11:22:34.610
7	1:46.170	+1.121	11:24:20.780
8	1:45.952	+0.903	11:26:06.732
9	1:46.359	+1.310	11:27:53.091
10	1:46.074	+1.025	11:29:39.165
11	1:47.389	+2.340	11:31:26.554
12	1:47.501	+2.452	11:33:14.055
13	1:47.682	+2.633	11:35:01.737
14	1:47.328	+2.279	11:36:49.065
15	1:49.164	+4.115	11:38:38.229
16	1:49.214	+4.165	11:40:27.443
17	1:48.834	+3.785	11:42:16.277
18	1:49.349	+4.300	11:44:05.626
19	1:51.101	+6.052	11:45:56.727
20	1:51.441	+6.392	11:47:48.168
21	1:50.087	+5.038	11:49:38.255
22	1:52.339	+7.290	11:51:30.594
23	1:52.682	+7.633	11:53:23.276
24	1:52.161	+7.112	11:55:15.437
25	1:54.061	+9.012	11:57:09.498
26	1:54.177	+9.128	11:59:03.675

(49) VIVO VALLS, ALBERT

1	1:46.261	+0.001	11:13:48.286
2	1:49.516	+3.256	11:15:37.802
3	1:48.275	+2.015	11:17:26.077
4	1:46.690	+0.430	11:19:12.767
5	1:46.610	+0.350	11:20:59.377
6	1:47.047	+0.787	11:22:46.424
7	1:48.761	+2.501	11:24:35.185
8	1:49.601	+3.341	11:26:24.786
9	1:49.770	+3.510	11:28:14.556
10	3:53.373	+2:07.113	11:32:07.929
11	1:50.065	+3.805	11:33:57.994
12	1:52.499	+6.239	11:35:50.493
13	1:49.183	+2.923	11:37:39.676
14	1:47.694	+1.434	11:39:27.370
15	1:48.824	+2.564	11:41:16.194
16	1:46.260		11:43:02.454
17	1:47.841	+1.581	11:44:50.295
18	1:52.341	+6.081	11:46:42.636
19	1:50.220	+3.960	11:48:32.856
20	1:48.332	+2.072	11:50:21.188
21	1:49.079	+2.819	11:52:10.267
22	1:49.567	+3.307	11:53:59.834
23	1:48.434	+2.174	11:55:48.268
24	1:49.058	+2.798	11:57:37.326
25	1:52.857	+6.597	11:59:30.183

(248) AUPETIT , PIERRE ROMAN

1	1:49.098		11:13:41.107
2	1:49.841	+0.743	11:15:30.948
3	1:51.204	+2.106	11:17:22.152
4	1:50.127	+1.029	11:19:12.279

Lap	Lap Tm	Diff	Time of Day
5	1:51.943	+2.845	11:21:04.222
6	1:52.075	+2.977	11:22:56.297
7	1:56.147	+7.049	11:24:52.444
8	1:53.330	+4.232	11:26:45.774
9	1:53.420	+4.322	11:28:39.194
10	1:54.494	+5.396	11:30:33.688
11	1:54.005	+4.907	11:32:27.693
12	1:56.582	+7.484	11:34:24.275
13	1:55.539	+6.441	11:36:19.814
14	1:52.409	+3.311	11:38:12.223
15	1:57.184	+8.086	11:40:09.407
16	1:56.140	+7.042	11:42:05.547
17	1:54.308	+5.210	11:43:59.855
18	1:56.934	+7.836	11:45:56.789
19	1:58.075	+8.977	11:47:54.864
20	2:00.432	+11.334	11:49:55.296
21	1:54.754	+5.656	11:51:50.050
22	1:58.818	+9.720	11:53:48.868
23	1:53.755	+4.657	11:55:42.623
24	1:56.123	+7.025	11:57:38.746
25	1:57.555	+8.457	11:59:36.301

(76) SORTS ESCARRABILL, FRANCESC

1	1:54.876	+2.406	11:13:47.908
2	1:53.519	+1.049	11:15:41.427
3	1:52.470		11:17:33.897
4	1:53.499	+1.029	11:19:27.396
5	1:56.386	+3.916	11:21:23.782
6	1:56.953	+4.483	11:23:20.735
7	1:55.242	+2.772	11:25:15.977
8	1:59.570	+7.100	11:27:15.547
9	1:58.085	+5.615	11:29:13.632
10	1:59.585	+7.115	11:31:13.217
11	2:00.935	+8.465	11:33:14.152
12	2:01.315	+8.845	11:35:15.467
13	1:58.915	+6.445	11:37:14.382
14	2:01.361	+8.891	11:39:15.743
15	1:57.883	+5.413	11:41:13.626
16	2:01.205	+8.735	11:43:14.831
17	1:58.407	+5.937	11:45:13.238
18	2:01.968	+9.498	11:47:15.206
19	2:02.085	+9.615	11:49:17.291
20	2:00.162	+7.692	11:51:17.453
21	2:04.116	+11.646	11:53:21.569
22	2:00.481	+8.011	11:55:22.050
23	1:57.189	+4.719	11:57:19.239
24	1:56.955	+4.485	11:59:16.194

(44) BUJARALOEZ PORTOLES, RUBEN

1	1:58.481	+6.621	11:13:55.923
2	1:54.355	+2.495	11:15:50.278
3	1:51.860		11:17:42.138
4	1:53.024	+1.164	11:19:35.162
5	1:53.279	+1.419	11:21:28.441
6	1:55.419	+3.559	11:23:23.860

Trofeu Català de Quads - Castellolí
classificat per voltes
Q1-Q2 Parcmotor Castellolí 1,500 km
Carrera - Segona Màniga
19/03/2017 12:35
Cursa (45:00 Temps) started at 12:41:19

Pos.	Núm.	Cognoms i Nom	Voltes	Total Ts	Dif	Millor Ts	Categoria	Punts
1	13	DIAZ GOMEZ, KILLIAN	27	46:25.530		1:40.855	Q1	25
2	47	TORRES SOLER, ANTHONY	27	46:48.993	23.463	1:40.518	Q1	22
3	94	VILA VAQUES, DANIEL	27	47:34.046	1:08.516	1:38.039	Q1	20
4	88	AMO AIRA, GUILLERMO	27	48:11.671	1:46.141	1:43.274	Q1	18
5	8	ESPEJO REVES, ALEX	26	46:37.748	1 Volta	1:45.920	Q2	25
6	90	GAJON GARCIA, MARIO	26	46:45.319	1 Volta	1:44.821	Q2	22
7	57	CASANOVA TALLADA, GERARD	26	47:08.931	1 Volta	1:45.427	Q2	20
8	49	VIVO VALLS, ALBERT	26	48:00.167	1 Volta	1:45.467	Q2	18
9	248	AUPETIT , PIERRE ROMAN	24	47:00.795	3 Voltes	1:50.854	Q2	16
10	76	SORTS ESCARRABILL, FRANCESC	23	46:57.585	4 Voltes	1:56.510	Q2	15
11	77	OBRADO MITJANS, FRANCESC XAVIER	16	28:26.052	11 Voltes	1:43.432	Q1	16

Marge de victòria
Velocitat mitja
Millor temps de volta Millor vel.
Millor volta per

23.463

52,342

1:38.039

55,080

94 - VILA VAQUES, DANIEL

Cap de cronometratge / Director de Carrera / President del Jurat
Orbits

Trofeu Català de Quads - Castellolí

classificat per voltes

Q1-Q2 Parcmotor Castellolí 1,500 km

Carrera - Segona Màniga

19/03/2017 12:35

Cursa (45:00 Temps) started at 12:41:19

Pos.	Núm.	Cognoms i Nom	Voltes	Total Ts	Dif	Millor Ts	Categoria	Punts
Q1								
1	13	DIAZ GOMEZ, KILLIAN	27	46:25.530		1:40.855	Q1	25
2	47	TORRES SOLER, ANTHONY	27	46:48.993	23.463	1:40.518	Q1	22
3	94	VILA VAQUES, DANIEL	27	47:34.046	1:08.516	1:38.039	Q1	20
4	88	AMO AIRA, GUILLERMO	27	48:11.671	1:46.141	1:43.274	Q1	18
5	77	OBRADO MITJANS, FRANCESC XAVIER	16	28:26.052	11 Voltes	1:43.432	Q1	16
Q2								
1	8	ESPEJO REVES, ALEX	26	46:37.748		1:45.920	Q2	25
2	90	GAJON GARCIA, MARIO	26	46:45.319	7.571	1:44.821	Q2	22
3	57	CASANOVA TALLADA, GERARD	26	47:08.931	31.183	1:45.427	Q2	20
4	49	VIVO VALLS, ALBERT	26	48:00.167	1:22.419	1:45.467	Q2	18
5	248	AUPETIT , PIERRE ROMAN	24	47:00.795	2 Voltes	1:50.854	Q2	16
6	76	SORTS ESCARRABILL, FRANCESC	23	46:57.585	3 Voltes	1:56.510	Q2	15

Marge de victòria

Velocitat mitja

Millor temps de volta Millor vel.

Millor volta per

23.463

52,342

1:38.039

55,080

94 - VILA VAQUES, DANIEL

Cap de cronometratge / Director de Carrera / President del Jurat

Orbits

Trofeu Català de Quads - Castellolí

Volta a volta

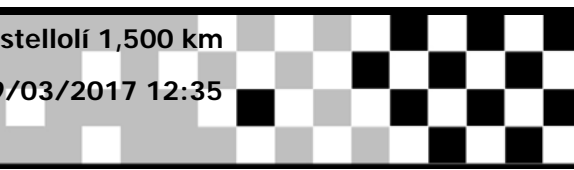
Q1-Q2

Parcmotor Castellolí 1,500 km

Carrera - Segona Màniga

19/03/2017 12:35

Cursa (45:00 Temps) started at 12:41:19



Competidors	Voltes																				
	0	1	2	3	4	5	6	7	8	9	10	11	12	13	14	15	16	17	18	19	20
TORRES SOLER, ANTHONY (47)	1	47	47	47	47	47	47	94	94	94	94	94	94	13	13	13	13	13	13	13	13
DIAZ GOMEZ, KILLIAN (13)	2	13	13	13	13	13	94	13	13	13	13	13	13	47	47	47	47	47	47	47	47
CASANOVA TALLADA, GERARD (57)	3	57	88	88	94	94	94	13	47	47	47	47	47	88	88	88	88	88	88	88	88
ESPEJO REVES, ALEX (8)	4	8	57	94	88	88	88	88	88	88	88	88	88	77	77	77	77	8	8	94	94
AMO AIRA, GUILLERMO (88)	5	88	8	57	57	57	57	57	57	57	77	77	77	8	8	8	8	57	94	8	8
AUPETIT, PIERRE ROMAN (248)	6	248	94	8	8	8	8	8	8	8	57	57	8	8	57	57	57	57	90	57	57
GAJON GARCIA, MARIO (90)	7	90	248	90	90	90	90	90	77	8	8	57	57	90	90	90	90	94	90	90	90
SORTS ESCARRABILL, FRANCESC (76)	8	76	90	49	49	49	49	77	77	90	90	90	90	49	49	94	94	49	49	49	49
VIVO VALLS, ALBERT (49)	9	49	49	248	77	77	77	49	49	49	49	49	49	94	94	49	49	248	248	248	248
VILA VAQUES, DANIEL (94)	10	94	76	77	248	248	248	248	248	248	248	248	248	248	248	248	248	76	76	76	76
OBRADO MITJANS, FRANCESC XAVIER (77)	11	77	77	76	76	76	76	76	76	76	76	76	76	76	76	76	76	76	76	76	76

Cap de cronometratge / Director de Carrera / President del Jurat Orbits

Trofeu Català de Quads - Castellolí

Volta a volta

Q1-Q2 Parcmotor Castellolí 1,500 km

Carrera - Segona Màniga 19/03/2017 12:35

Cursa (45:00 Temps) started at 12:41:19

Competidors	Voltes						
	21	22	23	24	25	26	27
TORRES SOLER, ANTHONY (47)	13	13	13	13	13	13	13
DIAZ GOMEZ, KILLIAN (13)	47	47	47	47	47	47	47
CASANOVA TALLADA, GERARD (57)	88	88	94	94	94	94	94
ESPEJO REVES, ALEX (8)	94	94	88	88	88	88	88
AMO AIRA, GUILLERMO (88)	8	8	8	8	8	8	8
AUPETIT, PIERRE ROMAN (248)	90	90	90	90	90	90	90
GAJON GARCIA, MARIO (90)	57	57	57	57	57	57	57
SORTS ESCARRABILL, FRANCESC (76)	49	49	49	49	49	49	49
VIVO VALLS, ALBERT (49)	248	248	248	248			
VILA VAQUES, DANIEL (94)	76	76	76				
OBRADO MITJANS, FRANCESC XAVIER (77)							

Trofeu Català de Quads - Castellolí

Q1-Q2

Parcmotor Castellolí 1,500 km

Carrera - Segona Màniga

19/03/2017 12:35

Cursa (45:00 Temps) started at 12:41:19

Lap	Lap Tm	Diff	Time of Day
(13) DIAZ GOMEZ, KILLIAN			
1	1:41.876	+1.021	12:43:05.579
2	1:41.928	+1.073	12:44:47.507
3	1:40.872	+0.017	12:46:28.379
4	1:40.855		12:48:09.234
5	1:40.889	+0.034	12:49:50.123
6	1:41.082	+0.227	12:51:31.205
7	1:41.115	+0.260	12:53:12.320
8	1:41.704	+0.849	12:54:54.024
9	1:41.433	+0.578	12:56:35.457
10	1:41.328	+0.473	12:58:16.785
11	1:41.893	+1.038	12:59:58.678
12	1:42.432	+1.577	13:01:41.110
13	1:42.308	+1.453	13:03:23.418
14	1:43.110	+2.255	13:05:06.528
15	1:42.853	+1.998	13:06:49.381
16	1:43.133	+2.278	13:08:32.514
17	1:43.741	+2.886	13:10:16.255
18	1:43.531	+2.676	13:11:59.786
19	1:44.342	+3.487	13:13:44.128
20	1:43.481	+2.626	13:15:27.609
21	1:44.000	+3.145	13:17:11.609
22	1:43.794	+2.939	13:18:55.403
23	1:43.876	+3.021	13:20:39.279
24	1:45.206	+4.351	13:22:24.485
25	1:45.458	+4.603	13:24:09.943
26	1:46.490	+5.635	13:25:56.433
27	1:48.470	+7.615	13:27:44.903

Lap	Lap Tm	Diff	Time of Day
(47) TORRES SOLER, ANTHONY			
1	1:41.975	+1.457	12:43:04.726
2	1:41.450	+0.932	12:44:46.176
3	1:41.394	+0.876	12:46:27.570
4	1:40.941	+0.423	12:48:08.511
5	1:40.518		12:49:49.029
6	1:41.303	+0.785	12:51:30.332
7	1:42.312	+1.794	12:53:12.644
8	1:42.097	+1.579	12:54:54.741
9	1:42.869	+2.351	12:56:37.610
10	1:41.631	+1.113	12:58:19.241
11	1:42.582	+2.064	13:00:01.823
12	1:42.237	+1.719	13:01:44.060
13	1:42.746	+2.228	13:03:26.806
14	1:42.818	+2.300	13:05:09.624
15	1:44.411	+3.893	13:06:54.035
16	1:43.387	+2.869	13:08:37.422
17	1:44.594	+4.076	13:10:22.016
18	1:45.130	+4.612	13:12:07.146
19	1:44.773	+4.255	13:13:51.919
20	1:45.374	+4.856	13:15:37.293
21	1:45.898	+5.380	13:17:23.191
22	1:46.273	+5.755	13:19:09.464
23	1:46.715	+6.197	13:20:56.179
24	1:46.068	+5.550	13:22:42.247
25	1:48.364	+7.846	13:24:30.611
26	1:49.303	+8.785	13:26:19.914
27	1:48.452	+7.934	13:28:08.366

Lap	Lap Tm	Diff	Time of Day
(94) VILA VAQUES, DANIEL			
1	1:43.995	+5.956	12:43:15.124
2	1:39.566	+1.527	12:44:54.690
3	1:38.039		12:46:32.729
4	1:38.530	+0.491	12:48:11.259
5	1:39.390	+1.351	12:49:50.649
6	1:40.151	+2.112	12:51:30.800

Lap	Lap Tm	Diff	Time of Day
7	1:38.165	+0.126	12:53:08.965
8	1:38.679	+0.640	12:54:47.644
9	1:39.286	+1.247	12:56:26.930
10	1:39.828	+1.789	12:58:06.758
11	1:38.525	+0.486	12:59:45.283
12	1:39.984	+1.945	13:01:25.267
13	3:52.415	+2:14.376	13:05:17.682
14	1:39.168	+1.129	13:06:56.850
15	1:40.435	+2.396	13:08:37.285
16	1:38.216	+0.177	13:10:15.501
17	1:38.673	+0.634	13:11:54.174
18	1:39.907	+1.868	13:13:34.081
19	1:38.634	+0.595	13:15:12.715
20	1:39.925	+1.886	13:16:52.640
21	1:39.896	+1.857	13:18:32.536
22	1:41.485	+3.446	13:20:14.021
23	1:45.524	+7.485	13:21:59.545
24	1:41.389	+3.350	13:23:40.934
25	1:41.611	+3.572	13:25:22.545
26	1:45.707	+7.668	13:27:08.252
27	1:45.167	+7.128	13:28:53.419

Lap	Lap Tm	Diff	Time of Day
(88) AMO AIRA, GUILLERMO			
1	1:43.274		12:43:08.596
2	1:45.061	+1.787	12:44:53.657
3	1:45.733	+2.459	12:46:39.390
4	1:43.633	+0.359	12:48:23.023
5	1:44.263	+0.989	12:50:07.286
6	1:43.657	+0.383	12:51:50.943
7	1:44.469	+1.195	12:53:35.412
8	1:43.851	+0.577	12:55:19.263
9	1:44.961	+1.687	12:57:04.224
10	1:44.617	+1.343	12:58:48.841
11	1:44.772	+1.498	13:00:33.613
12	1:43.721	+0.447	13:02:17.334
13	1:44.587	+1.313	13:04:01.921
14	1:44.769	+1.495	13:05:46.690
15	1:45.992	+2.718	13:07:32.682
16	1:45.103	+1.829	13:09:17.785
17	1:45.488	+2.214	13:11:03.273
18	1:46.870	+3.596	13:12:50.143
19	1:48.957	+5.683	13:14:39.100
20	1:50.048	+6.774	13:16:29.148
21	1:49.039	+5.765	13:18:18.187
22	1:50.440	+7.166	13:20:08.627
23	1:51.873	+8.599	13:22:00.500
24	1:52.863	+9.589	13:23:53.363
25	1:50.453	+7.179	13:25:43.816
26	1:50.406	+7.132	13:27:34.222
27	1:56.822	+13.548	13:29:31.044

Lap	Lap Tm	Diff	Time of Day
(8) ESPEJO REVES, ALEX			
1	1:48.569	+2.649	12:43:13.651
2	1:47.089	+1.169	12:45:00.740
3	1:46.435	+0.515	12:46:47.175
4	1:46.024	+0.104	12:48:33.199
5	1:46.164	+0.244	12:50:19.363
6	1:46.184	+0.264	12:52:05.547
7	1:46.487	+0.567	12:53:52.034
8	1:46.856	+0.936	12:55:38.890
9	1:47.685	+1.765	12:57:26.575
10	1:47.438	+1.518	12:59:14.013
11	1:46.264	+0.344	13:01:00.277
12	1:45.920		13:02:46.197
13	1:46.662	+0.742	13:04:32.859
14	1:48.598	+2.678	13:06:21.457

Lap	Lap Tm	Diff	Time of Day
15	1:46.683	+0.763	13:08:08.140
16	1:47.272	+1.352	13:09:55.412
17	1:48.062	+2.142	13:11:43.474
18	1:47.158	+1.238	13:13:30.632
19	1:48.394	+2.474	13:15:19.026
20	1:48.156	+2.236	13:17:07.182
21	1:46.739	+0.819	13:18:53.921
22	1:47.096	+1.176	13:20:41.017
23	1:47.267	+1.347	13:22:28.284
24	1:49.909	+3.989	13:24:18.193
25	1:50.262	+4.342	13:26:08.455
26	1:48.666	+2.746	13:27:57.121

Lap	Lap Tm	Diff	Time of Day
(90) GAJON GARCIA, MARIO			
1	1:50.192	+5.371	12:43:16.823
2	1:47.180	+2.359	12:45:04.003
3	1:45.187	+0.366	12:46:49.190
4	1:46.482	+1.661	12:48:35.672
5	1:44.821		12:50:20.493
6	1:46.298	+1.477	12:52:06.791
7	1:46.061	+1.240	12:53:52.852
8	1:48.159	+3.338	12:55:41.011
9	1:46.965	+2.144	12:57:27.976
10	1:47.494	+2.673	12:59:15.470
11	1:47.080	+2.259	13:01:02.550
12	1:46.484	+1.663	13:02:49.034
13	1:48.168	+3.347	13:04:37.202
14	1:48.065	+3.244	13:06:25.267
15	1:47.055	+2.234	13:08:12.322
16	1:47.159	+2.338	13:09:59.481
17	1:47.864	+3.043	13:11:47.345
18	1:48.527	+3.706	13:13:35.872
19	1:47.306	+2.485	13:15:23.178
20	1:48.098	+3.277	13:17:11.276
21	1:47.011	+2.190	13:18:58.287
22	1:47.148	+2.327	13:20:45.435
23	1:49.542	+4.721	13:22:34.977
24	1:49.631	+4.810	13:24:24.608
25	1:49.465	+4.644	13:26:14.073
26	1:50.619	+5.798	13:28:04.692

Lap	Lap Tm	Diff	Time of Day
(57) CASANOVA TALLADA, GERARD			
1	1:47.680	+2.253	12:43:12.221
2	1:47.304	+1.877	12:44:59.525
3	1:46.154	+0.727	12:46:45.679
4	1:45.427		12:48:31.106
5	1:46.207	+0.780	12:50:17.313
6	1:46.355	+0.928	12:52:03.668
7	1:46.849	+1.422	12:53:50.517
8	1:47.118	+1.691	12:55:37.635
9	1:47.827	+2.400	12:57:25.462
10	1:48.149	+2.722	12:59:13.611
11	1:48.114	+2.687	13:01:01.725
12	1:46.192	+0.765	13:02:47.917
13	1:48.081	+2.654	13:04:35.998
14	1:47.651	+2.224	13:06:23.649
15	1:47.447	+2.020	13:08:11.096
16	1:47.933	+2.506	13:09:59.029
17	1:47.521	+2.394	13:11:46.850
18	1:48.591	+3.164	13:13:35.441
19	1:47.464	+2.037	13:15:22.905
20	1:47.798	+2.371	13:17:10.703
21	1:50.742	+5.315	13:19:01.445
22	1:51.932	+6.505	13:20:53.377
23	1:52.071	+6.644	13:22:45.448
24	1:53.276	+7.849	13:24:38.724

Cap de cronometratge / Director de Carrera / President del Jurat Orbits

Trofeu Català de Quads - Castellolí

Q1-Q2

Parcmotor Castellolí 1,500 km

Carrera - Segona Màniga

19/03/2017 12:35

Cursa (45:00 Temps) started at 12:41:19

Lap	Lap Tm	Diff	Time of Day
25	1:55.106	+9.679	13:26:33.830
26	1:54.474	+9.047	13:28:28.304

(49) VIVO VALLS, ALBERT

Lap	Lap Tm	Diff	Time of Day
1	1:49.542	+4.075	12:43:17.167
2	1:47.593	+2.126	12:45:04.760
3	1:45.467		12:46:50.227
4	1:45.853	+0.386	12:48:36.080
5	1:46.579	+1.112	12:50:22.659
6	1:48.670	+3.203	12:52:11.329
7	1:47.487	+2.020	12:53:58.816
8	1:49.275	+3.808	12:55:48.091
9	1:49.336	+3.869	12:57:37.427
10	1:50.216	+4.749	12:59:27.643
11	1:51.567	+6.100	13:01:19.210
12	1:52.401	+6.934	13:03:11.611
13	1:51.297	+5.830	13:05:02.908
14	1:52.968	+7.501	13:06:55.876
15	1:51.039	+5.572	13:08:46.915
16	1:50.753	+5.286	13:10:37.668
17	1:52.121	+6.654	13:12:29.789
18	1:50.443	+4.976	13:14:20.232
19	1:49.514	+4.047	13:16:09.746
20	1:51.613	+6.146	13:18:01.359
21	1:51.905	+6.438	13:19:53.264
22	1:50.627	+5.160	13:21:43.891
23	1:52.241	+6.774	13:23:36.132
24	1:53.885	+8.418	13:25:30.017
25	1:54.318	+8.851	13:27:24.335
26	1:55.205	+9.738	13:29:19.540

(248) AUPETIT, PIERRE ROMAN

Lap	Lap Tm	Diff	Time of Day
1	1:50.854		12:43:16.531
2	1:53.776	+2.922	12:45:10.307
3	1:52.719	+1.865	12:47:03.026
4	1:53.929	+3.075	12:48:56.955
5	1:54.942	+4.088	12:50:51.897
6	1:56.091	+5.237	12:52:47.988
7	1:55.492	+4.638	12:54:43.480
8	2:00.193	+9.339	12:56:43.673
9	1:55.591	+4.737	12:58:39.264
10	1:56.000	+5.146	13:00:35.264
11	1:55.710	+4.856	13:02:30.974
12	1:57.141	+6.287	13:04:28.115
13	1:53.025	+2.171	13:06:21.140
14	1:59.261	+8.407	13:08:20.401
15	2:01.758	+10.904	13:10:22.159
16	1:57.618	+6.764	13:12:19.777
17	1:57.013	+6.159	13:14:16.790
18	2:00.298	+9.444	13:16:17.088
19	1:59.914	+9.060	13:18:17.002
20	2:00.107	+9.253	13:20:17.109
21	2:00.689	+9.835	13:22:17.798
22	2:03.447	+12.593	13:24:21.245
23	2:03.218	+12.364	13:26:24.463
24	1:55.705	+4.851	13:28:20.168

(76) SORTS ESCARRABILL, FRANCESC

Lap	Lap Tm	Diff	Time of Day
1	1:58.970	+2.460	12:43:26.527
2	1:57.993	+1.483	12:45:24.520
3	1:57.040	+0.530	12:47:21.560
4	1:56.510		12:49:18.070
5	1:57.466	+0.956	12:51:15.536
6	2:02.384	+5.874	12:53:17.920
7	1:57.720	+1.210	12:55:15.640
8	1:58.561	+2.051	12:57:14.201

Lap	Lap Tm	Diff	Time of Day
9	2:01.773	+5.263	12:59:15.974
10	1:57.561	+1.051	13:01:13.535
11	1:58.542	+2.032	13:03:12.077
12	2:02.496	+5.986	13:05:14.573
13	2:02.141	+5.631	13:07:16.714
14	2:07.330	+10.820	13:09:24.044
15	2:06.622	+10.112	13:11:30.666
16	2:08.078	+11.568	13:13:38.744
17	2:07.551	+11.041	13:15:46.295
18	2:02.828	+6.318	13:17:49.123
19	2:02.637	+6.127	13:19:51.760
20	2:02.691	+6.181	13:21:54.451
21	2:07.794	+11.284	13:24:02.245
22	2:08.447	+11.937	13:26:10.692
23	2:06.266	+9.756	13:28:16.958

(77) OBRADO MITJANS, FRANCESC XAVIER

Lap	Lap Tm	Diff	Time of Day
1	1:46.169	+2.737	12:43:26.822
2	1:44.778	+1.346	12:45:11.600
3	1:44.404	+0.972	12:46:56.004
4	1:43.432		12:48:39.436
5	1:43.965	+0.533	12:50:23.401
6	1:44.378	+0.946	12:52:07.779
7	1:45.648	+2.216	12:53:53.427
8	1:45.563	+2.131	12:55:38.990
9	1:44.831	+1.399	12:57:23.821
10	1:45.490	+2.058	12:59:09.311
11	1:45.497	+2.065	13:00:54.808
12	1:45.465	+2.033	13:02:40.273
13	1:46.738	+3.306	13:04:27.011
14	1:46.512	+3.080	13:06:13.523
15	1:46.070	+2.638	13:07:59.593
16	1:45.832	+2.400	13:09:45.425

Trofeu Català de Quads - Castellolí
Ordenat per la volta més ràpida
Q1-Q2 Parcmotor Castellolí 1,500 km
Entrenaments Qualificatius 19/03/2017 09:40
Classificació (30:00 Temps) started at 9:58:48

Pos.	Núm.	Pilot	Millor Tm	Volta	Dif	2° Millor	Club	Categoria
1	94	VILA VAQUES, DANIEL	1:37.767	12		1:38.401	Mc Igualada	Q1
2	47	TORRES SOLER, ANTHONY	1:39.703	9	1.936	1:39.776	Esc. La Selva	Q1
3	13	DIAZ GOMEZ, KILLIAN	1:39.994	13	2.227	1:40.111	Mc P.Mafumet	Q1
4	77	OBRADO MITJANS, FRANCESC XAVIER	1:40.930	8	3.163	1:43.926	Mc Salomo	Q1
5	88	AMO AIRA, GUILLERMO	1:41.140	10	3.373	1:41.529	Enducross Almenara	Q1
6	90	GAJON GARCIA, MARIO	1:44.793	12	7.026	1:45.857	Mc. Zuera	Q2
7	8	ESPEJO REVES, ALEX	1:45.138	12	7.371	1:45.331	Terré Almenar	Q2
8	33	BOVE PERUCHO, ALEX	1:45.162	7	7.395	1:46.322	Mc Tona	Q2
9	57	CASANOVA TALLADA, GERARD	1:45.444	12	7.677	1:46.606	Mc Foc i Fuegu	Q2
10	49	VIVO VALLS, ALBERT	1:45.927	7	8.160	1:46.559	MC 3 Turons	Q2
11	248	AUPETIT , PIERRE ROMAN	1:49.589	9	11.822	1:52.672	Pm Figueres	Q2
12	44	BUJARALoz PORTOLES, RUBEN	1:51.726	5	13.959	1:53.893	Terré Almenar	Q2
13	76	SORTS ESCARRABILL, FRANCESC	1:53.149	5	15.382	1:53.389	Mc Tona	Q2

Trofeu Català de Quads - Castellolí

Q1-Q2

Parcmotor Castellolí 1,500 km

Entrenaments Qualificatius

19/03/2017 09:40

Classificació (30:00 Temps) started at 9:58:48

Lap	Lap Tm	Diff	Time of Day
(94) VILA VAQUES, DANIEL			
1			9:58:48.315
2	1:47.837	+10.070	10:00:36.152
3	1:40.075	+2.308	10:02:16.227
4	1:39.435	+1.668	10:03:55.662
5	1:49.756	+11.989	10:05:45.418
6	1:40.125	+2.358	10:07:25.543
7	1:48.654	+10.887	10:09:14.197
8	1:38.539	+0.772	10:10:52.736
9	1:42.760	+4.993	10:12:35.496
10	1:42.808	+5.041	10:14:18.304
11	1:42.670	+4.903	10:16:00.974
12	1:37.767		10:17:38.741
13	1:49.607	+11.840	10:19:28.348
14	1:50.915	+13.148	10:21:19.263
15	1:56.633	+18.866	10:23:15.896
16	1:38.401	+0.634	10:24:54.297
17	2:01.136	+23.369	10:26:55.433

Lap	Lap Tm	Diff	Time of Day
(47) TORRES SOLER, ANTHONY			
1			10:01:04.561
2	1:58.185	+18.482	10:03:02.746
3	1:51.243	+11.540	10:04:53.989
4	2:26.154	+46.451	10:07:20.143
5	1:40.956	+1.253	10:09:01.099
6	2:21.649	+41.946	10:11:22.748
7	1:39.776	+0.073	10:13:02.524
8	2:39.281	+59.578	10:15:41.805
9	1:39.703		10:17:21.508

Lap	Lap Tm	Diff	Time of Day
(13) DIAZ GOMEZ, KILLIAN			
1			9:58:52.047
2	1:54.417	+14.423	10:00:46.464
3	1:45.938	+5.944	10:02:32.402
4	1:43.815	+3.821	10:04:16.217
5	2:03.661	+23.667	10:06:19.878
6	1:41.945	+1.951	10:08:01.823
7	1:42.054	+2.060	10:09:43.877
8	1:41.076	+1.082	10:11:24.953
9	1:41.971	+1.977	10:13:06.924
10	2:08.465	+28.471	10:15:15.389
11	1:40.780	+0.786	10:16:56.169
12	1:40.111	+0.117	10:18:36.280
13	1:39.994		10:20:16.274
14	3:24.618	+1:44.624	10:23:40.892
15	1:59.844	+19.850	10:25:40.736

Lap	Lap Tm	Diff	Time of Day
(77) OBRADO MITJANS, FRANCESC XAVIER			
1			10:04:51.751
2	2:03.389	+22.459	10:06:55.140
3	2:27.974	+47.044	10:09:23.114
4	1:43.926	+2.996	10:11:07.040
5	1:44.036	+3.106	10:12:51.076
6	4:49.500	+3:08.570	10:17:40.576
7	1:49.536	+8.606	10:19:30.112
8	1:40.930		10:21:11.042

Lap	Lap Tm	Diff	Time of Day
(88) AMO AIRA, GUILLERMO			
1			9:58:52.684
2	1:56.120	+14.980	10:00:48.804
3	1:45.097	+3.957	10:02:33.901
4	1:48.302	+7.162	10:04:22.203
5	1:42.395	+1.255	10:06:04.598
6	2:47.615	+1:06.475	10:08:52.213
7	2:03.539	+22.399	10:10:55.752

Lap	Lap Tm	Diff	Time of Day
8	1:41.529	+0.389	10:12:37.281
9	2:03.106	+21.966	10:14:40.387
10	1:41.140		10:16:21.527
11	2:11.968	+30.828	10:18:33.495

Lap	Lap Tm	Diff	Time of Day
(90) GAJON GARCIA, MARIO			
1			9:58:57.620
2	2:01.897	+17.104	10:00:59.517
3	1:55.923	+11.130	10:02:55.440
4	1:51.191	+6.398	10:04:46.631
5	1:52.977	+8.184	10:06:39.608
6	1:46.314	+1.521	10:08:25.922
7	1:56.830	+12.037	10:10:22.752
8	1:54.074	+9.281	10:12:16.826
9	1:46.149	+1.356	10:14:02.975
10	1:45.857	+1.064	10:15:48.832
11	2:02.785	+17.992	10:17:51.617
12	1:44.793		10:19:36.410
13	6:43.430	+4:58.637	10:26:19.840
14	1:52.571	+7.778	10:28:12.411
15	1:49.004	+4.211	10:30:01.415

Lap	Lap Tm	Diff	Time of Day
(8) ESPEJO REVES, ALEX			
1			10:00:50.147
2	1:59.928	+14.790	10:02:50.075
3	1:50.259	+5.121	10:04:40.334
4	1:47.535	+2.397	10:06:27.869
5	1:47.339	+2.201	10:08:15.208
6	1:47.464	+2.326	10:10:02.672
7	1:46.999	+1.861	10:11:49.671
8	2:30.503	+45.365	10:14:20.174
9	1:45.492	+0.354	10:16:05.666
10	2:18.797	+33.659	10:18:24.463
11	1:45.331	+0.193	10:20:09.794
12	1:45.138		10:21:54.932

Lap	Lap Tm	Diff	Time of Day
(33) BOVE PERUCHO, ALEX			
1			10:02:30.193
2	2:01.723	+16.561	10:04:31.916
3	1:49.049	+3.887	10:06:20.965
4	1:46.832	+1.670	10:08:07.797
5	1:46.322	+1.160	10:09:54.119
6	1:49.315	+4.153	10:11:43.434
7	1:45.162		10:13:28.596

Lap	Lap Tm	Diff	Time of Day
(57) CASANOVA TALLADA, GERARD			
1			9:58:54.452
2	2:00.176	+14.732	10:00:54.628
3	1:58.690	+13.246	10:02:53.318
4	1:50.342	+4.898	10:04:43.660
5	1:47.230	+1.786	10:06:30.890
6	1:48.349	+2.905	10:08:19.239
7	1:55.539	+10.095	10:10:14.778
8	1:46.606	+1.162	10:12:01.384
9	6:01.990	+4:16.546	10:18:03.374
10	1:50.831	+5.387	10:19:54.205
11	1:46.743	+1.299	10:21:40.948
12	1:45.444		10:23:26.392

Lap	Lap Tm	Diff	Time of Day
(49) VIVO VALLS, ALBERT			
1			10:01:19.236
2	1:55.816	+9.889	10:03:15.052
3	1:47.811	+1.884	10:05:02.863
4	1:53.032	+7.105	10:06:55.895
5	1:52.066	+6.139	10:08:47.961
6	1:46.559	+0.632	10:10:34.520

Lap	Lap Tm	Diff	Time of Day
7	1:45.927		10:12:20.447
(248) AUPETIT, PIERRE ROMAN			
1			9:58:59.460
2	2:11.621	+22.032	10:01:11.081
3	2:08.088	+18.499	10:03:19.169
4	1:52.964	+3.375	10:05:12.133
5	1:52.672	+3.083	10:07:04.805
6	7:00.997	+5:11.408	10:14:05.802
7	2:06.776	+17.187	10:16:12.578
8	2:05.678	+16.089	10:18:18.256
9	1:49.589		10:20:07.845
10	2:11.888	+22.299	10:22:19.733

Lap	Lap Tm	Diff	Time of Day
(44) BUJARALAZ PORTOLES, RUBEN			
1			10:00:56.874
2	2:04.225	+12.499	10:03:01.099
3	1:56.143	+4.417	10:04:57.242
4	1:53.893	+2.167	10:06:51.135
5	1:51.726		10:08:42.861
6	7:07.563	+5:15.837	10:15:50.424

Lap	Lap Tm	Diff	Time of Day
(76) SORTS ESCARRABILL, FRANCESC			
1			10:01:02.569
2	2:10.342	+17.193	10:03:12.911
3	2:00.388	+7.239	10:05:13.299
4	1:54.221	+1.072	10:07:07.520
5	1:53.149		10:09:00.669
6	9:38.944	+7:45.795	10:18:39.613
7	1:56.547	+3.398	10:20:36.160
8	1:53.389	+0.240	10:22:29.549
9	1:53.846	+0.697	10:24:23.395

Trofeu Català de Quads - Castellolí

QAmateur

Parcmotor Castellolí 1,500 km

Classificació Final

Pos.	Núm.	Cognoms i Nom	Llicència	Club	R1.	R2.	Total Punts
1	199	FRANCISCO PEREA, DANIEL	875835-GI	Pm Figueres	22	25	47
2	25	CIURANA GAROLERA, JESUS	875670-GI	Mc Rav Motor	25	22	47
3	40	MARTINEZ GARCIA, SERGI	875825-B	Pm Figueres	20	16	36
4	35	VERA RICO, TONI	875723-L	Terré Almenar	15	18	33
5	15	BARJOLA MARTINEZ, PABLO	874854-B	MC Enduro Cunit	18	15	33
6	4	FERNANDEZ CUBILES, OSCAR	875848-GI	Mc Rav Motor	14	14	28
7	542	BOSCH MITJAVILA, DAVID	875756-B	Pm Figueres	13	13	26
8	64	GISPert PERICAS, JOSE	875774-B	MC 3 Turons	12	12	24
9	5	CASES NADAL, ORIOL	875736-L	Terré Almenar	0	20	20
10	41	POYATOS POZO, EDGAR	875789-T	Mc P.Mafumet	16	0	16

Abreujat Nom

Abreujat Nom

R1. QAmateur - Carrera - Primera Màniga

R2. QAmateur - Carrera - Segona Màniga

Cap de cronometratge / Director de Carrera / President del Jurat

Orbits

Trofeu Català de Quads - Castellolí
classificat per voltes
QAmateur
Parcmotor Castellolí 1,500 km
Carrera - Primera Màniga
19/03/2017 10:25
Cursa (20:00 Temps) started at 10:38:35

Pos.	Núm.	Cognoms i Nom	Voltes	Total Ts	Dif	Millor Ts	Categoria	Punts
1	25	CIURANA GAROLERA, JESUS	11	20:45.668		1:50.793	Trofeu Qamate	25
2	199	FRANCISCO PEREA, DANIEL	11	20:48.423	2.755	1:51.263	Trofeu Qamate	22
3	40	MARTINEZ GARCIA, SERGI	11	21:16.879	31.211	1:49.552	Trofeu Qamate	20
4	15	BARJOLA MARTINEZ, PABLO	11	21:40.846	55.178	1:53.224	Trofeu Qamate	18
5	41	POYATOS POZO, EDGAR	11	21:43.536	57.868	1:54.658	Trofeu Qamate	16
6	35	VERA RICO, TONI	11	22:32.806	1:47.138	1:48.365	Trofeu Qamate	15
7	4	FERNANDEZ CUBILES, OSCAR	11	22:49.802	2:04.134	1:48.470	Trofeu Qamate	14
8	542	BOSCH MITJAVILA, DAVID	10	21:29.512	1 Volta	2:03.224	Trofeu Qamate	13
9	64	GISPERT PERICAS, JOSE	10	22:17.042	1 Volta	2:07.890	Trofeu Qamate	12

No classificat (33% = 4 Voltes)

NT	5	CASES NADAL, ORIOL	4	7:49.173	NT	1:52.128	Trofeu Qamate	0
----	---	--------------------	---	----------	----	----------	---------------	---

Marge de victòria	Velocitat mitja	Millor temps de volta	Millor vel.	Millor volta per
2.755	47,685	1:48.365	49,832	35 - VERA RICO, TONI

Cap de cronometratge / Director de Carrera / President del Jurat
Orbits

Trofeu Català de Quads - Castellolí

Volta a volta


QAmateur

Parcmotor Castellolí 1,500 km

Carrera - Primera Màniga

19/03/2017 10:25

Cursa (20:00 Temps) started at 10:38:35



Competidors	Voltes												
	0	1	2	3	4	5	6	7	8	9	10	11	
FRANCISCO PEREA, DANIEL (199)	1	199	40	40	40	40	40	40	199	199	25	25	25
MARTINEZ GARCIA, SERGI (40)	2	40	199	199	199	199	199	199	40	25	199	199	199
CASES NADAL, ORIOL (5)	3	5	5	5	25	25	25	25	25	40	40	40	40
BARJOLA MARTINEZ, PABLO (15)	4	15	15	25	15	35	35	15	15	15	15	15	15
CIURANA GAROLERA, JESUS (25)	5	25	25	35	5	15	15	41	41	41	41	41	41
FERNANDEZ CUBILES, OSCAR (4)	6	4	35	15	35	5	41	35	35	35	35	35	35
BOSCH MITJAVILA, DAVID (542)	7	542	4	4	4	41	4	4	4	4	4	4	4
VERA RICO, TONI (35)	8	35	542	41	41	4	542	542	542	542	542	542	542
POYATOS POZO, EDGAR (41)	9	41	41	542	542	542	64	64	64	64	64	64	64
GISPert PERICAS, JOSE (64)	10	64	64	64	64	64							

Trofeu Català de Quads - Castellolí

QAmateur

Parcmotor Castellolí 1,500 km

Carrera - Primera Màniga

19/03/2017 10:25

Cursa (20:00 Temps) started at 10:38:35

Lap	Lap Tm	Diff	Time of Day
(25) CIURANA GAROLERA, JESUS			
1	1:53.238	+2.445	10:40:39.345
2	1:50.793		10:42:30.138
3	1:50.978	+0.185	10:44:21.116
4	1:51.857	+1.064	10:46:12.973
5	1:52.977	+2.184	10:48:05.950
6	1:54.004	+3.211	10:49:59.954
7	1:53.752	+2.959	10:51:53.706
8	1:51.622	+0.829	10:53:45.328
9	1:50.895	+0.102	10:55:36.223
10	1:52.787	+1.994	10:57:29.010
11	1:52.497	+1.704	10:59:21.507

Lap	Lap Tm	Diff	Time of Day
(199) FRANCISCO PEREA, DANIEL			
1	1:54.124	+2.861	10:40:36.526
2	1:51.936	+0.673	10:42:28.462
3	1:51.263		10:44:19.725
4	1:51.862	+0.599	10:46:11.587
5	1:51.846	+0.583	10:48:03.433
6	1:53.188	+1.925	10:49:56.621
7	1:53.721	+2.458	10:51:50.342
8	1:54.568	+3.305	10:53:44.910
9	1:52.603	+1.340	10:55:37.513
10	1:53.203	+1.940	10:57:30.716
11	1:53.546	+2.283	10:59:24.262

Lap	Lap Tm	Diff	Time of Day
(40) MARTINEZ GARCIA, SERGI			
1	1:49.552		10:40:33.178
2	1:50.347	+0.795	10:42:23.525
3	1:51.345	+1.793	10:44:14.870
4	1:53.026	+3.474	10:46:07.896
5	1:53.462	+3.910	10:48:01.358
6	1:54.889	+5.337	10:49:56.247
7	1:57.000	+7.448	10:51:53.247
8	1:59.485	+9.933	10:53:52.732
9	2:01.120	+11.568	10:55:53.852
10	1:59.781	+10.229	10:57:53.633
11	1:59.085	+9.533	10:59:52.718

Lap	Lap Tm	Diff	Time of Day
(15) BARJOLA MARTINEZ, PABLO			
1	1:53.224		10:40:38.993
2	1:54.355	+1.131	10:42:33.348
3	1:55.714	+2.490	10:44:29.062
4	1:55.259	+2.035	10:46:24.321
5	1:58.704	+5.480	10:48:23.025
6	1:59.495	+6.271	10:50:22.520
7	1:59.724	+6.500	10:52:22.244
8	1:57.911	+4.687	10:54:20.155
9	1:59.520	+6.296	10:56:19.675
10	1:58.463	+5.239	10:58:18.138
11	1:58.547	+5.323	11:00:16.685

Lap	Lap Tm	Diff	Time of Day
(41) POYATOS POZO, EDGAR			
1	2:03.912	+9.254	10:40:53.160
2	1:58.930	+4.272	10:42:52.090
3	1:56.969	+2.311	10:44:49.059
4	1:56.348	+1.690	10:46:45.407
5	1:58.276	+3.618	10:48:43.683
6	1:57.635	+2.977	10:50:41.318
7	1:55.441	+0.783	10:52:36.759
8	1:56.383	+1.725	10:54:33.142
9	1:55.763	+1.105	10:56:28.905
10	1:54.658		10:58:23.563
11	1:55.812	+1.154	11:00:19.375

Lap	Lap Tm	Diff	Time of Day
(35) VERA RICO, TONI			
1	1:54.022	+5.657	10:40:42.580
2	1:50.386	+2.021	10:42:32.966
3	1:58.479	+10.114	10:44:31.445
4	1:48.365		10:46:19.810
5	1:49.460	+1.095	10:48:09.270
6	2:38.668	+50.303	10:50:47.938
7	1:57.345	+8.980	10:52:45.283
8	2:01.300	+12.935	10:54:46.583
9	2:00.829	+12.464	10:56:47.412
10	2:08.815	+20.450	10:58:56.227
11	2:12.418	+24.053	11:01:08.645

Lap	Lap Tm	Diff	Time of Day
(4) FERNANDEZ CUBILES, OSCAR			
1	1:57.223	+8.753	10:40:44.541
2	1:59.818	+11.348	10:42:44.359
3	2:00.569	+12.099	10:44:44.928
4	2:08.775	+20.305	10:46:53.703
5	2:11.158	+22.688	10:49:04.861
6	2:04.856	+16.386	10:51:09.717
7	1:48.470		10:52:58.187
8	2:03.809	+15.339	10:55:01.996
9	2:04.176	+15.706	10:57:06.172
10	2:08.515	+20.045	10:59:14.687
11	2:10.954	+22.484	11:01:25.641

Lap	Lap Tm	Diff	Time of Day
(542) BOSCH MITJAVILA, DAVID			
1	2:04.631	+1.407	10:40:52.084
2	2:03.224		10:42:55.308
3	2:04.771	+1.547	10:45:00.079
4	2:06.242	+3.018	10:47:06.321
5	2:10.504	+7.280	10:49:16.825
6	2:05.825	+2.601	10:51:22.650
7	2:07.527	+4.303	10:53:30.177
8	2:13.622	+10.398	10:55:43.799
9	2:08.057	+4.833	10:57:51.856
10	2:13.495	+10.271	11:00:05.351

Lap	Lap Tm	Diff	Time of Day
(64) GISPert PERICAS, JOSE			
1	2:08.080	+0.190	10:40:58.433
2	2:07.890		10:43:06.323
3	2:09.807	+1.917	10:45:16.130
4	2:09.938	+2.048	10:47:26.068
5	2:13.905	+6.015	10:49:39.973
6	2:15.847	+7.957	10:51:55.820
7	2:13.696	+5.806	10:54:09.516
8	2:13.897	+6.007	10:56:23.413
9	2:14.416	+6.526	10:58:37.829
10	2:15.052	+7.162	11:00:52.881

Lap	Lap Tm	Diff	Time of Day
(5) CASES NADAL, ORIOL			
1	1:53.318	+1.190	10:40:37.532
2	1:52.128		10:42:29.660
3	2:01.720	+9.592	10:44:31.380
4	1:53.632	+1.504	10:46:25.012

Cap de cronometratge / Director de Carrera / President del Jurat

Orbits

Trofeu Català de Quads - Castellolí
classificat per voltes
QAmateur
Parcmotor Castellolí 1,500 km
Carrera - Segona Màniga
19/03/2017 12:00
Cursa (20:00 Temps) started at 12:07:53

Pos.	Núm.	Cognoms i Nom	Voltes	Total Ts	Dif	Millor Ts	Categoria	Punts
1	199	FRANCISCO PEREA, DANIEL	11	20:48.509		1:52.025	Trofeu Qamate	25
2	25	CIURANA GAROLERA, JESUS	11	20:48.520	0.011	1:50.546	Trofeu Qamate	22
3	5	CASES NADAL, ORIOL	11	21:06.623	18.114	1:52.601	Trofeu Qamate	20
4	35	VERA RICO, TONI	11	21:10.786	22.277	1:49.846	Trofeu Qamate	18
5	40	MARTINEZ GARCIA, SERGI	11	21:20.518	32.009	1:52.268	Trofeu Qamate	16
6	15	BARJOLA MARTINEZ, PABLO	11	22:20.120	1:31.611	1:52.697	Trofeu Qamate	15
7	4	FERNANDEZ CUBILES, OSCAR	11	22:52.221	2:03.712	1:53.097	Trofeu Qamate	14
8	542	BOSCH MITJAVILA, DAVID	10	21:16.599	1 Volta	2:03.428	Trofeu Qamate	13
9	64	GISPERT PERICAS, JOSE	9	22:01.343	2 Voltes	2:14.111	Trofeu Qamate	12

No classificat (33% = 4 Voltes)

NT	41	POYATOS POZO, EDGAR	2	4:09.868	NT	1:58.022	Trofeu Qamate	0
----	----	---------------------	---	----------	----	----------	---------------	---

Marge de victòria	Velocitat mitja	Millor temps de volta	Millor vel.	Millor volta per
0.011	47,577	1:49.846	49,160	35 - VERA RICO, TONI

Cap de cronometratge / Director de Carrera / President del Jurat
Orbits

Trofeu Català de Quads - Castellolí

Volta a volta


QAmateur

Parcmotor Castellolí 1,500 km

Carrera - Segona Màniga

19/03/2017 12:00

Cursa (20:00 Temps) started at 12:07:53



Competidors	Voltes												
	0	1	2	3	4	5	6	7	8	9	10	11	
FRANCISCO PEREA, DANIEL (199)	1	199	199	199	199	199	199	199	199	199	199	199	199
VERA RICO, TONI (35)	2	35	40	40	40	25	25	25	25	25	25	25	25
MARTINEZ GARCIA, SERGI (40)	3	40	5	5	25	40	40	40	40	5	5	5	5
CASES NADAL, ORIOL (5)	4	5	25	25	5	5	5	5	5	40	40	40	35
CIURANA GAROLERA, JESUS (25)	5	25	4	15	15	15	15	15	35	35	35	35	40
FERNANDEZ CUBILES, OSCAR (4)	6	4	15	4	4	4	35	35	15	15	15	15	15
BARJOLA MARTINEZ, PABLO (15)	7	15	41	41	35	35	4	4	4	4	4	4	4
POYATOS POZO, EDGAR (41)	8	41	542	542	542	542	542	542	542	542	542	542	542
BOSCH MITJAVILA, DAVID (542)	9	542	35	35	64	64	64	64	64	64	64	64	64
GISPert PERICAS, JOSE (64)	10	64	64	64									

Trofeu Català de Quads - Castellolí

QAmateur

Parcmotor Castellolí 1,500 km

Carrera - Segona Màniga

19/03/2017 12:00

Cursa (20:00 Temps) started at 12:07:53

Lap	Lap Tm	Diff	Time of Day
(199) FRANCISCO PEREA, DANIEL			
1	1:52.626	+0.601	12:09:51.530
2	1:52.025		12:11:43.555
3	1:52.761	+0.736	12:13:36.316
4	1:52.884	+0.859	12:15:29.200
5	1:53.254	+1.229	12:17:22.454
6	1:52.712	+0.687	12:19:15.166
7	1:52.173	+0.148	12:21:07.339
8	1:53.232	+1.207	12:23:00.571
9	1:53.691	+1.666	12:24:54.262
10	1:53.202	+1.177	12:26:47.464
11	1:54.888	+2.863	12:28:42.352

Lap	Lap Tm	Diff	Time of Day
(25) CIURANA GAROLERA, JESUS			
1	1:54.298	+3.752	12:09:55.031
2	1:52.730	+2.184	12:11:47.761
3	1:50.546		12:13:38.307
4	1:52.258	+1.712	12:15:30.565
5	1:52.340	+1.794	12:17:22.905
6	1:53.101	+2.555	12:19:16.006
7	1:52.639	+2.093	12:21:08.645
8	1:52.400	+1.854	12:23:01.045
9	1:53.631	+3.085	12:24:54.676
10	1:53.692	+3.146	12:26:48.368
11	1:53.995	+3.449	12:28:42.363

Lap	Lap Tm	Diff	Time of Day
(5) CASES NADAL, ORIOL			
1	1:54.335	+1.734	12:09:54.666
2	1:52.998	+0.397	12:11:47.664
3	1:52.601		12:13:40.265
4	1:56.235	+3.634	12:15:36.500
5	1:55.061	+2.460	12:17:31.561
6	1:54.938	+2.337	12:19:26.499
7	1:55.550	+2.949	12:21:22.049
8	1:53.981	+1.380	12:23:16.030
9	1:55.163	+2.562	12:25:11.193
10	1:54.233	+1.632	12:27:05.426
11	1:55.040	+2.439	12:29:00.466

Lap	Lap Tm	Diff	Time of Day
(35) VERA RICO, TONI			
1	2:31.219	+41.373	12:10:30.659
2	1:50.536	+0.690	12:12:21.195
3	1:50.818	+0.972	12:14:12.013
4	1:49.846		12:16:01.859
5	1:52.971	+3.125	12:17:54.830
6	1:50.028	+0.182	12:19:44.858
7	1:52.841	+2.995	12:21:37.699
8	1:51.884	+2.038	12:23:29.583
9	1:51.059	+1.213	12:25:20.642
10	1:51.702	+1.856	12:27:12.344
11	1:52.285	+2.439	12:29:04.629

Lap	Lap Tm	Diff	Time of Day
(40) MARTINEZ GARCIA, SERGI			
1	1:52.498	+0.230	12:09:52.355
2	1:52.268		12:11:44.623
3	1:53.036	+0.768	12:13:37.659
4	1:55.088	+2.820	12:15:32.747
5	1:55.688	+3.420	12:17:28.435
6	1:56.575	+4.307	12:19:25.010
7	1:56.598	+4.330	12:21:21.608
8	1:57.164	+4.896	12:23:18.772
9	1:55.884	+3.616	12:25:14.656
10	1:56.390	+4.122	12:27:11.046
11	2:03.315	+11.047	12:29:14.361

Lap	Lap Tm	Diff	Time of Day
(15) BARJOLA MARTINEZ, PABLO			
1	1:55.251	+2.554	12:09:58.638
2	1:52.697		12:11:51.335
3	1:54.326	+1.629	12:13:45.661
4	1:59.269	+6.572	12:15:44.930
5	2:00.103	+7.406	12:17:45.033
6	1:59.300	+6.603	12:19:44.333
7	2:06.073	+13.376	12:21:50.406
8	2:07.477	+14.780	12:23:57.883
9	2:04.373	+11.676	12:26:02.256
10	2:02.390	+9.693	12:28:04.646
11	2:09.317	+16.620	12:30:13.963

Lap	Lap Tm	Diff	Time of Day
(4) FERNANDEZ CUBILES, OSCAR			
1	1:55.518	+2.421	12:09:57.834
2	1:58.336	+5.239	12:11:56.170
3	1:59.712	+6.615	12:13:55.882
4	2:01.661	+8.564	12:15:57.543
5	1:59.774	+6.677	12:17:57.317
6	2:14.530	+21.433	12:20:11.847
7	1:53.097		12:22:04.944
8	2:02.355	+9.258	12:24:07.299
9	2:01.082	+7.985	12:26:08.381
10	2:12.790	+19.693	12:28:21.171
11	2:24.893	+31.796	12:30:46.064

Lap	Lap Tm	Diff	Time of Day
(542) BOSCH MITJAVILA, DAVID			
1	2:03.470	+0.042	12:10:07.922
2	2:03.428		12:12:11.350
3	2:05.914	+2.486	12:14:17.264
4	2:07.189	+3.761	12:16:24.453
5	2:07.548	+4.120	12:18:32.001
6	2:05.642	+2.214	12:20:37.643
7	2:06.367	+2.939	12:22:44.010
8	2:06.663	+3.235	12:24:50.673
9	2:08.146	+4.718	12:26:58.819
10	2:11.623	+8.195	12:29:10.442

Lap	Lap Tm	Diff	Time of Day
(64) GISPERT PERICAS, JOSE			
1	2:34.105	+19.994	12:11:19.535
2	2:18.254	+4.143	12:13:37.789
3	2:24.393	+10.282	12:16:02.182
4	2:17.439	+3.328	12:18:19.621
5	2:14.111		12:20:33.732
6	2:15.924	+1.813	12:22:49.656
7	2:20.701	+6.590	12:25:10.357
8	2:24.169	+10.058	12:27:34.526
9	2:20.660	+6.549	12:29:55.186

Lap	Lap Tm	Diff	Time of Day
(41) POYATOS POZO, EDGAR			
1	2:01.885	+3.863	12:10:05.689
2	1:58.022		12:12:03.711

Cap de cronometratge / Director de Carrera / President del Jurat

Orbits

Trofeu Català de Quads - Castellolí

Ordenat per la volta més ràpida

QAmateur

Parcmotor Castellolí 1,500 km

Entrenaments Qualificatius

19/03/2017 09:15

Classificació (15:00 Temps) started at 9:39:11

Pos.	Núm.	Pilot	Millor Tm	Volta	Dif	2° Millor	Club	Categoria
1	35	VERA RICO, TONI	1:51.863	4		1:52.000	Terré Almenar	Trofeu Qamate
2	40	MARTINEZ GARCIA, SERGI	1:53.971	8	2.108	1:54.364	Pm Figueres	Trofeu Qamate
3	199	FRANCISCO PEREA, DANIEL	1:54.704	9	2.841	1:55.950	Pm Figueres	Trofeu Qamate
4	25	CIURANA GAROLERA, JESUS	1:55.726	9	3.863	1:57.595	Mc Rav Motor	Trofeu Qamate
5	15	BARJOLA MARTINEZ, PABLO	1:55.892	6	4.029	2:03.208	MC Enduro Cunit	Trofeu Qamate
6	5	CASES NADAL, ORIOL	1:56.564	8	4.701	1:56.799	Terré Almenar	Trofeu Qamate
7	41	POYATOS POZO, EDGAR	2:01.429	7	9.566	2:05.080	Mc P.Mafumet	Trofeu Qamate
8	4	FERNANDEZ CUBILES, OSCAR	2:06.326	3	14.463	2:09.903	Mc Rav Motor	Trofeu Qamate
9	542	BOSCH MITJAVILA, DAVID	2:14.471	4	22.608	2:18.588	Pm Figueres	Trofeu Qamate
10	64	GISPert PERICAS, JOSE	2:20.483	3	28.620	2:31.177	MC 3 Turons	Trofeu Qamate

Trofeu Català de Quads - Castellolí

QAmateur

Parcmotor Castellolí 1,500 km

Entrenaments Qualificatius

19/03/2017 09:15

Classificació (15:00 Temps) started at 9:39:11

Lap	Lap Tm	Diff	Time of Day
(35) VERA RICO, TONI			
1			9:39:13.221
2	2:18.839	+26.976	9:41:32.060
3	2:07.649	+15.786	9:43:39.709
4	1:51.863		9:45:31.572
5	1:58.365	+6.502	9:47:29.937
6	1:58.482	+6.619	9:49:28.419
7	1:52.000	+0.137	9:51:20.419
8	2:22.989	+31.126	9:53:43.408
9	2:05.421	+13.558	9:55:48.829

Lap	Lap Tm	Diff	Time of Day
(40) MARTINEZ GARCIA, SERGI			
1			9:39:11.545
2	2:15.534	+21.563	9:41:27.079
3	2:21.585	+27.614	9:43:48.664
4	2:18.242	+24.271	9:46:06.906
5	2:21.316	+27.345	9:48:28.222
6	1:54.364	+0.393	9:50:22.586
7	2:42.739	+48.768	9:53:05.325
8	1:53.971		9:54:59.296

Lap	Lap Tm	Diff	Time of Day
(199) FRANCISCO PEREA, DANIEL			
1			9:39:23.824
2	2:19.385	+24.681	9:41:43.209
3	2:09.756	+15.052	9:43:52.965
4	2:05.321	+10.617	9:45:58.286
5	1:58.278	+3.574	9:47:56.564
6	1:56.180	+1.476	9:49:52.744
7	1:55.950	+1.246	9:51:48.694
8	1:56.176	+1.472	9:53:44.870
9	1:54.704		9:55:39.574

Lap	Lap Tm	Diff	Time of Day
(25) CIURANA GAROLERA, JESUS			
1			9:39:25.757
2	2:18.654	+22.928	9:41:44.411
3	2:09.341	+13.615	9:43:53.752
4	2:08.963	+13.237	9:46:02.715
5	2:00.220	+4.494	9:48:02.935
6	1:57.595	+1.869	9:50:00.530
7	1:59.072	+3.346	9:51:59.602
8	1:58.708	+2.982	9:53:58.310
9	1:55.726		9:55:54.036

Lap	Lap Tm	Diff	Time of Day
(15) BARJOLA MARTINEZ, PABLO			
1			9:39:14.983
2	2:14.448	+18.556	9:41:29.431
3	3:06.274	+1:10.382	9:44:35.705
4	2:03.208	+7.316	9:46:38.913
5	2:11.567	+15.675	9:48:50.480
6	1:55.892		9:50:46.372

Lap	Lap Tm	Diff	Time of Day
(5) CASES NADAL, ORIOL			
1			9:40:18.195
2	2:13.428	+16.864	9:42:31.623
3	2:02.569	+6.005	9:44:34.192
4	2:01.250	+4.686	9:46:35.442
5	1:56.799	+0.235	9:48:32.241
6	1:57.661	+1.097	9:50:29.902
7	1:57.046	+0.482	9:52:26.948
8	1:56.564		9:54:23.512

Lap	Lap Tm	Diff	Time of Day
(41) POYATOS POZO, EDGAR			
1			9:39:21.612
2	2:19.701	+18.272	9:41:41.313
3	2:10.595	+9.166	9:43:51.908

Lap	Lap Tm	Diff	Time of Day
4	2:05.564	+4.135	9:45:57.472
5	2:05.080	+3.651	9:48:02.552
6	2:08.751	+7.322	9:50:11.303
7	2:01.429		9:52:12.732
8	2:05.135	+3.706	9:54:17.867

Lap	Lap Tm	Diff	Time of Day
(4) FERNANDEZ CUBILES, OSCAR			
1			9:43:55.843
2	2:09.903	+3.577	9:46:05.746
3	2:06.326		9:48:12.072
4	2:57.745	+51.419	9:51:09.817
5	2:49.771	+43.445	9:53:59.588
6	2:37.793	+31.467	9:56:37.381

Lap	Lap Tm	Diff	Time of Day
(542) BOSCH MITJAVILA, DAVID			
1			9:40:26.249
2	2:37.144	+22.673	9:43:03.393
3	2:18.588	+4.117	9:45:21.981
4	2:14.471		9:47:36.452

Lap	Lap Tm	Diff	Time of Day
(64) GISPERT PERICAS, JOSE			
1			9:44:07.241
2	2:31.177	+10.694	9:46:38.418
3	2:20.483		9:48:58.901