


Copa Catalana Supermotard - Vic

SM 1-2-3-4

Circuit d'Osona 1,200 km

Classificació FINAL



Posició	Núm.	Pilot	Llicència	Club	Carrera 1	Carrera 2	Total punts
SM 1							
1	1	CUCHARRERA MORENO, FRANCESC	135573-B	Esc. Osona	25	25	50
2	80	CARDONA LOPEZ, NESTOR	134545-B	Gm Molins	20	20	40
3	122	LLADOS SOLE, JOAN	134755-L	MC Granja Escarp	16	16	32
4	12	ALGUACIL PARDO, VICTOR	134741-B	Amc Martorelles	13	13	26
5	25	URIZARBARRENA URIARTE, ABEL	278987-BI	Mc. Mitoracing	9	11	20
6	14	HERNANDEZ BAREA, JOSE LUIS	134776-B	Mc St.Celoni	10	10	20
7	90	FORD DUNN, MATHEW	247553-V	Ctat. Albaida	11	9	20
8	69	SORRIBES PORTA, IGNASI	134679-T	MC Circuit Móra	8	8	16
9	131	VIMPIERRE , FLORIAN	135367-B	P.M.B.	7	7	14
SM 2							
1	17	CERVERA ROSELLO, ADRIAN	247310-V	Circuito del Motor	25	25	50
2	53	GELADA RODRIGUEZ, JOSEP	135404-B	Mc. Polea SX	20	20	40
3	82	FORD DUNN, LORIS	247554-V	Ctat. Albaida	16	16	32
NE	72	GELADA RODRIGUEZ, GENIS	135403-B	Mc. Polea SX	0	0	0
SM 3							
1	43	URRA LOPEZ, FERNANDO	235701-NA	Mc. Ziki Team	25	25	50
2	222	FERREIRA, LUIS	521-2017		20	20	40
3	29	MOMPO FLOR, JUAN ANTONIO	247498-V	MotoDes	16	16	32
SM 4							
1	31	SOLANO GIOL, GERARD	135979-B	Esc. Osona	25	20	45
2	8	CARRAU ADAM, DANIEL	135526-B	Mc Cabrera	10	25	35
3	49	TORRAS MARTINEZ, RAÛL	135546-GI	Esc. Osona	20	13	33
4	9	MONEYRON , BRUNO	134979-B	P.M.B.	16	16	32
5	4	ROSSELL HERNANDEZ, XAVIER	135422-B	Esc. Osona	13	11	24
6	98	MOREL , LUC	135099-B	P.M.B.	11	10	21

Copa Catalana Supermotard - Vic

classificat per voltes


SM 1-2-3-4

Circuit d'Osona 1,200 km

Carrera - Primera Màniga

12/03/2017 11:00

Cursa (12:00 i 2 Voltes) started at 10:59:33



Pos.	Núm.	Cognoms i Nom	Llicència	Voltes	Total Ts	Dif	Millor Tm	Club	Punts
1	1	CUCHARRERA MORENO, FRANCESC	135573-B	14	14:13.945		1:00.071	Esc. Osona	25
2	80	CARDONA LOPEZ, NESTOR	134545-B	14	14:18.354	4.409	1:00.790	Gm Molins	20
3	122	LLADOS SOLE, JOAN	134755-L	14	14:21.804	7.859	1:00.888	MC Granja Escarp	16
4	12	ALGUACIL PARDO, VICTOR	134741-B	14	14:45.841	31.896	1:02.281	Amc Martorelles	13
5	43	URRA LOPEZ, FERNANDO	235701-NA	14	14:48.504	34.559	1:02.546	Mc. Ziki Team	25
6	90	FORD DUNN, MATHEW	247553-V	14	14:48.838	34.893	1:02.475	Ctat. Albaida	11
7	14	HERNANDEZ BAREA, JOSE LUIS	134776-B	14	15:03.565	49.620	1:02.737	Mc St.Celoni	10
8	25	URIZARBARRENA URIARTE, ABEL	278987-BI	14	15:05.387	51.442	1:02.063	Mc. Mitoracing	9
9	17	CERVERA ROSELLO, ADRIAN	247310-V	14	15:09.378	55.433	1:03.320	Circuit del Motor	25
10	222	FERREIRA, LUIS	521-2017	13	14:20.464	1 Volta	1:04.608		20
11	53	GELADA RODRIGUEZ, JOSEP	135404-B	13	14:26.410	1 Volta	1:04.883	Mc. Polea SX	20
12	69	SORRIBES PORTA, IGNASI	134679-T	13	14:28.909	1 Volta	1:04.658	MC Circuit Móra	8
13	31	SOLANO GIOL, GERARD	135979-B	13	14:37.621	1 Volta	1:05.626	Esc. Osona	25
14	49	TORRAS MARTINEZ, RAÛL	135546-GI	13	14:42.007	1 Volta	1:06.150	Esc. Osona	20
15	29	MOMPO FLOR, JUAN ANTONIO	247498-V	13	14:42.191	1 Volta	1:05.921	MotoDes	16
16	9	MONEYRON , BRUNO	134979-B	13	15:00.245	1 Volta	1:06.314	P.M.B.	16
17	82	FORD DUNN, LORIS	247554-V	13	15:05.059	1 Volta	1:06.759	Ctat. Albaida	16
18	4	ROSSELL HERNANDEZ, XAVIER	135422-B	13	15:18.013	1 Volta	1:06.200	Esc. Osona	13
19	98	MOREL , LUC	135099-B	12	14:19.393	2 Voltes	1:09.519	P.M.B.	11
20	131	VIMPIERRE , FLORIAN	135367-B	12	14:51.228	2 Voltes	1:10.844	P.M.B.	7
21	8	CARRAU ADAM, DANIEL	135526-B	11	14:45.394	3 Voltes	1:05.341	Mc Cabrera	10

No classificat

NE	72	GELADA RODRIGUEZ, GENIS	135403-B			NE		Mc. Polea SX	0
----	----	-------------------------	----------	--	--	----	--	--------------	---

Margin of Victory	Avg. Speed	Best Lap Tm	Best Spd	Best Lap by
4.409	70,824	1:00.071	71,915	1 - CUCHARRERA MORENO, FRA

Cap de cronometratge / Director de Carrera / President del Jurat

Orbits

Copa Catalana Supermotard - Vic

classificat per voltes

SM 1-2-3-4

Circuit d'Osona 1,200 km

Carrera - Primera Màniga

12/03/2017 11:00

Cursa (12:00 i 2 Voltes) started at 10:59:33

Pos.	Núm.	Cognoms i Nom	Llicència	Voltes	Total Ts	Dif	Millor Tm	Club	Punts
SM 1									
1	1	CUCHARRERA MORENO, FRANCESC	135573-B	14	14:13.945		1:00.071	Esc. Osona	25
2	80	CARDONA LOPEZ, NESTOR	134545-B	14	14:18.354	4.409	1:00.790	Gm Molins	20
3	122	LLADOS SOLE, JOAN	134755-L	14	14:21.804	7.859	1:00.888	MC Granja Escarp	16
4	12	ALGUACIL PARDO, VICTOR	134741-B	14	14:45.841	31.896	1:02.281	Amc Martorelles	13
5	90	FORD DUNN, MATHEW	247553-V	14	14:48.838	34.893	1:02.475	Ctat. Albaida	11
6	14	HERNANDEZ BAREA, JOSE LUIS	134776-B	14	15:03.565	49.620	1:02.737	Mc St.Celoni	10
7	25	URIZARBARRENA URIARTE, ABEL	278987-BI	14	15:05.387	51.442	1:02.063	Mc. Mitoracing	9
8	69	SORRIBES PORTA, IGNASI	134679-T	13	14:28.909	1 Volta	1:04.658	MC Circuit Móra	8
9	131	VIMPIERRE , FLORIAN	135367-B	12	14:51.228	2 Voltes	1:10.844	P.M.B.	7

SM 2

1	17	CERVERA ROSELLO, ADRIAN	247310-V	14	15:09.378		1:03.320	Circuito del Motor	25
2	53	GELADA RODRIGUEZ, JOSEP	135404-B	13	14:26.410	1 Volta	1:04.883	Mc. Polea SX	20
3	82	FORD DUNN, LORIS	247554-V	13	15:05.059	1 Volta	1:06.759	Ctat. Albaida	16

No classificat

NE	72	GELADA RODRIGUEZ, GENIS	135403-B			NE		Mc. Polea SX	0
----	----	-------------------------	----------	--	--	----	--	--------------	---

SM 3

1	43	URRA LOPEZ, FERNANDO	235701-NA	14	14:48.504		1:02.546	Mc. Ziki Team	25
2	222	FERREIRA, LUIS	521-2017	13	14:20.464	1 Volta	1:04.608		20
3	29	MOMPO FLOR, JUAN ANTONIO	247498-V	13	14:42.191	1 Volta	1:05.921	MotoDes	16

SM 4

1	31	SOLANO GIOL, GERARD	135979-B	13	14:37.621		1:05.626	Esc. Osona	25
2	49	TORRAS MARTINEZ, RAÛL	135546-GI	13	14:42.007	4.386	1:06.150	Esc. Osona	20
3	9	MONEYRON , BRUNO	134979-B	13	15:00.245	22.624	1:06.314	P.M.B.	16
4	4	ROSSELL HERNANDEZ, XAVIER	135422-B	13	15:18.013	40.392	1:06.200	Esc. Osona	13
5	98	MOREL , LUC	135099-B	12	14:19.393	1 Volta	1:09.519	P.M.B.	11
6	8	CARRAU ADAM, DANIEL	135526-B	11	14:45.394	2 Voltes	1:05.341	Mc Cabrera	10

Margin of Victory	Avg. Speed	Best Lap Tm	Best Spd	Best Lap by
4.409	70,824	1:00.071	71,915	1 - CUCHARRERA MORENO, FRA

Cap de cronometratge / Director de Carrera / President del Jurat

Orbits

Copa Catalana Supermotard - Vic

Volta a volta


SM 1-2-3-4

Circuit d'Osona 1,200 km

Carrera - Primera Màniga

12/03/2017 11:00

Cursa (12:00 i 2 Voltes) started at 10:59:33



Competidors	Voltes														
	0	1	2	3	4	5	6	7	8	9	10	11	12	13	14
CUCHARRERA MORENO, FRANCESC (1)	1	1	80	80	1	1	1	1	1	1	1	1	1	1	1
CARDONA LOPEZ, NESTOR (80)	2	80	1	1	80	80	80	80	80	80	80	80	80	80	80
LLADOS SOLE, JOAN (122)	3	122	122	122	122	122	122	122	122	122	122	122	122	122	122
URIZARBARRENA URIARTE, ABEL (25)	4	25	12	12	12	12	12	12	12	12	12	12	12	12	12
FORD DUNN, MATHEW (90)	5	90	43	43	43	43	43	43	43	43	43	43	43	43	43
ALGUACIL PARDO, VICTOR (12)	6	12	90	90	90	90	90	90	90	90	90	90	90	90	90
HERNANDEZ BAREA, JOSE LUIS (14)	7	14	17	17	17	17	17	17	17	17	17	17	14	14	14
CERVERA ROSELLO, ADRIAN (17)	8	17	222	222	222	222	222	14	14	14	14	14	17	25	25
CARRAU ADAM, DANIEL (8)	9	8	69	69	69	69	14	222	222	222	25	25	25	17	17
GELADA RODRIGUEZ, JOSEP (53)	10	53	53	53	53	14	69	69	69	25	222	222	222	222	222
URRA LOPEZ, FERNANDO (43)	11	43	49	8	14	53	53	25	25	69	69	69	69	53	53
SOLANO GIOL, GERARD (31)	12	31	8	14	8	25	25	53	53	53	53	53	53	69	69
SORRIBES PORTA, IGNASI (69)	13	69	31	49	49	49	31	31	31	31	31	31	31	31	31
FERREIRA, LUIS (222)	14	222	14	31	31	31	49	49	49	49	49	49	49	49	49
FORD DUNN, LORIS (82)	15	82	29	29	25	29	29	29	29	29	29	29	29	29	29
MOMPO FLOR, JUAN ANTONIO (29)	16	29	9	25	29	9	9	9	4	9	9	9	9	9	9
TORRAS MARTINEZ, RAÚL (49)	17	49	4	9	9	4	4	4	9	82	82	82	82	82	82
MONEYRON , BRUNO (9)	18	9	25	4	4	82	82	82	82	4	4	4	4	4	4
ROSSELL HERNANDEZ, XAVIER (4)	19	4	98	82	82	98	98	98	98	98	98	98	98	98	98
MOREL , LUC (98)	20	98	82	98	98	131	131	131	131	131	131	131	131	131	131
VIMPIERRE , FLORIAN (131)	21	131	131	131	131	8	8	8	8	8	8	8	8	8	8
-	22														

Copa Catalana Supermotard - Vic

SM 1-2-3-4

Circuit d'Osona 1,200 km

Carrera - Primera Màniga

12/03/2017 11:00

Cursa (12:00 i 2 Voltes) started at 10:59:33

Lap	Lap Tm	Diff	Time of Day
(1) CUCHARRERA MORENO, FRANCESC			
1	1:02.562	+2.491	11:00:36.054
2	1:01.064	+0.993	11:01:37.118
3	1:00.585	+0.514	11:02:37.703
4	1:00.071		11:03:37.774
5	1:00.243	+0.172	11:04:38.017
6	1:00.112	+0.041	11:05:38.129
7	1:00.189	+0.118	11:06:38.318
8	1:00.928	+0.857	11:07:39.246
9	1:02.147	+2.076	11:08:41.393
10	1:01.793	+1.722	11:09:43.186
11	1:00.962	+0.891	11:10:44.148
12	1:00.837	+0.766	11:11:44.985
13	1:00.822	+0.751	11:12:45.807
14	1:01.630	+1.559	11:13:47.437

Lap	Lap Tm	Diff	Time of Day
(80) CARDONA LOPEZ, NESTOR			
1	1:02.383	+1.593	11:00:35.966
2	1:01.092	+0.302	11:01:37.058
3	1:01.364	+0.574	11:02:38.422
4	1:00.790		11:03:39.212
5	1:00.876	+0.086	11:04:40.088
6	1:01.145	+0.355	11:05:41.233
7	1:00.905	+0.115	11:06:42.138
8	1:00.924	+0.134	11:07:43.062
9	1:02.463	+1.673	11:08:45.525
10	1:01.245	+0.455	11:09:46.770
11	1:01.330	+0.540	11:10:48.100
12	1:00.806	+0.016	11:11:48.906
13	1:01.319	+0.529	11:12:50.225
14	1:01.621	+0.831	11:13:51.846

Lap	Lap Tm	Diff	Time of Day
(122) LLADOS SOLE, JOAN			
1	1:04.372	+3.484	11:00:38.015
2	1:01.440	+0.552	11:01:39.455
3	1:01.154	+0.266	11:02:40.609
4	1:00.929	+0.041	11:03:41.538
5	1:01.469	+0.581	11:04:43.007
6	1:01.451	+0.563	11:05:44.458
7	1:01.890	+1.002	11:06:46.348
8	1:00.995	+0.107	11:07:47.343
9	1:01.573	+0.685	11:08:48.916
10	1:00.888		11:09:49.804
11	1:01.080	+0.192	11:10:50.884
12	1:01.008	+0.120	11:11:51.892
13	1:01.455	+0.567	11:12:53.347
14	1:01.949	+1.061	11:13:55.296

Lap	Lap Tm	Diff	Time of Day
(12) ALGUACIL PARDO, VICTOR			
1	1:04.671	+2.390	11:00:38.564
2	1:02.281		11:01:40.845
3	1:02.421	+0.140	11:02:43.266
4	1:02.445	+0.164	11:03:45.711
5	1:02.429	+0.148	11:04:48.140
6	1:02.899	+0.618	11:05:51.039
7	1:03.350	+1.069	11:06:54.389
8	1:03.622	+1.341	11:07:58.011
9	1:03.822	+1.541	11:09:01.833
10	1:03.319	+1.038	11:10:05.152
11	1:03.565	+1.284	11:11:08.717
12	1:03.209	+0.928	11:12:11.926
13	1:03.318	+1.037	11:13:15.244
14	1:04.089	+1.808	11:14:19.333

Lap	Lap Tm	Diff	Time of Day
(43) URRÀ LOPEZ, FERNANDO			
1	1:09.721	+6.401	11:00:44.009
2	1:03.320		11:01:47.329

Lap	Lap Tm	Diff	Time of Day
1	1:07.583	+5.037	11:00:42.151
2	1:03.328	+0.782	11:01:45.479
3	1:03.148	+0.602	11:02:48.627
4	1:03.365	+0.819	11:03:51.992
5	1:03.141	+0.595	11:04:55.133
6	1:02.546		11:05:57.679
7	1:03.132	+0.586	11:07:00.811
8	1:03.000	+0.454	11:08:03.811
9	1:02.913	+0.367	11:09:06.724
10	1:02.843	+0.297	11:10:09.567
11	1:02.979	+0.433	11:11:12.546
12	1:02.946	+0.400	11:12:15.492
13	1:03.408	+0.862	11:13:18.900
14	1:03.096	+0.550	11:14:21.996

Lap	Lap Tm	Diff	Time of Day
(90) FORD DUNN, MATHEW			
1	1:08.699	+6.224	11:00:42.583
2	1:03.135	+0.660	11:01:45.718
3	1:03.332	+0.857	11:02:49.050
4	1:03.499	+1.024	11:03:52.549
5	1:03.071	+0.596	11:04:55.620
6	1:02.475		11:05:58.095
7	1:03.173	+0.698	11:07:01.268
8	1:02.921	+0.446	11:08:04.189
9	1:03.113	+0.638	11:09:07.302
10	1:02.826	+0.351	11:10:10.128
11	1:02.730	+0.255	11:11:12.858
12	1:03.126	+0.651	11:12:15.984
13	1:03.267	+0.792	11:13:19.251
14	1:03.079	+0.604	11:14:22.330

Lap	Lap Tm	Diff	Time of Day
(14) HERNANDEZ BAREA, JOSE LUIS			
1	1:17.922	+15.185	11:00:52.051
2	1:04.544	+1.807	11:01:56.595
3	1:03.288	+0.551	11:02:59.883
4	1:04.907	+2.170	11:04:04.790
5	1:03.087	+0.350	11:05:07.877
6	1:02.737		11:06:10.614
7	1:03.105	+0.368	11:07:13.719
8	1:03.539	+0.802	11:08:17.258
9	1:03.581	+0.844	11:09:20.839
10	1:03.083	+0.346	11:10:23.922
11	1:02.902	+0.165	11:11:26.824
12	1:02.992	+0.255	11:12:29.816
13	1:03.905	+1.168	11:13:33.721
14	1:03.336	+0.599	11:14:37.057

Lap	Lap Tm	Diff	Time of Day
(25) URIZARBARRENA URIARTE, ABEL			
1	1:20.163	+18.100	11:00:53.949
2	1:06.135	+4.072	11:02:00.084
3	1:04.878	+2.815	11:03:04.962
4	1:04.847	+2.784	11:04:09.809
5	1:02.138	+0.075	11:05:11.947
6	1:04.353	+2.290	11:06:16.300
7	1:04.848	+2.785	11:07:21.148
8	1:02.063		11:08:23.211
9	1:02.287	+0.224	11:09:25.498
10	1:02.611	+0.548	11:10:28.109
11	1:02.083	+0.020	11:11:30.192
12	1:02.685	+0.622	11:12:32.877
13	1:03.074	+1.011	11:13:35.951
14	1:02.928	+0.865	11:14:38.879

Lap	Lap Tm	Diff	Time of Day
(17) CERVERA ROSELLO, ADRIAN			
1	1:09.721	+6.401	11:00:44.009
2	1:03.320		11:01:47.329

Lap	Lap Tm	Diff	Time of Day
3	1:03.476	+0.156	11:02:50.805
4	1:04.073	+0.753	11:03:54.878
5	1:06.465	+3.145	11:05:01.343
6	1:04.438	+1.118	11:06:05.781
7	1:03.722	+0.402	11:07:09.503
8	1:04.075	+0.755	11:08:13.578
9	1:04.791	+1.471	11:09:18.369
10	1:04.210	+0.890	11:10:22.579
11	1:05.097	+1.777	11:11:27.676
12	1:05.737	+2.417	11:12:33.413
13	1:04.426	+1.106	11:13:37.839
14	1:05.031	+1.711	11:14:42.870

Lap	Lap Tm	Diff	Time of Day
(222) FERREIRA, LUIS			
1	1:11.274	+6.666	11:00:46.122
2	1:05.539	+0.931	11:01:51.661
3	1:04.615	+0.007	11:02:56.276
4	1:04.912	+0.304	11:04:01.188
5	1:05.057	+0.449	11:05:06.245
6	1:05.376	+0.768	11:06:11.621
7	1:04.608		11:07:16.229
8	1:05.385	+0.777	11:08:21.614
9	1:07.222	+2.614	11:09:28.836
10	1:05.814	+1.206	11:10:34.650
11	1:05.377	+0.769	11:11:40.027
12	1:07.150	+2.542	11:12:47.177
13	1:06.779	+2.171	11:13:53.956

Lap	Lap Tm	Diff	Time of Day
(53) GELADA RODRIGUEZ, JOSEP			
1	1:14.411	+9.528	11:00:48.850
2	1:05.649	+0.766	11:01:54.499
3	1:05.146	+0.263	11:02:59.645
4	1:05.367	+0.484	11:04:05.012
5	1:05.329	+0.446	11:05:10.341
6	1:06.538	+1.655	11:06:16.879
7	1:04.883		11:07:21.762
8	1:06.094	+1.211	11:08:27.856
9	1:05.540	+0.657	11:09:33.396
10	1:05.406	+0.523	11:10:38.802
11	1:06.492	+1.609	11:11:45.294
12	1:06.944	+2.061	11:12:52.238
13	1:07.664	+2.781	11:13:59.902

Lap	Lap Tm	Diff	Time of Day
(69) SORRIBES PORTA, IGNASI			
1	1:13.601	+8.943	11:00:48.398
2	1:05.094	+0.436	11:01:53.492
3	1:05.660	+1.002	11:02:59.152
4	1:04.658		11:04:03.810
5	1:06.106	+1.448	11:05:09.916
6	1:06.232	+1.574	11:06:16.148
7	1:04.876	+0.218	11:07:21.024
8	1:06.465	+1.807	11:08:27.489
9	1:05.562	+0.904	11:09:33.051
10	1:05.447	+0.789	11:10:38.498
11	1:06.000	+1.342	11:11:44.498
12	1:12.068	+7.410	11:12:56.566
13	1:05.835	+1.177	11:14:02.401

Lap	Lap Tm	Diff	Time of Day
(31) SOLANO GIOL, GERARD			
1	1:16.130	+10.504	11:00:50.817
2	1:07.062	+1.436	11:01:57.879
3	1:06.347	+0.721	11:03:04.226
4	1:06.389	+0.763	11:04:10.615
5	1:05.626		11:05:16.241
6	1:06.405	+0.779	11:06:22.646
7	1:05.897	+0.271	11:07:28.543

Copa Catalana Supermotard - Vic

SM 1-2-3-4

Circuit d'Osona 1,200 km

Carrera - Primera Màniga

12/03/2017 11:00

Cursa (12:00 i 2 Voltes) started at 10:59:33

Lap	Lap Tm	Diff	Time of Day
8	1:05.853	+0.227	11:08:34.396
9	1:05.666	+0.040	11:09:40.062
10	1:07.335	+1.709	11:10:47.397
11	1:08.257	+2.631	11:11:55.654
12	1:07.390	+1.764	11:13:03.044
13	1:08.069	+2.443	11:14:11.113

(49) TORRAS MARTINEZ, RAUL

Lap	Lap Tm	Diff	Time of Day
1	1:14.588	+8.438	11:00:49.675
2	1:07.943	+1.793	11:01:57.618
3	1:06.428	+0.278	11:03:04.046
4	1:06.150		11:04:10.196
5	1:08.486	+2.336	11:05:18.682
6	1:07.356	+1.206	11:06:26.038
7	1:06.887	+0.737	11:07:32.925
8	1:06.343	+0.193	11:08:39.268
9	1:07.120	+0.970	11:09:46.388
10	1:08.531	+2.381	11:10:54.919
11	1:06.596	+0.446	11:12:01.515
12	1:06.974	+0.824	11:13:08.489
13	1:07.010	+0.860	11:14:15.499

(29) MOMPO FLOR, JUAN ANTONIO

Lap	Lap Tm	Diff	Time of Day
1	1:17.357	+11.436	11:00:52.378
2	1:07.556	+1.635	11:01:59.934
3	1:07.613	+1.692	11:03:07.547
4	1:07.279	+1.358	11:04:14.826
5	1:06.339	+0.418	11:05:21.165
6	1:05.921		11:06:27.086
7	1:06.195	+0.274	11:07:33.281
8	1:06.574	+0.653	11:08:39.855
9	1:07.840	+1.919	11:09:47.695
10	1:07.447	+1.526	11:10:55.142
11	1:06.588	+0.667	11:12:01.730
12	1:07.534	+1.613	11:13:09.264
13	1:06.419	+0.498	11:14:15.683

(9) MONEYRON, BRUNO

Lap	Lap Tm	Diff	Time of Day
1	1:17.759	+11.445	11:00:53.151
2	1:08.305	+1.991	11:02:01.456
3	1:06.721	+0.407	11:03:08.177
4	1:07.531	+1.217	11:04:15.708
5	1:06.314		11:05:22.022
6	1:06.395	+0.081	11:06:28.417
7	1:08.203	+1.889	11:07:36.620
8	1:07.951	+1.637	11:08:44.571
9	1:09.379	+3.065	11:09:53.950
10	1:07.790	+1.476	11:11:01.740
11	1:08.111	+1.797	11:12:09.851
12	1:11.168	+4.854	11:13:21.019
13	1:12.718	+6.404	11:14:33.737

(82) FORD DUNN, LORIS

Lap	Lap Tm	Diff	Time of Day
1	1:20.148	+13.389	11:00:55.158
2	1:08.040	+1.281	11:02:03.198
3	1:06.759		11:03:09.957
4	1:06.814	+0.055	11:04:16.771
5	1:08.447	+1.688	11:05:25.218
6	1:06.952	+0.193	11:06:32.170
7	1:09.223	+2.464	11:07:41.393
8	1:11.029	+4.270	11:08:52.422
9	1:07.605	+0.846	11:10:00.027
10	1:09.184	+2.425	11:11:09.211
11	1:10.890	+4.131	11:12:20.101
12	1:09.453	+2.694	11:13:29.554
13	1:08.997	+2.238	11:14:38.551

Lap	Lap Tm	Diff	Time of Day
-----	--------	------	-------------

(4) ROSSELL HERNANDEZ, XAVIER

Lap	Lap Tm	Diff	Time of Day
1	1:18.302	+12.102	11:00:53.717
2	1:08.586	+2.386	11:02:02.303
3	1:07.177	+0.977	11:03:09.480
4	1:06.722	+0.522	11:04:16.202
5	1:06.741	+0.541	11:05:22.943
6	1:06.200		11:06:29.143
7	1:06.366	+0.166	11:07:35.509
8	1:18.494	+12.294	11:08:54.003
9	1:09.526	+3.326	11:10:03.529
10	1:08.144	+1.944	11:11:11.673
11	1:12.396	+6.196	11:12:24.069
12	1:14.728	+8.528	11:13:38.797
13	1:12.708	+6.508	11:14:51.505

(98) MOREL, LUC

Lap	Lap Tm	Diff	Time of Day
1	1:18.945	+9.426	11:00:54.571
2	1:10.107	+0.588	11:02:04.678
3	1:09.519		11:03:14.197
4	1:09.889	+0.370	11:04:24.086
5	1:10.448	+0.929	11:05:34.534
6	1:13.314	+3.795	11:06:47.848
7	1:10.492	+0.973	11:07:58.340
8	1:11.071	+1.552	11:09:09.411
9	1:10.152	+0.633	11:10:19.563
10	1:11.035	+1.516	11:11:30.598
11	1:09.997	+0.478	11:12:40.595
12	1:12.290	+2.771	11:13:52.885

(131) VIMPIERRE, FLORIAN

Lap	Lap Tm	Diff	Time of Day
1	1:21.568	+10.724	11:00:57.568
2	1:11.699	+0.855	11:02:09.267
3	1:10.844		11:03:20.111
4	1:11.106	+0.262	11:04:31.217
5	1:13.036	+2.192	11:05:44.253
6	1:12.487	+1.643	11:06:56.740
7	1:12.910	+2.066	11:08:09.650
8	1:13.104	+2.260	11:09:22.754
9	1:14.151	+3.307	11:10:36.905
10	1:16.662	+5.818	11:11:53.567
11	1:16.406	+5.562	11:13:09.973
12	1:14.747	+3.903	11:14:24.720

(8) CARRAU ADAM, DANIEL

Lap	Lap Tm	Diff	Time of Day
1	1:15.558	+10.217	11:00:49.939
2	1:06.378	+1.037	11:01:56.317
3	1:05.341		11:03:01.658
4	1:58.151	+52.810	11:04:59.809
5	1:18.178	+12.837	11:06:17.987
6	1:20.845	+15.504	11:07:38.832
7	1:25.344	+20.003	11:09:04.176
8	1:23.570	+18.229	11:10:27.746
9	1:16.270	+10.929	11:11:44.016
10	1:20.260	+14.919	11:13:04.276
11	1:14.610	+9.269	11:14:18.886

Copa Catalana Supermotard - Vic

classificat per voltes

SM 1-2-3-4

Circuit d'Osona 1,200 km

Carrera - Segona Màniga

12/03/2017 12:30

Cursa (12:00 i 2 Voltes) started at 12:29:53

Pos.	Núm.	Cognoms i Nom	Llicència	Voltes	Total Ts	Dif	Millor Tm	Club	Punts
1	1	CUCHARRERA MORENO, FRANCESC	135573-B	14	14:13.626		59.998	Esc. Osona	25
2	80	CARDONA LOPEZ, NESTOR	134545-B	14	14:20.478	6.852	1:00.446	Gm Molins	20
3	122	LLADOS SOLE, JOAN	134755-L	14	14:30.440	16.814	1:01.365	MC Granja Escarp	16
4	12	ALGUACIL PARDO, VICTOR	134741-B	14	14:38.046	24.420	1:02.035	Amc Martorelles	13
5	25	URIZARBARRENA URIARTE, ABEL	278987-BI	14	14:38.233	24.607	1:01.531	Mc. Mitoracing	11
6	14	HERNANDEZ BAREA, JOSE LUIS	134776-B	14	14:46.696	33.070	1:02.260	Mc St.Celoni	10
7	90	FORD DUNN, MATHEW	247553-V	14	14:49.876	36.250	1:02.548	Ctat. Albaida	9
8	43	URRA LOPEZ, FERNANDO	235701-NA	14	14:50.070	36.444	1:02.511	Mc. Ziki Team	25
9	8	CARRAU ADAM, DANIEL	135526-B	14	15:16.627	1:03.001	1:04.286	Mc Cabrera	25
10	17	CERVERA ROSELLO, ADRIAN	247310-V	13	14:21.486	1 Volta	1:03.158	Circuito del Motor	25
11	69	SORRIBES PORTA, IGNASI	134679-T	13	14:22.489	1 Volta	1:04.652	MC Circuit Móra	8
12	222	FERREIRA, LUIS	521-2017	13	14:22.716	1 Volta	1:04.544		20
13	53	GELADA RODRIGUEZ, JOSEP	135404-B	13	14:34.938	1 Volta	1:04.710	Mc. Polea SX	20
14	31	SOLANO GIOL, GERARD	135979-B	13	14:40.151	1 Volta	1:04.900	Esc. Osona	20
15	29	MOMPO FLOR, JUAN ANTONIO	247498-V	13	14:44.517	1 Volta	1:05.652	MotoDes	16
16	9	MONEYRON , BRUNO	134979-B	13	14:45.785	1 Volta	1:05.797	P.M.B.	16
17	82	FORD DUNN, LORIS	247554-V	13	14:53.951	1 Volta	1:06.465	Ctat. Albaida	16
18	49	TORRAS MARTINEZ, RAÛL	135546-GI	13	14:56.608	1 Volta	1:06.419	Esc. Osona	13
19	4	ROSSELL HERNANDEZ, XAVIER	135422-B	13	15:14.250	1 Volta	1:07.513	Esc. Osona	11
20	98	MOREL , LUC	135099-B	12	14:24.957	2 Voltes	1:09.280	P.M.B.	10
21	131	VIMPIERRE , FLORIAN	135367-B	12	15:10.218	2 Voltes	1:10.071	P.M.B.	7

No classificat

NE	72	GELADA RODRIGUEZ, GENIS	135403-B			NE		Mc. Polea SX	0
----	----	-------------------------	----------	--	--	----	--	--------------	---

Margin of Victory	Avg. Speed	Best Lap Tm	Best Spd	Best Lap by
6.852	70,851	59.998	72,002	1 - CUCHARRERA MORENO, FRA

Cap de cronometratge / Director de Carrera / President del Jurat

Orbits

Copa Catalana Supermotard - Vic

classificat per voltes

SM 1-2-3-4

Circuit d'Osona 1,200 km

Carrera - Segona Màniga

12/03/2017 12:30

Cursa (12:00 i 2 Voltes) started at 12:29:53

Pos.	Núm.	Cognoms i Nom	Llicència	Voltes	Total Ts	Dif	Millor Tm	Club	Punts
SM 1									
1	1	CUCHARRERA MORENO, FRANCESC	135573-B	14	14:13.626		59.998	Esc. Osona	25
2	80	CARDONA LOPEZ, NESTOR	134545-B	14	14:20.478	6.852	1:00.446	Gm Molins	20
3	122	LLADOS SOLE, JOAN	134755-L	14	14:30.440	16.814	1:01.365	MC Granja Escarp	16
4	12	ALGUACIL PARDO, VICTOR	134741-B	14	14:38.046	24.420	1:02.035	Amc Martorelles	13
5	25	URIZARBARRENA URIARTE, ABEL	278987-BI	14	14:38.233	24.607	1:01.531	Mc. Mitoracing	11
6	14	HERNANDEZ BAREA, JOSE LUIS	134776-B	14	14:46.696	33.070	1:02.260	Mc St.Celoni	10
7	90	FORD DUNN, MATHEW	247553-V	14	14:49.876	36.250	1:02.548	Ctat. Albaida	9
8	69	SORRIBES PORTA, IGNASI	134679-T	13	14:22.489	1 Volta	1:04.652	MC Circuit Móra	8
9	131	VIMPIERRE , FLORIAN	135367-B	12	15:10.218	2 Voltes	1:10.071	P.M.B.	7

SM 2

1	17	CERVERA ROSELLO, ADRIAN	247310-V	13	14:21.486		1:03.158	Circuito del Motor	25
2	53	GELADA RODRIGUEZ, JOSEP	135404-B	13	14:34.938	13.452	1:04.710	Mc. Polea SX	20
3	82	FORD DUNN, LORIS	247554-V	13	14:53.951	32.465	1:06.465	Ctat. Albaida	16

No classificat

NE	72	GELADA RODRIGUEZ, GENIS	135403-B			NE		Mc. Polea SX	0
----	----	-------------------------	----------	--	--	----	--	--------------	---

SM 3

1	43	URRA LOPEZ, FERNANDO	235701-NA	14	14:50.070		1:02.511	Mc. Ziki Team	25
2	222	FERREIRA, LUIS	521-2017	13	14:22.716	1 Volta	1:04.544		20
3	29	MOMPO FLOR, JUAN ANTONIO	247498-V	13	14:44.517	1 Volta	1:05.652	MotoDes	16

SM 4

1	8	CARRAU ADAM, DANIEL	135526-B	14	15:16.627		1:04.286	Mc Cabrera	25
2	31	SOLANO GIOL, GERARD	135979-B	13	14:40.151	1 Volta	1:04.900	Esc. Osona	20
3	9	MONEYRON , BRUNO	134979-B	13	14:45.785	1 Volta	1:05.797	P.M.B.	16
4	49	TORRAS MARTINEZ, RAÛL	135546-GI	13	14:56.608	1 Volta	1:06.419	Esc. Osona	13
5	4	ROSSELL HERNANDEZ, XAVIER	135422-B	13	15:14.250	1 Volta	1:07.513	Esc. Osona	11
6	98	MOREL , LUC	135099-B	12	14:24.957	2 Voltes	1:09.280	P.M.B.	10

Margin of Victory	Avg. Speed	Best Lap Tm	Best Spd	Best Lap by
6.852	70,851	59.998	72,002	1 - CUCHARRERA MORENO, FRA

Cap de cronometratge / Director de Carrera / President del Jurat

Orbits

Copa Catalana Supermotard - Vic

Volta a volta


SM 1-2-3-4

Circuit d'Osona 1,200 km

Carrera - Segona Màniga

12/03/2017 12:30

Cursa (12:00 i 2 Voltes) started at 12:29:53



Competidors

	Voltes														
	0	1	2	3	4	5	6	7	8	9	10	11	12	13	14
CUCHARRERA MORENO, FRANCESC (1)	1	1	1	1	1	1	1	1	1	1	1	1	1	1	1
CARDONA LOPEZ, NESTOR (80)	2	80	80	80	80	80	80	80	80	80	80	80	80	80	80
LLADOS SOLE, JOAN (122)	3	122	12	12	12	12	12	122	122	122	122	122	122	122	122
URIZARBARRENA URIARTE, ABEL (25)	4	25	122	122	25	25	122	12	12	12	12	12	12	12	12
ALGUACIL PARDO, VICTOR (12)	5	12	25	25	122	122	25	25	25	25	25	25	25	25	25
FORD DUNN, MATHEW (90)	6	90	14	14	14	14	14	14	14	14	14	14	14	14	14
HERNANDEZ BAREA, JOSE LUIS (14)	7	14	90	90	90	90	90	90	90	90	90	90	90	90	90
URRA LOPEZ, FERNANDO (43)	8	43	43	43	43	43	43	43	43	43	43	43	43	43	43
CERVERA ROSELLO, ADRIAN (17)	9	17	17	17	17	17	17	17	17	17	17	17	8	8	8
CARRAU ADAM, DANIEL (8)	10	8	8	8	8	8	8	8	8	8	8	8	17	17	17
SOLANO GIOL, GERARD (31)	11	31	53	53	53	53	53	53	53	53	53	53	69	69	69
GELADA RODRIGUEZ, JOSEP (53)	12	53	69	69	69	69	69	69	69	69	69	69	222	222	222
SORRIBES PORTA, IGNASI (69)	13	69	29	29	29	29	29	222	222	222	222	222	53	53	53
FERREIRA, LUIS (222)	14	222	31	31	31	222	222	31	31	31	31	31	31	31	31
FORD DUNN, LORIS (82)	15	82	49	49	222	31	31	29	29	29	29	29	29	29	29
TORRAS MARTINEZ, RAÚL (49)	16	49	222	222	49	49	49	49	49	9	9	9	9	9	9
MOMPO FLOR, JUAN ANTONIO (29)	17	29	9	9	9	9	9	9	9	49	82	82	82	82	82
ROSSELL HERNANDEZ, XAVIER (4)	18	4	82	82	82	82	82	82	82	82	49	49	49	49	49
MONEYRON , BRUNO (9)	19	9	4	4	4	4	4	4	4	4	4	4	4	4	4
MOREL , LUC (98)	20	98	98	98	98	98	98	98	98	98	98	98	98	98	98
VIMPIERRE , FLORIAN (131)	21	131	131	131	131	131	131	131	131	131	131	131	131	131	131
-	22														

Copa Catalana Supermotard - Vic

SM 1-2-3-4

Circuit d'Osona 1,200 km

Carrera - Segona Màniga

12/03/2017 12:30

Cursa (12:00 i 2 Voltes) started at 12:29:53

Lap	Lap Tm	Diff	Time of Day
(1) CUCHARRERA MORENO, FRANCESC			
1	1:02.510	+2.512	12:30:55.678
2	1:00.841	+0.843	12:31:56.519
3	1:00.097	+0.099	12:32:56.616
4	59.998		12:33:56.614
5	1:00.121	+0.123	12:34:56.735
6	1:00.582	+0.584	12:35:57.317
7	1:00.479	+0.481	12:36:57.796
8	1:00.397	+0.399	12:37:58.193
9	1:00.884	+0.886	12:38:59.077
10	1:00.508	+0.510	12:39:59.585
11	1:01.558	+1.560	12:41:01.143
12	1:01.187	+1.189	12:42:02.330
13	1:01.400	+1.402	12:43:03.730
14	1:03.064	+3.066	12:44:06.794

Lap	Lap Tm	Diff	Time of Day
(80) CARDONA LOPEZ, NESTOR			
1	1:03.505	+3.059	12:30:56.844
2	1:00.649	+0.203	12:31:57.493
3	1:01.053	+0.607	12:32:58.546
4	1:00.752	+0.306	12:33:59.298
5	1:00.446		12:34:59.744
6	1:00.670	+0.224	12:36:00.414
7	1:01.000	+0.554	12:37:01.414
8	1:01.182	+0.736	12:38:02.596
9	1:00.991	+0.545	12:39:03.587
10	1:02.796	+2.350	12:40:06.383
11	1:02.161	+1.715	12:41:08.544
12	1:01.368	+0.922	12:42:09.912
13	1:01.605	+1.159	12:43:11.517
14	1:02.129	+1.683	12:44:13.646

Lap	Lap Tm	Diff	Time of Day
(122) LLADOS SOLE, JOAN			
1	1:05.455	+4.090	12:30:58.868
2	1:01.465	+0.100	12:32:00.333
3	1:02.943	+1.578	12:33:03.276
4	1:01.759	+0.394	12:34:05.035
5	1:02.156	+0.791	12:35:07.191
6	1:01.660	+0.295	12:36:08.851
7	1:01.473	+0.108	12:37:10.324
8	1:01.684	+0.319	12:38:12.008
9	1:01.698	+0.333	12:39:13.706
10	1:01.365		12:40:15.071
11	1:02.342	+0.977	12:41:17.413
12	1:01.940	+0.575	12:42:19.353
13	1:01.937	+0.572	12:43:21.290
14	1:02.318	+0.953	12:44:23.608

Lap	Lap Tm	Diff	Time of Day
(12) ALGUACIL PARDO, VICTOR			
1	1:04.008	+1.973	12:30:57.792
2	1:02.247	+0.212	12:32:00.039
3	1:02.146	+0.111	12:33:02.185
4	1:02.224	+0.189	12:34:04.409
5	1:02.035		12:35:06.444
6	1:02.901	+0.866	12:36:09.345
7	1:02.670	+0.635	12:37:12.015
8	1:02.376	+0.341	12:38:14.391
9	1:03.059	+1.024	12:39:17.450
10	1:02.949	+0.914	12:40:20.399
11	1:02.397	+0.362	12:41:22.796
12	1:02.875	+0.840	12:42:25.671
13	1:02.688	+0.653	12:43:28.359
14	1:02.855	+0.820	12:44:31.214

Lap	Lap Tm	Diff	Time of Day
(25) URIZARBARRENA URIARTE, ABEL			

Lap	Lap Tm	Diff	Time of Day
1	1:06.014	+4.483	12:30:59.648
2	1:01.531		12:32:01.179
3	1:01.611	+0.080	12:33:02.790
4	1:01.960	+0.429	12:34:04.750
5	1:03.193	+1.662	12:35:07.943
6	1:02.289	+0.758	12:36:10.232
7	1:02.334	+0.803	12:37:12.566
8	1:02.383	+0.852	12:38:14.949
9	1:02.805	+1.274	12:39:17.754
10	1:02.926	+1.395	12:40:20.680
11	1:02.313	+0.782	12:41:22.993
12	1:03.146	+1.615	12:42:26.139
13	1:02.495	+0.964	12:43:28.634
14	1:02.767	+1.236	12:44:31.401

Lap	Lap Tm	Diff	Time of Day
(14) HERNANDEZ BAREA, JOSE LUIS			
1	1:06.422	+4.162	12:31:00.453
2	1:02.430	+0.170	12:32:02.883
3	1:02.815	+0.555	12:33:05.698
4	1:02.260		12:34:07.958
5	1:02.575	+0.315	12:35:10.533
6	1:03.234	+0.974	12:36:13.767
7	1:02.822	+0.562	12:37:16.589
8	1:03.063	+0.803	12:38:19.652
9	1:03.182	+0.922	12:39:22.834
10	1:03.452	+1.192	12:40:26.286
11	1:03.219	+0.959	12:41:29.505
12	1:03.169	+0.909	12:42:32.674
13	1:03.934	+1.674	12:43:36.608
14	1:03.256	+0.996	12:44:39.864

Lap	Lap Tm	Diff	Time of Day
(90) FORD DUNN, MATHEW			
1	1:07.406	+4.858	12:31:01.277
2	1:03.278	+0.730	12:32:04.555
3	1:03.082	+0.534	12:33:07.637
4	1:03.068	+0.520	12:34:10.705
5	1:03.330	+0.782	12:35:14.035
6	1:02.548		12:36:16.583
7	1:02.843	+0.295	12:37:19.426
8	1:03.702	+1.154	12:38:23.128
9	1:02.580	+0.032	12:39:25.708
10	1:03.366	+0.818	12:40:29.074
11	1:02.558	+0.010	12:41:31.632
12	1:02.797	+0.249	12:42:34.429
13	1:04.387	+1.839	12:43:38.816
14	1:04.228	+1.680	12:44:43.044

Lap	Lap Tm	Diff	Time of Day
(43) URRRA LOPEZ, FERNANDO			
1	1:08.542	+6.031	12:31:02.613
2	1:02.999	+0.488	12:32:05.612
3	1:02.725	+0.214	12:33:08.337
4	1:03.192	+0.681	12:34:11.529
5	1:02.927	+0.416	12:35:14.456
6	1:02.935	+0.424	12:36:17.391
7	1:02.564	+0.053	12:37:19.955
8	1:03.659	+1.148	12:38:23.614
9	1:03.058	+0.547	12:39:26.672
10	1:02.639	+0.128	12:40:29.311
11	1:02.511		12:41:31.822
12	1:02.754	+0.243	12:42:34.576
13	1:04.527	+2.016	12:43:39.103
14	1:04.135	+1.624	12:44:43.238

Lap	Lap Tm	Diff	Time of Day
(8) CARRAU ADAM, DANIEL			
1	1:10.765	+6.479	12:31:04.940
2	1:04.729	+0.443	12:32:09.669

Lap	Lap Tm	Diff	Time of Day
3	1:05.392	+1.106	12:33:15.061
4	1:05.053	+0.767	12:34:20.114
5	1:04.357	+0.071	12:35:24.471
6	1:04.952	+0.666	12:36:29.423
7	1:04.841	+0.555	12:37:34.264
8	1:04.286		12:38:38.550
9	1:04.419	+0.133	12:39:42.969
10	1:04.882	+0.596	12:40:47.851
11	1:05.856	+1.570	12:41:53.707
12	1:05.153	+0.867	12:42:58.860
13	1:04.809	+0.523	12:44:03.669
14	1:06.126	+1.840	12:45:09.795

Lap	Lap Tm	Diff	Time of Day
(17) CERVERA ROSELLO, ADRIAN			
1	1:09.218	+6.060	12:31:03.350
2	1:03.557	+0.399	12:32:06.907
3	1:03.536	+0.378	12:33:10.443
4	1:03.158		12:34:13.601
5	1:04.062	+0.904	12:35:17.663
6	1:05.654	+2.496	12:36:23.317
7	1:04.175	+1.017	12:37:27.492
8	1:04.530	+1.372	12:38:32.022
9	1:05.977	+2.819	12:39:37.999
10	1:04.702	+1.544	12:40:42.701
11	1:04.136	+0.978	12:41:46.837
12	1:20.806	+17.648	12:43:07.643
13	1:07.011	+3.853	12:44:14.654

Lap	Lap Tm	Diff	Time of Day
(69) SORRIBES PORTA, IGNASI			
1	1:12.286	+7.634	12:31:06.920
2	1:05.566	+0.914	12:32:12.486
3	1:05.372	+0.720	12:33:17.858
4	1:05.128	+0.476	12:34:22.986
5	1:04.652		12:35:27.638
6	1:05.067	+0.415	12:36:32.705
7	1:04.997	+0.345	12:37:37.702
8	1:05.831	+1.179	12:38:43.533
9	1:06.834	+2.182	12:39:50.367
10	1:05.526	+0.874	12:40:55.893
11	1:07.266	+2.614	12:42:03.159
12	1:05.501	+0.849	12:43:08.660
13	1:06.997	+2.345	12:44:15.657

Lap	Lap Tm	Diff	Time of Day
(222) FERREIRA, LUIS			
1	1:15.215	+10.671	12:31:09.904
2	1:06.696	+2.152	12:32:16.600
3	1:05.494	+0.950	12:33:22.094
4	1:05.780	+1.236	12:34:27.874
5	1:05.615	+1.071	12:35:33.489
6	1:05.437	+0.893	12:36:38.926
7	1:04.705	+0.161	12:37:43.631
8	1:04.579	+0.035	12:38:48.210
9	1:04.839	+0.295	12:39:53.049
10	1:04.803	+0.259	12:40:57.852
11	1:06.632	+2.088	12:42:04.484
12	1:04.544		12:43:09.028
13	1:06.856	+2.312	12:44:15.884

Lap	Lap Tm	Diff	Time of Day
(53) GELADA RODRIGUEZ, JOSEP			
1	1:11.249	+6.539	12:31:05.653
2	1:05.749	+1.039	12:32:11.402
3	1:05.336	+0.626	12:33:16.738
4	1:05.242	+0.532	12:34:21.980
5	1:04.780	+0.070	12:35:26.760
6	1:04.710		12:36:31.470
7	1:05.182	+0.472	12:37:36.652

Copa Catalana Supermotard - Vic

SM 1-2-3-4

Circuit d'Osona 1,200 km

Carrera - Segona Màniga

12/03/2017 12:30

Cursa (12:00 i 2 Voltes) started at 12:29:53

Lap	Lap Tm	Diff	Time of Day
8	1:05.071	+0.361	12:38:41.723
9	1:05.707	+0.997	12:39:47.430
10	1:05.842	+1.132	12:40:53.272
11	1:14.021	+9.311	12:42:07.293
12	1:08.871	+4.161	12:43:16.164
13	1:11.942	+7.232	12:44:28.106

(31) SOLANO GIOL, GERARD

Lap	Lap Tm	Diff	Time of Day
1	1:14.048	+9.148	12:31:08.376
2	1:06.401	+1.501	12:32:14.777
3	1:06.817	+1.917	12:33:21.594
4	1:06.921	+2.021	12:34:28.515
5	1:05.633	+0.733	12:35:34.148
6	1:07.309	+2.409	12:36:41.457
7	1:04.900		12:37:46.357
8	1:05.792	+0.892	12:38:52.149
9	1:06.630	+1.730	12:39:58.779
10	1:07.581	+2.681	12:41:06.360
11	1:07.782	+2.882	12:42:14.142
12	1:08.542	+3.642	12:43:22.684
13	1:10.635	+5.735	12:44:33.319

(29) MOMPO FLOR, JUAN ANTONIO

Lap	Lap Tm	Diff	Time of Day
1	1:13.185	+7.533	12:31:08.008
2	1:06.663	+1.011	12:32:14.671
3	1:06.703	+1.051	12:33:21.374
4	1:06.250	+0.598	12:34:27.624
5	1:05.652		12:35:33.276
6	1:08.989	+3.337	12:36:42.265
7	1:06.181	+0.529	12:37:48.446
8	1:06.176	+0.524	12:38:54.622
9	1:08.117	+2.465	12:40:02.739
10	1:07.771	+2.119	12:41:10.510
11	1:07.120	+1.468	12:42:17.630
12	1:09.226	+3.574	12:43:26.856
13	1:10.829	+5.177	12:44:37.685

(9) MONEYRON, BRUNO

Lap	Lap Tm	Diff	Time of Day
1	1:15.272	+9.475	12:31:10.462
2	1:06.678	+0.881	12:32:17.140
3	1:07.514	+1.717	12:33:24.654
4	1:06.593	+0.796	12:34:31.247
5	1:06.434	+0.637	12:35:37.681
6	1:06.642	+0.845	12:36:44.323
7	1:06.913	+1.116	12:37:51.236
8	1:07.679	+1.882	12:38:58.915
9	1:05.797		12:40:04.712
10	1:07.241	+1.444	12:41:11.953
11	1:08.885	+3.088	12:42:20.838
12	1:09.429	+3.632	12:43:30.267
13	1:08.686	+2.889	12:44:38.953

(82) FORD DUNN, LORIS

Lap	Lap Tm	Diff	Time of Day
1	1:16.412	+9.947	12:31:11.151
2	1:06.989	+0.524	12:32:18.140
3	1:07.143	+0.678	12:33:25.283
4	1:06.520	+0.055	12:34:31.803
5	1:06.465		12:35:38.268
6	1:06.574	+0.109	12:36:44.842
7	1:06.922	+0.457	12:37:51.764
8	1:08.869	+2.404	12:39:00.633
9	1:09.218	+2.753	12:40:09.851
10	1:08.338	+1.873	12:41:18.189
11	1:10.730	+4.265	12:42:28.919
12	1:08.709	+2.244	12:43:37.628
13	1:09.491	+3.026	12:44:47.119

Lap	Lap Tm	Diff	Time of Day
(49) TORRAS MARTINEZ, RAUL			
1	1:14.580	+8.161	12:31:09.319
2	1:07.052	+0.633	12:32:16.371
3	1:07.977	+1.558	12:33:24.348
4	1:06.419		12:34:30.767
5	1:06.536	+0.117	12:35:37.303
6	1:06.754	+0.335	12:36:44.057
7	1:06.759	+0.340	12:37:50.816
8	1:09.480	+3.061	12:39:00.296
9	1:10.707	+4.288	12:40:11.003
10	1:08.115	+1.696	12:41:19.118
11	1:10.212	+3.793	12:42:29.330
12	1:08.676	+2.257	12:43:38.006
13	1:11.770	+5.351	12:44:49.776

(4) ROSSELL HERNANDEZ, XAVIER

Lap	Lap Tm	Diff	Time of Day
1	1:16.740	+9.227	12:31:11.860
2	1:07.513		12:32:19.373
3	1:07.733	+0.220	12:33:27.106
4	1:07.638	+0.125	12:34:34.744
5	1:08.470	+0.957	12:35:43.214
6	1:11.193	+3.680	12:36:54.407
7	1:10.193	+2.680	12:38:04.600
8	1:14.366	+6.853	12:39:18.966
9	1:13.188	+5.675	12:40:32.154
10	1:09.319	+1.806	12:41:41.473
11	1:08.676	+1.163	12:42:50.149
12	1:08.492	+0.979	12:43:58.641
13	1:08.777	+1.264	12:45:07.418

(98) MOREL, LUC

Lap	Lap Tm	Diff	Time of Day
1	1:17.618	+8.338	12:31:12.931
2	1:09.280		12:32:22.211
3	1:10.141	+0.861	12:33:32.352
4	1:09.285	+0.005	12:34:41.637
5	1:09.621	+0.341	12:35:51.258
6	1:13.041	+3.761	12:37:04.299
7	1:14.113	+4.833	12:38:18.412
8	1:13.559	+4.279	12:39:31.971
9	1:11.534	+2.254	12:40:43.505
10	1:10.579	+1.299	12:41:54.084
11	1:11.120	+1.840	12:43:05.204
12	1:12.921	+3.641	12:44:18.125

(131) VIMPIERRE, FLORIAN


Lap	Lap Tm	Diff	Time of Day
1	1:19.838	+9.767	12:31:15.669
2	1:10.906	+0.835	12:32:26.575
3	1:10.314	+0.243	12:33:36.889
4	1:10.071		12:34:46.960
5	1:14.059	+3.988	12:36:01.019
6	1:15.296	+5.225	12:37:16.315
7	1:13.871	+3.800	12:38:30.186
8	1:20.109	+10.038	12:39:50.295
9	1:22.844	+12.773	12:41:13.139
10	1:18.339	+8.268	12:42:31.478
11	1:16.119	+6.048	12:43:47.597
12	1:15.789	+5.718	12:45:03.386

Copa Catalana Supermotard - Vic

SM 1-2-3-4

Circuit d'Osona 1,200 km

Entrenaments Qualificatius



sició	Nº	Nom	Moto	Millor Ts total	R1. Millor Tm	22. Millor Tm	Club	classe
1	1	CUCHARRERA MORENO, FRANCESC	HUSQVARN	59.873	1:00.416	59.873	Esc. Osona	SM 1
2	80	CARDONA LOPEZ, NESTOR	SIN MARCA	1:00.760	1:02.808	1:00.760	Gm Molins	SM 1
3	122	LLADOS SOLE, JOAN	TM	1:00.989	1:02.435	1:00.989	MC Granja Escarp	SM 1
4	25	URIZARBARRENA URIARTE, ABEL	HUSQVARN	1:02.321	1:02.957	1:02.321	Mc. Mitoracing	SM 1
5	90	FORD DUNN, MATHEW	HUSQVARN	1:02.474	1:03.750	1:02.474	Ctat. Albaida	SM 1
6	12	ALGUACIL PARDO, VICTOR	SIN MARCA	1:02.514	1:04.006	1:02.514	Amc Martorelles	SM 1
7	14	HERNANDEZ BAREA, JOSE LUIS	TM	1:02.559	1:03.981	1:02.559	Mc St.Celoni	SM 1
8	43	URRA LOPEZ, FERNANDO	HUSQVARN	1:02.656	1:04.885	1:02.656	Mc. Ziki Team	SM 3
9	17	CERVERA ROSELLO, ADRIAN	YAMAHA	1:03.825	1:05.844	1:03.825	Circuito del Motor	SM 2
10	8	CARRAU ADAM, DANIEL	SIN MARCA	1:04.918	1:07.281	1:04.918	Mc Cabrera	SM 4
11	53	GELADA RODRIGUEZ, JOSEP	HONDA	1:05.091	1:06.739	1:05.091	Mc. Polea SX	SM 2
12	31	SOLANO GIOL, GERARD	KTM	1:05.106	1:07.632	1:05.106	Esc. Osona	SM 4
13	222	FERREIRA, LUIS	HUSQVARN	1:05.133	1:05.133	1:05.563		SM 3
14	69	SORRIBES PORTA, IGNASI	TM	1:05.754	1:07.188	1:05.754	MC Circuit Móra	SM 1
15	72	GELADA RODRIGUEZ, GENIS	HONDA	1:06.195	1:06.195		Mc. Polea SX	SM 2
16	82	FORD DUNN, LORIS	HUSQVARN	1:06.320	1:07.378	1:06.320	Ctat. Albaida	SM 2
17	49	TORRAS MARTINEZ, RAÜL	YAMAHA	1:06.609	1:09.345	1:06.609	Esc. Osona	SM 4
18	29	MOMPO FLOR, JUAN ANTONIO	KTM	1:07.059	1:08.474	1:07.059	MotoDes	SM 3
19	4	ROSSELL HERNANDEZ, XAVIER	YAMAHA	1:08.261	1:11.469	1:08.261	Esc. Osona	SM 4
20	9	MONEYRON , BRUNO	KTM	1:10.705	1:15.532	1:10.705	P.M.B.	SM 4
21	98	MOREL , LUC	KAWASAKI	1:10.713	1:11.448	1:10.713	P.M.B.	SM 4
22	131	VIMPIERRE , FLORIAN	KTM	1:13.476	1:16.667	1:13.476	P.M.B.	SM 1

Copa Catalana Supermotard - Vic

Ordenat per la volta més ràpida

SM 1-2-3-4

Circuit d'Osona 1,200 km

Entrenaments Qualificatius 1

12/03/2017 09:00

Pràctica (10:00 Temps) started at 9:00:47

posició	Nº	Nom	Millor Tm	Dif	Diferència	En volta	Club	classe
1	1	CUCHARRERA MORENO, FRANCESC	1:00.416			7	Esc. Osona	SM 1
2	122	LLADOS SOLE, JOAN	1:02.435	2.019	2.019	9	MC Granja Escarp	SM 1
3	80	CARDONA LOPEZ, NESTOR	1:02.808	2.392	0.373	7	Gm Molins	SM 1
4	25	URIZARBARRENA URIARTE, ABEL	1:02.957	2.541	0.149	7	Mc. Mitoracing	SM 1
5	90	FORD DUNN, MATHEW	1:03.750	3.334	0.793	8	Ctat. Albaida	SM 1
6	14	HERNANDEZ BAREA, JOSE LUIS	1:03.981	3.565	0.231	9	Mc St.Celoni	SM 1
7	12	ALGUACIL PARDO, VICTOR	1:04.006	3.590	0.025	8	Amc Martorelles	SM 1
8	43	URRA LOPEZ, FERNANDO	1:04.885	4.469	0.879	6	Mc. Ziki Team	SM 3
9	222	FERREIRA, LUIS	1:05.133	4.717	0.248	6		SM 3
10	17	CERVERA ROSELLO, ADRIAN	1:05.844	5.428	0.711	8	Circuito del Motor	SM 2
11	72	GELADA RODRIGUEZ, GENIS	1:06.195	5.779	0.351	7	Mc. Polea SX	SM 2
12	53	GELADA RODRIGUEZ, JOSEP	1:06.739	6.323	0.544	7	Mc. Polea SX	SM 2
13	69	SORRIBES PORTA, IGNASI	1:07.188	6.772	0.449	8	MC Circuit Móra	SM 1
14	8	CARRAU ADAM, DANIEL	1:07.281	6.865	0.093	8	Mc Cabrera	SM 4
15	82	FORD DUNN, LORIS	1:07.378	6.962	0.097	8	Ctat. Albaida	SM 2
16	31	SOLANO GIOL, GERARD	1:07.632	7.216	0.254	5	Esc. Osona	SM 4
17	29	MOMPO FLOR, JUAN ANTONIO	1:08.474	8.058	0.842	5	MotoDes	SM 3
18	49	TORRAS MARTINEZ, RAÛL	1:09.345	8.929	0.871	7	Esc. Osona	SM 4
19	98	MOREL , LUC	1:11.448	11.032	2.103	6	P.M.B.	SM 4
20	4	ROSSELL HERNANDEZ, XAVIER	1:11.469	11.053	0.021	5	Esc. Osona	SM 4
21	9	MONEYRON , BRUNO	1:15.532	15.116	4.063	6	P.M.B.	SM 4
22	131	VIMPIERRE , FLORIAN	1:16.667	16.251	1.135	2	P.M.B.	SM 1

Copa Catalana Supermotard - Vic

SM 1-2-3-4

Circuit d'Osona 1,200 km

Entrenaments Qualificatius 1

12/03/2017 09:00

Pràctica (10:00 Temps) started at 9:00:47

Lap	Lap Tm	Diff	Time of Day
(12) ALGUACIL PARDO, VICTOR			
1	1:15.407	+25.761	9:02:13.001
2	49.646		9:03:02.647
3	1:12.939	+23.293	9:04:15.586
4	1:05.103	+15.457	9:05:20.689
5	1:13.242	+23.596	9:06:33.931
6	1:04.309	+14.663	9:07:38.240
7	1:24.299	+34.653	9:09:02.539
8	1:04.006	+14.360	9:10:06.545
9	1:18.594	+28.948	9:11:25.139

Lap	Lap Tm	Diff	Time of Day
(1) CUCHARRERA MORENO, FRANCESC			
1	1:23.404	+22.988	9:02:58.668
2	1:03.713	+3.297	9:04:02.381
3	1:09.883	+9.467	9:05:12.264
4	1:01.496	+1.080	9:06:13.760
5	1:50.249	+49.833	9:08:04.009
6	1:15.679	+15.263	9:09:19.688
7	1:00.416		9:10:20.104

Lap	Lap Tm	Diff	Time of Day
(122) LLADOS SOLE, JOAN			
1	1:17.732	+15.297	9:02:14.663
2	1:08.618	+6.183	9:03:23.281
3	1:05.727	+3.292	9:04:29.008
4	1:03.798	+1.363	9:05:32.806
5	1:19.488	+17.053	9:06:52.294
6	1:17.255	+14.820	9:08:09.549
7	1:07.304	+4.869	9:09:16.853
8	1:02.901	+0.466	9:10:19.754
9	1:02.435		9:11:22.189

Lap	Lap Tm	Diff	Time of Day
(80) CARDONA LOPEZ, NESTOR			
1	1:24.163	+21.355	9:03:41.274
2	1:07.236	+4.428	9:04:48.510
3	1:17.844	+15.036	9:06:06.354
4	1:06.608	+3.800	9:07:12.962
5	1:03.949	+1.141	9:08:16.911
6	1:05.737	+2.929	9:09:22.648
7	1:02.808		9:10:25.456
8	1:03.236	+0.428	9:11:28.692

Lap	Lap Tm	Diff	Time of Day
(25) URIZARBARRENA URIARTE, ABEL			
1	1:19.129	+16.172	9:04:31.608
2	1:05.820	+2.863	9:05:37.428
3	1:04.953	+1.996	9:06:42.381
4	1:16.890	+13.933	9:07:59.271
5	1:03.844	+0.887	9:09:03.115
6	1:03.584	+0.627	9:10:06.699
7	1:02.957		9:11:09.656

Lap	Lap Tm	Diff	Time of Day
(90) FORD DUNN, MATHEW			
1	1:22.042	+18.292	9:02:09.092
2	1:07.659	+3.909	9:03:16.751
3	1:07.447	+3.697	9:04:24.198
4	1:05.834	+2.084	9:05:30.032
5	1:04.944	+1.194	9:06:34.976
6	1:04.171	+0.421	9:07:39.147
7	1:05.957	+2.207	9:08:45.104
8	1:03.750		9:09:48.854
9	1:04.428	+0.678	9:10:53.282

Lap	Lap Tm	Diff	Time of Day
(14) HERNANDEZ BAREA, JOSE LUIS			
1	1:20.406	+16.425	9:02:12.801
2	1:11.604	+7.623	9:03:24.405
3	1:05.717	+1.736	9:04:30.122

Lap	Lap Tm	Diff	Time of Day
4	1:05.490	+1.509	9:05:35.612
5	1:04.814	+0.833	9:06:40.426
6	1:05.956	+1.975	9:07:46.382
7	1:04.483	+0.502	9:08:50.865
8	1:04.621	+0.640	9:09:55.486
9	1:03.981		9:10:59.467

Lap	Lap Tm	Diff	Time of Day
(43) URRRA LOPEZ, FERNANDO			
1	1:24.078	+19.193	9:03:41.994
2	1:07.893	+3.008	9:04:49.887
3	1:06.059	+1.174	9:05:55.946
4	1:24.105	+19.220	9:07:20.051
5	1:05.371	+0.486	9:08:25.422
6	1:04.885		9:09:30.307
7	1:05.276	+0.391	9:10:35.583
8	1:05.329	+0.444	9:11:40.912

Lap	Lap Tm	Diff	Time of Day
(222) FERREIRA, LUIS			
1	1:30.604	+25.471	9:04:08.293
2	1:08.914	+3.781	9:05:17.207
3	1:08.891	+3.758	9:06:26.098
4	1:06.874	+1.741	9:07:32.972
5	1:18.816	+13.683	9:08:51.788
6	1:05.133		9:09:56.921

Lap	Lap Tm	Diff	Time of Day
(17) CERVERA ROSELLO, ADRIAN			
1	1:24.760	+18.916	9:02:17.094
2	1:11.829	+5.985	9:03:28.923
3	1:09.734	+3.890	9:04:38.657
4	1:07.893	+2.049	9:05:46.550
5	1:08.536	+2.692	9:06:55.086
6	1:06.978	+1.134	9:08:02.064
7	1:06.318	+0.474	9:09:08.382
8	1:05.844		9:10:14.226
9	1:05.897	+0.053	9:11:20.123

Lap	Lap Tm	Diff	Time of Day
(72) GELADA RODRIGUEZ, GENIS			
1	1:24.340	+18.145	9:03:32.619
2	1:09.504	+3.309	9:04:42.123
3	1:07.789	+1.594	9:05:49.912
4	1:07.744	+1.549	9:06:57.656
5	1:20.204	+14.009	9:08:17.860
6	1:07.516	+1.321	9:09:25.376
7	1:06.195		9:10:31.571

Lap	Lap Tm	Diff	Time of Day
(53) GELADA RODRIGUEZ, JOSEP			
1	1:26.717	+19.978	9:03:36.770
2	1:10.255	+3.516	9:04:47.025
3	1:21.996	+15.257	9:06:09.021
4	1:07.932	+1.193	9:07:16.953
5	1:07.112	+0.373	9:08:24.065
6	1:07.184	+0.445	9:09:31.249
7	1:06.739		9:10:37.988
8	1:06.808	+0.069	9:11:44.796

Lap	Lap Tm	Diff	Time of Day
(69) SORRIBES PORTA, IGNASI			
1	1:25.213	+18.025	9:03:38.907
2	1:16.403	+9.215	9:04:55.310
3	1:09.170	+1.982	9:06:04.480
4	1:09.040	+1.852	9:07:13.520
5	1:07.978	+0.790	9:08:21.498
6	1:08.290	+1.102	9:09:29.788
7	1:07.358	+0.170	9:10:37.146
8	1:07.188		9:11:44.334

Lap	Lap Tm	Diff	Time of Day
(8) CARRAU ADAM, DANIEL			

Lap	Lap Tm	Diff	Time of Day
1	1:29.271	+21.990	9:02:25.157
2	1:17.670	+10.389	9:03:42.827
3	1:10.541	+3.260	9:04:53.368
4	1:09.328	+2.047	9:06:02.696
5	1:07.903	+0.622	9:07:10.599
6	1:08.049	+0.768	9:08:18.648
7	1:07.461	+0.180	9:09:26.109
8	1:07.281		9:10:33.390
9	1:08.658	+1.377	9:11:42.048

Lap	Lap Tm	Diff	Time of Day
(82) FORD DUNN, LORIS			
1	1:25.475	+18.097	9:02:15.995
2	1:13.321	+5.943	9:03:29.316
3	1:13.723	+6.345	9:04:43.039
4	1:09.924	+2.546	9:05:52.963
5	1:09.142	+1.764	9:07:02.105
6	1:10.118	+2.740	9:08:12.223
7	1:15.483	+8.105	9:09:27.706
8	1:07.378		9:10:35.084
9	1:10.541	+3.163	9:11:45.625

Lap	Lap Tm	Diff	Time of Day
(31) SOLANO GIOL, GERARD			
1	1:31.527	+23.895	9:02:28.496
2	1:23.166	+15.534	9:03:51.662
3	1:21.111	+13.479	9:05:12.773
4	1:08.418	+0.786	9:06:21.191
5	1:07.632		9:07:28.823

Lap	Lap Tm	Diff	Time of Day
(29) MOMPO FLOR, JUAN ANTONIO			
1	1:19.532	+11.058	9:02:22.438
2	1:12.353	+3.879	9:03:34.791
3	1:10.811	+2.337	9:04:45.602
4	1:08.930	+0.456	9:05:54.532
5	1:08.474		9:07:03.006
6	1:09.580	+1.106	9:08:12.586
7	1:21.521	+13.047	9:09:34.107
8	1:08.669	+0.195	9:10:42.776
9	1:09.595	+1.121	9:11:52.371

Lap	Lap Tm	Diff	Time of Day
(49) TORRAS MARTINEZ, RAUL			
1	1:21.704	+12.359	9:03:18.100
2	1:17.754	+8.409	9:04:35.854
3	1:10.433	+1.088	9:05:46.287
4	1:20.318	+10.973	9:07:06.605
5	1:09.401	+0.056	9:08:16.006
6	1:23.399	+14.054	9:09:39.405
7	1:09.345		9:10:48.750

Lap	Lap Tm	Diff	Time of Day
(98) MOREL, LUC			
1	1:25.786	+14.338	9:03:10.856
2	1:17.309	+5.861	9:04:28.165
3	1:14.720	+3.272	9:05:42.885
4	1:14.640	+3.192	9:06:57.525
5	1:14.310	+2.862	9:08:11.835
6	1:11.448		9:09:23.283
7	1:23.833	+12.385	9:10:47.116

Lap	Lap Tm	Diff	Time of Day
(4) ROSSELL HERNANDEZ, XAVIER			
1	1:27.101	+15.632	9:04:22.007
2	1:26.516	+15.047	9:05:48.523
3	3:17.492	+2:06.023	9:09:06.015
4	1:19.171	+7.702	9:10:25.186
5	1:11.469		9:11:36.655

Lap	Lap Tm	Diff	Time of Day
(9) MONEYRON, BRUNO			
1	1:44.761	+29.229	9:02:39.203

Copa Catalana Supermotard - Vic

SM 1-2-3-4

Circuit d'Osona 1,200 km

Entrenaments Qualificatius 1

12/03/2017 09:00

Pràctica (10:00 Temps) started at 9:00:47

Lap	Lap Tm	Diff	Time of Day
2	2:16.844	+1:01.312	9:04:56.047
3	1:42.417	+26.885	9:06:38.464
4	1:26.453	+10.921	9:08:04.917
5	1:30.517	+14.985	9:09:35.434
6	1:15.532		9:10:50.966

Lap	Lap Tm	Diff	Time of Day
-----	--------	------	-------------

Lap	Lap Tm	Diff	Time of Day
-----	--------	------	-------------

(131) VIMPIERRE, FLORIAN

1	1:21.382	+4.715	9:06:36.744
2	1:16.667		9:07:53.411
3	1:17.690	+1.023	9:09:11.101
4	1:18.712	+2.045	9:10:29.813
5	1:24.358	+7.691	9:11:54.171

Copa Catalana Supermotard - Vic

Ordenat per la volta més ràpida

SM 1-2-3-4

Circuit d'Osona 1,200 km

Entrenaments Qualificatius 2

12/03/2017 09:45

Classificació (10:00 Temps) started at 9:45:02

posició	Nº	Nom	Millor Tm	Dif	Diferència	En volta	Club	classe
1	1	CUCHARRERA MORENO, FRANCESC	59.873			7	Esc. Osona	SM 1
2	80	CARDONA LOPEZ, NESTOR	1:00.760	0.887	0.887	5	Gm Molins	SM 1
3	122	LLADOS SOLE, JOAN	1:00.989	1.116	0.229	9	MC Granja Escarp	SM 1
4	25	URIZARBARRENA URIARTE, ABEL	1:02.321	2.448	1.332	3	Mc. Mitoracing	SM 1
5	90	FORD DUNN, MATHEW	1:02.474	2.601	0.153	5	Ctat. Albaida	SM 1
6	12	ALGUACIL PARDO, VICTOR	1:02.514	2.641	0.040	5	Amc Martorelles	SM 1
7	14	HERNANDEZ BAREA, JOSE LUIS	1:02.559	2.686	0.045	8	Mc St.Celoni	SM 1
8	43	URRA LOPEZ, FERNANDO	1:02.656	2.783	0.097	9	Mc. Ziki Team	SM 3
9	17	CERVERA ROSELLO, ADRIAN	1:03.825	3.952	1.169	6	Circuito del Motor	SM 2
10	8	CARRAU ADAM, DANIEL	1:04.918	5.045	1.093	7	Mc Cabrera	SM 4
11	53	GELADA RODRIGUEZ, JOSEP	1:05.091	5.218	0.173	9	Mc. Polea SX	SM 2
12	31	SOLANO GIOL, GERARD	1:05.106	5.233	0.015	6	Esc. Osona	SM 4
13	222	FERREIRA, LUIS	1:05.563	5.690	0.457	3		SM 3
14	69	SORRIBES PORTA, IGNASI	1:05.754	5.881	0.191	8	MC Circuit Móra	SM 1
15	82	FORD DUNN, LORIS	1:06.320	6.447	0.566	6	Ctat. Albaida	SM 2
16	49	TORRAS MARTINEZ, RAÛL	1:06.609	6.736	0.289	6	Esc. Osona	SM 4
17	29	MOMPO FLOR, JUAN ANTONIO	1:07.059	7.186	0.450	8	MotoDes	SM 3
18	4	ROSSELL HERNANDEZ, XAVIER	1:08.261	8.388	1.202	5	Esc. Osona	SM 4
19	9	MONEYRON , BRUNO	1:10.705	10.832	2.444	5	P.M.B.	SM 4
20	98	MOREL , LUC	1:10.713	10.840	0.008	4	P.M.B.	SM 4
21	131	VIMPIERRE , FLORIAN	1:13.476	13.603	2.763	3	P.M.B.	SM 1
22	72	GELADA RODRIGUEZ, GENIS				0	Mc. Polea SX	SM 2

Copa Catalana Supermotard - Vic

SM 1-2-3-4

Circuit d'Osona 1,200 km

Entrenaments Qualificatius 2

12/03/2017 09:45

Classificació (10:00 Temps) started at 9:45:02

Lap	Lap Tm	Diff	Time of Day
(1) CUCHARRERA MORENO, FRANCESC			
1	1:28.896	+29.023	9:47:18.259
2	1:12.872	+12.999	9:48:31.131
3	1:00.601	+0.728	9:49:31.732
4	1:18.705	+18.832	9:50:50.437
5	1:00.298	+0.425	9:51:50.735
6	1:18.579	+18.706	9:53:09.314
7	59.873		9:54:09.187

Lap	Lap Tm	Diff	Time of Day
(80) CARDONA LOPEZ, NESTOR			
1	1:25.659	+24.899	9:51:01.105
2	1:03.996	+3.236	9:52:05.101
3	1:02.020	+1.260	9:53:07.121
4	1:01.095	+0.335	9:54:08.216
5	1:00.760		9:55:08.976

Lap	Lap Tm	Diff	Time of Day
(122) LLADOS SOLE, JOAN			
1	1:08.678	+7.689	9:46:27.698
2	1:03.938	+2.949	9:47:31.636
3	1:03.252	+2.263	9:48:34.888
4	1:02.115	+1.126	9:49:37.003
5	1:01.867	+0.878	9:50:38.870
6	1:07.518	+6.529	9:51:46.388
7	1:02.144	+1.155	9:52:48.532
8	1:06.584	+5.595	9:53:55.116
9	1:00.989		9:54:56.105
10	1:01.189	+0.200	9:55:57.294

Lap	Lap Tm	Diff	Time of Day
(25) URIZARBARRENA URIARTE, ABEL			
1	1:12.135	+9.814	9:47:42.539
2	1:04.450	+2.129	9:48:46.989
3	1:02.321		9:49:49.310
4	1:03.986	+1.665	9:50:53.296
5	1:02.429	+0.108	9:51:55.725
6	1:03.193	+0.872	9:52:58.918
7	1:11.655	+9.334	9:54:10.573
8	1:04.270	+1.949	9:55:14.843

Lap	Lap Tm	Diff	Time of Day
(90) FORD DUNN, MATHEW			
1	1:08.275	+5.801	9:46:12.129
2	1:03.633	+1.159	9:47:15.762
3	1:02.797	+0.323	9:48:18.559
4	1:21.157	+18.683	9:49:39.716
5	1:02.474		9:50:42.190
6	1:10.376	+7.902	9:51:52.566
7	1:06.162	+3.688	9:52:58.728
8	1:03.315	+0.841	9:54:02.043
9	1:08.446	+5.972	9:55:10.489

Lap	Lap Tm	Diff	Time of Day
(12) ALGUACIL PARDO, VICTOR			
1	1:08.038	+5.524	9:46:12.500
2	1:03.512	+0.998	9:47:16.012
3	1:05.363	+2.849	9:48:21.375
4	1:07.452	+4.938	9:49:28.827
5	1:02.514		9:50:31.341
6	1:11.568	+9.054	9:51:42.909
7	2:00.614	+58.100	9:53:43.523

Lap	Lap Tm	Diff	Time of Day
(14) HERNANDEZ BAREA, JOSE LUIS			
1	1:07.884	+5.325	9:46:11.738
2	1:03.226	+0.667	9:47:14.964
3	1:03.199	+0.640	9:48:18.163
4	1:02.916	+0.357	9:49:21.079
5	1:03.349	+0.790	9:50:24.428
6	1:04.612	+2.053	9:51:29.040

Lap	Lap Tm	Diff	Time of Day
7	1:02.877	+0.318	9:52:31.917
8	1:02.559		9:53:34.476
9	1:02.572	+0.013	9:54:37.048
10	1:03.513	+0.954	9:55:40.561

Lap	Lap Tm	Diff	Time of Day
(43) URRRA LOPEZ, FERNANDO			
1	1:09.938	+7.282	9:46:28.594
2	1:04.096	+1.440	9:47:32.690
3	1:04.136	+1.480	9:48:36.826
4	1:03.814	+1.158	9:49:40.640
5	1:03.806	+1.150	9:50:44.446
6	1:03.527	+0.871	9:51:47.973
7	1:03.179	+0.523	9:52:51.152
8	1:04.988	+2.332	9:53:56.140
9	1:02.656		9:54:58.796
10	1:02.682	+0.026	9:56:01.478

Lap	Lap Tm	Diff	Time of Day
(17) CERVERA ROSELLO, ADRIAN			
1	1:10.869	+7.044	9:46:16.868
2	1:05.413	+1.588	9:47:22.281
3	1:05.337	+1.512	9:48:27.618
4	1:09.966	+6.141	9:49:37.584
5	1:05.633	+1.808	9:50:43.217
6	1:03.825		9:51:47.042
7	1:08.452	+4.627	9:52:55.494
8	1:05.467	+1.642	9:54:00.961
9	1:04.717	+0.892	9:55:05.678

Lap	Lap Tm	Diff	Time of Day
(8) CARRAU ADAM, DANIEL			
1	1:20.779	+15.861	9:47:00.351
2	1:12.391	+7.473	9:48:12.742
3	1:09.679	+4.761	9:49:22.421
4	1:06.553	+1.635	9:50:28.974
5	1:05.710	+0.792	9:51:34.684
6	1:06.250	+1.332	9:52:40.934
7	1:04.918		9:53:45.852

Lap	Lap Tm	Diff	Time of Day
(53) GELADA RODRIGUEZ, JOSEP			
1	1:14.911	+9.820	9:46:55.176
2	1:07.005	+1.914	9:48:02.181
3	1:07.371	+2.280	9:49:09.552
4	1:07.434	+2.343	9:50:16.986
5	1:05.465	+0.374	9:51:22.451
6	1:05.666	+0.575	9:52:28.117
7	1:05.554	+0.463	9:53:33.671
8	1:18.059	+12.968	9:54:51.730
9	1:05.091		9:55:56.821

Lap	Lap Tm	Diff	Time of Day
(31) SOLANO GIOL, GERARD			
1	1:18.472	+13.366	9:46:43.452
2	1:06.000	+0.894	9:47:49.452
3	1:05.321	+0.215	9:48:54.773
4	1:13.210	+8.104	9:50:07.983
5	2:01.177	+56.071	9:52:09.160
6	1:05.106		9:53:14.266

Lap	Lap Tm	Diff	Time of Day
(222) FERREIRA, LUIS			
1	1:31.274	+25.711	9:48:06.715
2	1:26.021	+20.458	9:49:32.736
3	1:05.563		9:50:38.299
4	1:05.664	+0.101	9:51:43.963
5	1:10.293	+4.730	9:52:54.256
6	1:05.806	+0.243	9:54:00.062
7	1:18.896	+13.333	9:55:18.958

Lap	Lap Tm	Diff	Time of Day
(69) SORRIBES PORTA, IGNASI			

Lap	Lap Tm	Diff	Time of Day
1	1:13.074	+7.320	9:47:44.519
2	1:07.207	+1.453	9:48:51.726
3	1:06.746	+0.992	9:49:58.472
4	1:06.430	+0.676	9:51:04.902
5	1:05.945	+0.191	9:52:10.847
6	1:06.268	+0.514	9:53:17.115
7	1:06.611	+0.857	9:54:23.726
8	1:05.754		9:55:29.480

Lap	Lap Tm	Diff	Time of Day
(82) FORD DUNN, LORIS			
1	1:14.396	+8.076	9:46:21.806
2	1:07.455	+1.135	9:47:29.261
3	1:09.442	+3.122	9:48:38.703
4	1:07.663	+1.343	9:49:46.366
5	1:07.388	+1.068	9:50:53.754
6	1:06.320		9:52:00.074
7	1:18.087	+11.767	9:53:18.161
8	1:15.365	+9.045	9:54:33.526
9	1:16.648	+10.328	9:55:50.174

Lap	Lap Tm	Diff	Time of Day
(49) TORRAS MARTINEZ, RAÜL			
1	1:16.216	+9.607	9:46:19.197
2	1:09.031	+2.422	9:47:28.228
3	1:08.316	+1.707	9:48:36.544
4	1:12.377	+5.768	9:49:48.921
5	1:09.340	+2.731	9:50:58.261
6	1:06.609		9:52:04.870
7	1:18.327	+11.718	9:53:23.197
8	1:07.737	+1.128	9:54:30.934
9	1:06.961	+0.352	9:55:37.895

Lap	Lap Tm	Diff	Time of Day
(29) MOMPO FLOR, JUAN ANTONIO			
1	1:14.816	+7.757	9:46:31.692
2	1:08.326	+1.267	9:47:40.018
3	1:07.936	+0.877	9:48:47.954
4	1:07.567	+0.508	9:49:55.521
5	1:07.409	+0.350	9:51:02.930
6	1:07.385	+0.326	9:52:10.315
7	1:07.308	+0.249	9:53:17.623
8	1:07.059		9:54:24.682
9	1:07.298	+0.239	9:55:31.980

Lap	Lap Tm	Diff	Time of Day
(4) ROSSELL HERNANDEZ, XAVIER			
1	1:17.909	+9.648	9:46:23.661
2	1:08.843	+0.582	9:47:32.504
3	1:08.757	+0.496	9:48:41.261
4	1:27.476	+19.215	9:50:08.737
5	1:08.261		9:51:16.998

Lap	Lap Tm	Diff	Time of Day
(9) MONEIRON , BRUNO			
1	1:49.305	+38.600	9:48:57.567
2	1:24.616	+13.911	9:50:22.183
3	1:14.791	+4.086	9:51:36.974
4	1:11.026	+0.321	9:52:48.000
5	1:10.705		9:53:58.705
6	1:11.157	+0.452	9:55:09.862

Lap	Lap Tm	Diff	Time of Day
(98) MOREL , LUC			
1	1:16.387	+5.674	9:46:46.058
2	1:11.489	+0.776	9:47:57.547
3	1:11.877	+1.164	9:49:09.424
4	1:10.713		9:50:20.137
5	1:11.038	+0.325	9:51:31.175

Copa Catalana Supermotard - Vic

SM 1-2-3-4

Circuit d'Osona 1,200 km

Entrenaments Qualificatius 2

12/03/2017 09:45

Classificació (10:00 Temps) started at 9:45:02

Lap	Lap Tm	Diff	Time of Day
(131) VIMPIERRE , FLORIAN			
1	1:19.055	+5.579	9:46:49.840
2	1:13.884	+0.408	9:48:03.724
3	1:13.476		9:49:17.200
4	1:15.720	+2.244	9:50:32.920
5	1:17.586	+4.110	9:51:50.506
6	1:20.445	+6.969	9:53:10.951
7	1:15.541	+2.065	9:54:26.492
8	1:15.560	+2.084	9:55:42.052

Lap	Lap Tm	Diff	Time of Day
-----	--------	------	-------------


Lap	Lap Tm	Diff	Time of Day
-----	--------	------	-------------

Copa Catalana Supermotard - Vic

SM 65-85

Circuit d'Osona 1,200 km

Classificació FINAL



Posició	Núm.	Pilot	Llicència	Club	Carrera 1	Carrera 2	Total punts
SM 65							
1	4	FERNANDEZ ROBLDILLO, ERIC	134896-B	Simonety School	25	25	50
2	23	SIERRA GOMEZ, AITOR	134594-B	Esc. Osona	20	20	40
3	22	ANTONIO SANCHO, JORDI	135221-T	Mec Alcanar	16	16	32
4	24	PLANQUES GEORGES, GUILLEM	135995-B	Pisto B. Montseny	13	13	26
5	41	CERPA CUELLAR, YVONNE	134791-B	Simonety School	11	11	22
SM 85							
1	6	RODRIGUEZ VIVES, ORIOL	134455-T	Mc. Segre	25	25	50
2	96	RUIZ FRANCISCO, JOAN	134875-T	Mc Móra d'Ebre	20	20	40

Copa Catalana Supermotard - Vic

classificat per voltes

SM 65-85

Circuit d'Osona 1,200 km

Carrera - Primera Màniga

12/03/2017 11:25

Cursa (10:00 i 2 Voltes) started at 11:22:50

Pos.	Núm.	Cognoms i Nom	Llicència	Voltes	Total Ts	Dif	Millor Tm	Club	Punts
1	6	RODRIGUEZ VIVES, ORIOL	134455-T	12	13:13.388		1:05.135	Mc. Segre	25
2	96	RUIZ FRANCISCO, JOAN	134875-T	12	13:28.669	15.281	1:05.025	Mc Móra d'Ebre	20
3	4	FERNANDEZ ROBLDILLO, ERIC	134896-B	12	14:03.867	50.479	1:08.167	Simonety School	25
4	23	SIERRA GOMEZ, AITOR	134594-B	12	14:33.822	1:20.434	1:09.309	Esc. Osona	20
5	22	ANTONIO SANCHO, JORDI	135221-T	11	13:25.491	1 Volta	1:10.518	Mec Alcanar	16
6	24	PLANQUES GEORGES, GUILLEM	135995-B	11	13:41.545	1 Volta	1:12.638	Pisto B. Montseny	13
7	41	CERPA CUELLAR, YVONNE	134791-B	10	13:28.847	2 Voltes	1:15.635	Simonety School	11

Margin of Victory	Avg. Speed	Best Lap Tm	Best Spd	Best Lap by
15.281	65,340	1:05.025	66,436	96 - RUIZ FRANCISCO, JOAN

Cap de cronometratge / Director de Carrera / President del Jurat

Orbits

Copa Catalana Supermotard - Vic

classificat per voltes

SM 65-85

Circuit d'Osona 1,200 km

Carrera - Primera Màniga

12/03/2017 11:25

Cursa (10:00 i 2 Voltes) started at 11:22:50

Pos.	Núm.	Cognoms i Nom	Llicència	Voltes	Total Ts	Dif	Millor Tm	Club	Punts
SM 65									
1	4	FERNANDEZ ROBEDILLO, ERIC	134896-B	12	14:03.867		1:08.167	Simonety School	25
2	23	SIERRA GOMEZ, AITOR	134594-B	12	14:33.822	29.955	1:09.309	Esc. Osona	20
3	22	ANTONIO SANCHO, JORDI	135221-T	11	13:25.491	1 Volta	1:10.518	Mec Alcanar	16
4	24	PLANQUES GEORGES, GUILLEM	135995-B	11	13:41.545	1 Volta	1:12.638	Pisto B. Montseny	13
5	41	CERPA CUELLAR, YVONNE	134791-B	10	13:28.847	2 Voltes	1:15.635	Simonety School	11

SM 85

1	6	RODRIGUEZ VIVES, ORIOL	134455-T	12	13:13.388		1:05.135	Mc. Segre	25
2	96	RUIZ FRANCISCO, JOAN	134875-T	12	13:28.669	15.281	1:05.025	Mc Móra d'Ebre	20

Margin of Victory	Avg. Speed	Best Lap Tm	Best Spd	Best Lap by
15.281	65,340	1:05.025	66,436	96 - RUIZ FRANCISCO, JOAN

Cap de cronometratge / Director de Carrera / President del Jurat

Orbits

Copa Catalana Supermotard - Vic

Volta a volta

SM 65-85

Circuit d'Osona 1,200 km

Carrera - Primera Màniga

12/03/2017 11:25

Cursa (10:00 i 2 Voltes) started at 11:22:50

Competidors	Voltes												
	0	1	2	3	4	5	6	7	8	9	10	11	12
RUIZ FRANCISCO, JOAN (96)	1	96	96	6	6	6	6	6	6	6	6	6	6
RODRIGUEZ VIVES, ORIOL (6)	2	6	6	96	96	96	96	96	96	96	96	96	96
FERNANDEZ ROBLDILLO, ERIC (4)	3	4	24	4	4	4	4	4	4	4	4	4	4
SIERRA GOMEZ, AITOR (23)	4	23	4	24	23	23	23	23	23	23	23	23	23
ANTONIO SANCHO, JORDI (22)	5	22	41	23	24	24	24	22	22	22	22	22	22
CERPA CUELLAR, YVONNE (41)	6	41	23	22	22	22	24	24	24	24	24	24	24
PLANQUES GEORGES, GUILLEM (24)	7	24	22	41	41	41	41	41	41	41	41	41	41

Copa Catalana Supermotard - Vic

SM 65-85

Circuit d'Osona 1,200 km

Carrera - Primera Màniga

12/03/2017 11:25

Cursa (10:00 i 2 Voltes) started at 11:22:50

Lap	Lap Tm	Diff	Time of Day
(6) RODRIGUEZ VIVES, ORIOL			
1	1:07.910	+2.775	11:23:58.931
2	1:06.040	+0.905	11:25:04.971
3	1:05.364	+0.229	11:26:10.335
4	1:05.313	+0.178	11:27:15.648
5	1:05.295	+0.160	11:28:20.943
6	1:05.135		11:29:26.078
7	1:05.391	+0.256	11:30:31.469
8	1:05.243	+0.108	11:31:36.712
9	1:06.331	+1.196	11:32:43.043
10	1:05.167	+0.032	11:33:48.210
11	1:06.894	+1.759	11:34:55.104
12	1:09.059	+3.924	11:36:04.163

Lap	Lap Tm	Diff	Time of Day
(96) RUIZ FRANCISCO, JOAN			
1	1:08.138	+3.113	11:23:58.913
2	1:06.576	+1.551	11:25:05.489
3	1:05.454	+0.429	11:26:10.943
4	1:05.509	+0.484	11:27:16.452
5	1:05.025		11:28:21.477
6	1:05.262	+0.237	11:29:26.739
7	1:05.288	+0.263	11:30:32.027
8	1:05.113	+0.088	11:31:37.140
9	1:06.354	+1.329	11:32:43.494
10	1:06.192	+1.167	11:33:49.686
11	1:22.080	+17.055	11:35:11.766
12	1:07.678	+2.653	11:36:19.444

Lap	Lap Tm	Diff	Time of Day
(4) FERNANDEZ ROBLDILLO, ERIC			
1	1:21.958	+13.791	11:24:13.157
2	1:10.934	+2.767	11:25:24.091
3	1:09.470	+1.303	11:26:33.561
4	1:08.167		11:27:41.728
5	1:08.233	+0.066	11:28:49.961
6	1:08.846	+0.679	11:29:58.807
7	1:09.214	+1.047	11:31:08.021
8	1:08.731	+0.564	11:32:16.752
9	1:09.014	+0.847	11:33:25.766
10	1:09.106	+0.939	11:34:34.872
11	1:09.261	+1.094	11:35:44.133
12	1:10.509	+2.342	11:36:54.642

Lap	Lap Tm	Diff	Time of Day
(23) SIERRA GOMEZ, AITOR			
1	1:25.530	+16.221	11:24:17.030
2	1:12.367	+3.058	11:25:29.397
3	1:09.609	+0.300	11:26:39.006
4	1:09.614	+0.305	11:27:48.620
5	1:09.639	+0.330	11:28:58.259
6	1:10.364	+1.055	11:30:08.623
7	1:09.446	+0.137	11:31:18.069
8	1:09.309		11:32:27.378
9	1:10.164	+0.855	11:33:37.542
10	1:10.108	+0.799	11:34:47.650
11	1:09.586	+0.277	11:35:57.236
12	1:27.361	+18.052	11:37:24.597

Lap	Lap Tm	Diff	Time of Day
(22) ANTONIO SANCHO, JORDI			
1	1:29.877	+19.359	11:24:21.589
2	1:11.384	+0.866	11:25:32.973
3	1:10.866	+0.348	11:26:43.839
4	1:11.809	+1.291	11:27:55.648
5	1:13.407	+2.889	11:29:09.055
6	1:10.889	+0.371	11:30:19.944
7	1:10.518		11:31:30.462
8	1:11.025	+0.507	11:32:41.487

Lap	Lap Tm	Diff	Time of Day
9	1:10.603	+0.085	11:33:52.090
10	1:11.689	+1.171	11:35:03.779
11	1:12.487	+1.969	11:36:16.266

Lap	Lap Tm	Diff	Time of Day
(24) PLANQUES GEORGES, GUILLEM			
1	1:18.835	+6.197	11:24:10.873
2	1:15.899	+3.261	11:25:26.772
3	1:14.379	+1.741	11:26:41.151
4	1:14.330	+1.692	11:27:55.481
5	1:13.483	+0.845	11:29:08.964
6	1:13.922	+1.284	11:30:22.886
7	1:12.642	+0.004	11:31:35.528
8	1:15.548	+2.910	11:32:51.076
9	1:12.638		11:34:03.714
10	1:13.921	+1.283	11:35:17.635
11	1:14.685	+2.047	11:36:32.320

Lap	Lap Tm	Diff	Time of Day
(41) CERPA CUELLAR, YVONNE			
1	1:23.713	+8.078	11:24:15.464
2	1:17.949	+2.314	11:25:33.413
3	1:16.887	+1.252	11:26:50.300
4	1:15.635		11:28:05.935
5	1:18.268	+2.633	11:29:24.203
6	1:45.444	+29.809	11:31:09.647
7	1:18.243	+2.608	11:32:27.890
8	1:16.899	+1.264	11:33:44.789
9	1:17.090	+1.455	11:35:01.879
10	1:17.743	+2.108	11:36:19.622

Copa Catalana Supermotard - Vic

classificat per voltes

SM 65-85

Circuit d'Osona 1,200 km

Carrera - Segona Màniga

12/03/2017 12:55

Cursa (10:00 i 2 Voltes) started at 12:53:23

Pos.	Núm.	Cognoms i Nom	Llicència	Voltes	Total Ts	Dif	Millor Tm	Club	Punts
1	6	RODRIGUEZ VIVES, ORIOL	134455-T	12	13:19.341		1:05.438	Mc. Segre	25
2	96	RUIZ FRANCISCO, JOAN	134875-T	12	13:26.941	7.600	1:05.452	Mc Móra d'Ebre	20
3	4	FERNANDEZ ROBLDILLO, ERIC	134896-B	12	13:47.008	27.667	1:07.889	Simonety School	25
4	23	SIERRA GOMEZ, AITOR	134594-B	12	13:56.957	37.616	1:08.775	Esc. Osona	20
5	22	ANTONIO SANCHO, JORDI	135221-T	12	14:04.451	45.110	1:09.301	Mec Alcanar	16
6	24	PLANQUES GEORGES, GUILLEM	135995-B	11	13:32.584	1 Volta	1:12.563	Pisto B. Montseny	13
7	41	CERPA CUELLAR, YVONNE	134791-B	11	14:03.721	1 Volta	1:14.758	Simonety School	11

Margin of Victory	Avg. Speed	Best Lap Tm	Best Spd	Best Lap by
7.600	64,853	1:05.438	66,017	6 - RODRIGUEZ VIVES, ORIOL

Cap de cronometratge / Director de Carrera / President del Jurat

Orbits

Copa Catalana Supermotard - Vic

classificat per voltes

SM 65-85

Circuit d'Osona 1,200 km

Carrera - Segona Màniga

12/03/2017 12:55

Cursa (10:00 i 2 Voltes) started at 12:53:23

Pos.	Núm.	Cognoms i Nom	Llicència	Voltes	Total Ts	Dif	Millor Tm	Club	Punts
SM 65									
1	4	FERNANDEZ ROBLDILLO, ERIC	134896-B	12	13:47.008		1:07.889	Simonety School	25
2	23	SIERRA GOMEZ, AITOR	134594-B	12	13:56.957	9.949	1:08.775	Esc. Osona	20
3	22	ANTONIO SANCHO, JORDI	135221-T	12	14:04.451	17.443	1:09.301	Mec Alcanar	16
4	24	PLANQUES GEORGES, GUILLEM	135995-B	11	13:32.584	1 Volta	1:12.563	Pisto B. Montseny	13
5	41	CERPA CUELLAR, YVONNE	134791-B	11	14:03.721	1 Volta	1:14.758	Simonety School	11

SM 85

1	6	RODRIGUEZ VIVES, ORIOL	134455-T	12	13:19.341		1:05.438	Mc. Segre	25
2	96	RUIZ FRANCISCO, JOAN	134875-T	12	13:26.941	7.600	1:05.452	Mc Móra d'Ebre	20

Margin of Victory	Avg. Speed	Best Lap Tm	Best Spd	Best Lap by
7.600	64,853	1:05.438	66,017	6 - RODRIGUEZ VIVES, ORIOL

Cap de cronometratge / Director de Carrera / President del Jurat

Orbits

Copa Catalana Supermotard - Vic

Volta a volta

SM 65-85

Circuit d'Osona 1,200 km

Carrera - Segona Màniga

12/03/2017 12:55

Cursa (10:00 i 2 Voltes) started at 12:53:23

Competidors

	Voltes													
	0	1	2	3	4	5	6	7	8	9	10	11	12	
RUIZ FRANCISCO, JOAN (96)	1	96	6	6	6	6	6	6	6	6	6	6	6	6
RODRIGUEZ VIVES, ORIOL (6)	2	6	96	96	4	96	96	96	96	96	96	96	96	96
FERNANDEZ ROBLDILLO, ERIC (4)	3	4	4	4	23	4	4	4	4	4	4	4	4	4
SIERRA GOMEZ, AITOR (23)	4	23	23	23	96	23	23	23	23	23	23	23	23	23
ANTONIO SANCHO, JORDI (22)	5	22	22	22	22	22	22	22	22	22	22	22	22	22
CERPA CUELLAR, YVONNE (41)	6	41	24	24	24	24	24	24	24	24	24	24	24	24
PLANQUES GEORGES, GUILLEM (24)	7	24	41	41	41	41	41	41	41	41	41	41	41	41

Copa Catalana Supermotard - Vic

SM 65-85

Circuit d'Osona 1,200 km

Carrera - Segona Màniga

12/03/2017 12:55

Cursa (10:00 i 2 Voltes) started at 12:53:23

Lap	Lap Tm	Diff	Time of Day
(6) RODRIGUEZ VIVES, ORIOL			
1	1:08.267	+2.829	12:54:32.089
2	1:05.438		12:55:37.527
3	1:05.641	+0.203	12:56:43.168
4	1:05.741	+0.303	12:57:48.909
5	1:06.680	+1.242	12:58:55.589
6	1:07.124	+1.686	13:00:02.713
7	1:06.679	+1.241	13:01:09.392
8	1:06.459	+1.021	13:02:15.851
9	1:05.687	+0.249	13:03:21.538
10	1:07.019	+1.581	13:04:28.557
11	1:06.522	+1.084	13:05:35.079
12	1:07.877	+2.439	13:06:42.956

Lap	Lap Tm	Diff	Time of Day
(96) RUIZ FRANCISCO, JOAN			
1	1:08.837	+3.385	12:54:32.452
2	1:05.927	+0.475	12:55:38.379
3	1:16.289	+10.837	12:56:54.668
4	1:06.272	+0.820	12:58:00.940
5	1:06.446	+0.994	12:59:07.386
6	1:06.693	+1.241	13:00:14.079
7	1:05.672	+0.220	13:01:19.751
8	1:05.801	+0.349	13:02:25.552
9	1:06.127	+0.675	13:03:31.679
10	1:05.452		13:04:37.131
11	1:05.753	+0.301	13:05:42.884
12	1:07.672	+2.220	13:06:50.556

Lap	Lap Tm	Diff	Time of Day
(4) FERNANDEZ ROBLADILLO, ERIC			
1	1:11.949	+4.060	12:54:35.978
2	1:08.475	+0.586	12:55:44.453
3	1:08.934	+1.045	12:56:53.387
4	1:07.923	+0.034	12:58:01.310
5	1:07.889		12:59:09.199
6	1:08.023	+0.134	13:00:17.222
7	1:08.238	+0.349	13:01:25.460
8	1:07.995	+0.106	13:02:33.455
9	1:08.125	+0.236	13:03:41.580
10	1:09.019	+1.130	13:04:50.599
11	1:08.673	+0.784	13:05:59.272
12	1:11.351	+3.462	13:07:10.623

Lap	Lap Tm	Diff	Time of Day
(23) SIERRA GOMEZ, AITOR			
1	1:12.054	+3.279	12:54:36.398
2	1:08.775		12:55:45.173
3	1:09.393	+0.618	12:56:54.566
4	1:09.043	+0.268	12:58:03.609
5	1:09.073	+0.298	12:59:12.682
6	1:09.099	+0.324	13:00:21.781
7	1:09.273	+0.498	13:01:31.054
8	1:08.966	+0.191	13:02:40.020
9	1:09.547	+0.772	13:03:49.567
10	1:09.286	+0.511	13:04:58.853
11	1:09.985	+1.210	13:06:08.838
12	1:11.734	+2.959	13:07:20.572

Lap	Lap Tm	Diff	Time of Day
(22) ANTONIO SANCHO, JORDI			
1	1:13.044	+3.743	12:54:37.439
2	1:09.444	+0.143	12:55:46.883
3	1:10.327	+1.026	12:56:57.210
4	1:10.163	+0.862	12:58:07.373
5	1:09.808	+0.507	12:59:17.181
6	1:09.368	+0.067	13:00:26.549
7	1:09.301		13:01:35.850
8	1:09.938	+0.637	13:02:45.788

Lap	Lap Tm	Diff	Time of Day
9	1:09.692	+0.391	13:03:55.480
10	1:10.091	+0.790	13:05:05.571
11	1:10.619	+1.318	13:06:16.190
12	1:11.876	+2.575	13:07:28.066

Lap	Lap Tm	Diff	Time of Day
(24) PLANQUES GEORGES, GUILLEM			
1	1:16.556	+3.993	12:54:41.253
2	1:12.563		12:55:53.816
3	1:14.377	+1.814	12:57:08.193
4	1:13.161	+0.598	12:58:21.354
5	1:13.663	+1.100	12:59:35.017
6	1:12.629	+0.066	13:00:47.646
7	1:13.190	+0.627	13:02:00.836
8	1:14.485	+1.922	13:03:15.321
9	1:14.079	+1.516	13:04:29.400
10	1:13.302	+0.739	13:05:42.702
11	1:13.497	+0.934	13:06:56.199


Lap	Lap Tm	Diff	Time of Day
(41) CERPA CUELLAR, YVONNE			
1	1:21.202	+6.444	12:54:45.814
2	1:16.701	+1.943	12:56:02.515
3	1:15.715	+0.957	12:57:18.230
4	1:15.133	+0.375	12:58:33.363
5	1:15.875	+1.117	12:59:49.238
6	1:15.584	+0.826	13:01:04.822
7	1:15.478	+0.720	13:02:20.300
8	1:14.758		13:03:35.058
9	1:17.783	+3.025	13:04:52.841
10	1:17.495	+2.737	13:06:10.336
11	1:17.000	+2.242	13:07:27.336

Copa Catalana Supermotard - Vic

SM 65-85

Circuit d'Osona 1,200 km

Entrenaments Qualificatius



sició	Nº	Nom	Moto	Millor Ts total	R1. Millor Tm	2. Millor Tm	Club	classe
1	96	RUIZ FRANCISCO, JOAN	TM	1:06.225	1:10.824	1:06.225	Mc Móra d'Ebre	SM 85
2	6	RODRIGUEZ VIVES, ORIOL	KTM	1:06.932	1:09.115	1:06.932	Mc. Segre	SM 85
3	4	FERNANDEZ ROBLDILLO, ERIC	KTM	1:07.379	1:08.530	1:07.379	Simonety School	SM 65
4	23	SIERRA GOMEZ, AITOR	KAWASAKI	1:08.280	1:10.147	1:08.280	Esc. Osona	SM 65
5	22	ANTONIO SANCHO, JORDI	KAWASAKI	1:09.636	1:11.838	1:09.636	Mec Alcanar	SM 65
6	24	PLANQUES GEORGES, GUILLEM	COBRA	1:14.732	1:17.747	1:14.732	Pisto B. Montseny	SM 65
7	41	CERPA CUELLAR, YVONNE	KTM	1:16.030	1:18.795	1:16.030	Simonety School	SM 65

Copa Catalana Supermotard - Vic

Ordenat per la volta més ràpida

SM 65-85

Circuit d'Osona 1,200 km

Entrenaments Qualificatius 1

12/03/2017 09:15

Pràctica (10:00 Temps) started at 9:15:01

posició	Nº	Nom	Millor Tm	Dif	Diferència	En volta	Club	classe
1	4	FERNANDEZ ROBLDILLO, ERIC	1:08.530			7	Simonety School	SM 65
2	6	RODRIGUEZ VIVES, ORIOL	1:09.115	0.585	0.585	3	Mc. Segre	SM 85
3	23	SIERRA GOMEZ, AITOR	1:10.147	1.617	1.032	5	Esc. Osona	SM 65
4	96	RUIZ FRANCISCO, JOAN	1:10.824	2.294	0.677	3	Mc Móra d'Ebre	SM 85
5	22	ANTONIO SANCHO, JORDI	1:11.838	3.308	1.014	5	Mec Alcanar	SM 65
6	24	PLANQUES GEORGES, GUILLEM	1:17.747	9.217	5.909	5	Pisto B. Montseny	SM 65
7	41	CERPA CUELLAR, YVONNE	1:18.795	10.265	1.048	8	Simonety School	SM 65

Copa Catalana Supermotard - Vic

SM 65-85

Circuit d'Osona 1,200 km

Entrenaments Qualificatius 1

12/03/2017 09:15

Pràctica (10:00 Temps) started at 9:15:01

Lap	Lap Tm	Diff	Time of Day
(4) FERNANDEZ ROBEDILLO, ERIC			
1	1:17.185	+8.655	9:16:18.926
2	1:11.234	+2.704	9:17:30.160
3	1:29.024	+20.494	9:18:59.184
4	1:12.785	+4.255	9:20:11.969
5	1:08.902	+0.372	9:21:20.871
6	1:09.568	+1.038	9:22:30.439
7	1:08.530		9:23:38.969
8	1:14.276	+5.746	9:24:53.245
9	1:10.700	+2.170	9:26:03.945

(6) RODRIGUEZ VIVES, ORIOL			
1	1:20.893	+11.778	9:16:25.786
2	1:11.605	+2.490	9:17:37.391
3	1:09.115		9:18:46.506
4	5:20.554	+4:11.439	9:24:07.060
5	1:28.519	+19.404	9:25:35.579

(23) SIERRA GOMEZ, AITOR			
1	1:21.756	+11.609	9:16:24.271
2	1:14.375	+4.228	9:17:38.646
3	1:13.589	+3.442	9:18:52.235
4	1:12.346	+2.199	9:20:04.581
5	1:10.147		9:21:14.728
6	1:11.097	+0.950	9:22:25.825
7	1:10.163	+0.016	9:23:35.988
8	1:10.534	+0.387	9:24:46.522
9	1:11.410	+1.263	9:25:57.932

(96) RUIZ FRANCISCO, JOAN			
1	1:54.972	+44.148	9:16:58.850
2	1:16.392	+5.568	9:18:15.242
3	1:10.824		9:19:26.066

(22) ANTONIO SANCHO, JORDI			
1	1:59.948	+48.110	9:17:27.599
2	1:18.803	+6.965	9:18:46.402
3	1:14.710	+2.872	9:20:01.112
4	1:12.707	+0.869	9:21:13.819
5	1:11.838		9:22:25.657
6	1:12.495	+0.657	9:23:38.152
7	1:13.260	+1.422	9:24:51.412
8	1:13.134	+1.296	9:26:04.546

(24) PLANQUES GEORGES, GUILLEM			
1	2:04.980	+47.233	9:19:23.369
2	1:22.506	+4.759	9:20:45.875
3	1:20.899	+3.152	9:22:06.774
4	1:19.257	+1.510	9:23:26.031
5	1:17.747		9:24:43.778
6	1:47.605	+29.858	9:26:31.383

(41) CERPA CUELLAR, YVONNE			
1	1:28.415	+9.620	9:16:30.053
2	1:21.705	+2.910	9:17:51.758
3	1:19.232	+0.437	9:19:10.990
4	1:19.801	+1.006	9:20:30.791
5	1:20.083	+1.288	9:21:50.874
6	1:19.115	+0.320	9:23:09.989
7	1:20.450	+1.655	9:24:30.439
8	1:18.795		9:25:49.234

Copa Catalana Supermotard - Vic

Ordenat per la volta més ràpida

SM 65-85

Circuit d'Osona 1,200 km

Entrenaments Qualificatius 2

12/03/2017 10:00

Classificació (10:00 Temps) started at 10:00:03

posició	Nº	Nom	Millor Tm	Dif	Diferència	En volta	Club	classe
1	96	RUIZ FRANCISCO, JOAN	1:06.225			7	Mc Móra d'Ebre	SM 85
2	6	RODRIGUEZ VIVES, ORIOL	1:06.932	0.707	0.707	6	Mc. Segre	SM 85
3	4	FERNANDEZ ROBLDILLO, ERIC	1:07.379	1.154	0.447	9	Simonety School	SM 65
4	23	SIERRA GOMEZ, AITOR	1:08.280	2.055	0.901	8	Esc. Osona	SM 65
5	22	ANTONIO SANCHO, JORDI	1:09.636	3.411	1.356	9	Mec Alcanar	SM 65
6	24	PLANQUES GEORGES, GUILLEM	1:14.732	8.507	5.096	8	Pisto B. Montseny	SM 65
7	41	CERPA CUELLAR, YVONNE	1:16.030	9.805	1.298	8	Simonety School	SM 65

Copa Catalana Supermotard - Vic

SM 65-85

Circuit d'Osona 1,200 km

Entrenaments Qualificatius 2

12/03/2017 10:00

Classificació (10:00 Temps) started at 10:00:03

Lap	Lap Tm	Diff	Time of Day
(96) RUIZ FRANCISCO, JOAN			
1	1:15.369	+9.144	10:01:19.259
2	1:07.036	+0.811	10:02:26.295
3	1:07.162	+0.937	10:03:33.457
4	1:06.738	+0.513	10:04:40.195
5	1:06.672	+0.447	10:05:46.867
6	1:06.552	+0.327	10:06:53.419
7	1:06.225		10:07:59.644
8	1:07.235	+1.010	10:09:06.879
9	1:06.670	+0.445	10:10:13.549

Lap	Lap Tm	Diff	Time of Day
(6) RODRIGUEZ VIVES, ORIOL			
1	1:20.735	+13.803	10:01:27.850
2	1:08.741	+1.809	10:02:36.591
3	1:09.999	+3.067	10:03:46.590
4	1:07.314	+0.382	10:04:53.904
5	1:07.635	+0.703	10:06:01.539
6	1:06.932		10:07:08.471
7	1:07.036	+0.104	10:08:15.507
8	1:08.159	+1.227	10:09:23.666
9	1:07.333	+0.401	10:10:30.999

Lap	Lap Tm	Diff	Time of Day
(4) FERNANDEZ ROBLDILLO, ERIC			
1	1:30.415	+23.036	10:01:34.843
2	1:11.823	+4.444	10:02:46.666
3	1:10.268	+2.889	10:03:56.934
4	1:08.407	+1.028	10:05:05.341
5	1:08.144	+0.765	10:06:13.485
6	1:08.691	+1.312	10:07:22.176
7	1:08.194	+0.815	10:08:30.370
8	1:08.727	+1.348	10:09:39.097
9	1:07.379		10:10:46.476

Lap	Lap Tm	Diff	Time of Day
(23) SIERRA GOMEZ, AITOR			
1	1:15.926	+7.646	10:01:19.805
2	1:09.891	+1.611	10:02:29.696
3	1:09.640	+1.360	10:03:39.336
4	1:08.939	+0.659	10:04:48.275
5	1:09.126	+0.846	10:05:57.401
6	1:09.282	+1.002	10:07:06.683
7	1:08.617	+0.337	10:08:15.300
8	1:08.280		10:09:23.580
9	1:09.143	+0.863	10:10:32.723

Lap	Lap Tm	Diff	Time of Day
(22) ANTONIO SANCHO, JORDI			
1	1:20.434	+10.798	10:01:25.606
2	1:10.787	+1.151	10:02:36.393
3	1:11.361	+1.725	10:03:47.754
4	1:10.780	+1.144	10:04:58.534
5	1:10.529	+0.893	10:06:09.063
6	1:10.370	+0.734	10:07:19.433
7	1:10.002	+0.366	10:08:29.435
8	1:12.290	+2.654	10:09:41.725
9	1:09.636		10:10:51.361

Lap	Lap Tm	Diff	Time of Day
(24) PLANQUES GEORGES, GUILLEM			
1	1:23.695	+8.963	10:01:29.302
2	1:14.910	+0.178	10:02:44.212
3	1:15.894	+1.162	10:04:00.106
4	1:15.216	+0.484	10:05:15.322
5	1:15.231	+0.499	10:06:30.553
6	1:15.035	+0.303	10:07:45.588
7	1:15.373	+0.641	10:09:00.961
8	1:14.732		10:10:15.693

Lap	Lap Tm	Diff	Time of Day
(41) CERPA CUELLAR, YVONNE			
1	1:27.937	+11.907	10:01:32.116
2	1:18.422	+2.392	10:02:50.538
3	1:17.119	+1.089	10:04:07.657
4	1:16.175	+0.145	10:05:23.832
5	1:17.870	+1.840	10:06:41.702
6	1:16.235	+0.205	10:07:57.937
7	1:18.510	+2.480	10:09:16.447
8	1:16.030		10:10:32.477


Lap	Lap Tm	Diff	Time of Day
-----	--------	------	-------------

Copa Catalana Supermotard - Vic

SM ROAD

Circuit d'Osona 1,200 km

Classificació FINAL



Posició	Núm.	Pilot	Llicència	Club	Carrera 1	Carrera 2	Total punts
1	7	RIU MALE, GERARD	135174-B	Racc M.S.	25	25	50
2	21	DANIEL MARTINO, CARLOS MIQUEL	874968-B	Esc. Osona	20	20	40
3	54	CLIMENT BENAVENT, JORGE	247187-V	Ctat. Albaida	16	16	32
4	34	GUTIERREZ MUÑOZ, CARLOS	135701-GI	Mc Pistó Fos	13	10	23
5	121	PONS PUY, VICENT	874668-T	Mc Móra d'Ebre	9	13	22
6	92	PAREJA COMA, FERRAN	874806-T	MC Circuit Móra	10	8	18
7	15	LOPEZ MORAGAS, JOSE	875158-B	P.M.B.	11	7	18
8	297	BETRIAN NAVARRO, EDUARD	874751-B	MC Circuit Móra	7	9	16
9	13	CHAVES CHANES, JOSE	875513-B	CM Decarreras	6	6	12
10	11	BORNER PAMIES, ALEIX	875792-B		0	11	11
11	40	DURAN SANCHEZ, JAUME	874686-B	Mc Igualada	8	3	11
12	20	MONLLAU BEDOS, PAU	875023-T	Mc Amposta	5	5	10
13	96	HERAS PASCUAL, XAVIER	875202-B	Independiente	4	4	8
14	81	GARCIA CARRILLO, JAVIER	875638-B	CM Decarreras	3	0	3

Copa Catalana Supermotard - Vic

classificat per voltes

SM ROAD

Circuit d'Osona 1,200 km

Carrera - Primera Màniga

12/03/2017 11:50

Cursa (10:00 i 2 Voltes) started at 11:48:53

Pos.	Núm.	Cognoms i Nom	Llicència	Voltes	Total Ts	Dif	Millor Tm	Club	Punts
1	7	RIU MALE, GERARD	135174-B	14	11:58.010		50.415	Racc M.S.	25
2	21	DANIEL MARTINO, CARLOS MIQUEL	874968-B	14	12:05.770	7.760	50.440	Esc. Osona	20
3	54	CLIMENT BENAVENT, JORGE	247187-V	14	12:09.745	11.735	50.937	Ctat. Albaida	16
4	34	GUTIERREZ MUÑOZ, CARLOS	135701-GI	14	12:19.707	21.697	52.017	Mc Pistó Fos	13
5	15	LOPEZ MORAGAS, JOSE	875158-B	14	12:43.391	45.381	53.522	P.M.B.	11
6	92	PAREJA COMA, FERRAN	874806-T	14	12:48.418	50.408	53.540	MC Circuit Móra	10
7	121	PONS PUY, VICENT	874668-T	14	12:48.553	50.543	52.913	Mc Móra d'Ebre	9
8	40	DURAN SANCHEZ, JAUME	874686-B	13	12:04.381	1 Volta	53.135	Mc Igualada	8
9	297	BETRIAN NAVARRO, EDUARD	874751-B	13	12:05.272	1 Volta	53.499	MC Circuit Móra	7
10	13	CHAVES CHANES, JOSE	875513-B	13	12:09.287	1 Volta	54.700	CM Decarerras	6
11	20	MONLLAU BEDOS, PAU	875023-T	13	12:25.829	1 Volta	55.609	Mc Amposta	5
12	96	HERAS PASCUAL, XAVIER	875202-B	13	12:26.163	1 Volta	55.473	Independiente	4
13	81	GARCIA CARRILLO, JAVIER	875638-B	10	12:07.023	4 Voltes	58.694	CM Decarerras	3

No classificat

NT	11	BORNER PAMIES, ALEIX	875792-B	4	3:48.565	NT	54.986		0
----	----	----------------------	----------	---	----------	----	--------	--	---

Margin of Victory	Avg. Speed	Best Lap Tm	Best Spd	Best Lap by
7.760	84,233	50.415	85,689	7 - RIU MALE, GERARD

Cap de cronometratge / Director de Carrera / President del Jurat

Orbits

Copa Catalana Supermotard - Vic

Volta a volta

SM ROAD

Circuit d'Osona 1,200 km

Carrera - Primera Màniga

12/03/2017 11:50

Cursa (10:00 i 2 Voltes) started at 11:48:53

Competidors	Voltes														
	0	1	2	3	4	5	6	7	8	9	10	11	12	13	14
DANIEL MARTINO, CARLOS MIQUEL (21)	1	21	7	7	7	7	7	7	7	7	7	7	7	7	7
RIU MALE, GERARD (7)	2	7	54	54	54	54	54	21	21	21	21	21	21	21	21
GUTIERREZ MUÑOZ, CARLOS (34)	3	34	34	34	34	21	21	54	54	54	54	54	54	54	54
CLIMENT BENAVENT, JORGE (54)	4	54	121	21	21	21	34	34	34	34	34	34	34	34	34
PONS PUY, VICENT (121)	5	121	15	15	15	15	15	15	15	15	15	15	15	15	15
PAREJA COMA, FERRAN (92)	6	92	92	92	92	92	92	92	92	92	92	92	92	92	92
CHAVES CHANES, JOSE (13)	7	13	21	11	11	121	121	121	121	121	121	121	121	121	121
BORNER PAMIES, ALEIX (11)	8	11	11	13	121	11	13	13	13	13	13	13	40	40	40
BETRIAN NAVARRO, EDUARD (297)	9	297	13	121	13	13	297	297	297	297	297	297	297	297	297
LOPEZ MORAGAS, JOSE (15)	10	15	96	297	297	297	40	40	40	40	40	40	13	13	13
MONLLAU BEDOS, PAU (20)	11	20	20	96	96	96	20	20	20	20	20	20	20	20	20
HERAS PASCUAL, XAVIER (96)	12	96	297	20	20	20	96	96	96	96	96	96	96	96	96
GARCIA CARRILLO, JAVIER (81)	13	81	81	81	40	40	81	81	81	81	81	81	81	81	81
DURAN SANCHEZ, JAUME (40)	14	40	40	40	81	81									
-	15														
-	16														

Copa Catalana Supermotard - Vic

SM ROAD

Circuit d'Osona 1,200 km

Carrera - Primera Màniga

12/03/2017 11:50

Cursa (10:00 i 2 Voltes) started at 11:48:53

Lap	Lap Tm	Diff	Time of Day
(7) RIU MALE, GERARD			
1	55.732	+5.317	11:49:49.271
2	51.654	+1.239	11:50:40.925
3	51.112	+0.697	11:51:32.037
4	51.063	+0.648	11:52:23.100
5	50.725	+0.310	11:53:13.825
6	50.534	+0.119	11:54:04.359
7	51.013	+0.598	11:54:55.372
8	50.415		11:55:45.787
9	51.318	+0.903	11:56:37.105
10	50.542	+0.127	11:57:27.647
11	50.423	+0.008	11:58:18.070
12	51.256	+0.841	11:59:09.326
13	50.567	+0.152	11:59:59.893
14	51.134	+0.719	12:00:51.027

Lap	Lap Tm	Diff	Time of Day
(21) DANIEL MARTINO, CARLOS MIQUEL			
1	1:01.352	+10.912	11:49:54.852
2	52.351	+1.911	11:50:47.203
3	51.087	+0.647	11:51:38.290
4	50.474	+0.034	11:52:28.764
5	50.586	+0.146	11:53:19.350
6	50.547	+0.107	11:54:09.897
7	52.245	+1.805	11:55:02.142
8	50.567	+0.127	11:55:52.709
9	50.440		11:56:43.149
10	51.122	+0.682	11:57:34.271
11	50.651	+0.211	11:58:24.922
12	51.377	+0.937	11:59:16.299
13	50.947	+0.507	12:00:07.246
14	51.541	+1.101	12:00:58.787

Lap	Lap Tm	Diff	Time of Day
(54) CLIMENT BENAVENT, JORGE			
1	56.674	+5.737	11:49:50.393
2	52.744	+1.807	11:50:43.137
3	51.883	+0.946	11:51:35.020
4	52.055	+1.118	11:52:27.075
5	51.258	+0.321	11:53:18.333
6	51.433	+0.496	11:54:09.766
7	53.352	+2.415	11:55:03.118
8	51.348	+0.411	11:55:54.466
9	50.937		11:56:45.403
10	51.150	+0.213	11:57:36.553
11	52.378	+1.441	11:58:28.931
12	51.267	+0.330	11:59:20.198
13	51.199	+0.262	12:00:11.397
14	51.365	+0.428	12:01:02.762

Lap	Lap Tm	Diff	Time of Day
(34) GUTIERREZ MUÑOZ, CARLOS			
1	57.346	+5.329	11:49:50.908
2	52.892	+0.875	11:50:43.800
3	52.413	+0.396	11:51:36.213
4	52.102	+0.085	11:52:28.315
5	52.478	+0.461	11:53:20.793
6	52.086	+0.069	11:54:12.879
7	52.017		11:55:04.896
8	52.285	+0.268	11:55:57.181
9	52.213	+0.196	11:56:49.394
10	52.426	+0.409	11:57:41.820
11	52.442	+0.425	11:58:34.262
12	53.207	+1.190	11:59:27.469
13	52.572	+0.555	12:00:20.041
14	52.683	+0.666	12:01:12.724

Lap	Lap Tm	Diff	Time of Day
(15) LOPEZ MORAGAS, JOSE			

Lap	Lap Tm	Diff	Time of Day
1	58.399	+4.877	11:49:53.176
2	55.177	+1.655	11:50:48.353
3	54.496	+0.974	11:51:42.849
4	54.279	+0.757	11:52:37.128
5	54.281	+0.759	11:53:31.409
6	54.116	+0.594	11:54:25.525
7	54.073	+0.551	11:55:19.598
8	53.981	+0.459	11:56:13.579
9	53.522		11:57:07.101
10	53.574	+0.052	11:58:00.675
11	53.824	+0.302	11:58:54.499
12	54.039	+0.517	11:59:48.538
13	53.831	+0.309	12:00:42.369
14	54.039	+0.517	12:01:36.408

Lap	Lap Tm	Diff	Time of Day
(92) PAREJA COMA, FERRAN			
1	59.612	+6.072	11:49:53.892
2	56.000	+2.460	11:50:49.892
3	55.503	+1.963	11:51:45.395
4	54.230	+0.690	11:52:39.625
5	53.625	+0.085	11:53:33.250
6	53.806	+0.266	11:54:27.056
7	53.540		11:55:20.596
8	53.738	+0.198	11:56:14.334
9	54.463	+0.923	11:57:08.797
10	54.205	+0.665	11:58:03.002
11	54.269	+0.729	11:58:57.271
12	54.694	+1.154	11:59:51.965
13	54.345	+0.805	12:00:46.310
14	55.125	+1.585	12:01:41.435

Lap	Lap Tm	Diff	Time of Day
(121) PONS PUY, VICENT			
1	57.260	+4.347	11:49:51.374
2	1:01.447	+8.534	11:50:52.821
3	53.409	+0.496	11:51:46.230
4	54.331	+1.418	11:52:40.561
5	53.137	+0.224	11:53:33.698
6	53.829	+0.916	11:54:27.527
7	53.203	+0.290	11:55:20.730
8	53.719	+0.806	11:56:14.449
9	54.564	+1.651	11:57:09.013
10	54.473	+1.560	11:58:03.486
11	56.049	+3.136	11:58:59.535
12	54.056	+1.143	11:59:53.591
13	52.913		12:00:46.504
14	55.066	+2.153	12:01:41.570

Lap	Lap Tm	Diff	Time of Day
(40) DURAN SANCHEZ, JAUME			
1	1:13.466	+20.331	11:50:09.035
2	54.348	+1.213	11:51:03.383
3	54.596	+1.461	11:51:57.979
4	54.480	+1.345	11:52:52.459
5	55.327	+2.192	11:53:47.786
6	53.542	+0.407	11:54:41.328
7	53.135		11:55:34.463
8	53.287	+0.152	11:56:27.750
9	53.413	+0.278	11:57:21.163
10	54.227	+1.092	11:58:15.390
11	54.846	+1.711	11:59:10.236
12	53.372	+0.237	12:00:03.608
13	53.790	+0.655	12:00:57.398

Lap	Lap Tm	Diff	Time of Day
(297) BETRIAN NAVARRO, EDUARD			
1	1:02.908	+9.409	11:49:57.512
2	57.307	+3.808	11:50:54.819
3	54.616	+1.117	11:51:49.435

Lap	Lap Tm	Diff	Time of Day
4	54.993	+1.494	11:52:44.428
5	55.154	+1.655	11:53:39.582
6	54.888	+1.389	11:54:34.470
7	54.989	+1.490	11:55:29.459
8	55.079	+1.580	11:56:24.538
9	55.405	+1.906	11:57:19.943
10	55.135	+1.636	11:58:15.078
11	55.871	+2.372	11:59:10.949
12	53.499		12:00:04.448
13	53.841	+0.342	12:00:58.289

Lap	Lap Tm	Diff	Time of Day
(13) CHAVES CHANES, JOSE			
1	1:01.735	+7.035	11:49:56.168
2	56.024	+1.324	11:50:52.192
3	56.130	+1.430	11:51:48.322
4	55.781	+1.081	11:52:44.103
5	55.237	+0.537	11:53:39.340
6	54.934	+0.234	11:54:34.274
7	54.823	+0.123	11:55:29.097
8	55.117	+0.417	11:56:24.214
9	55.335	+0.635	11:57:19.549
10	55.327	+0.627	11:58:14.876
11	57.236	+2.536	11:59:12.112
12	54.700		12:00:06.812
13	55.492	+0.792	12:01:02.304

Lap	Lap Tm	Diff	Time of Day
(20) MONLLAU BEDOS, PAU			
1	1:02.525	+6.916	11:49:57.314
2	59.286	+3.677	11:50:56.600
3	57.505	+1.896	11:51:54.105
4	58.045	+2.436	11:52:52.150
5	57.614	+2.005	11:53:49.764
6	56.060	+0.451	11:54:45.824
7	56.207	+0.598	11:55:42.031
8	56.562	+0.953	11:56:38.593
9	56.047	+0.438	11:57:34.640
10	56.995	+1.386	11:58:31.635
11	55.609		11:59:27.244
12	55.638	+0.029	12:00:22.882
13	55.964	+0.355	12:01:18.846

Lap	Lap Tm	Diff	Time of Day
(96) HERAS PASCUAL, XAVIER			
1	1:01.843	+6.370	11:49:57.114
2	59.219	+3.746	11:50:56.333
3	57.573	+2.100	11:51:53.906
4	57.284	+1.811	11:52:51.190
5	58.923	+3.450	11:53:50.113
6	56.549	+1.076	11:54:46.662
7	55.838	+0.365	11:55:42.500
8	56.357	+0.884	11:56:38.857
9	56.387	+0.914	11:57:35.244
10	56.644	+1.171	11:58:31.888
11	56.175	+0.702	11:59:28.063
12	55.473		12:00:23.536
13	55.644	+0.171	12:01:19.180

Lap	Lap Tm	Diff	Time of Day
(81) GARCIA CARRILLO, JAVIER			
1	1:04.286	+5.592	11:49:59.612
2	59.255	+0.561	11:50:58.867
3	59.316	+0.622	11:51:58.183
4	59.055	+0.361	11:52:57.238
5	58.694		11:53:55.932
6	1:00.772	+2.078	11:54:56.704
7	2:50.750	+1:52.056	11:57:47.454
8	1:06.277	+7.583	11:58:53.731
9	1:03.480	+4.786	11:59:57.211

Copa Catalana Supermotard - Vic

SM ROAD

Circuit d'Osona 1,200 km

Carrera - Primera Màniga

12/03/2017 11:50

Cursa (10:00 i 2 Voltes) started at 11:48:53

Lap	Lap Tm	Diff	Time of Day
10	1:02.829	+4.135	12:01:00.040
(11) BORNER PAMIES, ALEIX			
1	1:00.643	+5.657	11:49:55.102
2	54.986		11:50:50.088
3	55.498	+0.512	11:51:45.586
4	55.996	+1.010	11:52:41.582

Lap	Lap Tm	Diff	Time of Day
-----	--------	------	-------------

Lap	Lap Tm	Diff	Time of Day
-----	--------	------	-------------

Copa Catalana Supermotard - Vic

classificat per voltes

SM ROAD

Circuit d'Osona 1,200 km

Carrera - Segona Màniga

12/03/2017 13:20

Cursa (10:00 i 2 Voltes) started at 13:18:11

Pos.	Núm.	Cognoms i Nom	Llicència	Voltes	Total Ts	Dif	Millor Tm	Club	Punts
1	7	RIU MALE, GERARD	135174-B	14	11:53.253		50.227	Racc M.S.	25
2	21	DANIEL MARTINO, CARLOS MIQUEL	874968-B	14	11:55.976	2.723	50.054	Esc. Osona	20
3	54	CLIMENT BENAVENT, JORGE	247187-V	14	12:09.491	16.238	51.319	Ctat. Albaida	16
4	121	PONS PUY, VICENT	874668-T	14	12:30.741	37.488	52.507	Mc Móra d'Ebre	13
5	11	BORNER PAMIES, ALEIX	875792-B	14	12:31.990	38.737	52.629		11
6	34	GUTIERREZ MUÑOZ, CARLOS	135701-GI	14	12:36.012	42.759	51.631	Mc Pistó Fos	10
7	297	BETRIAN NAVARRO, EDUARD	874751-B	13	11:57.195	1 Volta	53.191	MC Circuit Móra	9
8	92	PAREJA COMA, FERRAN	874806-T	13	11:57.704	1 Volta	53.858	MC Circuit Móra	8
9	15	LOPEZ MORAGAS, JOSE	875158-B	13	11:57.954	1 Volta	53.425	P.M.B.	7
10	13	CHAVES CHANES, JOSE	875513-B	13	12:15.507	1 Volta	54.977	CM Decarreas	6
11	20	MONLLAU BEDOS, PAU	875023-T	13	12:17.385	1 Volta	54.918	Mc Amposta	5
12	96	HERAS PASCUAL, XAVIER	875202-B	13	12:29.282	1 Volta	56.027	Independiente	4
13	40	DURAN SANCHEZ, JAUME	874686-B	13	12:30.389	1 Volta	52.975	Mc Igualada	3

No classificat (75% = 11 Voltes)

NE	81	GARCIA CARRILLO, JAVIER	875638-B			NE		CM Decarreas	0
----	----	-------------------------	----------	--	--	----	--	--------------	---

Notificacions

Núm. 34 - Penalitzat amb 20" per avançar-se a la sortida.

Margin of Victory	Avg. Speed	Best Lap Tm	Best Spd	Best Lap by
2.723	84,795	50.054	86,307	21 - DANIEL MARTINO, CARLOS

Cap de cronometratge / Director de Carrera / President del Jurat

Orbits

Copa Catalana Supermotard - Vic

Volta a volta

SM ROAD

Circuit d'Osona 1,200 km

Carrera - Segona Màniga

12/03/2017 13:20

Cursa (10:00 i 2 Voltes) started at 13:18:11

Competidors

Voltes

	0	1	2	3	4	5	6	7	8	9	10	11	12	13	14
RIU MALE, GERARD (7)	1	7	21	21	21	7	7	7	7	7	7	7	7	7	7
DANIEL MARTINO, CARLOS MIQUEL (21)	2	21	7	7	7	21	21	21	21	21	21	21	21	21	21
CLIMENT BENAVENT, JORGE (54)	3	54	11	54	54	54	54	54	54	54	54	54	54	54	54
GUTIERREZ MUÑOZ, CARLOS (34)	4	34	54	11	34	34	34	34	34	34	34	34	34	34	34
PONS PUY, VICENT (121)	5	121	34	34	11	11	11	11	11	11	121	121	121	121	121
PAREJA COMA, FERRAN (92)	6	92	121	121	121	121	121	121	121	11	11	11	11	11	11
BORNER PAMIES, ALEIX (11)	7	11	92	92	92	92	92	92	92	92	92	92	92	92	297
BETRIAN NAVARRO, EDUARD (297)	8	297	15	15	15	15	15	40	40	40	40	40	15	15	92
LOPEZ MORAGAS, JOSE (15)	9	15	13	13	40	40	40	15	15	15	15	15	297	297	15
DURAN SANCHEZ, JAUME (40)	10	40	40	40	13	13	297	297	297	297	297	297	13	13	13
CHAVES CHANES, JOSE (13)	11	13	297	297	297	297	13	13	13	13	13	13	20	20	20
MONLLAU BEDOS, PAU (20)	12	20	96	96	96	96	96	20	20	20	20	20	96	96	96
HERAS PASCUAL, XAVIER (96)	13	96	20	20	20	20	20	96	96	96	96	96	40	40	40
-	14														

Copa Catalana Supermotard - Vic

SM ROAD

Circuit d'Osona 1,200 km

Carrera - Segona Màniga

12/03/2017 13:20

Cursa (10:00 i 2 Voltes) started at 13:18:11

Lap	Lap Tm	Diff	Time of Day
(7) RIU MALE, GERARD			
1	54.152	+3.925	13:19:05.442
2	51.328	+1.101	13:19:56.770
3	51.203	+0.976	13:20:47.973
4	50.927	+0.700	13:21:38.900
5	50.389	+0.162	13:22:29.289
6	50.380	+0.153	13:23:19.669
7	50.250	+0.023	13:24:09.919
8	50.404	+0.177	13:25:00.323
9	50.598	+0.371	13:25:50.921
10	50.723	+0.496	13:26:41.644
11	50.462	+0.235	13:27:32.106
12	50.227		13:28:22.333
13	50.549	+0.322	13:29:12.882
14	51.661	+1.434	13:30:04.543

Lap	Lap Tm	Diff	Time of Day
(21) DANIEL MARTINO, CARLOS MIQUEL			
1	53.834	+3.780	13:19:05.157
2	51.416	+1.362	13:19:56.573
3	51.259	+1.205	13:20:47.832
4	51.497	+1.443	13:21:39.329
5	50.985	+0.931	13:22:30.314
6	50.054		13:23:20.368
7	50.497	+0.443	13:24:10.865
8	50.995	+0.941	13:25:01.860
9	50.831	+0.777	13:25:52.691
10	50.630	+0.576	13:26:43.321
11	50.469	+0.415	13:27:33.790
12	50.614	+0.560	13:28:24.404
13	50.900	+0.846	13:29:15.304
14	51.962	+1.908	13:30:07.266

Lap	Lap Tm	Diff	Time of Day
(54) CLIMENT BENAVENT, JORGE			
1	56.696	+5.377	13:19:08.259
2	52.504	+1.185	13:20:00.763
3	51.601	+0.282	13:20:52.364
4	51.664	+0.345	13:21:44.028
5	51.514	+0.195	13:22:35.542
6	51.484	+0.165	13:23:27.026
7	51.512	+0.193	13:24:18.538
8	51.342	+0.023	13:25:09.880
9	51.539	+0.220	13:26:01.419
10	51.469	+0.150	13:26:52.888
11	52.103	+0.784	13:27:44.991
12	52.261	+0.942	13:28:37.252
13	51.319		13:29:28.571
14	52.210	+0.891	13:30:20.781

Lap	Lap Tm	Diff	Time of Day
(121) PONS PUY, VICENT			
1	57.382	+4.875	13:19:09.339
2	53.741	+1.234	13:20:03.080
3	54.172	+1.665	13:20:57.252
4	53.426	+0.919	13:21:50.678
5	53.398	+0.891	13:22:44.076
6	53.904	+1.397	13:23:37.980
7	53.214	+0.707	13:24:31.194
8	53.626	+1.119	13:25:24.820
9	52.916	+0.409	13:26:17.736
10	53.087	+0.580	13:27:10.823
11	52.935	+0.428	13:28:03.758
12	53.215	+0.708	13:28:56.973
13	52.551	+0.044	13:29:49.524
14	52.507		13:30:42.031

(11) BORNER PAMIES, ALEIX			
----------------------------------	--	--	--

Lap	Lap Tm	Diff	Time of Day
1	55.751	+3.122	13:19:07.906
2	54.024	+1.395	13:20:01.930
3	53.938	+1.309	13:20:55.868
4	53.941	+1.312	13:21:49.809
5	53.554	+0.925	13:22:43.363
6	53.391	+0.762	13:23:36.754
7	53.946	+1.317	13:24:30.700
8	53.994	+1.365	13:25:24.694
9	54.048	+1.419	13:26:18.742
10	52.730	+0.101	13:27:11.472
11	52.845	+0.216	13:28:04.317
12	53.238	+0.609	13:28:57.555
13	52.629		13:29:50.184
14	53.096	+0.467	13:30:43.280

Lap	Lap Tm	Diff	Time of Day
(34) GUTIERREZ MUÑOZ, CARLOS			
1	56.726	+5.095	13:19:08.553
2	53.588	+1.957	13:20:02.141
3	52.435	+0.804	13:20:54.576
4	51.995	+0.364	13:21:46.571
5	51.853	+0.222	13:22:38.424
6	51.656	+0.025	13:23:30.080
7	51.853	+0.222	13:24:21.933
8	51.631		13:25:13.564
9	51.937	+0.306	13:26:05.501
10	51.874	+0.243	13:26:57.375
11	52.054	+0.423	13:27:49.429
12	52.276	+0.645	13:28:41.705
13	52.266	+0.635	13:29:33.971
14	53.331	+1.700	13:30:27.302

Lap	Lap Tm	Diff	Time of Day
(297) BETRIAN NAVARRO, EDUARD			
1	1:02.105	+8.914	13:19:14.363
2	54.810	+1.619	13:20:09.173
3	55.271	+2.080	13:21:04.444
4	56.105	+2.914	13:22:00.549
5	54.516	+1.325	13:22:55.065
6	54.180	+0.989	13:23:49.245
7	53.397	+0.206	13:24:42.642
8	53.326	+0.135	13:25:35.968
9	53.224	+0.033	13:26:29.192
10	53.191		13:27:22.383
11	53.574	+0.383	13:28:15.957
12	54.271	+1.080	13:29:10.228
13	58.257	+5.066	13:30:08.485

Lap	Lap Tm	Diff	Time of Day
(92) PAREJA COMA, FERRAN			
1	58.585	+4.727	13:19:10.647
2	54.628	+0.770	13:20:05.275
3	54.084	+0.226	13:20:59.359
4	54.213	+0.355	13:21:53.572
5	53.858		13:22:47.430
6	53.935	+0.077	13:23:41.365
7	54.169	+0.311	13:24:35.534
8	54.056	+0.198	13:25:29.590
9	54.509	+0.651	13:26:24.099
10	54.860	+1.002	13:27:18.959
11	55.782	+1.924	13:28:14.741
12	54.985	+1.127	13:29:09.726
13	59.268	+5.410	13:30:08.994

Lap	Lap Tm	Diff	Time of Day
(15) LOPEZ MORAGAS, JOSE			
1	58.882	+5.457	13:19:11.158
2	54.794	+1.369	13:20:05.952
3	54.435	+1.010	13:21:00.387
4	54.734	+1.309	13:21:55.121

Lap	Lap Tm	Diff	Time of Day
5	54.028	+0.603	13:22:49.149
6	54.937	+1.512	13:23:44.086
7	54.436	+1.011	13:24:38.522
8	53.425		13:25:31.947
9	53.736	+0.311	13:26:25.683
10	53.820	+0.395	13:27:19.503
11	55.486	+2.061	13:28:14.989
12	55.033	+1.608	13:29:10.022
13	59.222	+5.797	13:30:09.244

Lap	Lap Tm	Diff	Time of Day
(13) CHAVES CHANES, JOSE			
1	59.491	+4.514	13:19:11.911
2	56.241	+1.264	13:20:08.152
3	56.050	+1.073	13:21:04.202
4	56.142	+1.165	13:22:00.344
5	56.356	+1.379	13:22:56.700
6	55.614	+0.637	13:23:52.314
7	55.531	+0.554	13:24:47.845
8	56.035	+1.058	13:25:43.880
9	56.310	+1.333	13:26:40.190
10	58.206	+3.229	13:27:38.396
11	56.639	+1.662	13:28:35.035
12	56.785	+1.808	13:29:31.820
13	54.977		13:30:26.797

Lap	Lap Tm	Diff	Time of Day
(20) MONLLAU BEDOS, PAU			
1	1:02.521	+7.603	13:19:15.008
2	57.727	+2.809	13:20:12.735
3	57.029	+2.111	13:21:09.764
4	56.140	+1.222	13:22:05.904
5	56.586	+1.668	13:23:02.490
6	56.573	+1.655	13:23:59.063
7	55.302	+0.384	13:24:54.365
8	55.603	+0.685	13:25:49.968
9	57.148	+2.230	13:26:47.116
10	55.555	+0.637	13:27:42.671
11	55.805	+0.887	13:28:38.476
12	54.918		13:29:33.394
13	55.281	+0.363	13:30:28.675

Lap	Lap Tm	Diff	Time of Day
(96) HERAS PASCUAL, XAVIER			
1	1:01.911	+5.884	13:19:14.623
2	57.844	+1.817	13:20:12.467
3	56.747	+0.720	13:21:09.214
4	56.475	+0.448	13:22:05.689
5	56.462	+0.435	13:23:02.151
6	57.181	+1.154	13:23:59.332
7	56.027		13:24:55.359
8	56.659	+0.632	13:25:52.018
9	56.926	+0.899	13:26:48.944
10	56.272	+0.245	13:27:45.216
11	58.772	+2.745	13:28:43.988
12	57.600	+1.573	13:29:41.588
13	58.984	+2.957	13:30:40.572

Lap	Lap Tm	Diff	Time of Day
(40) DURAN SANCHEZ, JAUME			
1	1:00.007	+7.032	13:19:12.329
2	55.938	+2.963	13:20:08.267
3	53.754	+0.779	13:21:02.021
4	53.596	+0.621	13:21:55.617
5	54.135	+1.160	13:22:49.752
6	53.409	+0.434	13:23:43.161
7	53.379	+0.404	13:24:36.540
8	53.329	+0.354	13:25:29.869
9	54.456	+1.481	13:26:24.325
10	54.756	+1.781	13:27:19.081

Copa Catalana Supermotard - Vic

SM ROAD

Circuit d'Osona 1,200 km

Carrera - Segona Màniga

12/03/2017 13:20

Cursa (10:00 i 2 Voltes) started at 13:18:11

Lap	Lap Tm	Diff	Time of Day
11	1:36.101	+43.126	13:28:55.182
12	53.522	+0.547	13:29:48.704
13	52.975		13:30:41.679

Lap	Lap Tm	Diff	Time of Day
-----	--------	------	-------------


Lap	Lap Tm	Diff	Time of Day
-----	--------	------	-------------

Copa Catalana Supermotard - Vic

SM ROAD

Circuit d'Osona 1,200 km

Entrenaments Qualificatius



sició	Nº	Nom	Moto	Millor Ts total	R1. Millor Tm	2. Millor Tm	Club	classe
1	7	RIU MALE, GERARD	KTM	50.075	50.293	50.075	Racc M.S.	Trofeu SM Road
2	21	DANIEL MARTINO, CARLOS MIQUEL	HUSQVARN	50.087	51.012	50.087	Esc. Osona	Trofeu SM Road
3	54	CLIMENT BENAVENT, JORGE	HUSQVARN	51.266	51.811	51.266	Ctat. Albaida	Trofeu SM Road
4	34	GUTIERREZ MUÑOZ, CARLOS	SIN MARCA	51.266	52.554	51.266	Mc Pistó Fos	Trofeu SM Road
5	121	PONS PUY, VICENT	TM	52.531	53.848	52.531	Mc Móra d'Ebre	Trofeu SM Road
6	40	DURAN SANCHEZ, JAUME	YAMAHA	53.049	53.447	53.049	Mc Igualada	Trofeu SM Road
7	11	BORNER PAMIES, ALEIX	HONDA	53.852	55.248	53.852		Trofeu SM Road
8	92	PAREJA COMA, FERRAN	HUSQVARN	53.968	53.968	54.336	MC Circuit Móra	Trofeu SM Road
9	297	BETRIAN NAVARRO, EDUARD	SUZUKI	54.349	54.619	54.349	MC Circuit Móra	Trofeu SM Road
10	15	LOPEZ MORAGAS, JOSE	KTM	54.678	55.441	54.678	P.M.B.	Trofeu SM Road
11	13	CHAVES CHANES, JOSE	SIN MARCA	55.444	57.747	55.444	CM Decarreras	Trofeu SM Road
12	20	MONLLAU BEDOS, PAU	SIN MARCA	55.663	57.158	55.663	Mc Amposta	Trofeu SM Road
13	96	HERAS PASCUAL, XAVIER	YAMAHA	56.773	59.655	56.773	Independiente	Trofeu SM Road
14	81	GARCIA CARRILLO, JAVIER	SIN MARCA	58.630	1:00.858	58.630	CM Decarreras	Trofeu SM Road

Copa Catalana Supermotard - Vic

Ordenat per la volta més ràpida

SM ROAD

Circuit d'Osona 1,200 km

Entrenaments Qualificatius 1

12/03/2017 09:30

Pràctica (10:00 Temps) started at 9:30:31

posició	Nº	Nom	Millor Tm	Dif	Diferència	En volta	Club	classe
1	7	RIU MALE, GERARD	50.293			6	Racc M.S.	Trofeu SM Road
2	21	DANIEL MARTINO, CARLOS MIQUEL	51.012	0.719	0.719	8	Esc. Osona	Trofeu SM Road
3	54	CLIMENT BENAVENT, JORGE	51.811	1.518	0.799	8	Ctat. Albaida	Trofeu SM Road
4	34	GUTIERREZ MUÑOZ, CARLOS	52.554	2.261	0.743	8	Mc Pistó Fos	Trofeu SM Road
5	40	DURAN SANCHEZ, JAUME	53.447	3.154	0.893	9	Mc Igualada	Trofeu SM Road
6	121	PONS PUY, VICENT	53.848	3.555	0.401	9	Mc Móra d'Ebre	Trofeu SM Road
7	92	PAREJA COMA, FERRAN	53.968	3.675	0.120	6	MC Circuit Móra	Trofeu SM Road
8	297	BETRIAN NAVARRO, EDUARD	54.619	4.326	0.651	9	MC Circuit Móra	Trofeu SM Road
9	11	BORNER PAMIES, ALEIX	55.248	4.955	0.629	8		Trofeu SM Road
10	15	LOPEZ MORAGAS, JOSE	55.441	5.148	0.193	7	P.M.B.	Trofeu SM Road
11	20	MONLLAU BEDOS, PAU	57.158	6.865	1.717	9	Mc Amposta	Trofeu SM Road
12	13	CHAVES CHANES, JOSE	57.747	7.454	0.589	7	CM Decarreras	Trofeu SM Road
13	96	HERAS PASCUAL, XAVIER	59.655	9.362	1.908	4	Independiente	Trofeu SM Road
14	81	GARCIA CARRILLO, JAVIER	1:00.858	10.565	1.203	2	CM Decarreras	Trofeu SM Road

Copa Catalana Supermotard - Vic

SM ROAD

Circuit d'Osona 1,200 km

Entrenaments Qualificatius 1

12/03/2017 09:30

Pràctica (10:00 Temps) started at 9:30:31

Lap	Lap Tm	Diff	Time of Day
(7) RIU MALE, GERARD			
1	1:12.358	+22.065	9:34:48.951
2	52.901	+2.608	9:35:41.852
3	51.715	+1.422	9:36:33.567
4	58.326	+8.033	9:37:31.893
5	51.083	+0.790	9:38:22.976
6	50.293		9:39:13.269

Lap	Lap Tm	Diff	Time of Day
(21) DANIEL MARTINO, CARLOS MIQUEL			
1	1:03.939	+12.927	9:34:16.302
2	55.844	+4.832	9:35:12.146
3	53.666	+2.654	9:36:05.812
4	53.816	+2.804	9:36:59.628
5	51.772	+0.760	9:37:51.400
6	51.600	+0.588	9:38:43.000
7	51.605	+0.593	9:39:34.605
8	51.012		9:40:25.617

Lap	Lap Tm	Diff	Time of Day
(54) CLIMENT BENAVENT, JORGE			
1	1:05.245	+13.434	9:32:32.340
2	57.557	+5.746	9:33:29.897
3	1:50.218	+58.407	9:35:20.115
4	59.577	+7.766	9:36:19.692
5	52.868	+1.057	9:37:12.560
6	52.564	+0.753	9:38:05.124
7	52.141	+0.330	9:38:57.265
8	51.811		9:39:49.076

Lap	Lap Tm	Diff	Time of Day
(34) GUTIERREZ MUÑOZ, CARLOS			
1	1:08.378	+15.824	9:31:39.649
2	57.339	+4.785	9:32:36.988
3	55.862	+3.308	9:33:32.850
4	54.966	+2.412	9:34:27.816
5	53.548	+0.994	9:35:21.364
6	55.659	+3.105	9:36:17.023
7	52.686	+0.132	9:37:09.709
8	52.554		9:38:02.263
9	52.863	+0.309	9:38:55.126
10	53.501	+0.947	9:39:48.627
11	53.160	+0.606	9:40:41.787

Lap	Lap Tm	Diff	Time of Day
(40) DURAN SANCHEZ, JAUME			
1	1:06.530	+13.083	9:32:45.206
2	59.174	+5.727	9:33:44.380
3	57.288	+3.841	9:34:41.668
4	55.858	+2.411	9:35:37.526
5	56.085	+2.638	9:36:33.611
6	55.309	+1.862	9:37:28.920
7	54.776	+1.329	9:38:23.696
8	53.498	+0.051	9:39:17.194
9	53.447		9:40:10.641
10	55.687	+2.240	9:41:06.328

Lap	Lap Tm	Diff	Time of Day
(121) PONS PUY, VICENT			
1	1:09.853	+16.005	9:32:29.549
2	1:03.160	+9.312	9:33:32.709
3	58.902	+5.054	9:34:31.611
4	1:38.101	+44.253	9:36:09.712
5	1:04.607	+10.759	9:37:14.319
6	55.102	+1.254	9:38:09.421
7	54.650	+0.802	9:39:04.071
8	54.396	+0.548	9:39:58.467
9	53.848		9:40:52.315

Lap	Lap Tm	Diff	Time of Day
(92) PAREJA COMA, FERRAN			

Lap	Lap Tm	Diff	Time of Day
1	1:04.700	+10.732	9:33:46.532
2	1:59.243	+1:05.275	9:35:45.775
3	55.499	+1.531	9:36:41.274
4	54.920	+0.952	9:37:36.194
5	54.141	+0.173	9:38:30.335
6	53.968		9:39:24.303
7	54.170	+0.202	9:40:18.473
8	1:05.593	+11.625	9:41:24.066

Lap	Lap Tm	Diff	Time of Day
(297) BETRIAN NAVARRO, EDUARD			
1	1:05.195	+10.576	9:32:42.939
2	58.120	+3.501	9:33:41.059
3	57.193	+2.574	9:34:38.252
4	56.158	+1.539	9:35:34.410
5	56.055	+1.436	9:36:30.465
6	55.330	+0.711	9:37:25.795
7	55.324	+0.705	9:38:21.119
8	58.540	+3.921	9:39:19.659
9	54.619		9:40:14.278
10	54.863	+0.244	9:41:09.141

Lap	Lap Tm	Diff	Time of Day
(11) BORNER PAMIES, ALEIX			
1	1:17.792	+22.544	9:33:51.206
2	1:00.506	+5.258	9:34:51.712
3	56.685	+1.437	9:35:48.397
4	56.051	+0.803	9:36:44.448
5	55.992	+0.744	9:37:40.440
6	56.001	+0.753	9:38:36.441
7	1:00.668	+5.420	9:39:37.109
8	55.248		9:40:32.357

Lap	Lap Tm	Diff	Time of Day
(15) LOPEZ MORAGAS, JOSE			
1	1:04.220	+8.779	9:32:49.682
2	58.751	+3.310	9:33:48.433
3	56.687	+1.246	9:34:45.120
4	56.759	+1.318	9:35:41.879
5	56.253	+0.812	9:36:38.132
6	55.612	+0.171	9:37:33.744
7	55.441		9:38:29.185

Lap	Lap Tm	Diff	Time of Day
(20) MONLLAU BEDOS, PAU			
1	1:12.642	+15.484	9:31:51.303
2	1:03.753	+6.595	9:32:55.056
3	1:00.343	+3.185	9:33:55.399
4	59.245	+2.087	9:34:54.644
5	58.080	+0.922	9:35:52.724
6	57.904	+0.746	9:36:50.628
7	57.671	+0.513	9:37:48.299
8	57.556	+0.398	9:38:45.855
9	57.158		9:39:43.013
10	57.237	+0.079	9:40:40.250

Lap	Lap Tm	Diff	Time of Day
(13) CHAVES CHANES, JOSE			
1	1:07.242	+9.495	9:33:20.140
2	1:01.641	+3.894	9:34:21.781
3	1:01.764	+4.017	9:35:23.545
4	1:00.365	+2.618	9:36:23.910
5	1:24.634	+26.887	9:37:48.544
6	1:02.126	+4.379	9:38:50.670
7	57.747		9:39:48.417

Lap	Lap Tm	Diff	Time of Day
(96) HERAS PASCUAL, XAVIER			
1	1:15.770	+16.115	9:37:57.259
2	1:01.931	+2.276	9:38:59.190
3	1:00.494	+0.839	9:39:59.684
4	59.655		9:40:59.339

Cap de cronometratge / Director de Carrera / President del Jurat

Orbits

Copa Catalana Supermotard - Vic

Ordenat per la volta més ràpida

SM ROAD

Circuit d'Osona 1,200 km

Entrenaments Qualificatius 2

12/03/2017 10:15

Classificació (10:00 Temps) started at 10:15:22

posició	Nº	Nom	Millor Tm	Dif	Diferència	En volta	Club	classe
1	7	RIU MALE, GERARD	50.075			6	Racc M.S.	Trofeu SM Road
2	21	DANIEL MARTINO, CARLOS MIQUEL	50.087	0.012	0.012	6	Esc. Osona	Trofeu SM Road
3	54	CLIMENT BENAVENT, JORGE	51.266	1.191	1.179	10	Ctat. Albaida	Trofeu SM Road
4	34	GUTIERREZ MUÑOZ, CARLOS	51.266	1.191		8	Mc Pistó Fos	Trofeu SM Road
5	121	PONS PUY, VICENT	52.531	2.456	1.265	8	Mc Móra d'Ebre	Trofeu SM Road
6	40	DURAN SANCHEZ, JAUME	53.049	2.974	0.518	9	Mc Igualada	Trofeu SM Road
7	11	BORNER PAMIES, ALEIX	53.852	3.777	0.803	8		Trofeu SM Road
8	92	PAREJA COMA, FERRAN	54.336	4.261	0.484	9	MC Circuit Móra	Trofeu SM Road
9	297	BETRIAN NAVARRO, EDUARD	54.349	4.274	0.013	9	MC Circuit Móra	Trofeu SM Road
10	15	LOPEZ MORAGAS, JOSE	54.678	4.603	0.329	4	P.M.B.	Trofeu SM Road
11	13	CHAVES CHANES, JOSE	55.444	5.369	0.766	9	CM Decarreras	Trofeu SM Road
12	20	MONLLAU BEDOS, PAU	55.663	5.588	0.219	8	Mc Amposta	Trofeu SM Road
13	96	HERAS PASCUAL, XAVIER	56.773	6.698	1.110	6	Independiente	Trofeu SM Road
14	81	GARCIA CARRILLO, JAVIER	58.630	8.555	1.857	5	CM Decarreras	Trofeu SM Road

Copa Catalana Supermotard - Vic

SM ROAD

Circuit d'Osona 1,200 km

Entrenaments Qualificatius 2

12/03/2017 10:15

Classificació (10:00 Temps) started at 10:15:22

Lap	Lap Tm	Diff	Time of Day
(7) RIU MALE, GERARD			
1	56.375	+6.300	10:20:08.087
2	52.008	+1.933	10:21:00.095
3	52.067	+1.992	10:21:52.162
4	51.520	+1.445	10:22:43.682
5	50.295	+0.220	10:23:33.977
6	50.075		10:24:24.052
7	50.245	+0.170	10:25:14.297
8	55.259	+5.184	10:26:09.556

Lap	Lap Tm	Diff	Time of Day
(21) DANIEL MARTINO, CARLOS MIQUEL			
1	1:49.425	+59.338	10:20:20.551
2	57.436	+7.349	10:21:17.987
3	1:21.425	+31.338	10:22:39.412
4	55.041	+4.954	10:23:34.453
5	50.786	+0.699	10:24:25.239
6	50.087		10:25:15.326
7	50.468	+0.381	10:26:05.794

Lap	Lap Tm	Diff	Time of Day
(54) CLIMENT BENAVENT, JORGE			
1	1:00.885	+9.619	10:18:05.286
2	53.530	+2.264	10:18:58.816
3	54.351	+3.085	10:19:53.167
4	56.543	+5.277	10:20:49.710
5	51.721	+0.455	10:21:41.431
6	51.511	+0.245	10:22:32.942
7	51.694	+0.428	10:23:24.636
8	52.047	+0.781	10:24:16.683
9	51.506	+0.240	10:25:08.189
10	51.266		10:25:59.455

Lap	Lap Tm	Diff	Time of Day
(34) GUTIERREZ MUÑOZ, CARLOS			
1	1:02.729	+11.463	10:17:16.226
2	53.806	+2.540	10:18:10.032
3	52.916	+1.650	10:19:02.948
4	54.896	+3.630	10:19:57.844
5	52.892	+1.626	10:20:50.736
6	52.007	+0.741	10:21:42.743
7	51.581	+0.315	10:22:34.324
8	51.266		10:23:25.590
9	52.606	+1.340	10:24:18.196
10	53.529	+2.263	10:25:11.725
11	55.260	+3.994	10:26:06.985

Lap	Lap Tm	Diff	Time of Day
(121) PONS PUY, VICENT			
1	1:03.569	+11.038	10:16:25.601
2	57.054	+4.523	10:17:22.655
3	55.802	+3.271	10:18:18.457
4	54.208	+1.677	10:19:12.665
5	54.060	+1.529	10:20:06.725
6	53.208	+0.677	10:20:59.933
7	54.372	+1.841	10:21:54.305
8	52.531		10:22:46.836
9	58.723	+6.192	10:23:45.559
10	53.045	+0.514	10:24:38.604
11	57.868	+5.337	10:25:36.472

Lap	Lap Tm	Diff	Time of Day
(40) DURAN SANCHEZ, JAUME			
1	1:01.416	+8.367	10:18:06.709
2	54.884	+1.835	10:19:01.593
3	1:00.217	+7.168	10:20:01.810
4	54.211	+1.162	10:20:56.021
5	53.051	+0.002	10:21:49.072
6	55.898	+2.849	10:22:44.970
7	53.675	+0.626	10:23:38.645

Lap	Lap Tm	Diff	Time of Day
8	54.120	+1.071	10:24:32.765
9	53.049		10:25:25.814

Lap	Lap Tm	Diff	Time of Day
(11) BORNER PAMIES, ALEIX			
1	1:11.440	+17.588	10:17:28.342
2	57.943	+4.091	10:18:26.285
3	1:00.196	+6.344	10:19:26.481
4	56.184	+2.332	10:20:22.665
5	55.735	+1.883	10:21:18.400
6	55.543	+1.691	10:22:13.943
7	54.187	+0.335	10:23:08.130
8	53.852		10:24:01.982
9	54.517	+0.665	10:24:56.499

Lap	Lap Tm	Diff	Time of Day
(92) PAREJA COMA, FERRAN			
1	1:09.115	+14.779	10:18:24.955
2	57.562	+3.226	10:19:22.517
3	55.749	+1.413	10:20:18.266
4	55.475	+1.139	10:21:13.741
5	54.601	+0.265	10:22:08.342
6	54.626	+0.290	10:23:02.968
7	55.229	+0.893	10:23:58.197
8	55.934	+1.598	10:24:54.131
9	54.336		10:25:48.467

Lap	Lap Tm	Diff	Time of Day
(297) BETRIAN NAVARRO, EDUARD			
1	1:03.315	+8.966	10:17:51.430
2	55.933	+1.584	10:18:47.363
3	56.296	+1.947	10:19:43.659
4	54.762	+0.413	10:20:38.421
5	54.523	+0.174	10:21:32.944
6	54.488	+0.139	10:22:27.432
7	54.677	+0.328	10:23:22.109
8	55.147	+0.798	10:24:17.256
9	54.349		10:25:11.605

Lap	Lap Tm	Diff	Time of Day
(15) LOPEZ MORAGAS, JOSE			
1	1:02.039	+7.361	10:18:34.067
2	56.194	+1.516	10:19:30.261
3	55.670	+0.992	10:20:25.931
4	54.678		10:21:20.609
5	54.848	+0.170	10:22:15.457
6	1:44.590	+49.912	10:24:00.047
7	57.735	+3.057	10:24:57.782
8	55.433	+0.755	10:25:53.215

Lap	Lap Tm	Diff	Time of Day
(13) CHAVES CHANES, JOSE			
1	1:04.652	+9.208	10:17:57.959
2	57.577	+2.133	10:18:55.536
3	57.461	+2.017	10:19:52.997
4	56.595	+1.151	10:20:49.592
5	1:11.476	+16.032	10:22:01.068
6	57.649	+2.205	10:22:58.717
7	56.682	+1.238	10:23:55.399
8	55.885	+0.441	10:24:51.284
9	55.444		10:25:46.728

Lap	Lap Tm	Diff	Time of Day
(20) MONLLAU BEDOS, PAU			
1	1:06.925	+11.262	10:17:59.001
2	58.545	+2.882	10:18:57.546
3	58.089	+2.426	10:19:55.635
4	56.356	+0.693	10:20:51.991
5	56.272	+0.609	10:21:48.263
6	56.301	+0.638	10:22:44.564
7	55.920	+0.257	10:23:40.484
8	55.663		10:24:36.147