


Copa Catalana Supermotard - Mora d'Ebre

SM 1-2-3-4

Circuit de Mora d'Ebre 1,700 km

Classificació FINAL



Posició	Núm.	Pilot	Llicència	Club	Carrera 1	Carrera 2	Total punts
---------	------	-------	-----------	------	-----------	-----------	-------------

SM 1

1	1	CUCHARRERA MORENO, FRANCESC	135573-B	Esc. Osona	25	25	50
2	122	LLADOS SOLE, JOAN	134755-L	MC Granja Escarp	20	20	40
3	90	FORD DUNN, MATHEW	247553-V	Ctat. Albaida	11	16	27
4	14	HERNANDEZ BAREA, JOSE LUIS	134776-B	Mc St.Celoni	16	11	27
5	12	ALGUACIL PARDO, VICTOR	134741-B	Amc Martorelles	13	13	26
6	69	SORRIBES PORTA, IGNASI	134679-T	MC Circuit Móra	10	10	20
7	31	VIMPIERRE, FLORIAN	135367-B	P.M.B.	9	9	18

SM 2

1	72	GELADA RODRIGUEZ, GENIS	135403-B	Mc. Polea SX	20	25	45
2	17	CERVERA ROSELLO, ADRIAN	247310-V	Circuito del Motor	25	20	45
3	82	FORD, LORIS	247554-B		16	16	32
4	91	MASCARELL ALBACAR, ENRIC	135607-T	Mec Alcanar	13	13	26
5	53	GELADA RODRIGUEZ, JOSEP	135404-B	Mc. Polea SX	11	11	22

SM 3

1	43	URRA LOPEZ, FERNANDO	235701-NA	Mc. Ziki Team	25	25	50
2	29	MOMPO FLOR, JUAN ANTONIO	247498-V	MotoDes	20	20	40

SM 4

1	8	CARRAU ADAM, DANIEL	135526-B	Mc Cabrera	25	25	50
2	9	MONEYRON, BRUNO	134979-B	P.M.B.	20	16	36
3	4	ROSSELL HERNANDEZ, XAVIER	135422-B	Esc. Osona	13	20	33
4	98	MOREL, LUC	135099-B	P.M.B.	16	13	29

Copa Catalana Supermotard - Mora d'Ebre

classificat per voltes


SM 1-2-3-4

Circuit de Mora d'Ebre 1,700 km

Carrera - Primera Màniga

05/02/2017 10:55

Cursa (12:00 i 2 Voltes) started at 11:01:19



Pos.	Núm.	Cognoms i Nom	Llicència	Voltes	Total Ts	Dif	Millor Tm	Club	Punts
1	1	CUCHARRERA MORENO, FRANCESC	135573-B	14	14:04.147		59.442	Esc. Osona	25
2	122	LLADOS SOLE, JOAN	134755-L	14	14:18.401	14.254	1:00.196	MC Granja Escarp	20
3	14	HERNANDEZ BAREA, JOSE LUIS	134776-B	14	14:28.104	23.957	1:00.803	Mc St.Celoni	16
4	12	ALGUACIL PARDO, VICTOR	134741-B	14	15:03.900	59.753	1:03.133	Amc Martorelles	13
5	90	FORD DUNN, MATHEW	247553-V	14	15:04.047	59.900	1:02.918	Ctat. Albaida	11
6	43	URRA LOPEZ, FERNANDO	235701-NA	14	15:06.943	1:02.796	1:04.151	Mc. Ziki Team	25
7	8	CARRAU ADAM, DANIEL	135526-B	13	14:05.396	1 Volta	1:03.559	Mc Cabrera	25
8	17	CERVERA ROSELLO, ADRIAN	247310-V	13	14:12.015	1 Volta	1:04.205	Circuito del Motor	25
9	69	SORRIBES PORTA, IGNASI	134679-T	13	14:12.501	1 Volta	1:04.355	MC Circuit Móra	10
10	72	GELADA RODRIGUEZ, GENIS	135403-B	13	14:24.632	1 Volta	1:03.623	Mc. Polea SX	20
11	82	FORD, LORIS	247554-B	13	14:51.696	1 Volta	1:06.817		16
12	29	MOMPO FLOR, JUAN ANTONIO	247498-V	13	14:53.276	1 Volta	1:05.345	MotoDes	20
13	91	MASCARELL ALBACAR, ENRIC	135607-T	12	14:20.730	2 Voltes	1:09.364	Mec Alcanar	13
14	9	MONEYRON , BRUNO	134979-B	12	14:38.471	2 Voltes	1:09.206	P.M.B.	20
15	98	MOREL , LUC	135099-B	12	14:47.253	2 Voltes	1:11.820	P.M.B.	16
16	31	VIMPIERRE , FLORIAN	135367-B	11	14:47.898	3 Voltes	1:10.770	P.M.B.	9
17	4	ROSSELL HERNANDEZ, XAVIER	135422-B	10	15:13.024	4 Voltes	1:09.463	Esc. Osona	13
18	53	GELADA RODRIGUEZ, JOSEP	135404-B	4	4:42.911	10 Voltes	1:07.296	Mc. Polea SX	11

Margin of Victory	Avg. Speed	Best Lap Tm	Best Spd	Best Lap by
14.254	101,499	59.442	102,958	1 - CUCHARRERA MORENO, FRA

Cap de cronometratge / Director de Carrera / President del Jurat

Orbits

Copa Catalana Supermotard - Mora d'Ebre

classificat per voltes

SM 1-2-3-4

Circuit de Mora d'Ebre 1,700 km

Carrera - Primera Màniga

05/02/2017 10:55

Cursa (12:00 i 2 Voltes) started at 11:01:19

Pos.	Núm.	Cognoms i Nom	Llicència	Voltes	Total Ts	Dif	Millor Tm	Club	Punts
SM 1									
1	1	CUCHARRERA MORENO, FRANCESC	135573-B	14	14:04.147		59.442	Esc. Osona	25
2	122	LLADOS SOLE, JOAN	134755-L	14	14:18.401	14.254	1:00.196	MC Granja Escarp	20
3	14	HERNANDEZ BAREA, JOSE LUIS	134776-B	14	14:28.104	23.957	1:00.803	Mc St.Celoni	16
4	12	ALGUACIL PARDO, VICTOR	134741-B	14	15:03.900	59.753	1:03.133	Amc Martorelles	13
5	90	FORD DUNN, MATHEW	247553-V	14	15:04.047	59.900	1:02.918	Ctat. Albaida	11
6	69	SORRIBES PORTA, IGNASI	134679-T	13	14:12.501	1 Volta	1:04.355	MC Circuit Móra	10
7	31	VIMPIERRE , FLORIAN	135367-B	11	14:47.898	3 Voltes	1:10.770	P.M.B.	9
SM 2									
1	17	CERVERA ROSELLO, ADRIAN	247310-V	13	14:12.015		1:04.205	Circuito del Motor	25
2	72	GELADA RODRIGUEZ, GENIS	135403-B	13	14:24.632	12.617	1:03.623	Mc. Polea SX	20
3	82	FORD, LORIS	247554-B	13	14:51.696	39.681	1:06.817		16
4	91	MASCARELL ALBACAR, ENRIC	135607-T	12	14:20.730	1 Volta	1:09.364	Mec Alcanar	13
5	53	GELADA RODRIGUEZ, JOSEP	135404-B	4	4:42.911	9 Voltes	1:07.296	Mc. Polea SX	11
SM 3									
1	43	URRA LOPEZ, FERNANDO	235701-NA	14	15:06.943		1:04.151	Mc. Ziki Team	25
2	29	MOMPO FLOR, JUAN ANTONIO	247498-V	13	14:53.276	1 Volta	1:05.345	MotoDes	20
SM 4									
1	8	CARRAU ADAM, DANIEL	135526-B	13	14:05.396		1:03.559	Mc Cabrera	25
2	9	MONEYRON , BRUNO	134979-B	12	14:38.471	1 Volta	1:09.206	P.M.B.	20
3	98	MOREL , LUC	135099-B	12	14:47.253	1 Volta	1:11.820	P.M.B.	16
4	4	ROSSELL HERNANDEZ, XAVIER	135422-B	10	15:13.024	3 Voltes	1:09.463	Esc. Osona	13

Margin of Victory	Avg. Speed	Best Lap Tm	Best Spd	Best Lap by
14.254	101,499	59.442	102,958	1 - CUCHARRERA MORENO, FRA

Cap de cronometratge / Director de Carrera / President del Jurat

Orbits

Copa Catalana Supermotard - Mora d'Ebre

Volta a volta


SM 1-2-3-4

Circuit de Mora d'Ebre 1,700 km

Carrera - Primera Màniga

05/02/2017 10:55

Cursa (12:00 i 2 Voltes) started at 11:01:19



Competidors	Voltes														
	0	1	2	3	4	5	6	7	8	9	10	11	12	13	14
CUCHARRERA MORENO, FRANCESC (1)	1	1	1	1	1	1	1	1	1	1	1	1	1	1	1
HERNANDEZ BAREA, JOSE LUIS (14)	2	14	14	14	14	14	14	122	122	122	122	122	122	122	122
LLADOS SOLE, JOAN (122)	3	122	122	122	122	122	122	14	14	14	14	14	14	14	14
FORD DUNN, MATHEW (90)	4	90	43	43	43	43	43	43	12	12	12	12	12	90	12
URRA LOPEZ, FERNANDO (43)	5	43	12	90	90	12	12	12	12	43	43	43	43	90	12
ALGUACIL PARDO, VICTOR (12)	6	12	90	12	12	90	90	90	90	90	90	90	90	43	43
CERVERA ROSELLO, ADRIAN (17)	7	17	17	17	17	17	17	17	8	8	8	8	8	8	8
SORRIBES PORTA, IGNASI (69)	8	69	69	69	69	69	69	8	8	17	17	17	17	17	17
CARRAU ADAM, DANIEL (8)	9	8	8	8	8	8	8	69	69	69	69	69	69	69	69
FORD, LORIS (82)	10	82	82	82	82	82	82	82	72	72	72	72	72	72	72
MONEYRON , BRUNO (9)	11	9	91	91	91	72	72	72	72	82	82	82	82	82	82
MOMPO FLOR, JUAN ANTONIO (29)	12	29	29	72	72	53	29	29	29	29	29	29	29	29	29
MASCARELL ALBACAR, ENRIC (91)	13	91	72	29	29	29	91	91	91	91	91	91	91	91	91
ROSSELL HERNANDEZ, XAVIER (4)	14	4	9	9	53	91	9	9	9	9	9	9	9	9	9
MOREL , LUC (98)	15	98	4	4	9	4	98	31	98	98	98	98	98	98	98
VIMPIERRE , FLORIAN (31)	16	31	98	53	4	9	31	98	31	31	31	31	31	31	31
GELADA RODRIGUEZ, GENIS (72)	17	72	53	98	98	98	4	4	4	4	4	4	4	4	4
GELADA RODRIGUEZ, JOSEP (53)	18	53	31	31	31	31									

Copa Catalana Supermotard - Mora d'Ebre

SM 1-2-3-4

Circuit de Mora d'Ebre 1,700 km

Carrera - Primera Màniga

05/02/2017 10:55

Cursa (12:00 i 2 Voltes) started at 11:01:19

Lap	Lap Tm	Diff	Time of Day
11	1:11.948	+2.584	11:14:28.177
12	1:11.555	+2.191	11:15:39.732

(9) MONEYRON , BRUNO

Lap	Lap Tm	Diff	Time of Day
1	1:15.483	+6.277	11:02:35.723
2	1:10.573	+1.367	11:03:46.296
3	1:09.206		11:04:55.502
4	1:10.116	+0.910	11:06:05.618
5	1:15.048	+5.842	11:07:20.666
6	1:12.724	+3.518	11:08:33.390
7	1:11.358	+2.152	11:09:44.748
8	1:11.456	+2.250	11:10:56.204
9	1:18.881	+9.675	11:12:15.085
10	1:14.249	+5.043	11:13:29.334
11	1:16.128	+6.922	11:14:45.462
12	1:12.011	+2.805	11:15:57.473

(98) MOREL , LUC

Lap	Lap Tm	Diff	Time of Day
1	1:17.379	+5.559	11:02:38.067
2	1:13.719	+1.899	11:03:51.786
3	1:13.927	+2.107	11:05:05.713
4	1:13.100	+1.280	11:06:18.813
5	1:15.613	+3.793	11:07:34.426
6	1:13.762	+1.942	11:08:48.188
7	1:13.230	+1.410	11:10:01.418
8	1:14.294	+2.474	11:11:15.712
9	1:13.181	+1.361	11:12:28.893
10	1:13.406	+1.586	11:13:42.299
11	1:12.136	+0.316	11:14:54.435
12	1:11.820		11:16:06.255

(31) VIMPIERRE , FLORIAN

Lap	Lap Tm	Diff	Time of Day
1	1:20.004	+9.234	11:02:40.794
2	1:13.082	+2.312	11:03:53.876
3	1:12.331	+1.561	11:05:06.207
4	1:13.166	+2.396	11:06:19.373
5	1:15.507	+4.737	11:07:34.880
6	1:13.033	+2.263	11:08:47.913
7	2:32.077	+1:21.307	11:11:19.990
8	1:11.327	+0.557	11:12:31.317
9	1:12.945	+2.175	11:13:44.262
10	1:10.770		11:14:55.032
11	1:11.868	+1.098	11:16:06.900

(4) ROSSELL HERNANDEZ, XAVIER

Lap	Lap Tm	Diff	Time of Day
1	1:15.348	+5.885	11:02:35.847
2	1:10.575	+1.112	11:03:46.422
3	1:09.463		11:04:55.885
4	1:09.647	+0.184	11:06:05.532
5	2:57.764	+1:48.301	11:09:03.296
6	1:11.959	+2.496	11:10:15.255
7	1:12.329	+2.866	11:11:27.584
8	2:35.201	+1:25.738	11:14:02.785
9	1:14.196	+4.733	11:15:16.981
10	1:15.045	+5.582	11:16:32.026

(53) GELADA RODRIGUEZ, JOSEP

Lap	Lap Tm	Diff	Time of Day
1	1:17.084	+9.788	11:02:38.305
2	1:08.228	+0.932	11:03:46.533
3	1:08.084	+0.788	11:04:54.617
4	1:07.296		11:06:01.913

Copa Catalana Supermotard - Mora d'Ebre

classificat per voltes

SM 1-2-3-4

Circuit de Mora d'Ebre 1,700 km

Carrera - Segona Màniga

05/02/2017 12:30

Cursa (12:00 i 2 Voltes) started at 12:27:39

Pos.	Núm.	Cognoms i Nom	Llicència	Voltes	Total Ts	Dif	Millor Tm	Club	Punts
1	1	CUCHARRERA MORENO, FRANCESC	135573-B	15	14:45.488		57.845	Esc. Osona	25
2	122	LLADOS SOLE, JOAN	134755-L	15	14:47.907	2.419	58.308	MC Granja Escarp	20
3	90	FORD DUNN, MATHEW	247553-V	15	15:06.460	20.972	59.426	Ctat. Albaida	16
4	12	ALGUACIL PARDO, VICTOR	134741-B	15	15:10.996	25.508	59.391	Amc Martorelles	13
5	14	HERNANDEZ BAREA, JOSE LUIS	134776-B	15	15:17.896	32.408	59.747	Mc St.Celoni	11
6	43	URRA LOPEZ, FERNANDO	235701-NA	15	15:36.146	50.658	1:01.050	Mc. Ziki Team	25
7	8	CARRAU ADAM, DANIEL	135526-B	15	15:36.382	50.894	1:01.017	Mc Cabrera	25
8	72	GELADA RODRIGUEZ, GENIS	135403-B	15	15:36.587	51.099	1:00.718	Mc. Polea SX	25
9	69	SORRIBES PORTA, IGNASI	134679-T	15	15:37.484	51.996	1:01.056	MC Circuit Móra	10
10	17	CERVERA ROSELLO, ADRIAN	247310-V	14	14:49.992	1 Volta	58.638	Circuit del Motor	20
11	82	FORD, LORIS	247554-B	14	15:04.047	1 Volta	1:02.358		16
12	29	MOMPO FLOR, JUAN ANTONIO	247498-V	14	15:04.229	1 Volta	1:01.990	MotoDes	20
13	4	ROSSELL HERNANDEZ, XAVIER	135422-B	14	15:26.314	1 Volta	1:04.064	Esc. Osona	20
14	9	MONEYRON , BRUNO	134979-B	14	15:28.942	1 Volta	1:02.759	P.M.B.	16
15	98	MOREL , LUC	135099-B	14	15:30.249	1 Volta	1:03.832	P.M.B.	13
16	31	VIMPIERRE , FLORIAN	135367-B	14	15:51.663	1 Volta	1:03.727	P.M.B.	9
17	91	MASCARELL ALBACAR, ENRIC	135607-T	13	15:26.872	2 Voltes	1:07.574	Mec Alcanar	13
18	53	GELADA RODRIGUEZ, JOSEP	135404-B	10	15:16.144	5 Voltes	1:09.195	Mc. Polea SX	11

Margin of Victory	Avg. Speed	Best Lap Tm	Best Spd	Best Lap by
2.419	103,672	57.845	105,800	1 - CUCHARRERA MORENO, FRA

Cap de cronometratge / Director de Carrera / President del Jurat

Orbits

Copa Catalana Supermotard - Mora d'Ebre

classificat per voltes

SM 1-2-3-4

Circuit de Mora d'Ebre 1,700 km

Carrera - Segona Màniga

05/02/2017 12:30

Cursa (12:00 i 2 Voltes) started at 12:27:39

Pos.	Núm.	Cognoms i Nom	Llicència	Voltes	Total Ts	Dif	Millor Tm	Club	Punts
SM 1									
1	1	CUCHARRERA MORENO, FRANCESC	135573-B	15	14:45.488		57.845	Esc. Osona	25
2	122	LLADOS SOLE, JOAN	134755-L	15	14:47.907	2.419	58.308	MC Granja Escarp	20
3	90	FORD DUNN, MATHEW	247553-V	15	15:06.460	20.972	59.426	Ctat. Albaida	16
4	12	ALGUACIL PARDO, VICTOR	134741-B	15	15:10.996	25.508	59.391	Amc Martorelles	13
5	14	HERNANDEZ BAREA, JOSE LUIS	134776-B	15	15:17.896	32.408	59.747	Mc St.Celoni	11
6	69	SORRIBES PORTA, IGNASI	134679-T	15	15:37.484	51.996	1:01.056	MC Circuit Móra	10
7	31	VIMPIERRE , FLORIAN	135367-B	14	15:51.663	1 Volta	1:03.727	P.M.B.	9

SM 2

1	72	GELADA RODRIGUEZ, GENIS	135403-B	15	15:36.587		1:00.718	Mc. Polea SX	25
2	17	CERVERA ROSELLO, ADRIAN	247310-V	14	14:49.992	1 Volta	58.638	Circuito del Motor	20
3	82	FORD, LORIS	247554-B	14	15:04.047	1 Volta	1:02.358		16
4	91	MASCARELL ALBACAR, ENRIC	135607-T	13	15:26.872	2 Voltes	1:07.574	Mec Alcanar	13
5	53	GELADA RODRIGUEZ, JOSEP	135404-B	10	15:16.144	5 Voltes	1:09.195	Mc. Polea SX	11

SM 3

1	43	URRA LOPEZ, FERNANDO	235701-NA	15	15:36.146		1:01.050	Mc. Ziki Team	25
2	29	MOMPO FLOR, JUAN ANTONIO	247498-V	14	15:04.229	1 Volta	1:01.990	MotoDes	20

SM 4

1	8	CARRAU ADAM, DANIEL	135526-B	15	15:36.382		1:01.017	Mc Cabrera	25
2	4	ROSSELL HERNANDEZ, XAVIER	135422-B	14	15:26.314	1 Volta	1:04.064	Esc. Osona	20
3	9	MONEYRON , BRUNO	134979-B	14	15:28.942	1 Volta	1:02.759	P.M.B.	16
4	98	MOREL , LUC	135099-B	14	15:30.249	1 Volta	1:03.832	P.M.B.	13

Margin of Victory	Avg. Speed	Best Lap Tm	Best Spd	Best Lap by
2.419	103,672	57.845	105,800	1 - CUCHARRERA MORENO, FRA

Cap de cronometratge / Director de Carrera / President del Jurat

Orbits

Copa Catalana Supermotard - Mora d'Ebre

Volta a volta


SM 1-2-3-4

Circuit de Mora d'Ebre 1,700 km

Carrera - Segona Màniga

05/02/2017 12:30

Cursa (12:00 i 2 Voltes) started at 12:27:39



Competidors

Voltes

	0	1	2	3	4	5	6	7	8	9	10	11	12	13	14	15
CUCHARRERA MORENO, FRANCESC (1)	1	1	1	1	1	1	1	1	1	122	122	122	1	1	1	1
LLADOS SOLE, JOAN (122)	2	122	122	122	122	122	122	122	1	1	1	122	122	122	122	122
FORD DUNN, MATHEW (90)	3	90	90	90	90	90	90	90	90	90	90	90	90	90	90	90
HERNANDEZ BAREA, JOSE LUIS (14)	4	14	12	12	12	12	12	12	12	12	12	12	12	12	12	12
URRA LOPEZ, FERNANDO (43)	5	43	17	17	43	43	14	14	14	14	14	14	14	14	14	14
ALGUACIL PARDO, VICTOR (12)	6	12	43	43	8	14	43	43	43	43	43	43	43	43	43	43
SORRIBES PORTA, IGNASI (69)	7	69	8	8	14	8	8	8	8	8	8	8	8	8	8	8
CARRAU ADAM, DANIEL (8)	8	8	69	69	69	69	69	69	69	69	69	69	69	69	72	72
CERVERA ROSELLO, ADRIAN (17)	9	17	29	14	72	72	72	72	72	72	72	72	72	72	69	69
MOMPO FLOR, JUAN ANTONIO (29)	10	29	72	29	29	29	29	29	82	82	17	17	17	17	17	17
ROSSELL HERNANDEZ, XAVIER (4)	11	4	91	72	82	82	82	82	29	17	82	82	82	82	82	82
FORD, LORIS (82)	12	82	14	82	91	4	17	17	17	29	29	29	29	29	29	29
MONEYRON , BRUNO (9)	13	9	82	91	4	91	4	4	4	4	4	4	4	4	4	4
MOREL , LUC (98)	14	98	98	98	9	9	98	98	98	98	98	9	9	9	9	9
MASCARELL ALBACAR, ENRIC (91)	15	91	4	4	98	17	31	31	31	31	9	98	98	98	98	98
VIMPIERRE , FLORIAN (31)	16	31	31	31	31	98	9	9	9	9	31	31	31	31	31	31
GELADA RODRIGUEZ, GENIS (72)	17	72	9	9	17	31	91	91	91	91	91	91	91	91	91	91
GELADA RODRIGUEZ, JOSEP (53)	18	53	53	53	53	53	53	53	53	53	53	53	53	53	53	53

Copa Catalana Supermotard - Mora d'Ebre

SM 1-2-3-4

Circuit de Mora d'Ebre 1,700 km

Carrera - Segona Màniga

05/02/2017 12:30

Cursa (12:00 i 2 Voltes) started at 12:27:39

Lap	Lap Tm	Diff	Time of Day	Lap	Lap Tm	Diff	Time of Day	Lap	Lap Tm	Diff	Time of Day
(1) CUCHARRERA MORENO, FRANCESC				(14) HERNANDEZ BAREA, JOSE LUIS				(69) SORRIBES PORTA, IGNASI			
1	1:01.002	+3.157	12:28:40.970	1	1:13.366	+13.619	12:28:53.733	1	1:08.222	+7.166	12:28:48.978
2	59.557	+1.712	12:29:40.527	2	1:01.575	+1.828	12:29:55.308	2	1:03.804	+2.748	12:29:52.782
3	59.564	+1.719	12:30:40.091	3	1:00.483	+0.736	12:30:55.791	3	1:03.332	+2.276	12:30:56.114
4	59.516	+1.671	12:31:39.607	4	1:00.623	+0.876	12:31:56.414	4	1:03.156	+2.100	12:31:59.270
5	59.155	+1.310	12:32:38.762	5	1:00.433	+0.686	12:32:56.847	5	1:02.524	+1.468	12:33:01.794
6	59.433	+1.588	12:33:38.195	6	59.951	+0.204	12:33:56.798	6	1:01.867	+0.811	12:34:03.661
7	59.371	+1.526	12:34:37.566	7	59.797	+0.050	12:34:56.595	7	1:02.015	+0.959	12:35:05.676
8	59.763	+1.918	12:35:37.329	8	1:00.013	+0.266	12:35:56.608	8	1:01.537	+0.481	12:36:07.213
9	59.475	+1.630	12:36:36.804	9	1:00.005	+0.258	12:36:56.613	9	1:01.733	+0.677	12:37:08.946
10	58.518	+0.673	12:37:35.322	10	1:00.267	+0.520	12:37:56.880	10	1:01.498	+0.442	12:38:10.444
11	58.243	+0.398	12:38:33.565	11	1:00.114	+0.367	12:38:56.994	11	1:01.056		12:39:11.500
12	58.040	+0.195	12:39:31.605	12	1:00.859	+1.112	12:39:57.853	12	1:01.290	+0.234	12:40:12.790
13	57.975	+0.130	12:40:29.580	13	59.747		12:40:57.600	13	1:01.936	+0.880	12:41:14.726
14	57.845		12:41:27.425	14	59.856	+0.109	12:41:57.456	14	1:01.310	+0.254	12:42:16.036
15	58.031	+0.186	12:42:25.456	15	1:00.408	+0.661	12:42:57.864	15	1:01.416	+0.360	12:43:17.452
(122) LLADOS SOLE, JOAN				(43) URRRA LOPEZ, FERNANDO				(17) CERVERA ROSELLO, ADRIAN			
1	1:02.495	+4.187	12:28:42.668	1	1:06.810	+5.760	12:28:47.254	1	1:05.115	+6.477	12:28:45.980
2	1:00.545	+2.237	12:29:43.213	2	1:03.065	+2.015	12:29:50.319	2	1:02.770	+4.132	12:29:48.750
3	59.780	+1.472	12:30:42.993	3	1:02.783	+1.733	12:30:53.102	3	1:23.266	+24.628	12:31:12.016
4	59.243	+0.935	12:31:42.236	4	1:03.141	+2.091	12:31:56.243	4	1:06.171	+7.533	12:32:18.187
5	58.576	+0.268	12:32:40.812	5	1:03.319	+2.269	12:32:59.562	5	1:02.197	+3.559	12:33:20.384
6	58.787	+0.479	12:33:39.599	6	1:02.216	+1.166	12:34:01.778	6	1:00.496	+1.858	12:34:20.880
7	58.547	+0.239	12:34:38.146	7	1:01.863	+0.813	12:35:03.641	7	1:01.468	+2.830	12:35:22.348
8	58.984	+0.676	12:35:37.130	8	1:02.052	+1.002	12:36:05.693	8	1:02.069	+3.431	12:36:24.417
9	59.455	+1.147	12:36:36.585	9	1:02.150	+1.100	12:37:07.843	9	1:02.181	+3.543	12:37:26.598
10	58.420	+0.112	12:37:35.005	10	1:01.946	+0.896	12:38:09.789	10	1:00.681	+2.043	12:38:27.279
11	58.769	+0.461	12:38:33.774	11	1:01.114	+0.064	12:39:10.903	11	1:02.181	+3.543	12:39:27.641
12	58.481	+0.173	12:39:32.255	12	1:01.258	+0.208	12:40:12.161	12	1:00.362	+1.724	12:39:27.641
13	58.352	+0.044	12:40:30.607	13	1:01.226	+0.176	12:41:13.387	13	1:04.409	+5.771	12:40:32.050
14	58.308		12:41:28.915	14	1:01.050		12:42:14.437	14	58.638		12:41:30.688
15	58.960	+0.652	12:42:27.875	15	1:01.677	+0.627	12:43:16.114	15	59.272	+0.634	12:42:29.960
(90) FORD DUNN, MATHEW				(8) CARRAU ADAM, DANIEL				(72) GELADA RODRIGUEZ, GENIS			
1	1:03.830	+4.404	12:28:44.157	1	1:07.283	+6.266	12:28:48.117	1	1:11.815	+11.097	12:28:53.575
2	1:00.792	+1.366	12:29:44.949	2	1:02.344	+1.327	12:29:50.561	2	1:02.547	+1.829	12:29:56.122
3	1:00.223	+0.797	12:30:45.172	3	1:02.988	+1.971	12:30:53.449	3	1:02.100	+1.382	12:30:58.222
4	1:00.583	+1.157	12:31:45.755	4	1:03.328	+2.311	12:31:56.777	4	1:01.484	+0.766	12:31:59.706
5	59.989	+0.563	12:32:45.744	5	1:03.040	+2.023	12:32:59.817	5	1:02.177	+1.459	12:33:01.883
6	1:00.654	+1.228	12:33:46.398	6	1:02.179	+1.162	12:34:01.996	6	1:01.904	+1.186	12:34:03.787
7	1:00.005	+0.579	12:34:46.403	7	1:02.003	+0.986	12:35:03.999	7	1:02.061	+1.343	12:35:05.848
8	1:00.080	+0.654	12:35:46.483	8	1:01.912	+0.895	12:36:05.911	8	1:01.715	+0.997	12:36:07.563
9	59.695	+0.269	12:36:46.178	9	1:02.028	+1.011	12:37:07.939	9	1:01.749	+1.031	12:37:09.312
10	1:00.972	+1.546	12:37:47.150	10	1:02.130	+1.113	12:38:10.069	10	1:01.659	+0.941	12:38:10.971
11	1:00.458	+1.032	12:38:47.608	11	1:01.165	+0.148	12:39:11.234	11	1:01.035	+0.317	12:39:12.006
12	59.426		12:39:47.034	12	1:01.249	+0.232	12:40:12.483				
13	59.889	+0.463	12:40:46.923	13	1:01.135	+0.118	12:41:13.618				
14	59.790	+0.364	12:41:46.713	14	1:01.017		12:42:14.635				
15	59.715	+0.289	12:42:46.428	15	1:01.715	+0.698	12:43:16.350				
(12) ALGUACIL PARDO, VICTOR				(7) GELADA RODRIGUEZ, GENIS				(29) MOMPO FLOR, JUAN ANTONIO			
1	1:04.221	+4.830	12:28:44.730	1	1:11.815	+11.097	12:28:53.575	1	1:09.321	+7.331	12:28:50.337
2	1:01.994	+2.603	12:29:46.724	2	1:02.547	+1.829	12:29:56.122	2	1:05.549	+3.559	12:29:55.886
3	1:01.894	+2.503	12:30:48.618	3	1:02.100	+1.382	12:30:58.222	3	1:05.548	+3.558	12:31:01.434
4	1:01.014	+1.623	12:31:49.632	4	1:01.484	+0.766	12:31:59.706	4	1:05.439	+3.449	12:32:06.873
5	1:00.905	+1.514	12:32:50.537	5	1:02.177	+1.459	12:33:01.883	5	1:05.520	+3.530	12:33:12.393
6	59.988	+0.597	12:33:50.525	6	1:01.904	+1.186	12:34:03.787	6	1:04.678	+2.688	12:34:17.071
7	1:00.057	+0.666	12:34:50.582	7	1:02.061	+1.343	12:35:05.848	7	1:04.853	+2.863	12:35:21.924
8	59.990	+0.599	12:35:50.572	8	1:01.715	+0.997	12:36:07.563	8	1:03.607	+1.617	12:36:25.531
9	59.654	+0.263	12:36:50.226	9	1:01.749	+1.031	12:37:09.312	9	1:02.345	+0.355	12:37:27.876
10	59.817	+0.426	12:37:50.043	10	1:01.659	+0.941	12:38:10.971	10	1:04.074	+2.084	12:38:31.950
11	1:00.786	+1.395	12:38:50.829	11	1:01.035	+0.317	12:39:12.006	11	1:04.729	+2.739	12:39:36.679
12	1:00.681	+1.290	12:39:51.510								
13	59.391		12:40:50.901								

Copa Catalana Supermotard - Mora d'Ebre

SM 1-2-3-4

Circuit de Mora d'Ebre 1,700 km

Carrera - Segona Màniga

05/02/2017 12:30

Cursa (12:00 i 2 Voltes) started at 12:27:39

Lap	Lap Tm	Diff	Time of Day
12	1:02.968	+0.978	12:40:39.647
13	1:02.560	+0.570	12:41:42.207
14	1:01.990		12:42:44.197

(4) ROSSELL HERNANDEZ, XAVIER

Lap	Lap Tm	Diff	Time of Day
1	1:13.432	+9.368	12:28:54.747
2	1:07.762	+3.698	12:30:02.509
3	1:07.859	+3.795	12:31:10.368
4	1:06.778	+2.714	12:32:17.146
5	1:06.085	+2.021	12:33:23.231
6	1:04.796	+0.732	12:34:28.027
7	1:05.108	+1.044	12:35:33.135
8	1:05.751	+1.687	12:36:38.886
9	1:04.478	+0.414	12:37:43.364
10	1:05.111	+1.047	12:38:48.475
11	1:04.855	+0.791	12:39:53.330
12	1:04.217	+0.153	12:40:57.547
13	1:04.671	+0.607	12:42:02.218
14	1:04.064		12:43:06.282

(9) MONEYRON , BRUNO

Lap	Lap Tm	Diff	Time of Day
1	1:14.349	+11.590	12:28:55.740
2	1:08.066	+5.307	12:30:03.806
3	1:07.153	+4.394	12:31:10.959
4	1:07.188	+4.429	12:32:18.147
5	1:16.413	+13.654	12:33:34.560
6	1:04.193	+1.434	12:34:38.753
7	1:02.759		12:35:41.512
8	1:02.872	+0.113	12:36:44.384
9	1:03.527	+0.768	12:37:47.911
10	1:03.783	+1.024	12:38:51.694
11	1:03.334	+0.575	12:39:55.028
12	1:04.579	+1.820	12:40:59.607
13	1:04.587	+1.828	12:42:04.194
14	1:04.716	+1.957	12:43:08.910

(98) MOREL , LUC

Lap	Lap Tm	Diff	Time of Day
1	1:13.133	+9.301	12:28:54.595
2	1:07.807	+3.975	12:30:02.402
3	1:08.894	+5.062	12:31:11.296
4	1:07.687	+3.855	12:32:18.983
5	1:05.315	+1.483	12:33:24.298
6	1:04.633	+0.801	12:34:28.931
7	1:04.944	+1.112	12:35:33.875
8	1:07.149	+3.317	12:36:41.024
9	1:05.381	+1.549	12:37:46.405
10	1:06.224	+2.392	12:38:52.629
11	1:04.596	+0.764	12:39:57.225
12	1:05.121	+1.289	12:41:02.346
13	1:03.832		12:42:06.178
14	1:04.039	+0.207	12:43:10.217

(31) VIMPIERRE , FLORIAN

Lap	Lap Tm	Diff	Time of Day
1	1:13.542	+9.815	12:28:55.174
2	1:08.074	+4.347	12:30:03.248
3	1:08.285	+4.558	12:31:11.533
4	1:07.662	+3.935	12:32:19.195
5	1:06.374	+2.647	12:33:25.569
6	1:05.487	+1.760	12:34:31.056
7	1:05.731	+2.004	12:35:36.787
8	1:06.180	+2.453	12:36:42.967
9	1:06.747	+3.020	12:37:49.714
10	1:04.960	+1.233	12:38:54.674
11	1:03.944	+0.217	12:39:58.618
12	1:04.494	+0.767	12:41:03.112
13	1:03.727		12:42:06.839

Lap	Lap Tm	Diff	Time of Day
14	1:24.792	+21.065	12:43:31.631

(91) MASCARELL ALBACAR, ENRIC

Lap	Lap Tm	Diff	Time of Day
1	1:12.220	+4.646	12:28:53.687
2	1:08.140	+0.566	12:30:01.827
3	1:08.431	+0.857	12:31:10.258
4	1:07.574		12:32:17.832
5	1:28.687	+21.113	12:33:46.519
6	1:08.322	+0.748	12:34:54.841
7	1:07.642	+0.068	12:36:02.483
8	1:11.053	+3.479	12:37:13.536
9	1:08.690	+1.116	12:38:22.226
10	1:11.725	+4.151	12:39:33.951
11	1:11.148	+3.574	12:40:45.099
12	1:09.800	+2.226	12:41:54.899
13	1:11.941	+4.367	12:43:06.840

(53) GELADA RODRIGUEZ, JOSEP


Lap	Lap Tm	Diff	Time of Day
1	1:12.133	+2.938	12:30:27.133
2	1:19.937	+10.742	12:31:47.070
3	1:18.356	+9.161	12:33:05.426
4	1:28.067	+18.872	12:34:33.493
5	1:35.872	+26.677	12:36:09.365
6	1:09.195		12:37:18.560
7	1:21.558	+12.363	12:38:40.118
8	1:25.304	+16.109	12:40:05.422
9	1:22.476	+13.281	12:41:27.898
10	1:28.214	+19.019	12:42:56.112

Copa Catalana Supermotard - Mora d'Ebre

SM 1-2-3-4

Circuit de Mora d'Ebre 1,700 km

Entrenaments Qualificatius



sició	Nº	Nom	Moto	Millor Ts total	R1. Millor Tm	22. Millor Tm	Club	classe
1	1	CUCHARRERA MORENO, FRANCESC	HUSQVARN	59.691	1:00.637	59.691	Esc. Osona	SM 1
2	122	LLADOS SOLE, JOAN	TM	1:01.708	1:01.708	1:03.376	MC Granja Escarp	SM 1
3	14	HERNANDEZ BAREA, JOSE LUIS	TM	1:02.779	1:04.534	1:02.779	Mc St.Celoni	SM 1
4	90	FORD DUNN, MATHEW	HUSQVARN	1:04.461	1:04.461	1:05.701	Ctat. Albaida	SM 1
5	43	URRA LOPEZ, FERNANDO	HUSQVARN	1:05.219	1:05.291	1:05.219	Mc. Ziki Team	SM 3
6	12	ALGUACIL PARDO, VICTOR	HUSQVARN	1:05.259	1:05.996	1:05.259	Amc Martorelles	SM 1
7	69	SORRIBES PORTA, IGNASI	TM	1:07.253	1:10.950	1:07.253	MC Circuit Móra	SM 1
8	8	CARRAU ADAM, DANIEL	SUZUKI	1:07.261		1:07.261	Mc Cabrera	SM 4
9	17	CERVERA ROSELLO, ADRIAN	SIN MARCA	1:07.471	1:08.031	1:07.471	Circuito del Motor	SM 2
10	82	FORD, LORIS		1:09.383	1:10.007	1:09.383		SM 2
11	9	MONEYRON , BRUNO	KTM	1:12.076	1:13.038	1:12.076	P.M.B.	SM 4
12	4	ROSSELL HERNANDEZ, XAVIER	SIN MARCA	1:12.735	1:12.735	1:17.964	Esc. Osona	SM 4
13	29	MOMPO FLOR, JUAN ANTONIO	KTM	1:21.939	1:21.939	1:55.785	MotoDes	SM 3
14	98	MOREL , LUC	KAWASAKI	1:30.372	1:30.372	1:35.783	P.M.B.	SM 4
15	31	VIMPIERRE , FLORIAN	KTM	1:31.782	1:31.782		P.M.B.	SM 1

Copa Catalana Supermotard - Mora d'Ebre

Ordenat per la volta més ràpida

SM 1-2-3-4

Circuit de Mora d'Ebre 1,700 km

Entrenaments Qualificatius 1

05/02/2017 09:00

Pràctica (10:00 Temps) started at 9:03:44

posició	Nº	Nom	Millor Tm	Dif	Diferència	En volta	Club	classe
1	1	CUCHARRERA MORENO, FRANCESC	1:00.637			7	Esc. Osona	SM 1
2	122	LLADOS SOLE, JOAN	1:01.708	1.071	1.071	7	MC Granja Escarp	SM 1
3	90	FORD DUNN, MATHEW	1:04.461	3.824	2.753	6	Ctat. Albaida	SM 1
4	14	HERNANDEZ BAREA, JOSE LUIS	1:04.534	3.897	0.073	7	Mc St.Celoni	SM 1
5	43	URRA LOPEZ, FERNANDO	1:05.291	4.654	0.757	5	Mc. Ziki Team	SM 3
6	12	ALGUACIL PARDO, VICTOR	1:05.996	5.359	0.705	2	Amc Martorelles	SM 1
7	17	CERVERA ROSELLO, ADRIAN	1:08.031	7.394	2.035	3	Circuit del Motor	SM 2
8	82	FORD, LORIS	1:10.007	9.370	1.976	6		SM 2
9	69	SORRIBES PORTA, IGNASI	1:10.950	10.313	0.943	4	MC Circuit Móra	SM 1
10	4	ROSSELL HERNANDEZ, XAVIER	1:12.735	12.098	1.785	4	Esc. Osona	SM 4
11	9	MONEYRON , BRUNO	1:13.038	12.401	0.303	2	P.M.B.	SM 4
12	29	MOMPO FLOR, JUAN ANTONIO	1:21.939	21.302	8.901	1	MotoDes	SM 3
13	98	MOREL , LUC	1:30.372	29.735	8.433	2	P.M.B.	SM 4
14	31	VIMPIERRE , FLORIAN	1:31.782	31.145	1.410	4	P.M.B.	SM 1

Copa Catalana Supermotard - Mora d'Ebre

SM 1-2-3-4

Circuit de Mora d'Ebre 1,700 km

Entrenaments Qualificatius 1

05/02/2017 09:00

Pràctica (10:00 Temps) started at 9:03:44

Lap	Lap Tm	Diff	Time of Day
(1) CUCHARRERA MORENO, FRANCESC			
1	1:02.220	+1.583	9:07:19.313
2	1:03.018	+2.381	9:08:22.331
3	1:01.438	+0.801	9:09:23.769
4	1:00.743	+0.106	9:10:24.512
5	1:00.674	+0.037	9:11:25.186
6	1:04.255	+3.618	9:12:29.441
7	1:00.637		9:13:30.078
8	1:02.516	+1.879	9:14:32.594

Lap	Lap Tm	Diff	Time of Day
(122) LLADOS SOLE, JOAN			
1	1:08.039	+6.331	9:07:41.607
2	1:04.389	+2.681	9:08:45.996
3	1:04.820	+3.112	9:09:50.816
4	1:02.662	+0.954	9:10:53.478
5	1:01.730	+0.022	9:11:55.208
6	1:02.076	+0.368	9:12:57.284
7	1:01.708		9:13:58.992

Lap	Lap Tm	Diff	Time of Day
(90) FORD DUNN, MATHEW			
1	1:10.342	+5.881	9:07:42.034
2	1:06.332	+1.871	9:08:48.366
3	1:06.455	+1.994	9:09:54.821
4	2:10.280	+1:05.819	9:12:05.101
5	1:04.707	+0.246	9:13:09.808
6	1:04.461		9:14:14.269

Lap	Lap Tm	Diff	Time of Day
(14) HERNANDEZ BAREA, JOSE LUIS			
1	1:11.022	+6.488	9:07:41.872
2	1:06.278	+1.744	9:08:48.150
3	1:05.977	+1.443	9:09:54.127
4	1:04.938	+0.404	9:10:59.065
5	1:05.206	+0.672	9:12:04.271
6	1:04.917	+0.383	9:13:09.188
7	1:04.534		9:14:13.722

Lap	Lap Tm	Diff	Time of Day
(43) URRRA LOPEZ, FERNANDO			
1	1:09.593	+4.302	9:07:43.865
2	1:08.785	+3.494	9:08:52.650
3	1:07.551	+2.260	9:10:00.201
4	1:08.223	+2.932	9:11:08.424
5	1:05.291		9:12:13.715
6	1:06.800	+1.509	9:13:20.515
7	1:06.080	+0.789	9:14:26.595

Lap	Lap Tm	Diff	Time of Day
(12) ALGUACIL PARDO, VICTOR			
1	1:11.407	+5.411	9:12:20.449
2	1:05.996		9:13:26.445
3	1:11.924	+5.928	9:14:38.369

Lap	Lap Tm	Diff	Time of Day
(17) CERVERA ROSELLO, ADRIAN			
1	1:11.078	+3.047	9:07:47.547
2	1:08.951	+0.920	9:08:56.498
3	1:08.031		9:10:04.529
4	1:08.819	+0.788	9:11:13.348
5	1:08.867	+0.836	9:12:22.215
6	1:10.818	+2.787	9:13:33.033
7	1:11.994	+3.963	9:14:45.027

Lap	Lap Tm	Diff	Time of Day
(82) FORD, LORIS			
1	1:12.847	+2.840	9:07:43.132
2	1:14.205	+4.198	9:08:57.337
3	1:10.487	+0.480	9:10:07.824
4	1:10.445	+0.438	9:11:18.269
5	1:10.035	+0.028	9:12:28.304

Lap	Lap Tm	Diff	Time of Day
6	1:10.007		9:13:38.311
7	1:11.709	+1.702	9:14:50.020

Lap	Lap Tm	Diff	Time of Day
(69) SORRIBES PORTA, IGNASI			
1	1:22.745	+11.795	9:09:53.305
2	1:18.464	+7.514	9:11:11.769
3	1:13.360	+2.410	9:12:25.129
4	1:10.950		9:13:36.079
5	1:14.452	+3.502	9:14:50.531

Lap	Lap Tm	Diff	Time of Day
(4) ROSSELL HERNANDEZ, XAVIER			
1	1:21.679	+8.944	9:09:03.208
2	1:24.853	+12.118	9:10:28.061
3	1:15.273	+2.538	9:11:43.334
4	1:12.735		9:12:56.069
5	1:21.735	+9.000	9:14:17.804

Lap	Lap Tm	Diff	Time of Day
(9) MONEYRON, BRUNO			
1	1:14.730	+1.692	9:07:58.793
2	1:13.038		9:09:11.831
3	1:14.154	+1.116	9:10:25.985
4	1:14.453	+1.415	9:11:40.438
5	1:31.487	+18.449	9:13:11.925
6	1:29.713	+16.675	9:14:41.638

Lap	Lap Tm	Diff	Time of Day
(29) MOMPO FLOR, JUAN ANTONIO			
1	1:21.939		9:08:02.730
2	1:30.330	+8.391	9:09:33.060

Lap	Lap Tm	Diff	Time of Day
(98) MOREL, LUC			
1	1:35.646	+5.274	9:08:32.370
2	1:30.372		9:10:02.742
3	1:36.693	+6.321	9:11:39.435

Lap	Lap Tm	Diff	Time of Day
(31) VIMPIERRE, FLORIAN			
1	1:34.598	+2.816	9:08:52.392
2	1:34.794	+3.012	9:10:27.186
3	1:33.176	+1.394	9:12:00.362
4	1:31.782		9:13:32.144
5	1:43.911	+12.129	9:15:16.055

Copa Catalana Supermotard - Mora d'Ebre

Ordenat per la volta més ràpida

SM 1-2-3-4

Circuit de Mora d'Ebre 1,700 km

Entrenaments Qualificatius 2

05/02/2017 09:45

Classificació (10:00 Temps) started at 9:55:55

posició	Nº	Nom	Millor Tm	Dif	Diferència	En volta	Club	classe
1	1	CUCHARRERA MORENO, FRANCESC	59.691			7	Esc. Osona	SM 1
2	14	HERNANDEZ BAREA, JOSE LUIS	1:02.779	3.088	3.088	8	Mc St.Celoni	SM 1
3	122	LLADOS SOLE, JOAN	1:03.376	3.685	0.597	7	MC Granja Escarp	SM 1
4	43	URRA LOPEZ, FERNANDO	1:05.219	5.528	1.843	8	Mc. Ziki Team	SM 3
5	12	ALGUACIL PARDO, VICTOR	1:05.259	5.568	0.040	3	Amc Martorelles	SM 1
6	90	FORD DUNN, MATHEW	1:05.701	6.010	0.442	8	Ctat. Albaida	SM 1
7	69	SORRIBES PORTA, IGNASI	1:07.253	7.562	1.552	8	MC Circuit Móra	SM 1
8	8	CARRAU ADAM, DANIEL	1:07.261	7.570	0.008	4	Mc Cabrera	SM 4
9	17	CERVERA ROSELLO, ADRIAN	1:07.471	7.780	0.210	8	Circuito del Motor	SM 2
10	82	FORD, LORIS	1:09.383	9.692	1.912	6		SM 2
11	9	MONEYRON , BRUNO	1:12.076	12.385	2.693	5	P.M.B.	SM 4
12	4	ROSSELL HERNANDEZ, XAVIER	1:17.964	18.273	5.888	3	Esc. Osona	SM 4
13	98	MOREL , LUC	1:35.783	36.092	17.819	1	P.M.B.	SM 4
14	29	MOMPO FLOR, JUAN ANTONIO	1:55.785	56.094	20.002	2	MotoDes	SM 3

Copa Catalana Supermotard - Mora d'Ebre

SM 1-2-3-4

Circuit de Mora d'Ebre 1,700 km

Entrenaments Qualificatius 2

05/02/2017 09:45

Classificació (10:00 Temps) started at 9:55:55

Lap	Lap Tm	Diff	Time of Day
(1) CUCHARRERA MORENO, FRANCESC			
1	1:03.414	+3.723	9:58:10.384
2	1:11.266	+11.575	9:59:21.650
3	1:00.261	+0.570	10:00:21.911
4	59.962	+0.271	10:01:21.873
5	1:01.540	+1.849	10:02:23.413
6	1:53.784	+54.093	10:04:17.197
7	59.691		10:05:16.888
8	1:29.909	+30.218	10:06:46.797

Lap	Lap Tm	Diff	Time of Day
(14) HERNANDEZ BAREA, JOSE LUIS			
1	1:05.694	+2.915	9:58:09.683
2	1:04.602	+1.823	9:59:14.285
3	1:03.220	+0.441	10:00:17.505
4	1:03.507	+0.728	10:01:21.012
5	1:02.827	+0.048	10:02:23.839
6	1:03.398	+0.619	10:03:27.237
7	1:03.626	+0.847	10:04:30.863
8	1:02.779		10:05:33.642
9	1:05.199	+2.420	10:06:38.841

Lap	Lap Tm	Diff	Time of Day
(122) LLADOS SOLE, JOAN			
1	1:05.252	+1.876	9:58:08.876
2	1:08.884	+5.508	9:59:17.760
3	2:20.827	+1:17.451	10:01:38.587
4	1:07.662	+4.286	10:02:46.249
5	1:05.258	+1.882	10:03:51.507
6	1:03.759	+0.383	10:04:55.266
7	1:03.376		10:05:58.642

Lap	Lap Tm	Diff	Time of Day
(43) URRRA LOPEZ, FERNANDO			
1	1:07.647	+2.428	9:58:16.161
2	1:06.537	+1.318	9:59:22.698
3	1:06.216	+0.997	10:00:28.914
4	1:05.770	+0.551	10:01:34.684
5	1:06.491	+1.272	10:02:41.175
6	1:05.920	+0.701	10:03:47.095
7	1:05.927	+0.708	10:04:53.022
8	1:05.219		10:05:58.241

Lap	Lap Tm	Diff	Time of Day
(12) ALGUACIL PARDO, VICTOR			
1	1:09.111	+3.852	9:58:10.643
2	1:05.346	+0.087	9:59:15.989
3	1:05.259		10:00:21.248
4	1:06.782	+1.523	10:01:28.030
5	2:57.817	+1:52.558	10:04:25.847

Lap	Lap Tm	Diff	Time of Day
(90) FORD DUNN, MATHEW			
1	1:05.989	+0.288	9:58:39.787
2	1:08.650	+2.949	9:59:48.437
3	1:06.946	+1.245	10:00:55.383
4	1:08.622	+2.921	10:02:04.005
5	1:27.472	+21.771	10:03:31.477
6	1:07.160	+1.459	10:04:38.637
7	1:06.715	+1.014	10:05:45.352
8	1:05.701		10:06:51.053

Lap	Lap Tm	Diff	Time of Day
(69) SORRIBES PORTA, IGNASI			
1	1:13.277	+6.024	9:58:27.628
2	1:11.271	+4.018	9:59:38.899
3	1:10.094	+2.841	10:00:48.993
4	1:11.610	+4.357	10:02:00.603
5	1:08.661	+1.408	10:03:09.264
6	1:17.600	+10.347	10:04:26.864
7	1:09.044	+1.791	10:05:35.908

Lap	Lap Tm	Diff	Time of Day
8	1:07.253		10:06:43.161
(8) CARRAU ADAM, DANIEL			
1	1:13.425	+6.164	10:02:46.556
2	1:08.886	+1.625	10:03:55.442
3	1:08.080	+0.819	10:05:03.522
4	1:07.261		10:06:10.783

Lap	Lap Tm	Diff	Time of Day
(17) CERVERA ROSELLO, ADRIAN			
1	1:09.344	+1.873	9:58:22.912
2	1:08.568	+1.097	9:59:31.480
3	1:11.570	+4.099	10:00:43.050
4	1:08.454	+0.983	10:01:51.504
5	1:10.076	+2.605	10:03:01.580
6	1:09.328	+1.857	10:04:10.908
7	1:08.776	+1.305	10:05:19.684
8	1:07.471		10:06:27.155

Lap	Lap Tm	Diff	Time of Day
(82) FORD, LORIS			
1	1:12.527	+3.144	9:58:28.272
2	1:11.763	+2.380	9:59:40.035
3	1:10.362	+0.979	10:00:50.397
4	1:11.048	+1.665	10:02:01.445
5	1:31.160	+21.777	10:03:32.605
6	1:09.383		10:04:41.988
7	1:11.139	+1.756	10:05:53.127
8	1:29.438	+20.055	10:07:22.565

Lap	Lap Tm	Diff	Time of Day
(9) MONEYRON, BRUNO			
1	1:19.470	+7.394	10:01:02.345
2	1:14.151	+2.075	10:02:16.496
3	1:41.708	+29.632	10:03:58.204
4	1:13.671	+1.595	10:05:11.875
5	1:12.076		10:06:23.951

Lap	Lap Tm	Diff	Time of Day
(4) ROSSELL HERNANDEZ, XAVIER			
1	1:43.015	+25.051	10:03:53.895
2	1:29.193	+11.229	10:05:23.088
3	1:17.964		10:06:41.052

Lap	Lap Tm	Diff	Time of Day
(98) MOREL, LUC			
1	1:35.783		10:06:15.534


Lap	Lap Tm	Diff	Time of Day
(29) MOMPO FLOR, JUAN ANTONIO			
1	2:07.353	+11.568	10:05:03.504
2	1:55.785		10:06:59.289

Copa Catalana Supermotard - Mora d'Ebre

SM 65-85

Circuit de Mora d'Ebre 1,700 km

Classificació FINAL



Posició	Núm.	Pilot	Llicència	Club	Carrera 1	Carrera 2	Total punts
SM 65							
1	51	URIASTE DIEGO, BRIAN	53092-Z	Independiente	20	25	45
2	4	FERNANDEZ ROBLDILLO, ERIC	134896-B	Simonety School	25	16	41
3	94	AGUILAR GOMEZ, MARC	135031-GI	Esc. Osona	16	20	36
4	22	ANTONIO SANCHO, JORDI	135221-T	Mec Alcanar	13	13	26
5	23	SIERRA GOMEZ, AITOR	134594-B	Esc. Osona	10	11	21
6	19	SOLA FLORENSA, POL	134683-L	C.E.C. Alcarràs	11	10	21
7	11	GODINO GOMEZ, RAMON	134925-B	MC C.Taulé	9	9	18
NT	224	LEA GONÇALVES, MARC	134467-B	Mc Móra d'Ebre	0	0	0
SM 85							
1	96	RUIZ FRANCISCO, JOAN	134875-T	Mc Móra d'Ebre	25	25	50
2	24	MARTIN CLANCHET, GERARD	134600-B	Gm Molins	0	20	20
NE	6	RODRIGUEZ VIVES, ORIOL	134455-T	Mc. Segre	0	0	0

Copa Catalana Supermotard - Mora d'Ebre

classificat per voltes

SM 65-85

Circuit de Mora d'Ebre 1,700 km

Carrera - Primera Màniga

05/02/2017 11:25

Cursa (10:00 i 2 Voltes) started at 11:24:18

Pos.	Núm.	Cognoms i Nom	Llicència	Voltes	Total Ts	Dif	Millor Tm	Club	Punts
1	4	FERNANDEZ ROBLDILLO, ERIC	134896-B	12	12:29.724		1:01.496	Simonety School	25
2	51	URIARTE DIEGO, BRIAN	53092-Z	12	12:41.644	11.920	1:01.814	Independiente	20
3	94	AGUILAR GOMEZ, MARC	135031-GI	12	12:43.507	13.783	1:02.003	Esc. Osona	16
4	96	RUIZ FRANCISCO, JOAN	134875-T	12	12:59.178	29.454	1:03.385	Mc Móra d'Ebre	25
5	22	ANTONIO SANCHO, JORDI	135221-T	12	13:11.818	42.094	1:03.673	Mec Alcanar	13
6	19	SOLA FLORENZA, POL	134683-L	11	13:06.396	1 Volta	1:09.528	C.E.C. Alcarràs	11
7	23	SIERRA GOMEZ, AITOR	134594-B	10	13:35.281	2 Voltes	1:06.985	Esc. Osona	10
8	11	GODINO GOMEZ, RAMON	134925-B	10	13:51.659	2 Voltes	1:20.435	MC C.Taulé	9
NT	24	MARTIN CLANCHET, GERARD	134600-B	4	5:40.803	NT	1:18.335	Gm Molins	0
NT	224	LERA GONÇALVES, MARC	134467-B	2	2:14.999	NT	1:05.705	Mc Móra d'Ebre	0

No classificat

NE	6	RODRIGUEZ VIVES, ORIOL	134455-T			NE		Mc. Segre	0
----	---	------------------------	----------	--	--	----	--	-----------	---

Margin of Victory	Avg. Speed	Best Lap Tm	Best Spd	Best Lap by
11.920	97,956	1:01.496	99,519	4 - FERNANDEZ ROBLDILLO, EI

Cap de cronometratge / Director de Carrera / President del Jurat

Orbits

Copa Catalana Supermotard - Mora d'Ebre

classificat per voltes

SM 65-85

Circuit de Mora d'Ebre 1,700 km

Carrera - Primera Màniga

05/02/2017 11:25

Cursa (10:00 i 2 Voltes) started at 11:24:18

Pos.	Núm.	Cognoms i Nom	Llicència	Voltes	Total Ts	Dif	Millor Tm	Club	Punts
SM 65									
1	4	FERNANDEZ ROBLDILLO, ERIC	134896-B	12	12:29.724		1:01.496	Simonety School	25
2	51	URIARTE DIEGO, BRIAN	53092-Z	12	12:41.644	11.920	1:01.814	Independiente	20
3	94	AGUILAR GOMEZ, MARC	135031-GI	12	12:43.507	13.783	1:02.003	Esc. Osona	16
4	22	ANTONIO SANCHO, JORDI	135221-T	12	13:11.818	42.094	1:03.673	Mec Alcanar	13
5	19	SOLA FLORENSA, POL	134683-L	11	13:06.396	1 Volta	1:09.528	C.E.C. Alcarràs	11
6	23	SIERRA GOMEZ, AITOR	134594-B	10	13:35.281	2 Voltes	1:06.985	Esc. Osona	10
7	11	GODINO GOMEZ, RAMON	134925-B	10	13:51.659	2 Voltes	1:20.435	MC C.Taulé	9
NT	224	LERA GONÇALVES, MARC	134467-B	2	2:14.999	NT	1:05.705	Mc Móra d'Ebre	0

SM 85

1	96	RUIZ FRANCISCO, JOAN	134875-T	12	12:59.178		1:03.385	Mc Móra d'Ebre	25
NT	24	MARTIN CLANCHET, GERARD	134600-B	4	5:40.803	NT	1:18.335	Gm Molins	0

No classificat

NE	6	RODRIGUEZ VIVES, ORIOL	134455-T			NE		Mc. Segre	0
----	---	------------------------	----------	--	--	----	--	-----------	---

Margin of Victory	Avg. Speed	Best Lap Tm	Best Spd	Best Lap by
11.920	97,956	1:01.496	99,519	4 - FERNANDEZ ROBLDILLO, EI

Cap de cronometratge / Director de Carrera / President del Jurat

Orbits

Copa Catalana Supermotard - Mora d'Ebre

Volta a volta

SM 65-85

Circuit de Mora d'Ebre 1,700 km

Carrera - Primera Màniga

05/02/2017 11:25

Cursa (10:00 i 2 Voltes) started at 11:24:18

Competidors

	Voltes												
	0	1	2	3	4	5	6	7	8	9	10	11	12
FERNANDEZ ROBLDILLO, ERIC (4)	1	4	4	4	4	4	4	4	4	4	4	4	4
AGUILAR GOMEZ, MARC (94)	2	94	94	94	94	94	51	51	51	51	51	51	51
LERA GONÇALVES, MARC (224)	3	224	96	96	51	51	94	94	94	94	94	94	94
URIASTE DIEGO, BRIAN (51)	4	51	51	51	96	96	96	96	96	96	96	96	96
RUIZ FRANCISCO, JOAN (96)	5	96	224	224	22	22	22	22	22	22	22	22	22
ANTONIO SANCHO, JORDI (22)	6	22	22	22	19	19	19	19	19	19	19	19	19
MARTIN CLANCHET, GERARD (24)	7	24	19	19	11	24	11	11	11	11	23	23	
SOLA FLORENSA, POL (19)	8	19	11	11	24	11	23	23	23	23	11	11	
SIERRA GOMEZ, AITOR (23)	9	23	24	24	23	23							
GODINO GOMEZ, RAMON (11)	10	11	23	23									
-	11												

Copa Catalana Supermotard - Mora d'Ebre

SM 65-85

Circuit de Mora d'Ebre 1,700 km

Carrera - Primera Màniga

05/02/2017 11:25

Cursa (10:00 i 2 Voltes) started at 11:24:18

Lap	Lap Tm	Diff	Time of Day
(4) FERNANDEZ ROBLDILLO, ERIC			
1	1:04.771	+3.275	11:25:23.496
2	1:02.534	+1.038	11:26:26.030
3	1:01.972	+0.476	11:27:28.002
4	1:03.646	+2.150	11:28:31.648
5	1:01.496		11:29:33.144
6	1:01.830	+0.334	11:30:34.974
7	1:01.951	+0.455	11:31:36.925
8	1:02.292	+0.796	11:32:39.217
9	1:02.252	+0.756	11:33:41.469
10	1:02.042	+0.546	11:34:43.511
11	1:02.581	+1.085	11:35:46.092
12	1:02.357	+0.861	11:36:48.449

Lap	Lap Tm	Diff	Time of Day
(51) URIARTE DIEGO, BRIAN			
1	1:08.169	+6.355	11:25:27.337
2	1:05.745	+3.931	11:26:33.082
3	1:03.868	+2.054	11:27:36.950
4	1:03.045	+1.231	11:28:39.995
5	1:03.789	+1.975	11:29:43.784
6	1:01.840	+0.026	11:30:45.624
7	1:02.725	+0.911	11:31:48.349
8	1:02.166	+0.352	11:32:50.515
9	1:04.187	+2.373	11:33:54.702
10	1:02.019	+0.205	11:34:56.721
11	1:01.834	+0.020	11:35:58.555
12	1:01.814		11:37:00.369

Lap	Lap Tm	Diff	Time of Day
(94) AGUILAR GOMEZ, MARC			
1	1:07.812	+5.809	11:25:26.827
2	1:05.819	+3.816	11:26:32.646
3	1:04.227	+2.224	11:27:36.873
4	1:03.023	+1.020	11:28:39.896
5	1:03.892	+1.889	11:29:43.788
6	1:02.739	+0.736	11:30:46.527
7	1:02.441	+0.438	11:31:48.968
8	1:02.393	+0.390	11:32:51.361
9	1:04.063	+2.060	11:33:55.424
10	1:02.421	+0.418	11:34:57.845
11	1:02.003		11:35:59.848
12	1:02.384	+0.381	11:37:02.232

Lap	Lap Tm	Diff	Time of Day
(96) RUIZ FRANCISCO, JOAN			
1	1:07.770	+4.385	11:25:27.003
2	1:05.863	+2.478	11:26:32.866
3	1:05.167	+1.782	11:27:38.033
4	1:04.758	+1.373	11:28:42.791
5	1:06.825	+3.440	11:29:49.616
6	1:04.299	+0.914	11:30:53.915
7	1:04.485	+1.100	11:31:58.400
8	1:03.775	+0.390	11:33:02.175
9	1:04.476	+1.091	11:34:06.651
10	1:03.385		11:35:10.036
11	1:03.975	+0.590	11:36:14.011
12	1:03.892	+0.507	11:37:17.903

Lap	Lap Tm	Diff	Time of Day
(22) ANTONIO SANCHO, JORDI			
1	1:11.515	+7.842	11:25:31.162
2	1:05.513	+1.840	11:26:36.675
3	1:04.249	+0.576	11:27:40.924
4	1:03.673		11:28:44.597
5	1:06.149	+2.476	11:29:50.746
6	1:04.337	+0.664	11:30:55.083
7	1:04.074	+0.401	11:31:59.157
8	1:05.264	+1.591	11:33:04.421

Lap	Lap Tm	Diff	Time of Day
9	1:06.013	+2.340	11:34:10.434
10	1:05.790	+2.117	11:35:16.224
11	1:06.115	+2.442	11:36:22.339
12	1:08.204	+4.531	11:37:30.543

Lap	Lap Tm	Diff	Time of Day
(19) SOLA FLORENSA, POL			
1	1:16.253	+6.725	11:25:36.022
2	1:13.126	+3.598	11:26:49.148
3	1:10.925	+1.397	11:28:00.073
4	1:10.527	+0.999	11:29:10.600
5	1:10.833	+1.305	11:30:21.433
6	1:11.882	+2.354	11:31:33.315
7	1:11.783	+2.255	11:32:45.098
8	1:09.528		11:33:54.626
9	1:10.254	+0.726	11:35:04.880
10	1:09.945	+0.417	11:36:14.825
11	1:10.296	+0.768	11:37:25.121

Lap	Lap Tm	Diff	Time of Day
(23) SIERRA GOMEZ, AITOR			
1	3:02.434	+1:55.449	11:27:22.247
2	1:16.379	+9.394	11:28:38.626
3	1:12.082	+5.097	11:29:50.708
4	1:10.532	+3.547	11:31:01.240
5	1:10.403	+3.418	11:32:11.643
6	1:09.876	+2.891	11:33:21.519
7	1:08.884	+1.899	11:34:30.403
8	1:08.318	+1.333	11:35:38.721
9	1:08.300	+1.315	11:36:47.021
10	1:06.985		11:37:54.006

Lap	Lap Tm	Diff	Time of Day
(11) GODINO GOMEZ, RAMON			
1	1:27.973	+7.538	11:25:48.650
2	1:23.438	+3.003	11:27:12.088
3	1:24.193	+3.758	11:28:36.281
4	1:24.879	+4.444	11:30:01.160
5	1:22.610	+2.175	11:31:23.770
6	1:22.199	+1.764	11:32:45.969
7	1:20.693	+0.258	11:34:06.662
8	1:20.435		11:35:27.097
9	1:21.064	+0.629	11:36:48.161
10	1:22.223	+1.788	11:38:10.384

Lap	Lap Tm	Diff	Time of Day
(24) MARTIN CLANCHET, GERARD			
1	1:42.790	+24.455	11:26:02.488
2	1:18.335		11:27:20.823
3	1:18.545	+0.210	11:28:39.368
4	1:20.160	+1.825	11:29:59.528

Lap	Lap Tm	Diff	Time of Day
(224) LERA GONÇALVES, MARC			
1	1:08.991	+3.286	11:25:28.019
2	1:05.705		11:26:33.724

Copa Catalana Supermotard - Mora d'Ebre

classificat per voltes

SM 65-85

Circuit de Mora d'Ebre 1,700 km

Carrera - Segona Màniga

05/02/2017 12:55

Cursa (10:00 i 2 Voltes) started at 12:51:57

Pos.	Núm.	Cognoms i Nom	Llicència	Voltes	Total Ts	Dif	Millor Tm	Club	Punts
1	51	URIARTE DIEGO, BRIAN	53092-Z	12	12:34.900		1:01.735	Independiente	25
2	94	AGUILAR GOMEZ, MARC	135031-GI	12	12:36.292	1.392	1:01.978	Esc. Osona	20
3	4	FERNANDEZ ROBLDILLO, ERIC	134896-B	12	12:36.661	1.761	1:00.934	Simonety School	16
4	96	RUIZ FRANCISCO, JOAN	134875-T	12	12:45.537	10.637	1:01.488	Mc Móra d'Ebre	25
5	22	ANTONIO SANCHO, JORDI	135221-T	12	13:04.041	29.141	1:04.051	Mec Alcanar	13
6	23	SIERRA GOMEZ, AITOR	134594-B	12	13:05.132	30.232	1:02.781	Esc. Osona	11
7	19	SOLA FLORENSA, POL	134683-L	12	13:19.280	44.380	1:04.460	C.E.C. Alcarràs	10
8	24	MARTIN CLANCHET, GERARD	134600-B	12	13:30.031	55.131	1:06.627	Gm Molins	20
9	11	GODINO GOMEZ, RAMON	134925-B	10	13:25.533	2 Voltes	1:17.547	MC C.Taulé	9

No classificat

NE	224	LERA GONÇALVES, MARC	134467-B			NE		Mc Móra d'Ebre	0
NE	6	RODRIGUEZ VIVES, ORIOL	134455-T			NE		Mc. Segre	0

Notificacions

Núm. 96 - Penalitzat amb 10" per avançar-se a la sortida

Margin of Victory	Avg. Speed	Best Lap Tm	Best Spd	Best Lap by
1.392	97,284	1:00.934	100,437	4 - FERNANDEZ ROBLDILLO, EI

Cap de cronometratge / Director de Carrera / President del Jurat

Orbits

Copa Catalana Supermotard - Mora d'Ebre

SM 65-85

Circuit de Mora d'Ebre 1,700 km

Carrera - Segona Màniga

05/02/2017 12:55

Cursa (10:00 i 2 Voltes) started at 12:51:57

Lap	Lap Tm	Diff	Time of Day
(51) URIARTE DIEGO, BRIAN			
1	1:06.050	+4.315	12:53:04.165
2	1:03.224	+1.489	12:54:07.389
3	1:03.108	+1.373	12:55:10.497
4	1:02.699	+0.964	12:56:13.196
5	1:03.183	+1.448	12:57:16.379
6	1:02.757	+1.022	12:58:19.136
7	1:01.917	+0.182	12:59:21.053
8	1:02.431	+0.696	13:00:23.484
9	1:02.778	+1.043	13:01:26.262
10	1:02.821	+1.086	13:02:29.083
11	1:02.067	+0.332	13:03:31.150
12	1:01.735		13:04:32.885

Lap	Lap Tm	Diff	Time of Day
(94) AGUILAR GOMEZ, MARC			
1	1:06.301	+4.323	12:53:04.918
2	1:03.243	+1.265	12:54:08.161
3	1:03.120	+1.142	12:55:11.281
4	1:02.613	+0.635	12:56:13.894
5	1:02.994	+1.016	12:57:16.888
6	1:02.934	+0.956	12:58:19.822
7	1:02.326	+0.348	12:59:22.148
8	1:02.340	+0.362	13:00:24.488
9	1:02.379	+0.401	13:01:26.867
10	1:02.962	+0.984	13:02:29.829
11	1:01.978		13:03:31.807
12	1:02.470	+0.492	13:04:34.277

Lap	Lap Tm	Diff	Time of Day
(4) FERNANDEZ ROBLDILLO, ERIC			
1	1:17.138	+16.204	12:53:15.123
2	1:03.375	+2.441	12:54:18.498
3	1:02.547	+1.613	12:55:21.045
4	1:01.743	+0.809	12:56:22.788
5	1:02.357	+1.423	12:57:25.145
6	1:01.447	+0.513	12:58:26.592
7	1:01.704	+0.770	12:59:28.296
8	1:01.748	+0.814	13:00:30.044
9	1:01.522	+0.588	13:01:31.566
10	1:01.054	+0.120	13:02:32.620
11	1:00.934		13:03:33.554
12	1:01.092	+0.158	13:04:34.646

Lap	Lap Tm	Diff	Time of Day
(96) RUIZ FRANCISCO, JOAN			
1	1:05.824	+4.336	12:53:03.923
2	1:03.360	+1.872	12:54:07.283
3	1:03.537	+2.049	12:55:10.820
4	1:02.708	+1.220	12:56:13.528
5	1:02.991	+1.503	12:57:16.519
6	1:02.907	+1.419	12:58:19.426
7	1:02.226	+0.738	12:59:21.652
8	1:02.204	+0.716	13:00:23.856
9	1:02.445	+0.957	13:01:26.301
10	1:03.487	+1.999	13:02:29.788
11	1:01.488		13:03:31.276
12	1:02.246	+0.758	13:04:33.522

Lap	Lap Tm	Diff	Time of Day
(22) ANTONIO SANCHO, JORDI			
1	1:11.469	+7.418	12:53:09.791
2	1:04.661	+0.610	12:54:14.452
3	1:04.565	+0.514	12:55:19.017
4	1:04.210	+0.159	12:56:23.227
5	1:04.645	+0.594	12:57:27.872
6	1:05.112	+1.061	12:58:32.984
7	1:06.035	+1.984	12:59:39.019
8	1:05.580	+1.529	13:00:44.599

Lap	Lap Tm	Diff	Time of Day
9	1:04.051		13:01:48.650
10	1:04.347	+0.296	13:02:52.997
11	1:04.701	+0.650	13:03:57.698
12	1:04.328	+0.277	13:05:02.026

Lap	Lap Tm	Diff	Time of Day
(23) SIERRA GOMEZ, AITOR			
1	1:11.866	+9.085	12:53:11.006
2	1:07.820	+5.039	12:54:18.826
3	1:07.236	+4.455	12:55:26.062
4	1:06.783	+4.002	12:56:32.845
5	1:04.545	+1.764	12:57:37.390
6	1:04.462	+1.681	12:58:41.852
7	1:03.970	+1.189	12:59:45.822
8	1:03.961	+1.180	13:00:49.783
9	1:03.640	+0.859	13:01:53.423
10	1:03.194	+0.413	13:02:56.617
11	1:03.719	+0.938	13:04:00.336
12	1:02.781		13:05:03.117

Lap	Lap Tm	Diff	Time of Day
(19) SOLA FLORENSA, POL			
1	1:11.560	+7.100	12:53:10.506
2	1:07.801	+3.341	12:54:18.307
3	1:06.687	+2.227	12:55:24.994
4	1:06.026	+1.566	12:56:31.020
5	1:05.666	+1.206	12:57:36.686
6	1:06.448	+1.988	12:58:43.134
7	1:04.686	+0.226	12:59:47.820
8	1:04.460		13:00:52.280
9	1:04.781	+0.321	13:01:57.061
10	1:04.536	+0.076	13:03:01.597
11	1:06.591	+2.131	13:04:08.188
12	1:09.077	+4.617	13:05:17.265

Lap	Lap Tm	Diff	Time of Day
(24) MARTIN CLANCHET, GERARD			
1	1:10.781	+4.154	12:53:09.858
2	1:08.718	+2.091	12:54:18.576
3	1:07.256	+0.629	12:55:25.832
4	1:07.488	+0.861	12:56:33.320
5	1:06.627		12:57:39.947
6	1:07.125	+0.498	12:58:47.072
7	1:06.966	+0.339	12:59:54.038
8	1:06.781	+0.154	13:01:00.819
9	1:06.710	+0.083	13:02:07.529
10	1:06.661	+0.034	13:03:14.190
11	1:07.110	+0.483	13:04:21.300
12	1:06.716	+0.089	13:05:28.016

Lap	Lap Tm	Diff	Time of Day
(11) GODINO GOMEZ, RAMON			
1	1:24.084	+6.537	12:53:23.720
2	1:19.950	+2.403	12:54:43.670
3	1:20.436	+2.889	12:56:04.106
4	1:23.631	+6.084	12:57:27.737
5	1:19.507	+1.960	12:58:47.244
6	1:17.547		13:00:04.791
7	1:19.592	+2.045	13:01:24.383
8	1:21.987	+4.440	13:02:46.370
9	1:18.251	+0.704	13:04:04.621
10	1:18.897	+1.350	13:05:23.518

Copa Catalana Supermotard - Mora d'Ebre

Volta a volta


SM 65-85

Circuit de Mora d'Ebre 1,700 km

Carrera - Segona Màniga

05/02/2017 12:55

Cursa (10:00 i 2 Voltes) started at 12:51:57



Competidors	Voltes												
	0	1	2	3	4	5	6	7	8	9	10	11	12
FERNANDEZ ROBLDILLO, ERIC (4)	1	4	96	96	51	51	51	51	51	51	51	51	51
RUIZ FRANCISCO, JOAN (96)	2	96	51	51	96	96	96	96	96	96	96	96	96
URIARTE DIEGO, BRIAN (51)	3	51	94	94	94	94	94	94	94	94	94	94	94
ANTONIO SANCHO, JORDI (22)	4	22	22	22	22	4	4	4	4	4	4	4	4
AGUILAR GOMEZ, MARC (94)	5	94	24	19	4	22	22	22	22	22	22	22	22
SOLA FLORENSA, POL (19)	6	19	19	4	19	19	19	23	23	23	23	23	23
MARTIN CLANCHET, GERARD (24)	7	24	23	24	24	23	23	19	19	19	19	19	19
SIERRA GOMEZ, AITOR (23)	8	23	4	23	23	24	24	24	24	24	24	24	24
GODINO GOMEZ, RAMON (11)	9	11	11	11	11	11	11	11	11	11	11	11	11
-	10												
-	11												

Copa Catalana Supermotard - Mora d'Ebre

SM 65-85

Circuit de Mora d'Ebre 1,700 km

Carrera - Segona Màniga

05/02/2017 12:55

Cursa (10:00 i 2 Voltes) started at 12:51:57

Lap	Lap Tm	Diff	Time of Day
(51) URIARTE DIEGO, BRIAN			
1	1:06.050	+4.315	12:53:04.165
2	1:03.224	+1.489	12:54:07.389
3	1:03.108	+1.373	12:55:10.497
4	1:02.699	+0.964	12:56:13.196
5	1:03.183	+1.448	12:57:16.379
6	1:02.757	+1.022	12:58:19.136
7	1:01.917	+0.182	12:59:21.053
8	1:02.431	+0.696	13:00:23.484
9	1:02.778	+1.043	13:01:26.262
10	1:02.821	+1.086	13:02:29.083
11	1:02.067	+0.332	13:03:31.150
12	1:01.735		13:04:32.885

Lap	Lap Tm	Diff	Time of Day
(94) AGUILAR GOMEZ, MARC			
1	1:06.301	+4.323	12:53:04.918
2	1:03.243	+1.265	12:54:08.161
3	1:03.120	+1.142	12:55:11.281
4	1:02.613	+0.635	12:56:13.894
5	1:02.994	+1.016	12:57:16.888
6	1:02.934	+0.956	12:58:19.822
7	1:02.326	+0.348	12:59:22.148
8	1:02.340	+0.362	13:00:24.488
9	1:02.379	+0.401	13:01:26.867
10	1:02.962	+0.984	13:02:29.829
11	1:01.978		13:03:31.807
12	1:02.470	+0.492	13:04:34.277

Lap	Lap Tm	Diff	Time of Day
(4) FERNANDEZ ROBLDILLO, ERIC			
1	1:17.138	+16.204	12:53:15.123
2	1:03.375	+2.441	12:54:18.498
3	1:02.547	+1.613	12:55:21.045
4	1:01.743	+0.809	12:56:22.788
5	1:02.357	+1.423	12:57:25.145
6	1:01.447	+0.513	12:58:26.592
7	1:01.704	+0.770	12:59:28.296
8	1:01.748	+0.814	13:00:30.044
9	1:01.522	+0.588	13:01:31.566
10	1:01.054	+0.120	13:02:32.620
11	1:00.934		13:03:33.554
12	1:01.092	+0.158	13:04:34.646

Lap	Lap Tm	Diff	Time of Day
(96) RUIZ FRANCISCO, JOAN			
1	1:05.824	+4.336	12:53:03.923
2	1:03.360	+1.872	12:54:07.283
3	1:03.537	+2.049	12:55:10.820
4	1:02.708	+1.220	12:56:13.528
5	1:02.991	+1.503	12:57:16.519
6	1:02.907	+1.419	12:58:19.426
7	1:02.226	+0.738	12:59:21.652
8	1:02.204	+0.716	13:00:23.856
9	1:02.445	+0.957	13:01:26.301
10	1:03.487	+1.999	13:02:29.788
11	1:01.488		13:03:31.276
12	1:02.246	+0.758	13:04:33.522

Lap	Lap Tm	Diff	Time of Day
(22) ANTONIO SANCHO, JORDI			
1	1:11.469	+7.418	12:53:09.791
2	1:04.661	+0.610	12:54:14.452
3	1:04.565	+0.514	12:55:19.017
4	1:04.210	+0.159	12:56:23.227
5	1:04.645	+0.594	12:57:27.872
6	1:05.112	+1.061	12:58:32.984
7	1:06.035	+1.984	12:59:39.019
8	1:05.580	+1.529	13:00:44.599

Lap	Lap Tm	Diff	Time of Day
9	1:04.051		13:01:48.650
10	1:04.347	+0.296	13:02:52.997
11	1:04.701	+0.650	13:03:57.698
12	1:04.328	+0.277	13:05:02.026

Lap	Lap Tm	Diff	Time of Day
(23) SIERRA GOMEZ, AITOR			
1	1:11.866	+9.085	12:53:11.006
2	1:07.820	+5.039	12:54:18.826
3	1:07.236	+4.455	12:55:26.062
4	1:06.783	+4.002	12:56:32.845
5	1:04.545	+1.764	12:57:37.390
6	1:04.462	+1.681	12:58:41.852
7	1:03.970	+1.189	12:59:45.822
8	1:03.961	+1.180	13:00:49.783
9	1:03.640	+0.859	13:01:53.423
10	1:03.194	+0.413	13:02:56.617
11	1:03.719	+0.938	13:04:00.336
12	1:02.781		13:05:03.117

Lap	Lap Tm	Diff	Time of Day
(19) SOLA FLORENSA, POL			
1	1:11.560	+7.100	12:53:10.506
2	1:07.801	+3.341	12:54:18.307
3	1:06.687	+2.227	12:55:24.994
4	1:06.026	+1.566	12:56:31.020
5	1:05.666	+1.206	12:57:36.686
6	1:06.448	+1.988	12:58:43.134
7	1:04.686	+0.226	12:59:47.820
8	1:04.460		13:00:52.280
9	1:04.781	+0.321	13:01:57.061
10	1:04.536	+0.076	13:03:01.597
11	1:06.591	+2.131	13:04:08.188
12	1:09.077	+4.617	13:05:17.265

Lap	Lap Tm	Diff	Time of Day
(24) MARTIN CLANCHET, GERARD			
1	1:10.781	+4.154	12:53:09.858
2	1:08.718	+2.091	12:54:18.576
3	1:07.256	+0.629	12:55:25.832
4	1:07.488	+0.861	12:56:33.320
5	1:06.627		12:57:39.947
6	1:07.125	+0.498	12:58:47.072
7	1:06.966	+0.339	12:59:54.038
8	1:06.781	+0.154	13:01:00.819
9	1:06.710	+0.083	13:02:07.529
10	1:06.661	+0.034	13:03:14.190
11	1:07.110	+0.483	13:04:21.300
12	1:06.716	+0.089	13:05:28.016


Lap	Lap Tm	Diff	Time of Day
(11) GODINO GOMEZ, RAMON			
1	1:24.084	+6.537	12:53:23.720
2	1:19.950	+2.403	12:54:43.670
3	1:20.436	+2.889	12:56:04.106
4	1:23.631	+6.084	12:57:27.737
5	1:19.507	+1.960	12:58:47.244
6	1:17.547		13:00:04.791
7	1:19.592	+2.045	13:01:24.383
8	1:21.987	+4.440	13:02:46.370
9	1:18.251	+0.704	13:04:04.621
10	1:18.897	+1.350	13:05:23.518

Copa Catalana Supermotard - Mora d'Ebre

SM 65-85

Circuit de Mora d'Ebre 1,700 km

Entrenaments Qualificatius



sició	Nº	Nom	Moto	Millor Ts total	R1. Millor Tm	2. Millor Tm	Club	classe
1	4	FERNANDEZ ROBLDILLO, ERIC	KTM	1:02.427	1:10.314	1:02.427	Simonety School	SM 65
2	224	LERA GONÇALVES, MARC	KAWASAKI	1:03.110	1:05.587	1:03.110	Mc Móra d'Ebre	SM 65
3	51	URIARTE DIEGO, BRIAN	SIN MARCA	1:04.304	1:07.067	1:04.304	Independiente	SM 65
4	94	AGUILAR GOMEZ, MARC	KTM	1:04.338	1:09.095	1:04.338	Esc. Osona	SM 65
5	48	BLANQUEZ, GAVIN		1:05.408		1:05.408		SM 85
6	22	ANTONIO SANCHO, JORDI	KAWASAKI	1:05.896	1:19.517	1:05.896	Mec Alcanar	SM 65
7	96	RUIZ FRANCISCO, JOAN	TM	1:06.118		1:06.118	Mc Móra d'Ebre	SM 85
8	19	SOLA FLORENSA, POL	SIN MARCA	1:10.681	1:15.604	1:10.681	C.E.C. Alcarràs	SM 65
9	6	RODRIGUEZ VIVES, ORIOL	KTM	1:12.176	1:12.176	1:12.883	Mc. Segre	SM 85
10	23	SIERRA GOMEZ, AITOR	KAWASAKI	1:12.590	1:22.999	1:12.590	Esc. Osona	SM 65
11	124	BLANQUEZ, GUILLEM		1:15.795		1:15.795		SM 65
12	24	MARTIN CLANCHET, GERARD	SUZUKI	1:17.359		1:17.359	Gm Molins	SM 85
13	11	GODINO GOMEZ, RAMON	KTM	1:20.436	1:25.996	1:20.436	MC C.Taulé	SM 65

Copa Catalana Supermotard - Mora d'Ebre

Ordenat per la volta més ràpida

SM 65-85

Circuit de Mora d'Ebre 1,700 km

Entrenaments Qualificatius 1

05/02/2017 09:15

Pràctica (10:00 Temps) started at 9:28:23

posició	Nº	Nom	Millor Tm	Dif	Diferència	En volta	Club	classe
1	224	LERA GONÇALVES, MARC	1:05.587			5	Mc Móra d'Ebre	SM 65
2	51	URIARTE DIEGO, BRIAN	1:07.067	1.480	1.480	3	Independiente	SM 65
3	94	AGUILAR GOMEZ, MARC	1:09.095	3.508	2.028	4	Esc. Osona	SM 65
4	4	FERNANDEZ ROBLDILLO, ERIC	1:10.314	4.727	1.219	2	Simonety School	SM 65
5	6	RODRIGUEZ VIVES, ORIOL	1:12.176	6.589	1.862	3	Mc. Segre	SM 85
6	19	SOLA FLORENSA, POL	1:15.604	10.017	3.428	7	C.E.C. Alcarràs	SM 65
7	22	ANTONIO SANCHO, JORDI	1:19.517	13.930	3.913	2	Mec Alcanar	SM 65
8	23	SIERRA GOMEZ, AITOR	1:22.999	17.412	3.482	1	Esc. Osona	SM 65
9	11	GODINO GOMEZ, RAMON	1:25.996	20.409	2.997	5	MC C.Taulé	SM 65

Copa Catalana Supermotard - Mora d'Ebre

SM 65-85

Circuit de Mora d'Ebre 1,700 km

Entrenaments Qualificatius 1

05/02/2017 09:15

Pràctica (10:00 Temps) started at 9:28:23

Lap	Lap Tm	Diff	Time of Day
(224) LERA GONÇALVES, MARC			
1	1:08.316	+2.729	9:33:13.968
2	1:07.753	+2.166	9:34:21.721
3	1:06.667	+1.080	9:35:28.388
4	1:08.626	+3.039	9:36:37.014
5	1:05.587		9:37:42.601
6	1:05.615	+0.028	9:38:48.216

Lap	Lap Tm	Diff	Time of Day
(51) URIARTE DIEGO, BRIAN			
1	1:14.536	+7.469	9:32:13.527
2	1:09.677	+2.610	9:33:23.204
3	1:07.067		9:34:30.271
4	4:27.395	+3:20.328	9:38:57.666

Lap	Lap Tm	Diff	Time of Day
(94) AGUILAR GOMEZ, MARC			
1	1:13.686	+4.591	9:35:10.903
2	1:12.991	+3.896	9:36:23.894
3	1:12.340	+3.245	9:37:36.234
4	1:09.095		9:38:45.329

Lap	Lap Tm	Diff	Time of Day
(4) FERNANDEZ ROBLLEDILLO, ERIC			
1	1:19.235	+8.921	9:37:15.243
2	1:10.314		9:38:25.557

Lap	Lap Tm	Diff	Time of Day
(6) RODRIGUEZ VIVES, ORIOL			
1	1:18.828	+6.652	9:36:16.841
2	1:13.252	+1.076	9:37:30.093
3	1:12.176		9:38:42.269

Lap	Lap Tm	Diff	Time of Day
(19) SOLA FLORENSA, POL			
1	1:25.264	+9.660	9:31:44.661
2	1:22.392	+6.788	9:33:07.053
3	1:20.582	+4.978	9:34:27.635
4	1:18.119	+2.515	9:35:45.754
5	1:16.708	+1.104	9:37:02.462
6	1:17.540	+1.936	9:38:20.002
7	1:15.604		9:39:35.606

Lap	Lap Tm	Diff	Time of Day
(22) ANTONIO SANCHO, JORDI			
1	1:21.400	+1.883	9:35:23.989
2	1:19.517		9:36:43.506
3	1:53.318	+33.801	9:38:36.824

Lap	Lap Tm	Diff	Time of Day
(23) SIERRA GOMEZ, AITOR			
1	1:22.999		9:36:50.129
2	2:36.808	+1:13.809	9:39:26.937

Lap	Lap Tm	Diff	Time of Day
(11) GODINO GOMEZ, RAMON			
1	1:39.110	+13.114	9:32:09.983
2	1:32.710	+6.714	9:33:42.693
3	1:28.423	+2.427	9:35:11.116
4	1:26.885	+0.889	9:36:38.001
5	1:25.996		9:38:03.997
6	1:26.248	+0.252	9:39:30.245

Copa Catalana Supermotard - Mora d'Ebre

Ordenat per la volta més ràpida

SM 65-85

Circuit de Mora d'Ebre 1,700 km

Entrenaments Qualificatius 2

05/02/2017 10:00

Classificació (10:00 Temps) started at 10:11:22

posició	Nº	Nom	Millor Tm	Dif	Diferència	En volta	Club	classe
1	4	FERNANDEZ ROBLDILLO, ERIC	1:02.427			9	Simonety School	SM 65
2	224	LERA GONÇALVES, MARC	1:03.110	0.683	0.683	2	Mc Móra d'Ebre	SM 65
3	51	URIARTE DIEGO, BRIAN	1:04.304	1.877	1.194	7	Independiente	SM 65
4	94	AGUILAR GOMEZ, MARC	1:04.338	1.911	0.034	9	Esc. Osona	SM 65
5	22	ANTONIO SANCHO, JORDI	1:05.896	3.469	1.558	6	Mec Alcanar	SM 65
6	96	RUIZ FRANCISCO, JOAN	1:06.118	3.691	0.222	8	Mc Móra d'Ebre	SM 85
7	19	SOLA FLORENSA, POL	1:10.681	8.254	4.563	5	C.E.C. Alcarràs	SM 65
8	23	SIERRA GOMEZ, AITOR	1:12.590	10.163	1.909	4	Esc. Osona	SM 65
9	6	RODRIGUEZ VIVES, ORIOL	1:12.883	10.456	0.293	1	Mc. Segre	SM 85
10	24	MARTIN CLANCHET, GERARD	1:17.359	14.932	4.476	2	Gm Molins	SM 85
11	11	GODINO GOMEZ, RAMON	1:20.436	18.009	3.077	5	MC C.Taulé	SM 65

Copa Catalana Supermotard - Mora d'Ebre

SM 65-85

Circuit de Mora d'Ebre 1,700 km

Entrenaments Qualificatius 2

05/02/2017 10:00

Classificació (10:00 Temps) started at 10:11:22

Lap	Lap Tm	Diff	Time of Day
(4) FERNANDEZ ROBLDILLO, ERIC			
1	1:04.178	+1.751	10:12:44.065
2	1:02.583	+0.156	10:13:46.648
3	1:05.127	+2.700	10:14:51.775
4	1:05.477	+3.050	10:15:57.252
5	1:40.275	+37.848	10:17:37.527
6	1:05.993	+3.566	10:18:43.520
7	1:04.227	+1.800	10:19:47.747
8	1:03.029	+0.602	10:20:50.776
9	1:02.427		10:21:53.203

Lap	Lap Tm	Diff	Time of Day
(224) LERA GONÇALVES, MARC			
1	1:05.052	+1.942	10:12:44.960
2	1:03.110		10:13:48.070
3	1:04.413	+1.303	10:14:52.483
4	1:06.225	+3.115	10:15:58.708
5	1:03.280	+0.170	10:17:01.988
6	1:04.296	+1.186	10:18:06.284
7	1:04.330	+1.220	10:19:10.614
8	1:04.124	+1.014	10:20:14.738
9	1:04.990	+1.880	10:21:19.728
10	1:03.946	+0.836	10:22:23.674

Lap	Lap Tm	Diff	Time of Day
(51) URIARTE DIEGO, BRIAN			
1	1:07.835	+3.531	10:12:58.881
2	1:05.946	+1.642	10:14:04.827
3	1:59.714	+55.410	10:16:04.541
4	1:05.792	+1.488	10:17:10.333
5	1:04.908	+0.604	10:18:15.241
6	1:05.389	+1.085	10:19:20.630
7	1:04.304		10:20:24.934
8	1:05.244	+0.940	10:21:30.178

Lap	Lap Tm	Diff	Time of Day
(94) AGUILAR GOMEZ, MARC			
1	1:07.111	+2.773	10:12:38.202
2	1:51.782	+47.444	10:14:29.984
3	1:07.360	+3.022	10:15:37.344
4	1:09.344	+5.006	10:16:46.688
5	1:06.733	+2.395	10:17:53.421
6	1:06.072	+1.734	10:18:59.493
7	1:05.377	+1.039	10:20:04.870
8	1:05.792	+1.454	10:21:10.662
9	1:04.338		10:22:15.000

Lap	Lap Tm	Diff	Time of Day
(22) ANTONIO SANCHO, JORDI			
1	1:07.978	+2.082	10:12:47.479
2	1:06.675	+0.779	10:13:54.154
3	1:06.372	+0.476	10:15:00.526
4	1:07.558	+1.662	10:16:08.084
5	1:06.259	+0.363	10:17:14.343
6	1:05.896		10:18:20.239
7	1:06.641	+0.745	10:19:26.880
8	1:06.164	+0.268	10:20:33.044
9	1:06.277	+0.381	10:21:39.321

Lap	Lap Tm	Diff	Time of Day
(96) RUIZ FRANCISCO, JOAN			
1	1:09.771	+3.653	10:14:10.089
2	1:09.771	+3.653	10:15:19.860
3	1:07.536	+1.418	10:16:27.396
4	1:08.314	+2.196	10:17:35.710
5	1:07.496	+1.378	10:18:43.206
6	1:06.954	+0.836	10:19:50.160
7	1:06.640	+0.522	10:20:56.800
8	1:06.118		10:22:02.918

Lap	Lap Tm	Diff	Time of Day
(19) SOLA FLORENSA, POL			
1	1:15.244	+4.563	10:13:09.226
2	1:13.755	+3.074	10:14:22.981
3	1:11.897	+1.216	10:15:34.878
4	1:13.473	+2.792	10:16:48.351
5	1:10.681		10:17:59.032
6	2:05.710	+55.029	10:20:04.742
7	1:17.559	+6.878	10:21:22.301
8	1:40.148	+29.467	10:23:02.449

Lap	Lap Tm	Diff	Time of Day
(23) SIERRA GOMEZ, AITOR			
1	1:14.063	+1.473	10:13:10.311
2	1:13.379	+0.789	10:14:23.690
3	1:13.284	+0.694	10:15:36.974
4	1:12.590		10:16:49.564
5	1:14.848	+2.258	10:18:04.412
6	1:13.345	+0.755	10:19:17.757
7	1:13.085	+0.495	10:20:30.842
8	1:14.904	+2.314	10:21:45.746

Lap	Lap Tm	Diff	Time of Day
(6) RODRIGUEZ VIVES, ORIOL			
1	1:12.883		10:13:09.291

Lap	Lap Tm	Diff	Time of Day
(24) MARTIN CLANCHET, GERARD			
1	1:20.630	+3.271	10:18:09.390
2	1:17.359		10:19:26.749
3	1:44.217	+26.858	10:21:10.966
4	2:18.722	+1:01.363	10:23:29.688


Lap	Lap Tm	Diff	Time of Day
(11) GODINO GOMEZ, RAMON			
1	1:26.701	+6.265	10:13:23.220
2	1:22.540	+2.104	10:14:45.760
3	1:22.732	+2.296	10:16:08.492
4	1:22.135	+1.699	10:17:30.627
5	1:20.436		10:18:51.063
6	1:22.852	+2.416	10:20:13.915
7	1:21.793	+1.357	10:21:35.708

Copa Catalana Supermotard - Mora d'Ebre

SM ROAD

Circuit de Mora d'Ebre 1,700 km

Classificació FINAL



Posició	Núm.	Pilot	Llicència	Club	Carrera 1	Carrera 2	Total punts
1	43	GARCIA CORREA, STEWARD	90003-VA	Independiente	25	25	50
2	54	CLIMENT BENAVENT, JORGE	247187-V	Ctat. Albaida	16	20	36
3	21	DANIEL MARTINO, CARLOS MIQUEL	874968-B	Esc. Osona	20	16	36
4	121	PONS PUY, VICENT	874668-T	Mc Móra d'Ebre	13	13	26
5	28	OLMOS SALES, JORGE	247382-V	MC Carlet	11	11	22
6	297	BETRIAN NAVARRO, EDUARD	874751-B	MC Circuit Móra	10	10	20
7	15	LOPEZ MORAGAS, JOSE	875158-B	P.M.B.	9	9	18
8	20	MONLLAU BEDOS, PAU	875023-T	Mc Amposta	7	8	15
9	24	CAVALLER ALLES, JORDI	135262-B	C.E.C. Alcarràs	3	7	10
10	92	PAREJA COMA, FERRAN	874806-T	MC Circuit Móra	4	6	10
11	97	CUBELLS ROIGE, ALBERT	874867-T	MC Circuit Móra	5	5	10
12	63	DIVRY , ALEXIS	135417-B	P.M.B.	6	4	10
13	4	FORD DUNN, ANTHONY	247282-V	Ctat. Albaida	8	0	8
NE	27	DIEZ ASTIGARRAGA, ERLANTZ	90025-VA	Vallisoletano Mc.	0	0	0

Copa Catalana Supermotard - Mora d'Ebre

classificat per voltes


SM ROAD

Circuit de Mora d'Ebre 1,700 km

Carrera - Primera Màniga

05/02/2017 11:45

Cursa (10:00 i 2 Voltes) started at 11:46:26



Pos.	Núm.	Cognoms i Nom	Llicència	Voltes	Total Ts	Dif	Millor Tm	Club	Punts
1	43	GARCIA CORREA, STEWARD	90003-VA	13	12:58.709		58.691	Independiente	25
2	21	DANIEL MARTINO, CARLOS MIQUEL	874968-B	13	13:14.267	15.558	59.139	Esc. Osona	20
3	54	CLIMENT BENAVENT, JORGE	247187-V	13	13:32.651	33.942	1:01.078	Ctat. Albaida	16
4	121	PONS PUY, VICENT	874668-T	13	13:46.694	47.985	1:01.865	Mc Móra d'Ebre	13
5	28	OLMOS SALES, JORGE	247382-V	13	13:56.713	58.004	1:02.880	MC Carlet	11
6	297	BETRIAN NAVARRO, EDUARD	874751-B	13	14:01.105	1:02.396	1:03.009	MC Circuit Móra	10
7	15	LOPEZ MORAGAS, JOSE	875158-B	12	13:08.231	1 Volta	1:04.395	P.M.B.	9
8	4	FORD DUNN, ANTHONY	247282-V	12	13:18.604	1 Volta	1:02.880	Ctat. Albaida	8
9	20	MONLLAU BEDOS, PAU	875023-T	12	13:22.443	1 Volta	1:04.989	Mc Amposta	7
10	63	DIVRY , ALEXIS	135417-B	12	13:26.122	1 Volta	1:05.600	P.M.B.	6
11	97	CUBELLS ROIGE, ALBERT	874867-T	12	13:38.876	1 Volta	1:06.236	MC Circuit Móra	5
12	92	PAREJA COMA, FERRAN	874806-T	11	13:02.984	2 Voltes	1:09.508	MC Circuit Móra	4
13	24	CAVALLER ALLES, JORDI	135262-B	11	13:31.515	2 Voltes	1:12.360	C.E.C. Alcarràs	3

No classificat

NE	27	DIEZ ASTIGARRAGA, ERLANTZ	90025-VA			NE		Vallisoletano Mc.	0
----	----	---------------------------	----------	--	--	----	--	-------------------	---

Margin of Victory	Avg. Speed	Best Lap Tm	Best Spd	Best Lap by
15.558	102,169	58.691	104,275	43 - GARCIA CORREA, STEWARD

Cap de cronometratge / Director de Carrera / President del Jurat

Orbits

Copa Catalana Supermotard - Mora d'Ebre

Volta a volta


SM ROAD

Circuit de Mora d'Ebre 1,700 km

Carrera - Primera Màniga

05/02/2017 11:45

Cursa (10:00 i 2 Voltes) started at 11:46:26



Competidors

Voltes

	0	1	2	3	4	5	6	7	8	9	10	11	12	13
GARCIA CORREA, STEWARD (43)	1	43	43	43	43	43	43	43	43	43	43	43	43	43
DANIEL MARTINO, CARLOS MIQUEL (21)	2	21	21	21	21	21	21	21	21	21	21	21	21	21
FORD DUNN, ANTHONY (4)	3	4	54	54	54	54	54	54	54	54	54	54	54	54
CLIMENT BENAVENT, JORGE (54)	4	54	121	121	121	121	121	121	121	121	121	121	121	121
PONS PUY, VICENT (121)	5	121	28	28	28	28	28	28	28	28	28	28	28	28
OLMOS SALES, JORGE (28)	6	28	297	297	297	297	297	297	297	297	297	297	297	297
BETRIAN NAVARRO, EDUARD (297)	7	297	15	15	15	15	15	15	15	15	15	15	15	15
LOPEZ MORAGAS, JOSE (15)	8	15	20	20	20	20	20	20	20	20	4	4	4	4
DIVRY , ALEXIS (63)	9	63	63	63	63	63	63	63	63	4	20	20	20	20
PAREJA COMA, FERRAN (92)	10	92	92	97	97	97	97	4	4	4	63	63	63	63
MONLLAU BEDOS, PAU (20)	11	20	97	92	92	4	4	97	97	97	97	97	97	97
CUBELLS ROIGE, ALBERT (97)	12	97	24	24	4	92	92	92	92	92	92	92	92	92
CAVALLER ALLES, JORDI (24)	13	24	4	4	24	24	24	24	24	24	24	24	24	24
-	14													

Copa Catalana Supermotard - Mora d'Ebre

SM ROAD

Circuit de Mora d'Ebre 1,700 km

Carrera - Primera Màniga

05/02/2017 11:45

Cursa (10:00 i 2 Voltes) started at 11:46:26

Lap	Lap Tm	Diff	Time of Day	Lap	Lap Tm	Diff	Time of Day	Lap	Lap Tm	Diff	Time of Day
(43) GARCIA CORREA, STEWARD				5	1:03.991	+1.111	11:51:54.467	(63) DIVRY , ALEXIS			
1	1:01.621	+2.930	11:47:29.124	6	1:03.672	+0.792	11:52:58.139	1	1:12.113	+6.513	11:47:40.644
2	59.241	+0.550	11:48:28.365	7	1:03.784	+0.904	11:54:01.923	2	1:07.296	+1.696	11:48:47.940
3	59.007	+0.316	11:49:27.372	8	1:04.738	+1.858	11:55:06.661	3	1:06.654	+1.054	11:49:54.594
4	58.691		11:50:26.063	9	1:03.935	+1.055	11:56:10.596	4	1:05.600		11:51:00.194
5	59.042	+0.351	11:51:25.105	10	1:03.656	+0.776	11:57:14.252	5	1:06.293	+0.693	11:52:06.487
6	58.814	+0.123	11:52:23.919	11	1:02.880		11:58:17.132	6	1:06.648	+1.048	11:53:13.135
7	59.214	+0.523	11:53:23.133	12	1:03.043	+0.163	11:59:20.175	7	1:06.259	+0.659	11:54:19.394
8	59.443	+0.752	11:54:22.576	13	1:03.033	+0.153	12:00:23.208	8	1:06.764	+1.164	11:55:26.158
9	1:00.158	+1.467	11:55:22.734	(297) BETRIAN NAVARRO, EDUARD				9	1:06.804	+1.204	11:56:32.962
10	59.571	+0.880	11:56:22.305	1	1:09.437	+6.428	11:47:37.811	10	1:06.768	+1.168	11:57:39.730
11	1:01.641	+2.950	11:57:23.946	2	1:05.322	+2.313	11:48:43.133	11	1:06.435	+0.835	11:58:46.165
12	59.798	+1.107	11:58:23.744	3	1:04.566	+1.557	11:49:47.699	12	1:06.452	+0.852	11:59:52.617
13	1:01.460	+2.769	11:59:25.204	4	1:04.228	+1.219	11:50:51.927	(97) CUBELLS ROIGE, ALBERT			
(21) DANIEL MARTINO, CARLOS MIQUEL				5	1:04.374	+1.365	11:51:56.301	1	1:14.228	+7.992	11:47:43.193
1	1:02.275	+3.136	11:47:29.994	6	1:04.610	+1.601	11:53:00.911	2	1:08.062	+1.826	11:48:51.255
2	59.386	+0.247	11:48:29.380	7	1:03.931	+0.922	11:54:04.842	3	1:07.066	+0.830	11:49:58.321
3	59.698	+0.559	11:49:29.078	8	1:04.003	+0.994	11:55:08.845	4	1:06.675	+0.439	11:51:04.996
4	59.716	+0.577	11:50:28.794	9	1:03.767	+0.758	11:56:12.612	5	1:07.040	+0.804	11:52:12.036
5	59.139		11:51:27.933	10	1:04.054	+1.045	11:57:16.666	6	1:10.428	+4.192	11:53:22.464
6	1:02.958	+3.819	11:52:30.891	11	1:03.009		11:58:19.675	7	1:07.673	+1.437	11:54:30.137
7	1:02.192	+3.053	11:53:33.083	12	1:03.219	+0.210	11:59:22.894	8	1:08.442	+2.206	11:55:38.579
8	1:01.200	+2.061	11:54:34.283	13	1:04.706	+1.697	12:00:27.600	9	1:06.876	+0.640	11:56:45.455
9	1:01.899	+2.760	11:55:36.182	(15) LOPEZ MORAGAS, JOSE				10	1:07.206	+0.970	11:57:52.661
10	1:00.815	+1.676	11:56:36.997	1	1:10.236	+5.841	11:47:38.764	11	1:06.474	+0.238	11:58:59.135
11	1:01.176	+2.037	11:57:38.173	2	1:06.093	+1.698	11:48:44.857	12	1:06.236		12:00:05.371
12	1:01.488	+2.349	11:58:39.661	3	1:06.365	+1.970	11:49:51.222	(92) PAREJA COMA, FERRAN			
13	1:01.101	+1.962	11:59:40.762	4	1:05.589	+1.194	11:50:56.811	1	1:13.728	+4.220	11:47:42.401
(54) CLIMENT BENAVENT, JORGE				5	1:05.173	+0.778	11:52:01.984	2	1:09.508		11:48:51.909
1	1:06.474	+5.396	11:47:34.386	6	1:04.574	+0.179	11:53:06.558	3	1:10.477	+0.969	11:50:02.386
2	1:03.109	+2.031	11:48:37.495	7	1:04.807	+0.412	11:54:11.365	4	1:09.812	+0.304	11:51:12.198
3	1:02.504	+1.426	11:49:39.999	8	1:04.395		11:55:15.760	5	1:10.096	+0.588	11:52:22.294
4	1:01.957	+0.879	11:50:41.956	9	1:04.421	+0.026	11:56:20.181	6	1:12.568	+3.060	11:53:34.862
5	1:02.701	+1.623	11:51:44.657	10	1:05.156	+0.761	11:57:25.337	7	1:09.772	+0.264	11:54:44.634
6	1:02.222	+1.144	11:52:46.879	11	1:04.642	+0.247	11:58:29.979	8	1:10.883	+1.375	11:55:55.517
7	1:02.048	+0.970	11:53:48.927	12	1:04.747	+0.352	11:59:34.726	9	1:11.299	+1.791	11:57:06.816
8	1:01.750	+0.672	11:54:50.677	(4) FORD DUNN, ANTHONY				10	1:10.277	+0.769	11:58:17.093
9	1:02.232	+1.154	11:55:52.909	1	1:32.090	+29.210	11:47:59.920	11	1:12.386	+2.878	11:59:29.479
10	1:01.434	+0.356	11:56:54.343	2	1:03.482	+0.602	11:49:03.402	(24) CAVALLER ALLES, JORDI			
11	1:01.775	+0.697	11:57:56.118	3	1:03.642	+0.762	11:50:07.044	1	1:16.317	+3.957	11:47:46.342
12	1:01.950	+0.872	11:58:58.068	4	1:03.832	+0.952	11:51:10.876	2	1:13.394	+1.034	11:48:59.736
13	1:01.078		11:59:59.146	5	1:03.724	+0.844	11:52:14.600	3	1:14.139	+1.779	11:50:13.875
(121) PONS PUY, VICENT				6	1:03.340	+0.460	11:53:17.940	4	1:14.204	+1.844	11:51:28.079
1	1:06.504	+4.639	11:47:34.814	7	1:05.479	+2.599	11:54:23.419	5	1:13.164	+0.804	11:52:41.243
2	1:03.802	+1.937	11:48:38.616	8	1:04.528	+1.648	11:55:27.947	6	1:13.618	+1.258	11:53:54.861
3	1:03.201	+1.336	11:49:41.817	9	1:03.689	+0.809	11:56:31.636	7	1:12.974	+0.614	11:55:07.835
4	1:02.951	+1.086	11:50:44.768	10	1:02.880		11:57:34.516	8	1:12.360		11:56:20.195
5	1:04.011	+2.146	11:51:48.779	11	1:04.905	+2.025	11:58:39.421	9	1:12.473	+0.113	11:57:32.668
6	1:03.347	+1.482	11:52:52.126	12	1:05.678	+2.798	11:59:45.099	10	1:12.776	+0.416	11:58:45.444
7	1:02.863	+0.998	11:53:54.989	(20) MONLLAU BEDOS, PAU				11	1:12.566	+0.206	11:59:58.010
8	1:02.617	+0.752	11:54:57.606	1	1:11.801	+6.812	11:47:40.526	(28) OLMOS SALES, JORGE			
9	1:02.253	+0.388	11:55:59.859	2	1:07.170	+2.181	11:48:47.696	1	1:09.081	+6.201	11:47:37.424
10	1:01.865		11:57:01.724	3	1:06.022	+1.033	11:49:53.718	2	1:04.700	+1.820	11:48:42.124
11	1:03.111	+1.246	11:58:04.835	4	1:05.935	+0.946	11:50:59.653	3	1:04.401	+1.521	11:49:46.525
12	1:03.470	+1.605	11:59:08.305	5	1:06.455	+1.466	11:52:06.108	4	1:03.951	+1.071	11:50:50.476
13	1:04.884	+3.019	12:00:13.189	6	1:05.609	+0.620	11:53:11.717				
				7	1:04.989		11:54:16.706				
				8	1:06.462	+1.473	11:55:23.168				
				9	1:06.409	+1.420	11:56:29.577				
				10	1:05.688	+0.699	11:57:35.265				
				11	1:07.066	+2.077	11:58:42.331				
				12	1:06.607	+1.618	11:59:48.938				

Copa Catalana Supermotard - Mora d'Ebre

classificat per voltes


SM ROAD

Circuit de Mora d'Ebre 1,700 km

Carrera - Segona Màniga

05/02/2017 13:20

Cursa (10:00 i 2 Voltes) started at 13:15:50



Pos.	Núm.	Cognoms i Nom	Llicència	Voltes	Total Ts	Dif	Millor Tm	Club	Punts
1	43	GARCIA CORREA, STEWARD	90003-VA	13	12:33.734		57.206	Independiente	25
2	54	CLIMENT BENAVENT, JORGE	247187-V	13	12:39.938	6.204	57.445	Ctat. Albaida	20
3	21	DANIEL MARTINO, CARLOS MIQUEL	874968-B	13	12:41.849	8.115	57.178	Esc. Osona	16
4	121	PONS PUY, VICENT	874668-T	13	13:11.903	38.169	59.580	Mc Móra d'Ebre	13
5	28	OLMOS SALES, JORGE	247382-V	13	13:15.283	41.549	59.205	MC Carlet	11
6	297	BETRIAN NAVARRO, EDUARD	874751-B	13	13:22.155	48.421	1:00.383	MC Circuit Móra	10
7	15	LOPEZ MORAGAS, JOSE	875158-B	13	13:34.129	1:00.395	1:00.296	P.M.B.	9
8	20	MONLLAU BEDOS, PAU	875023-T	13	13:35.739	1:02.005	1:01.859	Mc Amposta	8
9	24	CAVALLER ALLES, JORDI	135262-B	12	12:46.574	1 Volta	1:01.599	C.E.C. Alcarràs	7
10	92	PAREJA COMA, FERRAN	874806-T	12	12:52.413	1 Volta	1:02.378	MC Circuit Móra	6
11	97	CUBELLS ROIGE, ALBERT	874867-T	12	12:52.826	1 Volta	1:01.624	MC Circuit Móra	5
12	63	DIVRY , ALEXIS	135417-B	12	12:53.604	1 Volta	1:02.465	P.M.B.	4

No classificat (75% = 10 Voltes)

NE	4	FORD DUNN, ANTHONY	247282-V			NE		Ctat. Albaida	0
NE	27	DIEZ ASTIGARRAGA, ERLANTZ	90025-VA			NE		Vallisoletano Mc.	0

Margin of Victory	Avg. Speed	Best Lap Tm	Best Spd	Best Lap by
6.204	105,554	57.178	107,034	21 - DANIEL MARTINO, CARLOS

Cap de cronometratge / Director de Carrera / President del Jurat

Orbits

Copa Catalana Supermotard - Mora d'Ebre

Volta a volta


SM ROAD

Circuit de Mora d'Ebre 1,700 km

Carrera - Segona Màniga

05/02/2017 13:20

Cursa (10:00 i 2 Voltes) started at 13:15:50



Competidors

Voltes


	0	1	2	3	4	5	6	7	8	9	10	11	12	13
GARCIA CORREA, STEWARD (43)	1	43	43	43	43	43	43	43	43	43	43	43	43	43
DANIEL MARTINO, CARLOS MIQUEL (21)	2	21	54	54	54	54	54	54	54	54	54	54	54	54
CLIMENT BENAVENT, JORGE (54)	3	54	21	21	21	21	21	21	21	21	21	21	21	21
BETRIAN NAVARRO, EDUARD (297)	4	297	297	121	121	121	121	121	121	121	121	121	121	121
PONS PUY, VICENT (121)	5	121	121	297	297	297	297	297	297	297	297	28	28	28
MONLLAU BEDOS, PAU (20)	6	20	15	15	15	15	15	15	15	15	28	297	297	297
OLMOS SALES, JORGE (28)	7	28	20	20	20	28	28	28	28	28	15	15	15	15
LOPEZ MORAGAS, JOSE (15)	8	15	28	28	28	20	20	20	20	20	20	20	20	20
PAREJA COMA, FERRAN (92)	9	92	97	97	97	97	97	97	97	24	24	24	24	24
CUBELLS ROIGE, ALBERT (97)	10	97	92	92	92	92	92	92	97	97	97	92	92	92
CAVALLER ALLES, JORDI (24)	11	24	24	24	24	24	24	24	63	63	92	63	97	97
DIVRY , ALEXIS (63)	12	63	63	63	63	63	63	63	92	92	63	97	63	63
-	13													
-	14													

Copa Catalana Supermotard - Mora d'Ebre

SM ROAD

Circuit de Mora d'Ebre 1,700 km

Entrenaments Qualificatius



sició	Nº	Nom	Moto	Millor Ts total	R1. Millor Tm	22. Millor Tm	Club	classe
1	43	GARCIA CORREA, STEWARD	SIN MARCA	1:01.632		1:01.632	Independiente	Trofeu SM Road
2	21	DANIEL MARTINO, CARLOS MIQUEL	HUSQVARN	1:01.659	1:17.090	1:01.659	Esc. Osona	Trofeu SM Road
3	4	FORD DUNN, ANTHONY	KTM	1:02.235	1:08.129	1:02.235	Ctat. Albaida	Trofeu SM Road
4	54	CLIMENT BENAVENT, JORGE	HUSQVARN	1:04.241	1:06.437	1:04.241	Ctat. Albaida	Trofeu SM Road
5	121	PONS PUY, VICENT	SIN MARCA	1:05.563		1:05.563	Mc Móra d'Ebre	Trofeu SM Road
6	28	OLMOS SALES, JORGE	SIN MARCA	1:06.473	1:10.421	1:06.473	MC Carlet	Trofeu SM Road
7	297	BETRIAN NAVARRO, EDUARD	SUZUKI	1:07.669		1:07.669	MC Circuit Móra	Trofeu SM Road
8	63	DIVRY , ALEXIS	KTM	1:07.826	1:13.328	1:07.826	P.M.B.	Trofeu SM Road
9	15	LOPEZ MORAGAS, JOSE	KTM	1:07.910		1:07.910	P.M.B.	Trofeu SM Road
10	97	CUBELLS ROIGE, ALBERT	TM	1:10.656	1:17.227	1:10.656	MC Circuit Móra	Trofeu SM Road
11	92	PAREJA COMA, FERRAN	HUSQVARN	1:11.570		1:11.570	MC Circuit Móra	Trofeu SM Road
12	20	MONLLAU BEDOS, PAU	SIN MARCA	1:12.073		1:12.073	Mc Amposta	Trofeu SM Road
13	24	CAVALLER ALLES, JORDI	KTM	1:15.796	1:19.884	1:15.796	C.E.C. Alcarràs	Trofeu SM Road
14	27	DIEZ ASTIGARRAGA, ERLANTZ	TM				Vallisoletano Mc.	Trofeu SM Road

Copa Catalana Supermotard - Mora d'Ebre

Ordenat per la volta més ràpida

SM ROAD

Circuit de Mora d'Ebre 1,700 km

Entrenaments Qualificatius 1

05/02/2017 09:30

Pràctica (10:00 Temps) started at 9:41:45

posició	Nº	Nom	Millor Tm	Dif	Diferència	En volta	Club	classe
1	54	CLIMENT BENAVENT, JORGE	1:06.437			7	Ctat. Albaida	Trofeu SM Road
2	4	FORD DUNN, ANTHONY	1:08.129	1.692	1.692	8	Ctat. Albaida	Trofeu SM Road
3	28	OLMOS SALES, JORGE	1:10.421	3.984	2.292	6	MC Carlet	Trofeu SM Road
4	63	DIVRY , ALEXIS	1:13.328	6.891	2.907	5	P.M.B.	Trofeu SM Road
5	21	DANIEL MARTINO, CARLOS MIQUEL	1:17.090	10.653	3.762	1	Esc. Osona	Trofeu SM Road
6	97	CUBELLS ROIGE, ALBERT	1:17.227	10.790	0.137	4	MC Circuit Móra	Trofeu SM Road
7	24	CAVALLER ALLES, JORDI	1:19.884	13.447	2.657	4	C.E.C. Alcarràs	Trofeu SM Road
8	92	PAREJA COMA, FERRAN				0	MC Circuit Móra	Trofeu SM Road

Copa Catalana Supermotard - Mora d'Ebre

SM ROAD

Circuit de Mora d'Ebre 1,700 km

Entrenaments Qualificatius 1

05/02/2017 09:30

Pràctica (10:00 Temps) started at 9:41:45

Lap	Lap Tm	Diff	Time of Day
(54) CLIMENT BENAVENT, JORGE			
1	1:36.607	+30.170	9:44:43.447
2	1:08.895	+2.458	9:45:52.342
3	1:07.812	+1.375	9:47:00.154
4	1:08.521	+2.084	9:48:08.675
5	1:08.262	+1.825	9:49:16.937
6	1:07.498	+1.061	9:50:24.435
7	1:06.437		9:51:30.872
8	1:07.267	+0.830	9:52:38.139

Lap	Lap Tm	Diff	Time of Day
(4) FORD DUNN, ANTHONY			
1	1:11.327	+3.198	9:44:12.366
2	1:09.974	+1.845	9:45:22.340
3	1:10.155	+2.026	9:46:32.495
4	1:09.472	+1.343	9:47:41.967
5	1:08.481	+0.352	9:48:50.448
6	1:08.777	+0.648	9:49:59.225
7	1:08.359	+0.230	9:51:07.584
8	1:08.129		9:52:15.713

Lap	Lap Tm	Diff	Time of Day
(28) OLMOS SALES, JORGE			
1	1:12.744	+2.323	9:44:30.398
2	1:27.165	+16.744	9:45:57.563
3	1:39.090	+28.669	9:47:36.653
4	2:35.094	+1:24.673	9:50:11.747
5	1:11.614	+1.193	9:51:23.361
6	1:10.421		9:52:33.782

Lap	Lap Tm	Diff	Time of Day
(63) DIVRY, ALEXIS			
1	1:19.633	+6.305	9:45:31.629
2	1:14.626	+1.298	9:46:46.255
3	1:14.188	+0.860	9:48:00.443
4	1:14.133	+0.805	9:49:14.576
5	1:13.328		9:50:27.904
6	1:17.712	+4.384	9:51:45.616

Lap	Lap Tm	Diff	Time of Day
(21) DANIEL MARTINO, CARLOS MIQUEL			
1	1:17.090		9:52:41.917

Lap	Lap Tm	Diff	Time of Day
(97) CUBELLS ROIGE, ALBERT			
1	1:21.610	+4.383	9:46:07.782
2	1:22.631	+5.404	9:47:30.413
3	1:17.285	+0.058	9:48:47.698
4	1:17.227		9:50:04.925
5	1:17.772	+0.545	9:51:22.697
6	1:18.392	+1.165	9:52:41.089

Lap	Lap Tm	Diff	Time of Day
(24) CAVALLER ALLES, JORDI			
1	1:22.639	+2.755	9:47:59.392
2	1:21.713	+1.829	9:49:21.105
3	1:20.414	+0.530	9:50:41.519
4	1:19.884		9:52:01.403

Copa Catalana Supermotard - Mora d'Ebre

Ordenat per la volta més ràpida

SM ROAD

Circuit de Mora d'Ebre 1,700 km

Entrenaments Qualificatius 2

05/02/2017 10:15

Classificació (10:00 Temps) started at 10:24:43

posició	Nº	Nom	Millor Tm	Dif	Diferència	En volta	Club	classe
1	43	GARCIA CORREA, STEWARD	1:01.632			6	Independiente	Trofeu SM Road
2	21	DANIEL MARTINO, CARLOS MIQUEL	1:01.659	0.027	0.027	7	Esc. Osona	Trofeu SM Road
3	4	FORD DUNN, ANTHONY	1:02.235	0.603	0.576	7	Ctat. Albaida	Trofeu SM Road
4	54	CLIMENT BENAVENT, JORGE	1:04.241	2.609	2.006	4	Ctat. Albaida	Trofeu SM Road
5	121	PONS PUY, VICENT	1:05.563	3.931	1.322	5	Mc Móra d'Ebre	Trofeu SM Road
6	28	OLMOS SALES, JORGE	1:06.473	4.841	0.910	6	MC Carlet	Trofeu SM Road
7	297	BETRIAN NAVARRO, EDUARD	1:07.669	6.037	1.196	5	MC Circuit Móra	Trofeu SM Road
8	63	DIVRY, ALEXIS	1:07.826	6.194	0.157	3	P.M.B.	Trofeu SM Road
9	15	LOPEZ MORAGAS, JOSE	1:07.910	6.278	0.084	5	P.M.B.	Trofeu SM Road
10	97	CUBELLS ROIGE, ALBERT	1:10.656	9.024	2.746	6	MC Circuit Móra	Trofeu SM Road
11	92	PAREJA COMA, FERRAN	1:11.570	9.938	0.914	7	MC Circuit Móra	Trofeu SM Road
12	20	MONLLAU BEDOS, PAU	1:12.073	10.441	0.503	7	Mc Amposta	Trofeu SM Road
13	24	CAVALLER ALLES, JORDI	1:15.796	14.164	3.723	4	C.E.C. Alcarràs	Trofeu SM Road
14	27	DIEZ ASTIGARRAGA, ERLANTZ				0	Vallisoletano Mc.	Trofeu SM Road

Copa Catalana Supermotard - Mora d'Ebre

SM ROAD

Circuit de Mora d'Ebre 1,700 km

Entrenaments Qualificatius 2

05/02/2017 10:15

Classificació (10:00 Temps) started at 10:24:43

Lap	Lap Tm	Diff	Time of Day
(43) GARCIA CORREA, STEWARD			
1	1:10.513	+8.881	10:27:46.923
2	1:05.828	+4.196	10:28:52.751
3	1:05.063	+3.431	10:29:57.814
4	1:01.863	+0.231	10:30:59.677
5	1:04.739	+3.107	10:32:04.416
6	1:01.632		10:33:06.048
7	1:01.720	+0.088	10:34:07.768
8	1:01.751	+0.119	10:35:09.519

Lap	Lap Tm	Diff	Time of Day
(21) DANIEL MARTINO, CARLOS MIQUEL			
1	1:05.040	+3.381	10:26:59.955
2	1:04.898	+3.239	10:28:04.853
3	1:04.774	+3.115	10:29:09.627
4	1:03.142	+1.483	10:30:12.769
5	1:01.836	+0.177	10:31:14.605
6	1:01.791	+0.132	10:32:16.396
7	1:01.659		10:33:18.055
8	1:17.116	+15.457	10:34:35.171

Lap	Lap Tm	Diff	Time of Day
(4) FORD DUNN, ANTHONY			
1	1:05.728	+3.493	10:26:54.813
2	1:04.522	+2.287	10:27:59.335
3	1:06.023	+3.788	10:29:05.358
4	1:03.601	+1.366	10:30:08.959
5	1:07.109	+4.874	10:31:16.068
6	1:02.741	+0.506	10:32:18.809
7	1:02.235		10:33:21.044
8	1:14.681	+12.446	10:34:35.725
9	1:03.355	+1.120	10:35:39.080

Lap	Lap Tm	Diff	Time of Day
(54) CLIMENT BENAVENT, JORGE			
1	1:07.228	+2.987	10:27:15.538
2	1:04.804	+0.563	10:28:20.342
3	1:06.516	+2.275	10:29:26.858
4	1:04.241		10:30:31.099
5	1:05.138	+0.897	10:31:36.237
6	1:04.830	+0.589	10:32:41.067
7	1:06.335	+2.094	10:33:47.402
8	1:04.272	+0.031	10:34:51.674

Lap	Lap Tm	Diff	Time of Day
(121) PONS PUY, VICENT			
1	1:11.556	+5.993	10:27:15.453
2	1:08.227	+2.664	10:28:23.680
3	1:06.588	+1.025	10:29:30.268
4	1:07.494	+1.931	10:30:37.762
5	1:05.563		10:31:43.325
6	1:06.486	+0.923	10:32:49.811
7	1:08.750	+3.187	10:33:58.561
8	1:06.190	+0.627	10:35:04.751

Lap	Lap Tm	Diff	Time of Day
(28) OLMOS SALES, JORGE			
1	1:09.786	+3.313	10:27:20.278
2	1:07.459	+0.986	10:28:27.737
3	1:07.124	+0.651	10:29:34.861
4	1:19.582	+13.109	10:30:54.443
5	1:08.243	+1.770	10:32:02.686
6	1:06.473		10:33:09.159
7	1:41.249	+34.776	10:34:50.408

Lap	Lap Tm	Diff	Time of Day
(297) BETRIAN NAVARRO, EDUARD			
1	1:12.358	+4.689	10:28:34.858
2	1:10.110	+2.441	10:29:44.968
3	1:10.419	+2.750	10:30:55.387
4	1:09.912	+2.243	10:32:05.299

Lap	Lap Tm	Diff	Time of Day
5	1:07.669		10:33:12.968
6	1:11.721	+4.052	10:34:24.689
7	1:13.304	+5.635	10:35:37.993

Lap	Lap Tm	Diff	Time of Day
(63) DIVRY, ALEXIS			
1	1:12.123	+4.297	10:27:17.285
2	1:09.193	+1.367	10:28:26.478
3	1:07.826		10:29:34.304
4	1:11.192	+3.366	10:30:45.496
5	1:08.333	+0.507	10:31:53.829
6	1:11.536	+3.710	10:33:05.365
7	1:53.108	+45.282	10:34:58.473

Lap	Lap Tm	Diff	Time of Day
(15) LOPEZ MORAGAS, JOSE			
1	1:12.881	+4.971	10:29:11.057
2	1:09.885	+1.975	10:30:20.942
3	1:09.304	+1.394	10:31:30.246
4	1:08.677	+0.767	10:32:38.923
5	1:07.910		10:33:46.833
6	1:08.584	+0.674	10:34:55.417

Lap	Lap Tm	Diff	Time of Day
(97) CUBELLS ROIGE, ALBERT			
1	1:14.745	+4.089	10:29:27.057
2	1:13.214	+2.558	10:30:40.271
3	1:11.218	+0.562	10:31:51.489
4	1:10.675	+0.019	10:33:02.164
5	1:10.767	+0.111	10:34:12.931
6	1:10.656		10:35:23.587

Lap	Lap Tm	Diff	Time of Day
(92) PAREJA COMA, FERRAN			
1	1:33.950	+22.380	10:28:15.527
2	1:14.506	+2.936	10:29:30.033
3	1:16.371	+4.801	10:30:46.404
4	1:11.860	+0.290	10:31:58.264
5	1:12.042	+0.472	10:33:10.306
6	1:15.454	+3.884	10:34:25.760
7	1:11.570		10:35:37.330

Lap	Lap Tm	Diff	Time of Day
(20) MONLLAU BEDOS, PAU			
1	1:18.499	+6.426	10:27:50.368
2	1:15.799	+3.726	10:29:06.167
3	1:14.097	+2.024	10:30:20.264
4	1:13.898	+1.825	10:31:34.162
5	1:13.557	+1.484	10:32:47.719
6	1:12.556	+0.483	10:34:00.275
7	1:12.073		10:35:12.348

Lap	Lap Tm	Diff	Time of Day
(24) CAVALLER ALLES, JORDI			
1	1:17.383	+1.587	10:28:44.051
2	1:17.070	+1.274	10:30:01.121
3	1:17.563	+1.767	10:31:18.684
4	1:15.796		10:32:34.480
5	1:17.523	+1.727	10:33:52.003
6	1:16.042	+0.246	10:35:08.045