

Lliga Catalana Motocròs. Can Taule

Clasificado por mejor tiempo de vuelta

mxobert-mx1-mx2

Àrea del Motor Can Taule 1,500 km

Ent Cronometrats

16/11/2014 10:00

Práctica (25:00 Tiempo) iniciado a 9:57:41

Pos.	Nº Pilot	Mejor Tm	En Volta Club	PEC Categ
1	51 CASTRO ORTEGA, SERGIO	1:36.236	7 Mc. Segre	1 MX Obert
2	124 UBACH, SIMEO	1:36.690	13 Mc Baix Bergeda	1 MX 2
3	64 MONSONIS BALCELLS, OT	1:37.860	11 Mc. Segre	2 MX Obert
4	2 DIAZ LOPEZ, ALEIX	1:40.239	14 Mc. Segre	3 MX Obert
5	15 PERALES BOGUÑA, ANGEL	1:40.257	7 CE Pm Vilassar Dalt	2 MX 2
6	279 FERRER ENRIQUEZ, BIEL	1:41.665	11 Mc Sitges	3 MX 2
7	101 AGUILAR COROMINAS, JOAN	1:41.871	4 Mc St.Hilari	4 MX 2
8	22 GIRONA ROCA, ALBERT	1:42.140	11 Mc. Segre	5 MX 2
9	25 FONTANALS BENAVENT, MARC	1:43.121	11 Mc Cubelles	6 MX 2
10	94 ALTES BALLESTEROS, JOAN	1:43.216	7 Mc St.Celoni	7 MX 2
11	32 RODRIGUEZ PAGA, DAVID	1:43.676	5 Mc Amposta	1 MX 1
12	148 SOLER MULLOR, DANIEL	1:43.889	9 Amc Martorelles	2 MX 1
13	276 ROSELL ROMERO, JOAN DAVID	1:44.323	10 MC 3 Turons	8 MX 2
14	226 SEGU ROSA, XAVIER	1:44.795	12 Mc. Segre	3 MX 1
15	78 DARNE SELLABONA, BERNAT	1:45.713	12 Mc C. Empúries	4 MX 1
16	464 OTERO SAEZ, ROBERTO	1:45.788	12 CE Pm Vilassar Dalt	9 MX 2
17	119 CANALS GAYETE, ALEIX	1:45.957	8 Mc. Segre	10 MX 2
18	55 SOLE NABAU, DENIS	1:46.085	6 AM Montgai	5 MX 1
19	122 SUBIRATS ROYO, DANI	1:48.126	11 Mc. Roquetes	11 MX 2
20	37 NOGUERA BARALDES, DAVID	1:48.212	9 Mc Manresa	12 MX 2
21	172 UBACH, SALVADOR	1:48.482	14 Mc Baix Bergeda	13 MX 2
22	69 CANTO SORRIBAS, JORDI	1:49.551	4 Mc. Segre	6 MX 1
23	34 TORRES TRUJILLO, LUCAS	1:50.045	6 Terre. Almenar	14 MX 2
24	5 FONTANET CARBO, ISAAC	1:50.907	10 Mc Amposta	15 MX 2
25	40 DAUDEN SERRA, JOSE LUIS	1:51.015	3 Mc Amposta	16 MX 2
26	49 DIOS BELMONTE, FRANCISCO J.	1:51.464	9 MC 3 Turons	7 MX 1
27	33 NOGUERA BARALDES, RICARD	1:51.564	11 Mc Manresa	17 MX 2
28	75 CARRERA GARCIA, GUILLEM	1:51.792	11 Mc St.Celoni	18 MX 2
29	95 EXPOSITO RUIZ, ANTONIO	1:53.073	6 Mc. Segre	8 MX 1
30	65 CARBONELL LEIVA, RUBEN	1:53.216	10 Mc A.Selva Camp	19 MX 2
31	24 MARTINEZ, ANGEL	1:53.438	8 MC 3 Turons	9 MX 1
32	18 MARTINEZ CERRATO, ALBERTO	1:53.530	10 Mc P.Mafumet	10 MX 1
33	490 ETIENNE , FLORIAN	1:58.123	10 Independiente	20 MX 2
34	121 BARRAGAN RODRIGUEZ, EDGAR	1:59.633	8 Mc Foc i Fuego	11 MX 1
35	113 CALERO CHICHARRO, AIDA	2:07.848	4 Mc. Segre	21 MX 2

Lliga Catalana Motocròs. Can Taule

Clasificado por vueltas

mxobert-mx1-mx2

Àrea del Motor Can Taule 1,500 km

1a Cursa

16/11/2014 11:10

Carrera (20:00 y 2 Vueltas) iniciado a 11:19:11

Pos.	Nº	Nombre	Vueltas	Total Tº	En Vuelta	Mejor Tm Club	PEC Clase
1	51	CASTRO ORTEGA, SERGIO	15	24:52.917	2	1:36.888 Mc. Segre	1 MX Obert
2	124	UBACH, SIMEO	15	25:17.683	1	1:38.616 Mc Baix Bergeda	1 MX 2
3	64	MONSONIS BALCELLS, OT	15	25:21.066	1	1:38.537 Mc. Segre	2 MX Obert
4	2	DÍAZ LOPEZ, ALEIX	15	26:04.626	5	1:41.185 Mc. Segre	3 MX Obert
5	101	AGUILAR COROMINAS, JOAN	15	26:22.555	8	1:43.244 Mc St.Hilari	2 MX 2
6	276	ROSELL ROMERO, JOAN DAVID	15	26:26.371	15	1:42.329 MC 3 Turons	3 MX 2
7	279	FERRER ENRIQUEZ, BIEL	15	26:26.653	15	1:43.694 Mc Sitges	4 MX 2
8	32	RODRIGUEZ PAGA, DAVID	15	26:35.768	2	1:44.263 Mc Amposta	1 MX 1
9	25	FONTANALS BENAVENT, MARC	14	24:54.683	8	1:44.957 Mc Cubelles	5 MX 2
10	22	GIRONA ROCA, ALBERT	14	24:58.234	8	1:44.681 Mc. Segre	6 MX 2
11	94	ALTES BALLESTEROS, JOAN	14	24:58.249	3	1:45.028 Mc St.Celoni	7 MX 2
12	464	OTERO SAEZ, ROBERTO	14	25:08.112	6	1:45.538 CE Pm Vilassar D	8 MX 2
13	78	DARNE SELLABONA, BERNAT	14	25:09.844	2	1:45.446 Mc C. Empúries	2 MX 1
14	148	SOLER MULLOR, DANIEL	14	25:09.844	13	1:45.796 Amc Martorelles	3 MX 1
15	55	SOLE NABAU, DENIS	14	25:21.951	2	1:45.352 AM Montgai	4 MX 1
16	122	SUBIRATS ROYO, DANI	14	25:34.311	5	1:47.302 Mc. Roquetes	9 MX 2
17	37	NOGUERA BARALDES, DAVID	14	25:43.813	6	1:47.785 Mc Manresa	10 MX 2
18	119	CANALS GAYETE, ALEX	14	25:56.648	6	1:48.605 Mc. Segre	11 MX 2
19	226	SEGU ROSA, XAVIER	14	26:09.821	2	1:47.299 Mc. Segre	5 MX 1
20	65	CARBONELL LEIVA, RUBEN	14	26:11.436	13	1:49.465 Mc A.Selva Camç	12 MX 2
21	75	CARRERA GARCIA, GUILLEM	14	26:16.725	2	1:51.010 Mc St.Celoni	13 MX 2
22	33	NOGUERA BARALDES, RICARD	14	26:25.625	3	1:50.335 Mc Manresa	14 MX 2
23	5	FONTANET CARBO, ISAAC	14	26:25.950	2	1:50.781 Mc Amposta	15 MX 2
24	172	UBACH, SALVADOR	14	26:32.896	7	1:49.313 Mc Baix Bergeda	16 MX 2
25	34	TORRES TRUJILLO, LUCAS	14	26:49.667	2	1:47.511 Terre. Almenar	17 MX 2
26	49	DIOS BELMONTE, FRANCISCO J.	13	24:54.330	11	1:51.543 MC 3 Turons	6 MX 1
27	69	CANTO SORRIBAS, JORDI	13	24:55.052	2	1:48.449 Mc. Segre	7 MX 1
28	95	EXPOSITO RUIZ, ANTONIO	13	25:10.732	3	1:52.717 Mc. Segre	8 MX 1
29	24	MARTINEZ, ANGEL	13	25:27.331	2	1:53.108 MC 3 Turons	9 MX 1
30	490	ETIENNE , FLORIAN	13	26:13.962	4	1:55.995 Independiente	18 MX 2
31	113	CALERO CHICHARRO, AIDA	12	25:41.198	4	2:05.860 Mc. Segre	19 MX 2

No clasificado (75% = 11 Vueltas)

	121	BARRAGAN RODRIGUEZ, EDGAR	9	25:47.834	4	1:54.586 Mc Foc i Fuego	MX 1
NT	18	MARTINEZ CERRATO, ALBERTO	4	7:49.172	2	1:50.755 Mc P.Mafumet	NT MX 1
NT	15	PERALES BOGUÑA, ANGEL	3	5:10.937	3	1:41.941 CE Pm Vilassar D	NT MX 2
NE	40	DAUDEN SERRA, JOSE LUIS			0	Mc Amposta	NE MX 2

Margin of Victory	Avg. Speed	Best Lap Tm	Best Spd	Best Lap by
24.766	54,256	1:36.888	55,734	51 - CASTRO ORTEGA, SERGIO

Jefe de cronometraje Nando Ribé
Director de Carrera Ramon Augets



SEGUROS
Ges

Kawasaki

www.mylaps.com
Licenciado a: Nando.Crono

Lliga Catalana Motocròs. Can Taule

Vuelta a vuelta

mxobert-mx1-mx2

Àrea del Motor Can Taule 1,500 km

1a Cursa

16/11/2014 11:10

Carrera (20:00 y 2 Vueltas) iniciado a 11:19:11

Competidores		Vueltas															
		0	1	2	3	4	5	6	7	8	9	10	11	12	13	14	15
CASTRO ORTEGA, SERGIO (51)	1	51	51	51	51	51	51	51	51	51	51	51	51	51	51	51	51
UBACH, SIMEO (124)	2	124	124	64	64	64	64	64	64	64	64	64	64	64	124	124	124
SOLE NABAU, DENIS (55)	3	55	64	15	15	124	124	124	124	124	124	124	124	64	64	64	64
MONSONIS BALCELLS, OT (64)	4	64	15	32	32	32	2	2	2	2	2	2	2	2	2	2	2
FERRER ENRIQUEZ, BIEL (279)	5	279	32	55	124	2	32	101	101	101	101	101	101	101	101	101	101
GIRONA ROCA, ALBERT (22)	6	22	55	22	55	55	101	32	32	32	279	279	279	279	279	279	276
RODRIGUEZ PAGA, DAVID (32)	7	32	22	279	22	101	55	279	279	279	22	32	32	32	276	276	279
AGUILAR COROMINAS, JOAN (101)	8	101	279	124	279	279	279	22	22	22	32	22	276	276	32	32	32
TORRES TRUJILLO, LUCAS (34)	9	34	101	101	101	22	22	55	94	276	276	276	22	22	25	25	25
SUBIRATS ROYO, DANI (122)	10	122	2	2	2	94	94	94	276	94	94	94	94	25	22	22	22
PERALES BOGUÑA, ANGEL (15)	11	15	94	94	94	78	78	276	55	55	55	55	25	94	94	94	94
SOLER MULLOR, DANIEL (148)	12	148	34	78	78	148	276	78	78	25	25	25	78	464	464	464	464
OTERO SAEZ, ROBERTO (464)	13	464	78	34	148	276	148	25	25	78	78	78	464	78	78	78	78
BARRAGAN RODRIGUEZ, EDGAR (148)	14	121	148	148	34	25	25	148	148	148	148	464	148	148	148	148	148
ALTES BALLESTEROS, JOAN (94)	15	94	276	276	276	226	122	464	464	464	464	148	55	55	55	55	55
FONTANALS BENAVENT, MARC (25)	16	25	122	226	25	122	464	122	122	122	122	122	122	122	122	122	122
DIAZ LOPEZ, ALEIX (2)	17	2	226	122	226	464	226	37	37	37	37	37	37	37	37	37	37
DARNE SELLABONA, BERNAT (78)	18	78	25	25	122	37	37	226	226	119	119	119	119	119	119	119	119
DIOS BELMONTE, FRANCISCO J. (226)	19	49	33	37	37	33	33	33	119	226	226	226	226	226	226	226	226
EXPOSITO RUIZ, ANTONIO (95)	20	95	37	33	464	75	75	119	33	33	33	33	75	65	65	65	65
ROSELL ROMERO, JOAN DAVID (276)	21	276	75	464	33	119	119	75	75	75	75	75	65	75	75	75	75
CARRERA GARCIA, GUILLEM (75)	22	75	464	75	75	5	5	5	5	5	5	5	5	5	33	33	33
CANTO SORRIBAS, JORDI (69)	23	69	49	18	5	65	65	65	65	65	65	65	33	33	5	5	5
SEGU ROSA, XAVIER (226)	24	226	18	5	119	49	49	172	172	172	172	172	172	172	172	172	172
UBACH, SALVADOR (172)	25	172	5	49	65	172	172	49	49	49	34	34	34	34	34	34	34
FONTANET CARBO, ISAAC (5)	26	5	65	119	18	95	95	95	95	95	49	69	69	69	69	69	69
NOGUERA BARALDES, DAVID (37)	27	37	119	65	49	18	24	34	34	34	95	49	49	49	49	49	49
MARTINEZ, ANGEL (24)	28	24	95	95	95	24	490	24	69	69	69	95	95	95	95	95	95
CANALS GAYETE, ALEIX (119)	29	119	490	172	172	490	34	69	24	24	24	24	24	24	24	24	24
NOGUERA BARALDES, RICARD (34)	30	33	172	24	24	69	69	490	490	490	490	490	490	490	490	490	490
CALERO CHICHARRO, AIDA (113)	31	113	24	490	490	34	113	113	113	113	113	113	113	113	113	113	113
CARBONELL LEIVA, RUBEN (65)	32	65	113	113	69	113	121	121	121	121	121	121	121	121	121	121	121
MARTINEZ CERRATO, ALBERTO (121)	33	18	69	69	113	121	121	121	121	121	121	121	121	121	121	121	121
ETIENNE, FLORIAN (490)	34	490	121	121	121	121	121	121	121	121	121	121	121	121	121	121	121
-	35																

Lliga Catalana Motocròs. Can Taule

mxobert-mx1-mx2

Àrea del Motor Can Taule 1,500 km

1a Cursa

16/11/2014 11:10

Carrera (20:00 y 2 Vueltas) iniciado a 11:19:11

Lap	Lap Tm	Diff	Time of Day
(51) CASTRO ORTEGA, SERGIO			
1	1:36.905	+0.017	11:20:51.908
2	1:36.888		11:22:28.796
3	1:37.825	+0.937	11:24:06.621
4	1:37.253	+0.365	11:25:43.874
5	1:38.020	+1.132	11:27:21.894
6	1:38.924	+2.036	11:29:00.818
7	1:40.056	+3.168	11:30:40.874
8	1:40.718	+3.830	11:32:21.592
9	1:39.541	+2.653	11:34:01.133
10	1:39.165	+2.277	11:35:40.298
11	1:39.522	+2.634	11:37:19.820
12	1:41.627	+4.739	11:39:01.447
13	1:41.135	+4.247	11:40:42.582
14	1:41.157	+4.269	11:42:23.739
15	1:40.517	+3.629	11:44:04.256

Lap	Lap Tm	Diff	Time of Day
(124) UBACH, SIMEO			
1	1:38.616		11:20:53.708
2	1:55.098	+16.482	11:22:48.806
3	1:42.038	+3.422	11:24:30.844
4	1:39.704	+1.088	11:26:10.548
5	1:39.428	+0.812	11:27:49.976
6	1:38.939	+0.323	11:29:28.915
7	1:39.205	+0.589	11:31:08.120
8	1:40.186	+1.570	11:32:48.306
9	1:39.683	+1.067	11:34:27.989
10	1:39.732	+1.116	11:36:07.721
11	1:40.004	+1.388	11:37:47.725
12	1:39.028	+0.412	11:39:26.753
13	1:39.617	+1.001	11:41:06.370
14	1:40.391	+1.775	11:42:46.761
15	1:42.261	+3.645	11:44:29.022

Lap	Lap Tm	Diff	Time of Day
(64) MONSONIS BALCELLS, OT			
1	1:38.537		11:20:53.835
2	1:38.761	+0.224	11:22:32.596
3	1:39.629	+1.092	11:24:12.225
4	1:39.623	+1.086	11:25:51.848
5	1:40.297	+1.760	11:27:32.145
6	1:40.934	+2.397	11:29:13.079
7	1:42.421	+3.884	11:30:55.500
8	1:41.124	+2.587	11:32:36.624
9	1:41.047	+2.510	11:34:17.671
10	1:43.152	+4.615	11:36:00.823
11	1:41.751	+3.214	11:37:42.574
12	1:42.334	+3.797	11:39:24.908
13	1:43.469	+4.932	11:41:08.377
14	1:42.119	+3.582	11:42:50.496
15	1:41.909	+3.372	11:44:32.405

Lap	Lap Tm	Diff	Time of Day
(2) DIAZ LOPEZ, ALEIX			
1	1:47.620	+6.435	11:21:03.586
2	1:45.646	+4.461	11:22:49.232
3	1:44.994	+3.809	11:24:34.226
4	1:42.026	+0.841	11:26:16.252
5	1:41.185		11:27:57.437
6	1:42.739	+1.554	11:29:40.176
7	1:42.410	+1.225	11:31:22.586
8	1:42.485	+1.300	11:33:05.071
9	1:42.640	+1.455	11:34:47.711
10	1:43.400	+2.215	11:36:31.111
11	1:43.628	+2.443	11:38:14.739
12	1:43.510	+2.325	11:39:58.249
13	1:46.226	+5.041	11:41:44.475

Lap	Lap Tm	Diff	Time of Day
14	1:44.982	+3.797	11:43:29.457
15	1:46.508	+5.323	11:45:15.965

Lap	Lap Tm	Diff	Time of Day
(101) AGUILAR COROMINAS, JOAN			
1	1:47.358	+4.114	11:21:02.955
2	1:46.129	+2.885	11:22:49.084
3	1:44.861	+1.617	11:24:33.945
4	1:44.397	+1.153	11:26:18.342
5	1:43.348	+0.104	11:28:01.690
6	1:43.898	+0.654	11:29:45.588
7	1:43.430	+0.186	11:31:29.018
8	1:43.244		11:33:12.262
9	1:43.842	+0.598	11:34:56.104
10	1:44.445	+1.201	11:36:40.549
11	1:45.908	+2.664	11:38:26.457
12	1:44.961	+1.717	11:40:11.418
13	1:45.491	+2.247	11:41:56.909
14	1:48.046	+4.802	11:43:44.955
15	1:48.939	+5.695	11:45:33.894

Lap	Lap Tm	Diff	Time of Day
(276) ROSELL ROMERO, JOAN DAVID			
1	1:51.826	+9.497	11:21:08.007
2	1:47.415	+5.086	11:22:55.422
3	1:46.752	+4.423	11:24:42.174
4	1:46.253	+3.924	11:26:28.427
5	1:44.046	+1.717	11:28:12.473
6	1:43.804	+1.475	11:29:56.277
7	1:44.763	+2.434	11:31:41.040
8	1:44.598	+2.269	11:33:25.638
9	1:44.254	+1.925	11:35:09.892
10	1:44.379	+2.050	11:36:54.271
11	1:46.189	+3.860	11:38:40.460
12	1:45.717	+3.388	11:40:26.177
13	1:44.850	+2.521	11:42:11.027
14	1:44.354	+2.025	11:43:55.381
15	1:42.329		11:45:37.710

Lap	Lap Tm	Diff	Time of Day
(279) FERRER ENRIQUEZ, BIEL			
1	1:47.592	+3.898	11:21:02.944
2	1:45.400	+1.706	11:22:48.344
3	1:45.098	+1.404	11:24:33.442
4	1:45.787	+2.093	11:26:19.229
5	1:45.741	+2.047	11:28:04.970
6	1:45.275	+1.581	11:29:50.245
7	1:44.455	+0.761	11:31:34.700
8	1:45.065	+1.371	11:33:19.765
9	1:45.093	+1.399	11:35:04.858
10	1:46.132	+2.438	11:36:50.990
11	1:45.646	+1.952	11:38:36.636
12	1:46.977	+3.283	11:40:23.613
13	1:46.309	+2.615	11:42:09.922
14	1:44.376	+0.682	11:43:54.298
15	1:43.694		11:45:37.992

Lap	Lap Tm	Diff	Time of Day
(32) RODRIGUEZ PAGA, DAVID			
1	1:44.855	+0.592	11:21:00.416
2	1:44.263		11:22:44.679
3	1:45.212	+0.949	11:24:29.891
4	1:45.854	+1.591	11:26:15.745
5	1:45.355	+1.092	11:28:01.100
6	1:45.638	+1.375	11:29:46.738
7	1:46.097	+1.834	11:31:32.835
8	1:46.120	+1.857	11:33:18.955
9	1:47.946	+3.683	11:35:06.901
10	1:46.203	+1.940	11:36:53.104
11	1:46.376	+2.113	11:38:39.480

Lap	Lap Tm	Diff	Time of Day
12	1:45.473	+1.210	11:40:24.953
13	1:47.889	+3.626	11:42:12.842
14	1:45.419	+1.156	11:43:58.261
15	1:48.846	+4.583	11:45:47.107

Lap	Lap Tm	Diff	Time of Day
(25) FONTANALS BENAVENT, MARC			
1	1:53.274	+8.317	11:21:09.236
2	1:47.639	+2.682	11:22:56.875
3	1:45.507	+0.550	11:24:42.382
4	1:46.663	+1.706	11:26:29.045
5	1:46.579	+1.622	11:28:15.624
6	1:45.205	+0.248	11:30:00.829
7	1:45.550	+0.593	11:31:46.379
8	1:44.957		11:33:31.336
9	1:45.223	+0.266	11:35:16.559
10	1:45.764	+0.807	11:37:02.323
11	1:46.226	+1.269	11:38:48.549
12	1:46.057	+1.100	11:40:34.606
13	1:45.373	+0.416	11:42:19.979
14	1:46.043	+1.086	11:44:06.022

Lap	Lap Tm	Diff	Time of Day
(22) GIRONA ROCA, ALBERT			
1	1:46.889	+2.208	11:21:02.422
2	1:45.333	+0.652	11:22:47.755
3	1:45.106	+0.425	11:24:32.861
4	1:47.217	+2.536	11:26:20.078
5	1:46.340	+1.659	11:28:06.418
6	1:44.984	+0.303	11:29:51.402
7	1:44.971	+0.290	11:31:36.373
8	1:44.681		11:33:21.054
9	1:45.062	+0.381	11:35:06.116
10	1:47.334	+2.653	11:36:53.450
11	1:51.472	+6.791	11:38:44.922
12	1:47.740	+3.059	11:40:32.662
13	1:48.809	+4.128	11:42:21.471
14	1:48.102	+3.421	11:44:09.573

Lap	Lap Tm	Diff	Time of Day
(94) ALTES BALLESTEROS, JOAN			
1	1:49.015	+3.987	11:21:04.971
2	1:45.567	+0.539	11:22:50.538
3	1:45.028		11:24:35.566
4	1:45.570	+0.542	11:26:21.136
5	1:46.065	+1.037	11:28:07.201
6	1:47.145	+2.117	11:29:54.346
7	1:46.070	+1.042	11:31:40.416
8	1:46.989	+1.961	11:33:27.405
9	1:46.782	+1.754	11:35:14.187
10	1:46.650	+1.622	11:37:00.837
11	1:46.839	+1.811	11:38:47.676
12	1:47.826	+2.798	11:40:35.502
13	1:46.929	+1.901	11:42:22.431
14	1:47.157	+2.129	11:44:09.588

Lap	Lap Tm	Diff	Time of Day
(464) OTERO SAEZ, ROBERTO			
1	1:56.701	+11.163	11:21:12.494
2	1:48.340	+2.802	11:23:00.834
3	1:46.156	+0.618	11:24:46.990
4	1:46.776	+1.238	11:26:33.766
5	1:46.409	+0.871	11:28:20.175
6	1:45.538		11:30:05.713
7	1:46.345	+0.807	11:31:52.058
8	1:47.329	+1.791	11:33:39.387
9	1:46.692	+1.154	11:35:26.079
10	1:45.839	+0.301	11:37:11.918
11	1:45.880	+0.342	11:38:57.798
12	1:48.243	+2.705	11:40:46.041

Lliga Catalana Motocròs. Can Taule

mxobert-mx1-mx2

Àrea del Motor Can Taule 1,500 km

1a Cursa

16/11/2014 11:10

Carrera (20:00 y 2 Vueltas) iniciado a 11:19:11

Lap	Lap Tm	Diff	Time of Day
3	1:48.141	+0.630	11:24:41.829
4	2:38.302	+50.791	11:27:20.131
5	1:48.369	+0.858	11:29:08.500
6	1:50.541	+3.030	11:30:59.041
7	1:51.336	+3.825	11:32:50.377
8	1:51.053	+3.542	11:34:41.430
9	1:49.859	+2.348	11:36:31.289
10	1:50.614	+3.103	11:38:21.903
11	1:52.721	+5.210	11:40:14.624
12	1:53.761	+6.250	11:42:08.385
13	1:52.970	+5.459	11:44:01.355
14	1:59.651	+12.140	11:46:01.006

(49) DIOS BELMONTE, FRANCISCO J.

1	1:58.485	+6.942	11:21:14.545
2	1:53.393	+1.850	11:23:07.938
3	1:53.777	+2.234	11:25:01.715
4	1:52.691	+1.148	11:26:54.406
5	1:54.377	+2.834	11:28:48.783
6	1:52.881	+1.338	11:30:41.664
7	1:56.581	+5.038	11:32:38.245
8	1:56.884	+5.341	11:34:35.129
9	1:57.542	+5.999	11:36:32.671
10	1:56.061	+4.518	11:38:28.732
11	1:51.543		11:40:20.275
12	1:53.614	+2.071	11:42:13.889
13	1:51.780	+0.237	11:44:05.669

(69) CANTO SORRIBAS, JORDI

1	2:36.303	+47.854	11:21:52.640
2	1:48.449		11:23:41.089
3	1:48.570	+0.121	11:25:29.659
4	1:49.775	+1.326	11:27:19.434
5	1:51.330	+2.881	11:29:10.764
6	1:51.932	+3.483	11:31:02.696
7	1:50.772	+2.323	11:32:53.468
8	1:50.118	+1.669	11:34:43.586
9	1:51.112	+2.663	11:36:34.698
10	1:53.534	+5.085	11:38:28.232
11	1:51.944	+3.495	11:40:20.176
12	1:53.443	+4.994	11:42:13.619
13	1:52.772	+4.323	11:44:06.391

(95) EXPOSITO RUIZ, ANTONIO

1	2:02.751	+10.034	11:21:18.907
2	1:52.961	+0.244	11:23:11.868
3	1:52.717		11:25:04.585
4	1:55.095	+2.378	11:26:59.680
5	1:52.869	+0.152	11:28:52.549
6	1:54.842	+2.125	11:30:47.391
7	1:54.200	+1.483	11:32:41.591
8	1:55.595	+2.878	11:34:37.186
9	1:56.133	+3.416	11:36:33.319
10	1:57.308	+4.591	11:38:30.627
11	1:57.181	+4.464	11:40:27.808
12	1:57.025	+4.308	11:42:24.833
13	1:57.238	+4.521	11:44:22.071

(24) MARTINEZ, ANGEL

1	2:03.884	+10.776	11:21:20.568
2	1:53.108		11:23:13.676
3	1:55.779	+2.671	11:25:09.455
4	1:56.713	+3.605	11:27:06.168
5	1:57.627	+4.519	11:29:03.795
6	1:58.587	+5.479	11:31:02.382
7	1:56.478	+3.370	11:32:58.860

Lap	Lap Tm	Diff	Time of Day
8	1:56.463	+3.355	11:34:55.323
9	1:55.908	+2.800	11:36:51.231
10	1:59.198	+6.090	11:38:50.429
11	1:56.900	+3.792	11:40:47.329
12	1:54.950	+1.842	11:42:42.279
13	1:56.391	+3.283	11:44:38.670

(490) ETIENNE, FLORIAN

1	2:02.253	+6.258	11:21:20.062
2	1:56.065	+0.070	11:23:16.127
3	1:56.088	+0.093	11:25:12.215
4	1:55.995		11:27:08.210
5	1:56.902	+0.907	11:29:05.112
6	1:59.719	+3.724	11:31:04.831
7	1:56.246	+0.251	11:33:01.077
8	2:00.524	+4.529	11:35:01.601
9	2:10.832	+14.837	11:37:12.433
10	2:04.344	+8.349	11:39:16.777
11	2:05.102	+9.107	11:41:21.879
12	2:00.292	+4.297	11:43:22.171
13	2:03.130	+7.135	11:45:25.301

(113) CALERO CHICHARRO, AIDA

1	2:10.436	+4.576	11:21:27.530
2	2:06.578	+0.718	11:23:34.108
3	2:06.028	+0.168	11:25:40.136
4	2:05.860		11:27:45.996
5	2:10.165	+4.305	11:29:56.161
6	2:07.870	+2.010	11:32:04.031
7	2:07.048	+1.188	11:34:11.079
8	2:07.177	+1.317	11:36:18.256
9	2:08.144	+2.284	11:38:26.400
10	2:09.380	+3.520	11:40:35.780
11	2:08.022	+2.162	11:42:43.802
12	2:08.735	+2.875	11:44:52.537

(121) BARRAGAN RODRIGUEZ, EDGAR

1	3:11.563	+1:16.977	11:22:27.372
2	8:26.158	+6:31.572	11:30:53.530
3	1:59.130	+4.544	11:32:52.660
4	1:54.586		11:34:47.246
5	2:01.769	+7.183	11:36:49.015
6	2:04.274	+9.688	11:38:53.289
7	2:00.192	+5.606	11:40:53.481
8	2:01.089	+6.503	11:42:54.570
9	2:04.603	+10.017	11:44:59.173

(18) MARTINEZ CERRATO, ALBERTO

1	1:59.125	+8.370	11:21:16.544
2	1:50.755		11:23:07.299
3	1:54.172	+3.417	11:25:01.471
4	1:59.040	+8.285	11:27:00.511

(15) PERALES BOGUÑA, ANGEL

1	1:42.381	+0.440	11:20:58.136
2	1:42.199	+0.258	11:22:40.335
3	1:41.941		11:24:22.276

Jefe de cronometraje Nando Ribé

Director de Carrera Ramon Augets

Orbits



SEGUROS
Ges

Kawasaki

www.mylaps.com
Licenciado a: Nando.Crono

Lliga Catalana Motocròs. Can Taule

Clasificado por vueltas

mxobert-mx1-mx2

Àrea del Motor Can Taule 1,500 km

2a Cursa

16/11/2014 12:15

Carrera (20:00 y 2 Vueltas) iniciado a 12:31:52

Pos.	Nº	Nombre	Vueltas	Total Tº	En Vuelta	Mejor Tm Club	PEC	Clase
1	51	CASTRO ORTEGA, SERGIO	14	23:21.313	6	1:36.909 Mc. Segre	1	MX Obert
2	64	MONSONIS BALCELLS, OT	14	24:09.541	3	1:40.495 Mc. Segre	2	MX Obert
3	2	DIAZ LOPEZ, ALEIX	14	24:29.693	6	1:42.402 Mc. Segre	3	MX Obert
4	15	PERALES BOGUÑA, ANGEL	14	24:42.811	3	1:43.737 CE Pm Vilassar D	1	MX 2
5	101	AGUILAR COROMINAS, JOAN	14	24:47.985	5	1:43.779 Mc St.Hilari	2	MX 2
6	32	RODRIGUEZ PAGA, DAVID	14	24:51.369	10	1:44.888 Mc Amposta	1	MX 1
7	279	FERRER ENRIQUEZ, BIEL	14	24:57.877	4	1:44.938 Mc Sitges	3	MX 2
8	276	ROSELL ROMERO, JOAN DAVID	14	25:08.949	4	1:44.988 MC 3 Turons	4	MX 2
9	94	ALTES BALLESTEROS, JOAN	13	23:25.751	3	1:46.381 Mc St.Celoni	5	MX 2
10	22	GIRONA ROCA, ALBERT	13	23:33.221	10	1:45.285 Mc. Segre	6	MX 2
11	55	SOLE NABAU, DENIS	13	23:34.716	2	1:46.769 AM Montgai	2	MX 1
12	78	DARNE SELLABONA, BERNAT	13	23:37.461	6	1:47.343 Mc C. Empúries	3	MX 1
13	34	TORRES TRUJILLO, LUCAS	13	23:43.944	10	1:47.671 Terre. Almenar	7	MX 2
14	25	FONTANALS BENAVENT, MARC	13	23:46.568	5	1:46.093 Mc Cubelles	8	MX 2
15	122	SUBIRATS ROYO, DANI	13	23:58.564	8	1:47.878 Mc. Roquetes	9	MX 2
16	148	SOLER MULLOR, DANIEL	13	23:59.444	3	1:48.183 Amc Martorelles	4	MX 1
17	226	SEGU ROSA, XAVIER	13	23:59.749	13	1:46.231 Mc. Segre	5	MX 1
18	69	CANTO SORRIBAS, JORDI	13	24:06.867	4	1:48.817 Mc. Segre	6	MX 1
19	37	NOGUERA BARALDES, DAVID	13	24:07.334	11	1:48.796 Mc Manresa	10	MX 2
20	119	CANALS GAYETA, ALEIX	13	24:34.718	5	1:50.295 Mc. Segre	11	MX 2
21	75	CARRERA GARCIA, GUILLEM	13	24:44.926	6	1:51.768 Mc St.Celoni	12	MX 2
22	33	NOGUERA BARALDES, RICARD	13	24:47.178	9	1:52.003 Mc Manresa	13	MX 2
23	464	OTERO SAEZ, ROBERTO	13	25:03.318	5	1:51.387 CE Pm Vilassar D	14	MX 2
24	95	EXPOSITO RUIZ, ANTONIO	13	25:06.440	6	1:53.864 Mc. Segre	7	MX 1
25	49	DIOS BELMONTE, FRANCISCO J.	13	25:06.570	8	1:52.564 MC 3 Turons	8	MX 1
26	5	FONTANET CARBO, ISAAC	13	25:25.665	4	1:51.507 Mc Amposta	15	MX 2
27	24	MARTINEZ, ANGEL	12	23:39.274	3	1:54.988 MC 3 Turons	9	MX 1
28	65	CARBONELL LEIVA, RUBEN	12	24:40.744	8	1:51.399 Mc A.Selva Camç	16	MX 2
29	490	ETIENNE , FLORIAN	12	25:04.797	3	1:58.278 Independiente	17	MX 2
30	121	BARRAGAN RODRIGUEZ, EDGAR	11	23:32.353	2	1:57.009 Mc Foc i Fuego	10	MX 1
31	113	CALERO CHICHARRO, AIDA	11	23:44.657	3	2:05.831 Mc. Segre	18	MX 2

No clasificado (75% = 10 Vueltas)

NT	124	UBACH, SIMEO	13	21:54.284	5	1:39.272 Mc Baix Bergeda	NT	MX 2
NT	172	UBACH, SALVADOR	2	4:08.679	2	1:55.048 Mc Baix Bergeda	NT	MX 2
NT	18	MARTINEZ CERRATO, ALBERTO		5.145	0	Mc P.Mafumet	NT	MX 1
NE	40	DAUDEN SERRA, JOSE LUIS			0	Mc Amposta	NE	MX 2

Margin of Victory	Avg. Speed	Best Lap Tm	Best Spd	Best Lap by
48.228	53,949	1:36.909	55,722	51 - CASTRO ORTEGA, SERGIO

Jefe de cronometraje Nando Ribé
Director de Carrera Ramon Augets



SEGUROS
Ges

Kawasaki

www.mylaps.com
Licenciado a: Nando.Crono

Orbits

Lliga Catalana Motocròs. Can Taule

Vuelta a vuelta

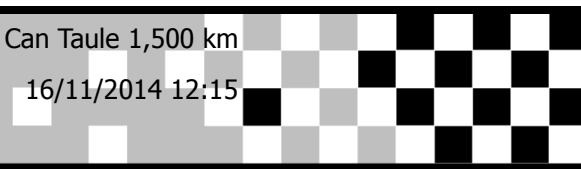
mxobert-mx1-mx2

Àrea del Motor Can Taule 1,500 km

2a Cursa

16/11/2014 12:15

Carrera (20:00 y 2 Vueltas) iniciado a 12:31:52



Competidores	Vueltas															
		0	1	2	3	4	5	6	7	8	9	10	11	12	13	14
CASTRO ORTEGA, SERGIO (51)	1	51	124	124	124	124	124	51	51	51	51	51	51	51	51	51
MONSONIS BALCELLS, OT (64)	2	64	15	51	51	51	51	124	124	124	124	124	124	124	124	64
UBACH, SIMEO (124)	3	124	279	15	15	2	64	64	64	64	64	64	64	64	64	2
DÍAZ LOPEZ, ALEIX (2)	4	2	2	2	2	64	2	2	2	2	2	2	2	2	2	15
RODRIGUEZ PAGA, DAVID (32)	5	32	32	279	64	15	15	15	15	15	15	15	15	15	15	101
ALTES BALLESTEROS, JOAN (94)	6	94	51	32	279	279	101	101	101	101	101	101	101	101	101	32
FERRER ENRIQUEZ, BIEL (279)	7	279	101	64	101	101	279	279	279	279	279	32	32	32	32	279
PERALES BOGUÑA, ANGEL (15)	8	15	55	101	32	32	32	32	32	32	32	279	279	279	279	276
TORRES TRUJILLO, LUCAS (34)	9	34	34	55	55	55	276	276	276	276	276	276	276	276	276	276
AGUILAR COROMINAS, JOAN (101)	10	101	64	34	94	276	55	94	94	94	94	94	94	94	94	94
SOLER MULLOR, DANIEL (148)	11	148	94	276	276	94	94	55	55	55	55	55	55	55	55	22
DARNE SELLABONA, BERNAT (78)	12	78	78	94	34	78	78	78	78	78	78	78	78	78	78	55
GIRONA ROCA, ALBERT (22)	13	22	276	78	78	34	34	34	34	34	34	34	22	22	22	78
CARRERA GARCIA, GUILLEM (75)	14	75	148	25	148	148	148	122	122	122	22	22	34	34	34	34
SOLE NABAU, DENIS (55)	15	55	122	148	122	122	122	148	148	22	122	25	25	25	25	25
DIOS BELMONTE, FRANCISCO J. (4)	16	49	25	122	226	226	226	226	22	25	25	122	122	122	122	122
SEGU ROSA, XAVIER (226)	17	226	75	226	69	69	69	22	226	226	148	148	148	148	148	148
EXPOSITO RUIZ, ANTONIO (95)	18	95	226	69	37	22	22	25	25	148	148	69	226	226	226	226
CANTO SORRIBAS, JORDI (69)	19	69	69	75	75	37	25	69	69	69	69	226	69	69	69	69
NOGUERA BARALDES, RICARD (33)	20	33	5	37	25	25	37	37	37	37	37	37	37	37	37	37
ROSELL ROMERO, JOAN DAVID (21)	21	276	49	5	22	75	75	75	119	119	119	119	119	119	119	119
FONTANET CARBO, ISAAC (5)	22	5	37	33	5	5	119	119	75	75	75	33	33	75	75	75
SUBIRATS ROYO, DANI (122)	23	122	33	119	33	119	5	5	5	5	33	75	75	33	33	33
OTERO SAEZ, ROBERTO (464)	24	464	95	49	119	33	33	33	33	33	5	5	5	464	464	464
BARRAGAN RODRIGUEZ, EDGAR (25)	25	121	119	22	49	464	464	464	464	464	65	464	464	5	95	95
FONTANALS BENAVENT, MARC (25)	26	25	24	95	464	49	49	95	95	65	464	49	95	95	95	49
CALERO CHICHARRO, AIDA (113)	27	113	464	464	95	95	95	49	65	95	95	95	49	49	49	5
MARTINEZ CERRATO, ALBERTO (1)	28	18	65	24	65	65	65	65	49	49	49	24	24	24	24	24
UBACH, SALVADOR (172)	29	172	121	65	24	24	24	24	24	24	24	490	65	65	65	65
NOGUERA BARALDES, DAVID (37)	30	37	490	172	121	490	490	490	490	490	490	65	490	490	490	490
CANALS GAYETE, ALEIX (119)	31	119	22	121	490	121	121	121	121	121	121	121	121	121	121	121
CARBONELL LEIVA, RUBEN (65)	32	65	172	490	113	113	113	113	113	113	113	113	113	113	113	113
ETIENNE, FLORIAN (490)	33	490	113	113												
MARTINEZ, ANGEL (24)	34	24														
-	35															

Lliga Catalana Motocròs. Can Taule

mxobert-mx1-mx2

Àrea del Motor Can Taule 1,500 km

2a Cursa

16/11/2014 12:15

Carrera (20:00 y 2 Vueltas) iniciado a 12:31:52

Lap	Lap Tm	Diff	Time of Day
12	1:59.709	+8.202	12:55:03.918
13	2:14.711	+23.204	12:57:18.629

(24) MARTINEZ, ANGEL

1	2:01.746	+6.758	12:34:02.108
2	1:56.530	+1.542	12:35:58.638
3	1:54.988		12:37:53.626
4	1:58.397	+3.409	12:39:52.023
5	1:58.085	+3.097	12:41:50.108
6	1:58.328	+3.340	12:43:48.436
7	1:56.317	+1.329	12:45:44.753
8	1:57.667	+2.679	12:47:42.420
9	1:57.908	+2.920	12:49:40.328
10	1:57.385	+2.397	12:51:37.713
11	1:57.809	+2.821	12:53:35.522
12	1:56.716	+1.728	12:55:32.238

(65) CARBONELL LEIVA, RUBEN

1	2:06.598	+15.199	12:34:05.324
2	1:54.001	+2.602	12:35:59.325
3	1:53.593	+2.194	12:37:52.918
4	1:53.084	+1.685	12:39:46.002
5	1:53.800	+2.401	12:41:39.802
6	1:55.758	+4.359	12:43:35.560
7	1:54.061	+2.662	12:45:29.621
8	1:51.399		12:47:21.020
9	1:51.996	+0.597	12:49:13.016
10	3:31.362	+1:39.963	12:52:44.378
11	1:54.703	+3.304	12:54:39.081
12	1:54.627	+3.228	12:56:33.708

(490) ETIENNE, FLORIAN

1	2:07.244	+8.966	12:34:06.346
2	1:58.313	+0.035	12:36:04.659
3	1:58.278		12:38:02.937
4	1:58.374	+0.096	12:40:01.311
5	2:00.480	+2.202	12:42:01.791
6	2:01.744	+3.466	12:44:03.535
7	2:08.585	+10.307	12:46:12.120
8	2:14.016	+15.738	12:48:26.136
9	2:08.701	+10.423	12:50:34.837
10	2:02.078	+3.800	12:52:36.915
11	2:11.086	+12.808	12:54:48.001
12	2:09.760	+11.482	12:56:57.761

(121) BARRAGAN RODRIGUEZ, EDGAR

1	2:07.602	+10.593	12:34:05.560
2	1:57.009		12:36:02.569
3	1:59.394	+2.385	12:38:01.963
4	2:03.557	+6.548	12:40:05.520
5	2:05.366	+8.357	12:42:10.886
6	2:09.803	+12.794	12:44:20.689
7	2:08.268	+11.259	12:46:28.957
8	2:32.156	+35.147	12:49:01.113
9	2:05.720	+8.711	12:51:06.833
10	2:08.371	+11.362	12:53:15.204
11	2:10.113	+13.104	12:55:25.317

(113) CALERO CHICHARRO, AIDA

1	2:14.851	+9.020	12:34:12.914
2	2:06.746	+0.915	12:36:19.660
3	2:05.831		12:38:25.491
4	2:08.159	+2.328	12:40:33.650
5	2:09.365	+3.534	12:42:43.015
6	2:11.232	+5.401	12:44:54.247
7	2:06.728	+0.897	12:47:00.975

Lap	Lap Tm	Diff	Time of Day
8	2:09.562	+3.731	12:49:10.537
9	2:09.637	+3.806	12:51:20.174
10	2:07.632	+1.801	12:53:27.806
11	2:09.815	+3.984	12:55:37.621

(124) UBACH, SIMEO

1	1:40.605	+1.333	12:33:37.264
2	1:39.751	+0.479	12:35:17.015
3	1:39.394	+0.122	12:36:56.409
4	1:39.990	+0.718	12:38:36.399
5	1:39.272		12:40:15.671
6	1:40.292	+1.020	12:41:55.963
7	1:40.023	+0.751	12:43:35.986
8	1:42.216	+2.944	12:45:18.202
9	1:41.223	+1.951	12:46:59.425
10	1:42.061	+2.789	12:48:41.486
11	1:42.420	+3.148	12:50:23.906
12	1:41.645	+2.373	12:52:05.551
13	1:41.697	+2.425	12:53:47.248

(172) UBACH, SALVADOR

1	2:08.437	+13.389	12:34:06.595
2	1:55.048		12:36:01.643

Jefe de cronometraje Nando Ribé

Director de Carrera Ramon Augets



SEGUROS
Ges

Kawasaki

www.mylaps.com
Licenciado a: Nando.Crono

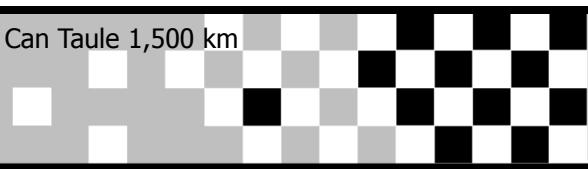
Página 3/3

Lliga Catalana Motocròs. Can Taule

mxobert-mx1-mx2

Àrea del Motor Can Taule 1,500 km

FI NALS MXOBERT-MX1-MX2



Posició	Nº	Nombre	Total puntos	RACE 1	RACE 2	Categ	Llicencia	Club
MX 1								
1	32	RODRIGUEZ PAGA, DAVID	50	25	25	MX 1	863723-T	Mc Amposta
2	78	DARNE SELLABONA, BERNAT	42	22	20	MX 1	128104-GI	Mc C. Empúries
3	55	SOLE NABAU, DENIS	40	18	22	MX 1	865271-L	AM Montgai
4	148	SOLER MULLOR, DANIEL	38	20	18	MX 1	127811-B	Amc Martorelles
5	226	SEGU ROSA, XAVIER	32	16	16	MX 1	127138-T	Mc. Segre
6	69	CANTO SORRIBAS, JORDI	29	14	15	MX 1	127117-B	Mc. Segre
7	49	DIOS BELMONTE, FRANCISCO J.	28	15	13	MX 1	866599-B	MC 3 Turons
8	95	EXPOSITO RUIZ, ANTONIO	27	13	14	MX 1	127586-B	Mc. Segre
9	24	MARTINEZ, ANGEL	24	12	12	MX 1	866598-B	MC 3 Turons
10	121	BARRAGAN RODRIGUEZ, EDGAR	11	0	11	MX 1	128321-B	Mc Foc i Fuego
11	18	MARTINEZ CERRATO, ALBERTO	0	0	0	MX 1	863653-T	Mc P.Mafumet
MX 2								
1	101	AGUILAR COROMINAS, JOAN	44	22	22	MX 2	865930-GI	Mc St.Hilari
2	279	FERRER ENRIQUEZ, BIEL	38	18	20	MX 2	127852-B	Mc Sitges
3	276	ROSELL ROMERO, JOAN DAVID	38	20	18	MX 2	127046-B	MC 3 Turons
4	94	ALTES BALLESTEROS, JOAN	30	14	16	MX 2	127259-B	Mc St.Celoni
5	22	GIRONA ROCA, ALBERT	30	15	15	MX 2	127052-T	Mc. Segre
6	25	FONTANALS BENAVENT, MARC	29	16	13	MX 2	127085-B	Mc Cubelles
7	15	PERALES BOGUÑA, ANGEL	25	0	25	MX 2	127212-B	CE Pm Vilassar Dalt
8	124	UBACH, SIMEO	25	25	0	MX 2	127490-B	Mc Baix Bergeda
9	122	SUBIRATS ROYO, DANI	24	12	12	MX 2	127116-T	Mc. Roquetes
10	37	NOGUERA BARALDES, DAVID	22	11	11	MX 2	863858-B	Mc Manresa
11	464	OTERO SAEZ, ROBERTO	20	13	7	MX 2	127258-B	CE Pm Vilassar Dalt
12	119	CANALS GAYETE, ALEIX	20	10	10	MX 2	127396-B	Mc. Segre
13	34	TORRES TRUJILLO, LUCAS	18	4	14	MX 2	863888-L	Terre. Almenar
14	75	CARRERA GARCIA, GUILLEM	17	8	9	MX 2	127315-B	Mc St.Celoni
15	33	NOGUERA BARALDES, RICARD	15	7	8	MX 2	863857-B	Mc Manresa
16	65	CARBONELL LEIVA, RUBEN	14	9	5	MX 2	865237-T	Mc A.Selva Camp
17	5	FONTANET CARBO, ISAAC	12	6	6	MX 2	127771-T	Mc Amposta
18	490	ETIENNE , FLORIAN	7	3	4	MX 2	127352-GI	Independiente
19	113	CALERO CHICHARRO, AIDA	5	2	3	MX 2	127032-B	Mc. Segre
20	172	UBACH, SALVADOR	5	5	0	MX 2	127491-B	Mc Baix Bergeda
21	40	DAUDEN SERRA, JOSE LUIS	0	0	0	MX 2	127167-T	Mc Amposta
MX Obert								
1	51	CASTRO ORTEGA, SERGIO	50	25	25	MX Obert	127090-L	Mc. Segre
2	64	MONSONIS BALCELLS, OT	44	22	22	MX Obert	127351-B	Mc. Segre
3	2	DIAZ LOPEZ, ALEIX	40	20	20	MX Obert	127130-B	Mc. Segre

Lliga Catalana Motocròs. Can Taule

Clasificado por mejor tiempo de vuelta

mxobert-mx1-mx2

Àrea del Motor Can Taule 1,500 km

entren mx3-mx4-mx5

16/11/2014 10:10

Práctica (20:00 Tiempo) iniciado a 10:27:10

Pos.	Nº Pilot	Mejor Tm	En Volta Club	PEC Categ
1	15 CEBALLOS NUÑEZ, CARLES	1:33.629	10 Mc. Polea SX	1 MX 3
2	4 MIRALLES GARCIA, JOSEP	1:41.036	9 MC 3 Turons	2 MX 3
3	94 DAVINS CAZORLA, ANGEL	1:43.468	2 Mc. Segre	3 MX 3
4	79 COLETAS RIAL, JORDI	1:45.615	4 Mc. Segre	4 MX 3
5	12 CERNADAS MENDOZA, LADISLAO	1:46.264	11 Me CEAMA	1 MX 4
6	46 PERELLON, SERGIO	1:46.521	4 Mc Fonollosa	2 MX 4
7	96 NOYA CATASUS, CASIMIR	1:46.622	8 Mc. Segre	3 MX 4
8	199 VELASCO GARCIA, ALEX	1:46.626	7 Am Vidreres	5 MX 3
9	89 MORO SALES, CARLOS	1:46.930	7 Mc VDB	6 MX 3
10	251 NUÑEZ, TONI	1:47.281	5 Amc Martorelles	4 MX 4
11	837 PORTILLO MORENO, RAFAEL	1:47.614	4 Mc P.Mafumet	7 MX 3
12	14 HERNANDEZ BAREA, JOSE LUIS	1:48.603	9 Mc St.Celoni	5 MX 4
13	47 BADIELLA POCA, PAU	1:49.029	5 Mc. Polea SX	8 MX 3
14	66 COSTA AGUSTI, XAVIER	1:49.584	6 Mc. Segre	6 MX 4
15	59 SANCHEZ COLL, NARCIS	1:49.986	4 CM Mollet-Isern	1 MX 5
16	97 TORRENTE ABRIL, EDUARDO	1:50.064	4 Mc. Polea SX	7 MX 4
17	80 GUILLEN TURON, JOAN CARLES	1:50.356	4 Mc Delta	9 MX 3
18	278 RAMONET MARTINEZ, ANTONI	1:51.644	11 CM Mollet-Isern	2 MX 5
19	50 REDON PAÑELLA, JORDI	1:52.709	9 Gm Molins	3 MX 5
20	5 VAZQUEZ LOPEZ, JORDI	1:52.735	9 Mc P.Mafumet	10 MX 3
21	26 FOLCH SERRA, JOSEP	1:55.935	6 Mc Fonollosa	8 MX 4
22	74 ALASRAKI GOMEZ, DAVID	1:58.179	7 Mc Penedes	9 MX 4
23	35 SOLE HUGUET, EDGAR	2:00.158	7 Mc P.Mafumet	11 MX 3
24	42 LLOBET PARIS, RAMON	2:04.121	9 Mc. Segre	12 MX 3
25	37 PRATS CAMI, XAVIER	2:08.577	4 Mc. Aitona	13 MX 3

Lliga Catalana Motocròs. Can Taule

Clasificado por vueltas

MX 3 - MX4 - MX5

Àrea del Motor Can Taule 1,500 km

1a Cursa

16/11/2014 11:40

Carrera (15:00 y 2 Vueltas) iniciado a 11:47:37

Pos.	Nº	Nombre	Vueltas	Total Tº	En Vuelta	Mejor Tm Club	PEC Clase
1	4	MIRALLES GARCIA, JOSEP	10	19:09.184	4	1:42.480 MC 3 Turons	1 MX 3
2	94	DAVINS CAZORLA, ANGEL	10	19:16.635	4	1:43.457 Mc. Segre	2 MX 3
3	89	MORO SALES, CARLOS	10	19:39.882	10	1:45.558 Mc VDB	3 MX 3
4	12	CERNADAS MENDOZA, LADISLAO	10	19:40.493	10	1:46.128 Me CEAMA	1 MX 4
5	199	VELASCO GARCIA, ALEX	10	19:46.133	9	1:46.446 Am Vidreres	4 MX 3
6	79	COLETAS RIAL, JORDI	10	19:58.406	10	1:47.668 Mc. Segre	5 MX 3
7	251	NUÑEZ, TONI	10	19:59.779	2	1:47.052 Amc Martorelles	2 MX 4
8	46	PERELLON, SERGIO	10	20:01.976	3	1:48.140 Mc Fonollosa	3 MX 4
9	15	CEBALLOS NUÑEZ, CARLES	10	20:06.582	6	1:47.664 Mc. Polea SX	6 MX 3
10	14	HERNANDEZ BAREA, JOSE LUIS	10	20:14.630	1	1:47.726 Mc St.Celoni	4 MX 4
11	837	PORTILLO MORENO, RAFAEL	10	20:17.529	1	1:47.318 Mc P.Mafumet	7 MX 3
12	278	RAMONET MARTINEZ, ANTONI	10	20:18.413	2	1:49.546 CM Mollet-Isern	1 MX 5
13	59	SANCHEZ COLL, NARCIS	10	20:19.725	3	1:48.322 CM Mollet-Isern	2 MX 5
14	97	TORRENTE ABRIL, EDUARDO	10	20:36.373	2	1:51.294 Mc. Polea SX	5 MX 4
15	66	COSTA AGUSTI, XAVIER	10	20:43.465	3	1:51.553 Mc. Segre	6 MX 4
16	5	VAZQUEZ LOPEZ, JORDI	10	20:58.507	2	1:51.030 Mc P.Mafumet	8 MX 3
17	50	REDON PAÑELLA, JORDI	10	21:03.956	2	1:52.763 Gm Molins	3 MX 5
18	80	GUILLEN TURON, JOAN CARLES	9	19:11.363	2	1:52.961 Mc Delta	9 MX 3
19	26	FOLCH SERRA, JOSEP	9	19:39.683	2	1:56.588 Mc Fonollosa	7 MX 4
20	74	ALASRAKI GOMEZ, DAVID	9	20:25.568	1	1:56.887 Mc Penedes	8 MX 4
21	35	SOLE HUGUET, EDGAR	9	20:42.870	1	1:58.065 Mc P.Mafumet	10 MX 3
22	37	PRATS CAMI, XAVIER	8	19:15.213	1	2:04.477 Mc. Aitona	11 MX 3
23	42	LLOBET PARIS, RAMON	8	19:54.608	1	2:01.474 Mc. Segre	12 MX 3

No clasificado (75% = 7 Vueltas)

NT	96	NOYA CATUSUS, CASIMIR	5	11:03.480	1	1:47.888 Mc. Segre	NT MX 4
NT	47	BADIELLA POCA, PAU			0	Mc. Polea SX	NT MX 3

Margin of Victory	Avg. Speed	Best Lap Tm	Best Spd	Best Lap by
7.451	46,990	1:42.480	52,693	4 - MIRALLES GARCIA, JOSEP

Jefe de cronometraje Nando Ribé

Orbits

Director de Carrera Ramon Augets



SEGUROS
Ges

Kawasaki

www.mylaps.com

Licenciado a: Nando.Crono

Lliga Catalana Motocròs. Can Taule

Vuelta a vuelta

MX 3 - MX4 - MX5

Àrea del Motor Can Taule 1,500 km

1a Cursa

16/11/2014 11:40

Carrera (15:00 y 2 Vueltas) iniciado a 11:47:37

Competidores	Vueltas											
	0	1	2	3	4	5	6	7	8	9	10	
MIRALLES GARCIA, JOSEP (4)	1	4	4	4	4	4	4	4	4	4	4	4
NOYA CATASUS, CASIMIR (96)	2	96	94	94	94	94	94	94	94	94	94	94
DAVINS CAZORLA, ANGEL (94)	3	94	96	96	96	12	12	12	12	12	89	89
HERNANDEZ BAREA, JOSE LUIS (1	4	14	14	14	12	89	89	89	89	89	12	12
CERNADAS MENDOZA, LADISLAO	5	12	12	12	14	96	199	199	199	199	199	199
PORTILLO MORENO, RAFAEL (837)	6	837	837	251	89	14	14	14	251	251	251	79
NUÑEZ, TONI (251)	7	251	251	837	251	199	251	251	14	46	79	251
PERELLON, SERGIO (46)	8	46	199	89	199	251	46	46	46	79	46	46
VELASCO GARCIA, ALEX (199)	9	199	89	199	837	837	837	79	79	14	15	15
MORO SALES, CARLOS (89)	10	89	46	46	46	46	79	837	837	15	14	14
REDON PAÑELLA, JORDI (50)	11	50	79	79	79	79	96	15	15	837	837	837
COLETAS RIAL, JORDI (79)	12	79	97	278	278	278	15	278	278	278	278	278
TORRENTE ABRIL, EDUARDO (97)	13	97	278	97	15	15	278	59	59	59	59	59
GUILLEN TURON, JOAN CARLES (8	14	80	15	15	97	59	59	97	97	97	97	97
RAMONET MARTINEZ, ANTONI (278	15	278	50	50	59	97	97	66	66	66	66	66
COSTA AGUSTI, XAVIER (66)	16	66	66	59	66	66	66	5	5	5	5	5
CEBALLOS NUÑEZ, CARLES (15)	17	15	80	66	50	5	5	50	50	50	50	50
SANCHEZ COLL, NARCIS (59)	18	59	59	80	5	50	50	80	80	80	80	80
VAZQUEZ LOPEZ, JORDI (5)	19	5	5	5	80	80	80	26	26	26	26	26
FOLCH SERRA, JOSEP (26)	20	26	26	26	26	26	26	74	74	74	74	74
SOLE HUGUET, EDGAR (35)	21	35	35	74	74	74	74	35	35	35	35	35
LLOBET PARIS, RAMON (42)	22	42	74	35	35	35	35	37	37	37	37	37
ALASRAKI GOMEZ, DAVID (74)	23	74	42	42	42	37	37	42	42	42	42	42
PRATS CAMI, XAVIER (37)	24	37	37	37	37	42	42					
-	25											

Lliga Catalana Motocròs. Can Taule

MX 3 - MX4 - MX5

Àrea del Motor Can Taule 1,500 km

1a Cursa

16/11/2014 11:40

Carrera (15:00 y 2 Vueltas) iniciado a 11:47:37

Lap	Lap Tm	Diff	Time of Day
5	1:55.675	+2.912	11:59:01.899
6	1:55.390	+2.627	12:00:57.289
7	1:55.272	+2.509	12:02:52.561
8	1:54.516	+1.753	12:04:47.077
9	1:56.514	+3.751	12:06:43.591
10	1:57.562	+4.799	12:08:41.153

(80) GUILLEN TURON, JOAN CARLES

1	1:54.222	+1.261	11:51:26.098
2	1:52.961		11:53:19.059
3	1:53.887	+0.926	11:55:12.946
4	1:55.833	+2.872	11:57:08.779
5	1:54.517	+1.556	11:59:03.296
6	1:56.198	+3.237	12:00:59.494
7	1:54.520	+1.559	12:02:54.014
8	1:56.162	+3.201	12:04:50.176
9	1:58.384	+5.423	12:06:48.560

(26) FOLCH SERRA, JOSEP

1	1:56.621	+0.033	11:51:33.073
2	1:56.588		11:53:29.661
3	1:56.650	+0.062	11:55:26.311
4	1:57.192	+0.604	11:57:23.503
5	1:57.844	+1.256	11:59:21.347
6	1:58.890	+2.302	12:01:20.237
7	1:59.863	+3.275	12:03:20.100
8	1:59.298	+2.710	12:05:19.398
9	1:57.482	+0.894	12:07:16.880

(74) ALASRAKI GOMEZ, DAVID

1	1:56.887		11:51:38.731
2	1:59.000	+2.113	11:53:37.731
3	1:58.678	+1.791	11:55:36.409
4	2:01.337	+4.450	11:57:37.746
5	2:03.616	+6.729	11:59:41.362
6	2:03.334	+6.447	12:01:44.696
7	2:05.307	+8.420	12:03:50.003
8	2:06.258	+9.371	12:05:56.261
9	2:06.504	+9.617	12:08:02.765

(35) SOLE HUGUET, EDGAR

1	1:58.065		11:51:37.849
2	2:01.869	+3.804	11:53:39.718
3	2:02.240	+4.175	11:55:41.958
4	2:04.374	+6.309	11:57:46.332
5	2:04.012	+5.947	11:59:50.344
6	2:04.331	+6.266	12:01:54.675
7	2:06.080	+8.015	12:04:00.755
8	2:07.867	+9.802	12:06:08.622
9	2:11.445	+13.380	12:08:20.067

(37) PRATS CAMI, XAVIER

1	2:04.477		11:51:48.977
2	2:05.486	+1.009	11:53:54.463
3	2:06.796	+2.319	11:56:01.259
4	2:09.069	+4.592	11:58:10.328
5	2:09.615	+5.138	12:00:19.943
6	2:10.278	+5.801	12:02:30.221
7	2:09.757	+5.280	12:04:39.978
8	2:12.432	+7.955	12:06:52.410

(42) LLOBET PARIS, RAMON

1	2:01.474		11:51:42.950
2	2:01.654	+0.180	11:53:44.604
3	2:01.488	+0.014	11:55:46.092
4	3:06.640	+1:05.166	11:58:52.732

Lap	Lap Tm	Diff	Time of Day
5	2:08.304	+6.830	12:01:01.036
6	2:12.492	+11.018	12:03:13.528
7	2:08.629	+7.155	12:05:22.157
8	2:09.648	+8.174	12:07:31.805

(96) NOYA CATASUS, CASIMIR

1	1:47.888		11:51:07.068
2	1:48.360	+0.472	11:52:55.428
3	1:49.507	+1.619	11:54:44.935
4	1:51.886	+3.998	11:56:36.821
5	2:03.856	+15.968	11:58:40.677

Lap	Lap Tm	Diff	Time of Day
-----	--------	------	-------------

Lliga Catalana Motocròs. Can Taule

Clasificado por vueltas

MX 3 - MX4 - MX5

Àrea del Motor Can Taule 1,500 km

2a Cursa

16/11/2014 12:45

Carrera (15:00 y 2 Vueltas) iniciado a 13:00:43

Pos.	Nº	Nombre	Vueltas	Total Tº	En Vuelta	Mejor Tm Club	PEC Clase
1	4	MIRALLES GARCIA, JOSEP	11	19:31.435	1	1:43.198 MC 3 Turons	1 MX 3
2	94	DAVINS CAZORLA, ANGEL	11	19:39.328	1	1:45.006 Mc. Segre	2 MX 3
3	89	MORO SALES, CARLOS	11	19:47.472	2	1:45.379 Mc VDB	3 MX 3
4	199	VELASCO GARCIA, ALEX	11	20:02.720	3	1:46.596 Am Vidreres	4 MX 3
5	12	CERNADAS MENDOZA, LADISLAO	11	20:05.062	3	1:48.090 Me CEAMA	1 MX 4
6	15	CEBALLOS NUÑEZ, CARLES	11	20:08.621	7	1:48.056 Mc. Polea SX	5 MX 3
7	46	PERELLON, SERGIO	11	20:23.268	5	1:48.917 Mc Fonollosa	2 MX 4
8	79	COLETAS RIAL, JORDI	11	20:23.312	10	1:49.484 Mc. Segre	6 MX 3
9	97	TORRENTE ABRIL, EDUARDO	11	20:32.640	11	1:50.894 Mc. Polea SX	3 MX 4
10	251	NUÑEZ, TONI	11	20:35.482	2	1:49.352 Amc Martorelles	4 MX 4
11	14	HERNANDEZ BAREA, JOSE LUIS	11	20:38.434	3	1:49.691 Mc St.Celoni	5 MX 4
12	59	SANCHEZ COLL, NARCIS	11	20:39.708	4	1:50.843 CM Mollet-Isern	1 MX 5
13	80	GUILLEN TURON, JOAN CARLES	11	20:44.064	7	1:50.780 Mc Delta	7 MX 3
14	66	COSTA AGUSTI, XAVIER	11	20:48.056	4	1:51.353 Mc. Segre	6 MX 4
15	50	REDON PAÑELLA, JORDI	11	20:50.302	6	1:50.151 Gm Molins	2 MX 5
16	278	RAMONET MARTINEZ, ANTONI	11	20:54.520	9	1:52.101 CM Mollet-Isern	3 MX 5
17	96	NOYA CATUSUS, CASIMIR	11	21:03.722	1	1:46.797 Mc. Segre	7 MX 4
18	5	VAZQUEZ LOPEZ, JORDI	11	21:19.683	4	1:52.683 Mc P.Mafumet	8 MX 3
19	26	FOLCH SERRA, JOSEP	10	20:14.136	6	1:59.712 Mc Fonollosa	8 MX 4
20	35	SOLE HUGUET, EDGAR	10	20:37.055	2	2:00.079 Mc P.Mafumet	9 MX 3
21	37	PRATS CAMI, XAVIER	10	21:00.307	10	2:03.339 Mc. Aitona	10 MX 3
22	74	ALASRAKI GOMEZ, DAVID	10	21:00.419	2	2:01.133 Mc Penedes	9 MX 4
23	42	LLOBET PARIS, RAMON	10	21:06.559	2	2:04.714 Mc. Segre	11 MX 3

No clasificado (75% = 8 Vueltas)

NT	837	PORTILLO MORENO, RAFAEL		2.820	0	Mc P.Mafumet	NT MX 3
NT	47	BADIELLA POCA, PAU			0	Mc. Polea SX	NT MX 3

Margin of Victory	Avg. Speed	Best Lap Tm	Best Spd	Best Lap by
7.893	50,707	1:43.198	52,327	4 - MIRALLES GARCIA, JOSEP

Jefe de cronometraje Nando Ribé

Orbits

Director de Carrera Ramon Augets



SEGUROS
Ges

Kawasaki

www.mylaps.com

Licenciado a: Nando.Crono

Lliga Catalana Motocròs. Can Taule

Vuelta a vuelta

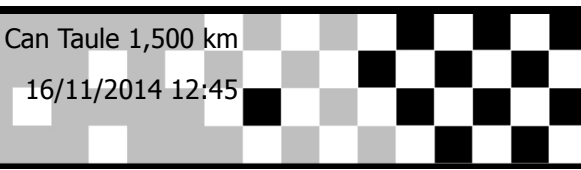
MX 3 - MX4 - MX5

Àrea del Motor Can Taule 1,500 km

2a Cursa

16/11/2014 12:45

Carrera (15:00 y 2 Vueltas) iniciado a 13:00:43



Competidores	Vueltas											
	0	1	2	3	4	5	6	7	8	9	10	11
COSTA AGUSTI, XAVIER (66)	1	66	4	4	4	4	4	4	4	4	4	4
MIRALLES GARCIA, JOSEP (4)	2	4	94	94	94	94	94	94	94	94	94	94
NOYA CATASUS, CASIMIR (96)	3	96	96	96	96	89	89	89	89	89	89	89
DAVINS CAZORLA, ANGEL (94)	4	94	12	89	89	96	199	199	199	199	199	199
PORTILLO MORENO, RAFAEL (837)	5	837	66	12	12	12	12	12	12	12	12	12
TORRENTE ABRIL, EDUARDO (97)	6	97	15	15	15	199	96	15	15	15	15	15
SOLE HUGUET, EDGAR (35)	7	35	97	66	199	15	15	96	46	46	46	46
HERNANDEZ BAREA, JOSE LUIS (1	8	14	89	199	66	46	46	46	79	79	79	79
GUILLEN TURON, JOAN CARLES (8	9	80	59	97	97	66	79	79	97	97	97	97
CEBALLOS NUÑEZ, CARLES (15)	10	15	199	79	46	97	97	97	96	59	59	251
CERNADAS MENDOZA, LADISLAO	11	12	79	59	79	79	66	59	59	14	14	59
PERELLON, SERGIO (46)	12	46	46	46	59	59	59	66	14	66	251	14
ALASRAKI GOMEZ, DAVID (74)	13	74	5	50	14	14	14	14	66	251	66	80
MORO SALES, CARLOS (89)	14	89	50	80	80	251	251	251	251	96	80	66
VELASCO GARCIA, ALEX (199)	15	199	80	278	251	80	80	80	80	80	50	50
LLOBET PARIS, RAMON (42)	16	42	278	14	278	278	278	50	50	50	278	278
SANCHEZ COLL, NARCIS (59)	17	59	26	251	50	5	50	278	278	278	96	96
VAZQUEZ LOPEZ, JORDI (5)	18	5	14	5	5	50	5	5	5	5	5	5
COLETAS RIAL, JORDI (79)	19	79	35	26	26	26	26	26	26	26	26	26
REDON PAÑELLA, JORDI (50)	20	50	251	35	35	35	35	35	35	35	35	35
NUÑEZ, TONI (251)	21	251	74	74	74	74	74	74	74	74	74	37
RAMONET MARTINEZ, ANTONI (27	22	278	42	42	37	37	37	37	37	37	37	74
FOLCH SERRA, JOSEP (26)	23	26	37	37	42	42	42	42	42	42	42	42
PRATS CAMI, XAVIER (37)	24	37										
-	25											

Lliga Catalana Motocròs. Can Taule

MX 3 - MX4 - MX5

Àrea del Motor Can Taule 1,500 km

2a Cursa

16/11/2014 12:45

Carrera (15:00 y 2 Vueltas) iniciado a 13:00:43

Lap	Lap Tm	Diff	Time of Day
(4) MIRALLES GARCIA, JOSEP			
1	1:43.198		13:02:29.008
2	1:45.737	+2.539	13:04:14.745
3	1:46.137	+2.939	13:06:00.882
4	1:43.963	+0.765	13:07:44.845
5	1:45.562	+2.364	13:09:30.407
6	1:46.469	+3.271	13:11:16.876
7	1:45.411	+2.213	13:13:02.287
8	1:47.006	+3.808	13:14:49.293
9	1:46.360	+3.162	13:16:35.653
10	1:47.477	+4.279	13:18:23.130
11	1:51.446	+8.248	13:20:14.576

Lap	Lap Tm	Diff	Time of Day
(94) DAVINS CAZORLA, ANGEL			
1	1:45.006		13:02:30.914
2	1:46.451	+1.445	13:04:17.365
3	1:46.468	+1.462	13:06:03.833
4	1:46.964	+1.958	13:07:50.797
5	1:45.794	+0.788	13:09:36.591
6	1:46.088	+1.082	13:11:22.679
7	1:47.104	+2.098	13:13:09.783
8	1:48.423	+3.417	13:14:58.206
9	1:48.304	+3.298	13:16:46.510
10	1:47.364	+2.358	13:18:33.874
11	1:48.595	+3.589	13:20:22.469

Lap	Lap Tm	Diff	Time of Day
(89) MORO SALES, CARLOS			
1	1:54.155	+8.776	13:02:40.537
2	1:45.379		13:04:25.916
3	1:45.817	+0.438	13:06:11.733
4	1:47.847	+2.468	13:07:59.580
5	1:46.889	+1.510	13:09:46.469
6	1:47.202	+1.823	13:11:33.671
7	1:45.934	+0.555	13:13:19.605
8	1:46.496	+1.117	13:15:06.101
9	1:46.598	+1.219	13:16:52.699
10	1:48.249	+2.870	13:18:40.948
11	1:49.665	+4.286	13:20:30.613

Lap	Lap Tm	Diff	Time of Day
(199) VELASCO GARCIA, ALEX			
1	1:55.242	+8.646	13:02:41.639
2	1:49.468	+2.872	13:04:31.107
3	1:46.596		13:06:17.703
4	1:46.723	+0.127	13:08:04.426
5	1:47.726	+1.130	13:09:52.152
6	1:48.079	+1.483	13:11:40.231
7	1:48.085	+1.489	13:13:28.316
8	1:48.036	+1.440	13:15:16.352
9	1:51.127	+4.531	13:17:07.479
10	1:49.627	+3.031	13:18:57.106
11	1:48.755	+2.159	13:20:45.861

Lap	Lap Tm	Diff	Time of Day
(12) CERNADAS MENDOZA, LADISLAO			
1	1:52.230	+4.140	13:02:38.469
2	1:48.471	+0.381	13:04:26.940
3	1:48.090		13:06:15.030
4	1:48.730	+0.640	13:08:03.760
5	1:49.789	+1.699	13:09:53.549
6	1:48.489	+0.399	13:11:42.038
7	1:48.913	+0.823	13:13:30.951
8	1:49.130	+1.040	13:15:20.081
9	1:49.444	+1.354	13:17:09.525
10	1:49.574	+1.484	13:18:59.099
11	1:49.104	+1.014	13:20:48.203

Lap	Lap Tm	Diff	Time of Day
(15) CEBALLOS NUÑEZ, CARLES			
1	1:53.583	+5.527	13:02:39.739
2	1:48.631	+0.575	13:04:28.370
3	1:48.207	+0.151	13:06:16.577
4	1:49.030	+0.974	13:08:05.607
5	1:49.185	+1.129	13:09:54.792
6	1:48.912	+0.856	13:11:43.704
7	1:48.056		13:13:31.760
8	1:50.880	+2.824	13:15:22.640
9	1:49.029	+0.973	13:17:11.669
10	1:49.526	+1.470	13:19:01.195
11	1:50.567	+2.511	13:20:51.762

Lap	Lap Tm	Diff	Time of Day
(46) PERELLON, SERGIO			
1	1:57.791	+8.874	13:02:44.047
2	1:49.987	+1.070	13:04:34.034
3	1:49.235	+0.318	13:06:23.269
4	1:49.840	+0.923	13:08:13.109
5	1:48.917		13:10:02.026
6	1:49.907	+0.990	13:11:51.933
7	1:50.159	+1.242	13:13:42.092
8	1:50.527	+1.610	13:15:32.619
9	1:52.004	+3.087	13:17:24.623
10	1:51.212	+2.295	13:19:15.835
11	1:50.574	+1.657	13:21:06.409

Lap	Lap Tm	Diff	Time of Day
(79) COLETAS RIAL, JORDI			
1	1:55.975	+6.491	13:02:42.684
2	1:50.379	+0.895	13:04:33.063
3	1:51.567	+2.083	13:06:24.630
4	1:49.966	+0.482	13:08:14.596
5	1:50.625	+1.141	13:10:05.221
6	1:50.002	+0.518	13:11:55.223
7	1:49.746	+0.262	13:13:44.969
8	1:50.522	+1.038	13:15:35.491
9	1:51.899	+2.415	13:17:27.390
10	1:49.484		13:19:16.874
11	1:49.579	+0.095	13:21:06.453

Lap	Lap Tm	Diff	Time of Day
(97) TORRENTE ABRIL, EDUARDO			
1	1:54.084	+3.190	13:02:40.111
2	1:51.441	+0.547	13:04:31.552
3	1:51.334	+0.440	13:06:22.886
4	1:51.047	+0.153	13:08:13.933
5	1:51.564	+0.670	13:10:05.497
6	1:52.523	+1.629	13:11:58.020
7	1:51.318	+0.424	13:13:49.338
8	1:51.323	+0.429	13:15:40.661
9	1:52.046	+1.152	13:17:32.707
10	1:52.180	+1.286	13:19:24.887
11	1:50.894		13:21:15.781

Lap	Lap Tm	Diff	Time of Day
(251) NUÑEZ, TONI			
1	2:05.709	+16.357	13:02:52.448
2	1:49.352		13:04:41.800
3	1:50.295	+0.943	13:06:32.095
4	1:49.874	+0.522	13:08:21.969
5	1:50.093	+0.741	13:10:12.062
6	1:49.942	+0.590	13:12:02.004
7	1:54.895	+5.543	13:13:56.899
8	1:50.735	+1.383	13:15:47.634
9	1:49.998	+0.646	13:17:37.632
10	1:49.948	+0.596	13:19:27.580
11	1:51.043	+1.691	13:21:18.623

Lap	Lap Tm	Diff	Time of Day
(14) HERNANDEZ BAREA, JOSE LUIS			

Lap	Lap Tm	Diff	Time of Day
1	2:04.066	+14.375	13:02:50.101
2	1:50.316	+0.625	13:04:40.417
3	1:49.691		13:06:30.108
4	1:50.362	+0.671	13:08:20.470
5	1:49.940	+0.249	13:10:10.410
6	1:50.323	+0.632	13:12:00.733
7	1:51.382	+1.691	13:13:52.115
8	1:51.763	+2.072	13:15:43.878
9	1:51.612	+1.921	13:17:35.490
10	1:53.658	+3.967	13:19:29.148
11	1:52.427	+2.736	13:21:21.575

Lap	Lap Tm	Diff	Time of Day
(59) SANCHEZ COLL, NARCIS			
1	1:54.177	+3.334	13:02:40.693
2	1:53.012	+2.169	13:04:33.705
3	1:51.534	+0.691	13:06:25.239
4	1:50.843		13:08:16.082
5	1:52.115	+1.272	13:10:08.197
6	1:50.869	+0.026	13:11:59.066
7	1:51.825	+0.982	13:13:50.891
8	1:51.767	+0.924	13:15:42.658
9	1:52.189	+1.346	13:17:34.847
10	1:53.598	+2.755	13:19:28.445
11	1:54.404	+3.561	13:21:22.849

Lap	Lap Tm	Diff	Time of Day
(80) GUILLEN TURON, JOAN CARLES			
1	1:59.981	+9.201	13:02:46.123
2	1:53.109	+2.329	13:04:39.232
3	1:52.478	+1.698	13:06:31.710
4	1:52.405	+1.625	13:08:24.115
5	1:52.570	+1.790	13:10:16.685
6	1:52.720	+1.940	13:12:09.405
7	1:50.780		13:14:00.185
8	1:52.492	+1.712	13:15:52.677
9	1:50.788	+0.008	13:17:43.465
10	1:51.548	+0.768	13:19:35.013
11	1:52.192	+1.412	13:21:27.205

Lap	Lap Tm	Diff	Time of Day
(66) COSTA AGUSTI, XAVIER			
1	1:53.107	+1.754	13:02:38.807
2	1:51.864	+0.511	13:04:30.671
3	1:51.497	+0.144	13:06:22.168
4	1:51.353		13:08:13.521
5	1:53.023	+1.670	13:10:06.544
6	1:52.754	+1.401	13:11:59.298
7	1:53.865	+2.512	13:13:53.163
8	1:53.712	+2.359	13:15:46.875
9	1:54.493	+3.140	13:17:41.368
10	1:55.121	+3.768	13:19:36.489
11	1:54.708	+3.355	13:21:31.197

Lap	Lap Tm	Diff	Time of Day
(50) REDON PAÑELLA, JORDI			
1	1:58.978	+8.827	13:02:45.705
2	1:53.356	+3.205	13:04:39.061
3	1:55.947	+5.796	13:06:35.008
4	1:54.432	+4.281	13:08:29.440
5	1:50.337	+0.186	13:10:19.777
6	1:50.151		13:12:09.928
7	1:51.240	+1.089	13:14:01.168
8	1:52.171	+2.020	13:15:53.339
9	1:52.330	+2.179	13:17:45.669
10	1:52.464	+2.313	13:19:38.133
11	1:55.310	+5.159	13:21:33.443

Lap	Lap Tm	Diff	Time of Day
(278) RAMONET MARTINEZ, ANTONI			
1	1:59.819	+7.718	13:02:46.742

Jefe de cronometraje Nando Ribé

Director de Carrera Ramon Augets

Orbits



SEGUROS
Ges

Kawasaki

www.mylaps.com
Licenciado a: Nando.Crono

Lliga Catalana Motocròs. Can Taule

MX 3 - MX4 - MX5

Àrea del Motor Can Taule 1,500 km

2a Cursa

16/11/2014 12:45

Carrera (15:00 y 2 Vueltas) iniciado a 13:00:43

Lap	Lap Tm	Diff	Time of Day
2	1:52.884	+0.783	13:04:39.626
3	1:53.657	+1.556	13:06:33.283
4	1:52.300	+0.199	13:08:25.583
5	1:53.097	+0.996	13:10:18.680
6	1:52.962	+0.861	13:12:11.642
7	1:52.574	+0.473	13:14:04.216
8	1:52.631	+0.530	13:15:56.847
9	1:52.101		13:17:48.948
10	1:53.928	+1.827	13:19:42.876
11	1:54.785	+2.684	13:21:37.661

(96) NOYA CATUSUS, CASIMIR

1	1:46.797		13:02:32.666
2	1:47.474	+0.677	13:04:20.140
3	1:48.654	+1.857	13:06:08.794
4	1:52.655	+5.858	13:08:01.449
5	1:53.038	+6.241	13:09:54.487
6	1:55.902	+9.105	13:11:50.389
7	1:59.371	+12.574	13:13:49.760
8	2:02.079	+15.282	13:15:51.839
9	1:59.406	+12.609	13:17:51.245
10	1:57.234	+10.437	13:19:48.479
11	1:58.384	+11.587	13:21:46.863

(5) VAZQUEZ LOPEZ, JORDI

1	1:58.973	+6.290	13:02:45.633
2	1:56.465	+3.782	13:04:42.098
3	1:54.309	+1.626	13:06:36.407
4	1:52.683		13:08:29.090
5	1:52.773	+0.090	13:10:21.863
6	1:54.506	+1.823	13:12:16.369
7	1:54.055	+1.372	13:14:10.424
8	1:55.992	+3.309	13:16:06.416
9	1:56.979	+4.296	13:18:03.395
10	1:59.793	+7.110	13:20:03.188
11	1:59.636	+6.953	13:22:02.824

(26) FOLCH SERRA, JOSEP

1	2:02.695	+2.983	13:02:49.673
2	2:00.495	+0.783	13:04:50.168
3	2:00.396	+0.684	13:06:50.564
4	2:00.153	+0.441	13:08:50.717
5	2:00.547	+0.835	13:10:51.264
6	1:59.712		13:12:50.976
7	2:01.426	+1.714	13:14:52.402
8	2:02.383	+2.671	13:16:54.785
9	2:00.781	+1.069	13:18:55.566
10	2:01.711	+1.999	13:20:57.277

(35) SOLE HUGUET, EDGAR

1	2:05.971	+5.892	13:02:52.003
2	2:00.079		13:04:52.082
3	2:01.441	+1.362	13:06:53.523
4	2:01.310	+1.231	13:08:54.833
5	2:02.469	+2.390	13:10:57.302
6	2:02.325	+2.246	13:12:59.627
7	2:03.613	+3.534	13:15:03.240
8	2:04.703	+4.624	13:17:07.943
9	2:04.639	+4.560	13:19:12.582
10	2:07.614	+7.535	13:21:20.196

(37) PRATS CAMI, XAVIER

1	2:08.896	+5.557	13:02:56.515
2	2:04.290	+0.951	13:05:00.805
3	2:03.510	+0.171	13:07:04.315
4	2:05.032	+1.693	13:09:09.347

Lap	Lap Tm	Diff	Time of Day
5	2:04.854	+1.515	13:11:14.201
6	2:07.101	+3.762	13:13:21.302
7	2:06.737	+3.398	13:15:28.039
8	2:05.800	+2.461	13:17:33.839
9	2:06.270	+2.931	13:19:40.109
10	2:03.339		13:21:43.448

(74) ALASRAKI GOMEZ, DAVID

1	2:06.644	+5.511	13:02:52.956
2	2:01.133		13:04:54.089
3	2:02.184	+1.051	13:06:56.273
4	2:03.707	+2.574	13:08:59.980
5	2:02.685	+1.552	13:11:02.665
6	2:03.094	+1.961	13:13:05.759
7	2:07.629	+6.496	13:15:13.388
8	2:07.024	+5.891	13:17:20.412
9	2:09.554	+8.421	13:19:29.966
10	2:13.594	+12.461	13:21:43.560

(42) LLOBET PARIS, RAMON

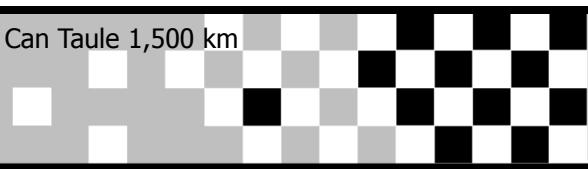
1	2:09.116	+4.402	13:02:55.590
2	2:04.714		13:05:00.304
3	2:05.254	+0.540	13:07:05.558
4	2:05.756	+1.042	13:09:11.314
5	2:05.650	+0.936	13:11:16.964
6	2:06.526	+1.812	13:13:23.490
7	2:05.665	+0.951	13:15:29.155
8	2:06.694	+1.980	13:17:35.849
9	2:06.609	+1.895	13:19:42.458
10	2:07.242	+2.528	13:21:49.700

Lliga Catalana Motocròs. Can Taule

MX 3 - MX4 - MX5

Àrea del Motor Can Taule 1,500 km

FINALS MX3 - MX4 - MX5



Posició	Nº	Nombre	Total puntos	RACE 1	RACE 2	Categ	Llicencia	Club
MX 3								
1	4	MIRALLES GARCIA, JOSEP	50	25	25	MX 3	127336-B	MC 3 Turons
2	94	DAVINS CAZORLA, ANGEL	44	22	22	MX 3	127312-B	Mc. Segre
3	89	MORO SALES, CARLOS	40	20	20	MX 3	865302-B	Mc VDB
4	199	VELASCO GARCIA, ALEX	36	18	18	MX 3	865246-B	Am Vidreres
5	15	CEBALLOS NUÑEZ, CARLES	31	15	16	MX 3	865848-B	Mc. Polea SX
6	79	COLETAS RIAL, JORDI	31	16	15	MX 3	127644-B	Mc. Segre
7	80	GUILLEN TURON, JOAN CARLES	26	12	14	MX 3	127303-T	Mc Delta
8	5	VAZQUEZ LOPEZ, JORDI	26	13	13	MX 3	127264-B	Mc P.Mafumet
9	35	SOLE HUGUET, EDGAR	23	11	12	MX 3	127010-T	Mc P.Mafumet
10	37	PRATS CAMI, XAVIER	21	10	11	MX 3	863530-L	Mc. Aitona
11	42	LLOBET PARIS, RAMON	19	9	10	MX 3	863823-L	Mc. Segre
12	837	PORTILLO MORENO, RAFAEL	14	14	0	MX 3	863655-T	Mc P.Mafumet
13	47	BADIELLA POCA, PAU	0	0	0	MX 3	127002-B	Mc. Polea SX
MX 4								
1	12	CERNADAS MENDOZA, LADISLAO	50	25	25	MX 4	864057-L	Me CEAMA
2	46	PERELLON, SERGIO	42	20	22	MX 4	864036-B	Mc Fonollosa
3	251	NUÑEZ, TONI	40	22	18	MX 4	864087-B	Amc Martorelles
4	97	TORRENTE ABRIL, EDUARDO	36	16	20	MX 4	127001-B	Mc. Polea SX
5	14	HERNANDEZ BAREA, JOSE LUIS	34	18	16	MX 4	127108-B	Mc St.Celoni
6	66	COSTA AGUSTI, XAVIER	30	15	15	MX 4	127060-B	Mc. Segre
7	26	FOLCH SERRA, JOSEP	27	14	13	MX 4	863771-B	Mc Fonollosa
8	74	ALASRAKI GOMEZ, DAVID	25	13	12	MX 4	127033-B	Mc Penedes
9	96	NOYA CATASUS, CASIMIR	14	0	14	MX 4	127234-B	Mc. Segre
MX 5								
1	59	SANCHEZ COLL, NARCIS	47	22	25	MX 5	127271-B	CM Mollet-Isern
2	278	RAMONET MARTINEZ, ANTONI	45	25	20	MX 5	127610-B	CM Mollet-Isern
3	50	REDON PAÑELLA, JORDI	42	20	22	MX 5	127633-B	Gm Molins