

Camp.Catalunya Motocròs. Lleida

Clasificado por mejor tiempo de vuelta

MX 1 - MX Elit

Circuit Rufeia El Segre 1,400 km

Ent Cronometrats MX1-2-ELIT

11/05/2014 09:00

Práctica (30:00 Tiempo) iniciado a 9:00:07

Pos.	Nº Pilot	Millor Tm	En Volta	Vueltas	PEC Categ	Club
1	48 CROS CORTES, JOAN	1:41.400	11	13	1 MX Elit	Mc Montgai
2	84 BRUCART SANCHEZ, RAMON	1:44.873	14	15	2 MX Elit	Amv Torroella
3	41 SALAVEDRA PONT, GERARD	1:45.179	12	14	3 MX Elit	Peu a Baix
4	20 MARTINEZ RUIZ, JOSE LUIS	1:45.307	8	9	4 MX Elit	Mc. Segre
5	91 SANCHEZ OSUNA, ALONSO	1:45.410	8	11	1 MX 2	Mc P.Mafumet
6	72 DOÑATE LOZANW, PAU	1:45.799	9	11	5 MX Elit	Mc Roquetes
7	16 SANS SORIA, MARC	1:45.969	10	14	2 MX 2	Mc A.Selva Camp
8	112 CASAS CERVERA, ORIOL	1:46.335	8	13	3 MX 2	Mc. Segre
9	124 UBACH SALA, SIMEO	1:46.440	10	14	4 MX 2	Mc B.Bergueda
10	21 NOGUERA HIDALGO, JOAN	1:46.880	14	15	5 MX 2	Mc B.Bergueda
11	358 OLLE CASANOVAS, ALEX	1:49.097	12	15	6 MX Elit	Mc. Polea SX
12	11 ARNAU DE VERA, FERRAN	1:49.638	7	12	6 MX 2	Mc C. Empúries
13	98 OLIVA HERMS, ORIOL	1:49.885	14	14	7 MX 2	Mc B.Bergueda
14	64 MONSONIS BALCELLS, OT	1:49.984	12	13	7 MX Elit	Mc. Segre
15	26 OLIU ORRIOLS, ALEX	1:51.125	12	13	1 MX 1	Mc. Polea SX
16	29 GOMEZ LOPEZ, SILVER	1:51.168	10	11	8 MX 2	Mc. Segre
17	66 RISSECH SUREDA, ALBERT	1:52.119	10	14	9 MX 2	Peu a Baix
18	101 CASTELLS CARDET, RUBEN	1:52.122	8	12	2 MX 1	Mc. Segre
19	27 DIAZ LOPEZ, ALEX	1:52.674	8	13	8 MX Elit	Mc. Segre
20	25 FONTANALS BENAVENT, MARC	1:52.836	9	14	10 MX 2	Mc Cubelles
21	279 FERRER ENRIQUEZ, BIEL	1:52.967	9	12	11 MX 2	Mc Sitges
22	44 NIKITIN , VLADISLAV	1:52.991	10	11	3 MX 1	P.M.B.
23	12 AMATRIAIN DOMINGO, JAVIER	1:54.190	7	11	4 MX 1	CE Pm Vilassar E
24	85 MASCARILLA GUIU, GUILLEM	1:54.228	7	9	12 MX 2	Mc. Segre
25	40 DAUDEN JOSE LUIS	1:54.859	12	12	13 MX 2	Mc Amposta
26	317 SIERRA ABIAN, FCO JAVIER	1:55.214	12	14	14 MX 2	Mc. Segre
27	94 ALTES BALLESTEROS, JOAN	1:55.760	7	10	15 MX 2	Mc St.Celoni
28	525 SANZ CALLEJA, GUZMAN	1:57.720	11	12	5 MX 1	Sinesponsor Rac
29	78 DARNE SELLABONA, BERNAT	1:57.805	11	11	16 MX 2	Mc C. Empúries
30	226 SEGU ROSA, XAVIER	1:58.053	7	10	6 MX 1	Mc. Segre
31	17 GARRALON LORITE, DANIEL	1:58.220	12	12	17 MX 2	Mc. Segre
32	97 SERENA ROMERO, JORDI	1:58.263	12	12	18 MX 2	Mc B.Bergueda
33	57 BERNADES BORDA, JOEL	2:00.109	8	9	7 MX 1	Mc. Segre
34	67 BERANUY FARGUES, XAVIER	2:01.238	9	10	8 MX 1	Terremotard Alm
35	55 TEIXIDO COLOMA, AMOS	2:03.474	10	10	9 MX 1	Mc Sitges
36	976 NAVARRO SOLER, DAVID	2:03.952	6	10	10 MX 1	Amc Martorelles
37	69 CANTO SORRIBAS, JORDI	2:04.933	6	8	11 MX 1	Mc. Segre
38	95 EXPOSITO RUIZ, ANTONIO	2:05.928	10	10	12 MX 1	Mc. Segre
39	169 NOYA CASANOVAS, DAVID	2:07.377	13	14	19 MX 2	Mc. Segre
40	148 SOLER MULLOR, DANIEL	2:07.384	4	4	13 MX 1	Amc Martorelles
41	123 MAÑES TENA, JOAQUIM	2:08.001	5	11	14 MX 1	Mc Esplugues
42	121 BARRAGAN RODRIGUEZ, EDGAR	2:08.314	5	6	15 MX 1	Mc Foc i Fuego

Jefe de cronometraje Nando Ribé

Orbits

Director de Carrera



SEGUROS
Ges

www.mylaps.com

Licenciado a: Nando.Crono

Camp.Catalunya Motocròs. Lleida

Clasificado por mejor tiempo de vuelta

MX 1 - MX Elit

Circuit Rufe El Segre 1,400 km

Ent Cronometrats MX1-2-ELIT

11/05/2014 09:00

Práctica (30:00 Tiempo) iniciado a 9:00:07

Pos.	Nº Pilot	Millor Tm	En Volta	Vueltas	PEC Categ	Club
43	19 PEÑA CASTRO, PABLO	2:11.847	10	11	20 MX 2	MC. El Arenal
44	10 GUARDIA MARTI, POL	2:17.509	9	10	21 MX 2	Mc Lleida
45	490 ETIENNE , FLORIAN	2:18.830	8	11	22 MX 2	Independiente
46	113 CALERO CHICHARRO, AIDA	2:21.070	7	9	16 MX 1	Mc. Segre
47	75 CARRERA GARCIA, GUILLEM	2:29.735	5	5	23 MX 2	Mc St.Celoni

Camp.Catalunya Motocròs. Lleida

Clasificado por vueltas

MX 1 - MX Elit

Circuit Rufe El Segre 1,400 km

1a Cursa

11/05/2014 10:20

Carrera (25:00 y 2 Vueltas) iniciado a 10:14:30

Pos.	Nº	Nom	Voltes	Total T°	Mejor Tm	En Vuelta	Club	PEC	Categ
1	48	CROS CORTES, JOAN	17	29:37.107	1:41.533	3	Mc Montgai	1	MX Elit
2	20	MARTINEZ RUIZ, JOSE LUIS	17	29:38.474	1:41.136	3	Mc. Segre	2	MX Elit
3	41	SALAVEDRA PONT, GERARD	17	29:57.103	1:41.935	3	Peu a Baix	3	MX Elit
4	84	BRUCART SANCHEZ, RAMON	17	30:17.961	1:43.878	4	Amv Torroella	4	MX Elit
5	72	DOÑATE LOZANW, PAU	17	30:52.157	1:43.954	2	Mc Roquetes	5	MX Elit
6	358	OLLE CASANOVAS, ALEIX	17	30:56.363	1:46.249	7	Mc. Polea SX	6	MX Elit
7	64	MONSONIS BALCELLS, OT	16	29:47.128	1:46.999	2	Mc. Segre	7	MX Elit
8	44	NIKITIN , VLADISLAV	16	30:01.565	1:48.184	9	P.M.B.	1	MX 1
9	27	DIAZ LOPEZ, ALEIX	16	30:19.883	1:49.619	2	Mc. Segre	8	MX Elit
10	12	AMATRIAIN DOMINGO, JAVIER	16	30:22.075	1:50.277	3	CE Pm Vilassar Dalt	2	MX 1
11	101	CASTELLS CARDET, RUBEN	16	30:26.519	1:49.646	2	Mc. Segre	3	MX 1
12	26	OLIU ORRIOLS, ALEIX	16	30:35.129	1:50.477	10	Mc. Polea SX	4	MX 1
13	525	SANZ CALLEJA, GUZMAN	16	31:36.983	1:54.978	3	Sinesponsor Racing	5	MX 1
14	226	SEGU ROSA, XAVIER	15	30:02.756	1:54.907	2	Mc. Segre	6	MX 1
15	67	BERANUY FARGUES, XAVIER	15	30:25.086	1:58.053	5	Terremotard Almenar	7	MX 1
16	57	BERNADES BORDA, JOEL	15	31:07.299	1:57.844	3	Mc. Segre	8	MX 1
17	123	MAÑES TENA, JOAQUIM	15	31:20.142	2:01.562	3	Mc Esplugues	9	MX 1
18	121	BARRAGAN RODRIGUEZ, EDGAR	15	31:21.848	2:02.193	3	Mc Foc i Fuegu	10	MX 1
19	95	EXPOSITO RUIZ, ANTONIO	15	31:25.769	2:01.233	7	Mc. Segre	11	MX 1
20	69	CANTO SORRIBAS, JORDI	15	31:40.575	2:01.538	3	Mc. Segre	12	MX 1
21	55	TEIXIDO COLOMA, AMOS	14	29:37.754	1:58.503	4	Mc Sitges	13	MX 1

No clasificado

NT	976	NAVARRO SOLER, DAVID	5	11:16.564	2:01.790	3	Amc Martorelles	NT	MX 1
NE	148	SOLER MULLOR, DANIEL				0	Amc Martorelles	NE	MX 1

Margin of Victory	Avg. Speed	Best Lap Tm	Best Spd	Best Lap by
1.367	48,213	1:41.136	49,834	20 - MARTINEZ RUIZ, JOSE LUIS

Jefe de cronometraje Nando Ribé

Orbits

Director de Carrera Lluís Capdevila



SEGUROS
Ges

www.mylaps.com

Licenciado a: Nando.Crono

Competidores	Vueltas																	
	0	1	2	3	4	5	6	7	8	9	10	11	12	13	14	15	16	17
CROS CORTES, JOAN (48)	1	48	48	48	48	48	48	48	48	48	48	48	48	48	48	48	48	48
MARTINEZ RUIZ, JOSE LUIS (20)	2	20	20	41	41	41	41	41	41	41	41	20	20	20	20	20	20	20
SALAVEDRA PONT, GERARD (41)	3	41	41	72	84	20	20	20	20	20	20	41	41	41	41	41	41	41
BRUCART SANCHEZ, RAMON (84)	4	84	72	84	20	84	84	84	84	84	84	84	84	84	84	84	84	84
DOÑATE LOZANW, PAU (72)	5	72	84	20	72	72	72	72	72	72	72	72	72	72	72	72	72	72
MONSONIS BALCELLS, OT (64)	6	64	64	64	64	64	64	358	358	358	358	358	358	358	358	358	358	358
OLLE CASANOVAS, ALEIX (358)	7	358	358	358	358	358	358	64	64	64	64	64	64	64	64	64	64	64
CASTELLS CARDET, RUBEN (101)	8	101	101	101	27	27	27	27	27	27	27	27	44	44	44	44	44	44
DIAZ LOPEZ, ALEIX (27)	9	27	27	27	101	101	101	101	101	101	101	44	27	27	27	27	27	27
NIKITIN , VLADISLAV (44)	10	44	226	26	26	26	26	26	26	26	26	101	101	101	101	12	12	12
SEGU ROSA, XAVIER (226)	11	226	26	226	12	12	12	12	12	12	44	12	12	12	12	101	101	101
TEIXIDO COLOMA, AMOS (55)	12	55	12	12	226	226	44	44	44	44	12	26	26	26	26	26	26	26
OLIU ORRIOLS, ALEIX (26)	13	26	525	525	525	44	226	226	525	525	525	525	525	525	525	525	525	525
AMATRIAIN DOMINGO, JAVIER (12)	14	12	121	57	44	525	525	226	226	226	226	226	226	226	226	226	226	226
BARRAGAN RODRIGUEZ, EDGAR (15	121	67	67	57	57	57	67	67	67	67	67	67	67	67	67	67	67
SANZ CALLEJA, GUZMAN (525)	16	525	57	44	67	67	67	57	57	57	57	57	57	57	57	57	57	57
BERANUY FARGUES, XAVIER (67)	17	67	976	121	121	121	55	121	121	121	121	121	123	123	123	123	123	123
NAVARRO SOLER, DAVID (976)	18	976	123	976	976	55	121	121	55	123	123	123	123	121	121	121	121	121
BERNADES BORDA, JOEL (57)	19	57	69	123	123	123	123	123	55	55	55	69	69	69	69	69	95	95
MAÑES TENA, JOAQUIM (123)	20	123	55	55	55	976	69	69	69	69	69	69	55	95	95	95	69	69
CANTO SORRIBAS, JORDI (69)	21	69	95	69	69	69	95	95	95	95	95	95	55	55	55	55	55	55
EXPOSITO RUIZ, ANTONIO (95)	22	95	44	95	95	95	976											
-	23																	

Camp.Catalunya Motocròs. Lleida

MX 1 - MX Elit

Circuit Rufeia El Segre 1,400 km

1a Cursa

11/05/2014 10:20

Carrera (25:00 y 2 Vueltas) iniciado a 10:14:30

Lap	Lap Tm	Diff	Time of Day
(48) CROS CORTES, JOAN			
1	1:42.956	+1.423	10:16:31.273
2	1:42.173	+0.640	10:18:13.446
3	1:41.533		10:19:54.979
4	1:41.876	+0.343	10:21:36.855
5	1:42.031	+0.498	10:23:18.886
6	1:43.467	+1.934	10:25:02.353
7	1:42.676	+1.143	10:26:45.029
8	1:43.327	+1.794	10:28:28.356
9	1:42.458	+0.925	10:30:10.814
10	1:43.014	+1.481	10:31:53.828
11	1:43.251	+1.718	10:33:37.079
12	1:49.393	+7.860	10:35:26.472
13	1:44.536	+3.003	10:37:11.008
14	1:43.962	+2.429	10:38:54.970
15	1:43.527	+1.994	10:40:38.497
16	1:44.514	+2.981	10:42:23.011
17	1:44.523	+2.990	10:44:07.534

Lap	Lap Tm	Diff	Time of Day
(20) MARTINEZ RUIZ, JOSE LUIS			
1	1:44.083	+2.947	10:16:32.817
2	1:50.730	+9.594	10:18:23.547
3	1:41.136		10:20:04.683
4	1:41.871	+0.735	10:21:46.554
5	1:41.974	+0.838	10:23:28.528
6	1:43.201	+2.065	10:25:11.729
7	1:44.151	+3.015	10:26:55.880
8	1:43.228	+2.092	10:28:39.108
9	1:43.506	+2.370	10:30:22.614
10	1:43.378	+2.242	10:32:05.992
11	1:42.738	+1.602	10:33:48.730
12	1:43.477	+2.341	10:35:32.207
13	1:45.104	+3.968	10:37:17.311
14	1:43.158	+2.022	10:39:00.469
15	1:42.891	+1.755	10:40:43.360
16	1:43.013	+1.877	10:42:26.373
17	1:42.528	+1.392	10:44:08.901

Lap	Lap Tm	Diff	Time of Day
(41) SALAVEDRA PONT, GERARD			
1	1:44.564	+2.629	10:16:33.898
2	1:42.687	+0.752	10:18:16.585
3	1:41.935		10:19:58.520
4	1:42.330	+0.395	10:21:40.850
5	1:43.632	+1.697	10:23:24.482
6	1:44.834	+2.899	10:25:09.316
7	1:44.726	+2.791	10:26:54.042
8	1:43.914	+1.979	10:28:37.956
9	1:43.711	+1.776	10:30:21.667
10	1:43.046	+1.111	10:32:04.713
11	1:45.315	+3.380	10:33:50.028
12	1:44.225	+2.290	10:35:34.253
13	1:47.824	+5.889	10:37:22.077
14	1:45.391	+3.456	10:39:07.468
15	1:45.626	+3.691	10:40:53.094
16	1:46.613	+4.678	10:42:39.707
17	1:47.823	+5.888	10:44:27.530

Lap	Lap Tm	Diff	Time of Day
(84) BRUCART SANCHEZ, RAMON			
1	1:46.274	+2.396	10:16:35.776
2	1:44.085	+0.207	10:18:19.861
3	1:43.970	+0.092	10:20:03.831
4	1:43.878		10:21:47.709
5	1:44.310	+0.432	10:23:32.019
6	1:44.587	+0.709	10:25:16.606
7	1:46.765	+2.887	10:27:03.371

Lap	Lap Tm	Diff	Time of Day
8	1:45.568	+1.690	10:28:48.939
9	1:46.069	+2.191	10:30:35.008
10	1:45.601	+1.723	10:32:20.609
11	1:45.271	+1.393	10:34:05.880
12	1:46.309	+2.431	10:35:52.189
13	1:47.468	+3.590	10:37:39.657
14	1:47.596	+3.718	10:39:27.253
15	1:46.908	+3.030	10:41:14.161
16	1:46.431	+2.553	10:43:00.592
17	1:47.796	+3.918	10:44:48.388

Lap	Lap Tm	Diff	Time of Day
(72) DOÑATE LOZANW, PAU			
1	1:45.362	+1.408	10:16:35.067
2	1:43.954		10:18:19.021
3	1:52.390	+8.436	10:20:11.411
4	1:44.018	+0.064	10:21:55.429
5	1:45.551	+1.597	10:23:40.980
6	1:44.731	+0.777	10:25:25.711
7	1:48.544	+4.590	10:27:14.255
8	1:47.745	+3.791	10:29:02.000
9	1:48.067	+4.113	10:30:50.067
10	1:47.739	+3.785	10:32:37.806
11	1:48.130	+4.176	10:34:25.936
12	1:49.394	+5.440	10:36:15.330
13	1:47.434	+3.480	10:38:02.764
14	1:46.627	+2.673	10:39:49.391
15	1:51.238	+7.284	10:41:40.629
16	1:49.111	+5.157	10:43:29.740
17	1:52.844	+8.890	10:45:22.584

Lap	Lap Tm	Diff	Time of Day
(358) OLLE CASANOVAS, ALEIX			
1	1:49.511	+3.262	10:16:40.420
2	1:46.254	+0.005	10:18:26.674
3	1:46.886	+0.637	10:20:13.560
4	1:46.929	+0.680	10:22:00.489
5	1:48.022	+1.773	10:23:48.511
6	1:47.743	+1.494	10:25:36.254
7	1:46.249		10:27:22.503
8	1:48.945	+2.696	10:29:11.448
9	1:48.588	+2.339	10:31:00.036
10	1:47.329	+1.080	10:32:47.365
11	1:48.047	+1.798	10:34:35.412
12	1:46.650	+0.401	10:36:22.062
13	1:47.114	+0.865	10:38:09.176
14	1:47.676	+1.427	10:39:56.852
15	1:49.487	+3.238	10:41:46.339
16	1:50.308	+4.059	10:43:36.647
17	1:50.143	+3.894	10:45:26.790

Lap	Lap Tm	Diff	Time of Day
(64) MONSONIS BALCELLS, OT			
1	1:47.496	+0.497	10:16:38.001
2	1:46.999		10:18:25.000
3	1:47.855	+0.856	10:20:12.855
4	1:47.162	+0.163	10:22:00.017
5	1:47.757	+0.758	10:23:47.774
6	1:47.070	+0.071	10:25:34.844
7	2:03.831	+16.832	10:27:38.675
8	1:49.873	+2.874	10:29:28.548
9	1:52.535	+5.536	10:31:21.083
10	1:51.556	+4.557	10:33:12.639
11	1:49.533	+2.534	10:35:02.172
12	1:51.009	+4.010	10:36:53.181
13	1:50.463	+3.464	10:38:43.644
14	1:50.655	+3.656	10:40:34.299
15	1:53.038	+6.039	10:42:27.337
16	1:50.218	+3.219	10:44:17.555

Lap	Lap Tm	Diff	Time of Day
(44) NIKITIN , VLADISLAV			
1	2:16.535	+28.351	10:17:08.531
2	1:50.715	+2.531	10:18:59.246
3	1:48.797	+0.613	10:20:48.043
4	1:49.179	+0.995	10:22:37.222
5	1:51.326	+3.142	10:24:28.548
6	1:48.843	+0.659	10:26:17.391
7	1:49.518	+1.334	10:28:06.909
8	1:48.857	+0.673	10:29:55.766
9	1:48.184		10:31:43.950
10	1:49.391	+1.207	10:33:33.341
11	1:51.617	+3.433	10:35:24.958
12	1:48.800	+0.616	10:37:13.758
13	1:49.602	+1.418	10:39:03.360
14	1:50.187	+2.003	10:40:53.547
15	1:48.871	+0.687	10:42:42.418
16	1:49.574	+1.390	10:44:31.992

Lap	Lap Tm	Diff	Time of Day
(27) DIAZ LOPEZ, ALEIX			
1	1:52.853	+3.234	10:16:44.483
2	1:49.619		10:18:34.102
3	1:50.167	+0.548	10:20:24.269
4	1:49.807	+0.188	10:22:14.076
5	1:50.722	+1.103	10:24:04.798
6	1:52.417	+2.798	10:25:57.215
7	1:52.350	+2.731	10:27:49.565
8	1:51.826	+2.207	10:29:41.391
9	1:50.794	+1.175	10:31:32.185
10	1:53.886	+4.267	10:33:26.071
11	1:55.255	+5.636	10:35:21.326
12	1:55.048	+5.429	10:37:16.374
13	1:54.811	+4.862	10:39:10.855
14	1:51.812	+2.193	10:41:02.667
15	1:53.665	+4.046	10:42:56.332
16	1:53.978	+4.359	10:44:50.310

Lap	Lap Tm	Diff	Time of Day
(12) AMATRIAIN DOMINGO, JAVIER			
1	1:56.343	+6.066	10:16:49.530
2	1:53.873	+3.596	10:18:43.403
3	1:50.277		10:20:33.680
4	1:51.406	+1.129	10:22:25.086
5	1:52.096	+1.819	10:24:17.182
6	1:51.915	+1.638	10:26:09.097
7	1:52.429	+2.152	10:28:01.526
8	1:50.741	+0.464	10:29:52.267
9	1:51.067	+0.790	10:31:43.334
10	1:51.540	+1.263	10:33:34.874
11	1:55.242	+4.965	10:35:30.116
12	1:51.654	+1.377	10:37:21.770
13	1:51.871	+1.594	10:39:13.641
14	1:53.349	+3.072	10:41:06.990
15	1:51.070	+0.793	10:42:58.060
16	1:54.442	+4.165	10:44:52.502

Lap	Lap Tm	Diff	Time of Day
(101) CASTELLS CARDET, RUBEN			
1	1:51.947	+2.301	10:16:43.294
2	1:49.646		10:18:32.940
3	1:53.566	+3.920	10:20:26.506
4	1:52.259	+2.613	10:22:18.765
5	1:53.616	+3.970	10:24:12.381
6	1:51.281	+1.635	10:26:03.662
7	1:52.521	+2.875	10:27:56.183
8	1:51.659	+2.013	10:29:47.842
9	1:50.983	+1.337	10:31:38.825
10	1:52.111	+2.465	10:33:30.936

Jefe de cronometraje Nando Ribé

Orbits

Director de Carrera Lluís Capdevila



SEGUROS
Ges

www.mylaps.com

Licenciado a: Nando.Crono

Camp.Catalunya Motocròs. Lleida

MX 1 - MX Elit

Circuit Rufeia El Segre 1,400 km

1a Cursa

11/05/2014 10:20

Carrera (25:00 y 2 Vueltas) iniciado a 10:14:30

Lap	Lap Tm	Diff	Time of Day
11	1:55.158	+5.512	10:35:26.094
12	1:53.796	+4.150	10:37:19.890
13	1:53.228	+3.582	10:39:13.118
14	1:53.230	+3.584	10:41:06.348
15	1:56.503	+6.857	10:43:02.851
16	1:54.095	+4.449	10:44:56.946

(26) OLIU ORRIOLS, ALEIX

1	1:55.808	+5.331	10:16:48.781
2	1:52.416	+1.939	10:18:41.197
3	1:51.628	+1.151	10:20:32.825
4	1:51.295	+0.818	10:22:24.120
5	1:52.378	+1.901	10:24:16.498
6	1:51.484	+1.007	10:26:07.982
7	1:52.430	+1.953	10:28:00.412
8	1:50.919	+0.442	10:29:51.331
9	1:50.983	+0.506	10:31:42.314
10	1:50.477		10:33:32.791
11	1:58.692	+8.215	10:35:31.483
12	1:58.389	+7.912	10:37:29.872
13	1:52.049	+1.572	10:39:21.921
14	1:54.754	+4.277	10:41:16.675
15	1:53.105	+2.628	10:43:09.780
16	1:55.776	+5.299	10:45:05.556

(525) SANZ CALLEJA, GUZMAN

1	1:58.044	+3.066	10:16:52.309
2	1:55.521	+0.543	10:18:47.830
3	1:54.978		10:20:42.808
4	1:55.655	+0.677	10:22:38.463
5	1:56.803	+1.825	10:24:35.266
6	1:59.346	+4.368	10:26:34.612
7	1:55.671	+0.693	10:28:30.283
8	1:58.657	+3.679	10:30:28.940
9	1:55.140	+0.162	10:32:24.080
10	1:57.540	+2.562	10:34:21.620
11	1:57.566	+2.588	10:36:19.186
12	1:56.951	+1.973	10:38:16.137
13	1:56.283	+1.305	10:40:12.420
14	1:56.319	+1.341	10:42:08.739
15	1:55.394	+0.416	10:44:04.133
16	2:03.277	+8.299	10:46:07.410

(226) SEGU ROSA, XAVIER

1	1:55.749	+0.842	10:16:48.260
2	1:54.907		10:18:43.167
3	1:55.288	+0.381	10:20:38.455
4	1:57.152	+2.245	10:22:35.607
5	1:59.102	+4.195	10:24:34.709
6	1:59.207	+4.300	10:26:33.916
7	2:00.115	+5.208	10:28:34.031
8	2:00.635	+5.728	10:30:34.666
9	2:00.916	+6.009	10:32:35.582
10	1:59.572	+4.665	10:34:35.154
11	2:00.650	+5.743	10:36:35.804
12	1:59.459	+4.552	10:38:35.263
13	1:57.605	+2.698	10:40:32.868
14	1:58.697	+3.790	10:42:31.565
15	2:01.618	+6.711	10:44:33.183

(67) BERANUY FARGUES, XAVIER

1	2:04.378	+6.325	10:16:58.885
2	1:59.949	+1.896	10:18:58.834
3	1:59.583	+1.530	10:20:58.417
4	1:59.196	+1.143	10:22:57.613
5	1:58.053		10:24:55.666

Lap	Lap Tm	Diff	Time of Day
6	1:59.681	+1.628	10:26:55.347
7	2:00.355	+2.302	10:28:55.702
8	1:59.285	+1.232	10:30:54.987
9	1:58.956	+0.903	10:32:53.943
10	1:58.794	+0.741	10:34:52.737
11	1:59.609	+1.556	10:36:52.346
12	1:59.164	+1.111	10:38:51.510
13	2:00.625	+2.572	10:40:52.135
14	2:00.307	+2.254	10:42:52.442
15	2:03.071	+5.018	10:44:55.513

(57) BERNADES BORDA, JOEL

1	2:04.576	+6.732	10:16:59.423
2	1:58.889	+1.045	10:18:58.312
3	1:57.844		10:20:56.156
4	1:58.374	+0.530	10:22:54.530
5	1:59.078	+1.234	10:24:53.608
6	2:02.690	+4.846	10:26:56.298
7	2:00.218	+2.374	10:28:56.516
8	1:58.998	+1.154	10:30:55.514
9	1:59.004	+1.160	10:32:54.518
10	2:00.056	+2.212	10:34:54.574
11	1:59.511	+1.667	10:36:54.085
12	2:04.019	+6.175	10:38:58.104
13	2:20.282	+22.438	10:41:18.386
14	2:06.960	+9.116	10:43:25.346
15	2:12.380	+14.536	10:45:37.726

(123) MAÑES TENA, JOAQUIM

1	2:05.954	+4.392	10:17:01.589
2	2:03.176	+1.614	10:19:04.765
3	2:01.562		10:21:06.327
4	2:01.781	+0.219	10:23:08.108
5	2:03.057	+1.495	10:25:11.165
6	2:04.051	+2.489	10:27:15.216
7	2:01.704	+0.142	10:29:16.920
8	2:02.092	+0.530	10:31:19.012
9	2:03.859	+2.297	10:33:22.871
10	2:07.877	+6.315	10:35:30.748
11	2:06.412	+4.850	10:37:37.160
12	2:01.923	+0.361	10:39:39.083
13	2:03.404	+1.842	10:41:42.487
14	2:04.092	+2.530	10:43:46.579
15	2:03.990	+2.428	10:45:50.569

(121) BARRAGAN RODRIGUEZ, EDGAR

1	2:04.035	+1.842	10:16:57.956
2	2:02.773	+0.580	10:19:00.729
3	2:02.193		10:21:02.922
4	2:02.369	+0.176	10:23:05.291
5	2:02.733	+0.540	10:25:08.024
6	2:02.781	+0.588	10:27:10.805
7	2:02.839	+0.646	10:29:13.644
8	2:04.452	+2.259	10:31:18.096
9	2:04.030	+1.837	10:33:22.126
10	2:07.741	+5.548	10:35:29.867
11	2:06.956	+4.763	10:37:36.823
12	2:05.173	+2.980	10:39:41.996
13	2:03.824	+1.631	10:41:45.820
14	2:03.085	+0.892	10:43:48.905
15	2:03.370	+1.177	10:45:52.275

(95) EXPOSITO RUIZ, ANTONIO

1	2:07.368	+6.135	10:17:06.504
2	2:03.929	+2.696	10:19:10.433
3	2:01.591	+0.358	10:21:12.024

Lap	Lap Tm	Diff	Time of Day
4	2:02.069	+0.836	10:23:14.093
5	2:03.263	+2.030	10:25:17.356
6	2:01.534	+0.301	10:27:18.890
7	2:01.233		10:29:20.123
8	2:03.112	+1.879	10:31:23.235
9	2:04.835	+3.602	10:33:28.070
10	2:05.487	+4.254	10:35:33.557
11	2:07.477	+6.244	10:37:41.034
12	2:04.231	+2.998	10:39:45.265
13	2:02.624	+1.391	10:41:47.889
14	2:03.486	+2.253	10:43:51.375
15	2:04.821	+3.588	10:45:56.196

(69) CANTO SORRIBAS, JORDI

1	2:06.358	+4.820	10:17:02.540
2	2:03.928	+2.390	10:19:06.468
3	2:01.538		10:21:08.006
4	2:02.471	+0.933	10:23:10.477
5	2:02.833	+1.295	10:25:13.310
6	2:02.334	+0.796	10:27:15.644
7	2:02.889	+1.351	10:29:18.533
8	2:03.513	+1.975	10:31:22.046
9	2:03.574	+2.036	10:33:25.620
10	2:06.674	+5.136	10:35:32.294
11	2:06.074	+4.536	10:37:38.368
12	2:04.410	+2.872	10:39:42.778
13	2:04.261	+2.723	10:41:47.039
14	2:03.742	+2.204	10:43:50.781
15	2:20.221	+18.683	10:46:11.002

(55) TEIXIDO COLOMA, AMOS

1	2:10.084	+11.581	10:17:02.895
2	2:02.149	+3.646	10:19:05.044
3	2:02.053	+3.550	10:21:07.097
4	1:58.503		10:23:05.600
5	2:00.863	+2.360	10:25:06.463
6	2:02.740	+4.237	10:27:09.203
7	2:06.122	+7.619	10:29:15.325
8	2:05.380	+6.877	10:31:20.705
9	2:02.841	+4.338	10:33:23.546
10	2:07.837	+9.334	10:35:31.383
11	2:08.979	+10.476	10:37:40.362
12	2:08.310	+9.807	10:39:48.672
13	2:08.319	+9.816	10:41:56.991
14	2:11.190	+12.687	10:44:08.181

(976) NAVARRO SOLER, DAVID

1	2:05.818	+4.028	10:17:00.662
2	2:03.426	+1.636	10:19:04.088
3	2:01.790		10:21:05.878
4	2:03.810	+2.020	10:23:09.688
5	2:37.303	+35.513	10:25:46.991

Jefe de cronometraje Nando Ribé

Orbits

Director de Carrera Lluís Capdevila



SEGUROS
Ges

www.mylaps.com

Licenciado a: Nando.Crono

Camp.Catalunya Motocròs. Lleida

Clasificado por vueltas

MX 1 - MX Elit

Circuit Rufe El Segre 1,400 km

2a Cursa

11/05/2014 12:00

Carrera (25:00 y 2 Vueltas) iniciado a 11:55:05

Pos.	Nº	Nom	Voltes	Total T°	Mejor Tm	En Volta	Club	PEC	Categ
1	48	CROS CORTES, JOAN	17	29:43.273	1:41.426	4	Mc Montgai	1	MX Elit
2	20	MARTINEZ RUIZ, JOSE LUIS	17	29:43.956	1:41.413	4	Mc. Segre	2	MX Elit
3	41	SALAVEDRA PONT, GERARD	17	30:34.598	1:44.737	12	Peu a Baix	3	MX Elit
4	72	DOÑATE LOZANW, PAU	17	30:45.000	1:42.964	3	Mc Roquetes	4	MX Elit
5	358	OLLE CASANOVAS, ALEIX	17	31:12.655	1:46.877	5	Mc. Polea SX	5	MX Elit
6	84	BRUCART SANCHEZ, RAMON	17	31:14.875	1:46.128	13	Amv Torroella	6	MX Elit
7	64	MONSONIS BALCELLS, OT	16	29:51.784	1:47.436	2	Mc. Segre	7	MX Elit
8	27	DIAZ LOPEZ, ALEIX	16	29:57.833	1:48.247	2	Mc. Segre	8	MX Elit
9	44	NIKITIN , VLADISLAV	16	29:58.161	1:47.931	5	P.M.B.	1	MX 1
10	101	CASTELLS CARDET, RUBEN	16	30:54.750	1:51.611	2	Mc. Segre	2	MX 1
11	12	AMATRIAIN DOMINGO, JAVIER	16	31:03.390	1:52.257	3	CE Pm Vilassar Dalt	3	MX 1
12	525	SANZ CALLEJA, GUZMAN	16	31:33.708	1:54.853	2	Sinesponsor Racing	4	MX 1
13	26	OLIU ORRIOLS, ALEIX	16	31:41.785	1:51.395	2	Mc. Polea SX	5	MX 1
14	67	BERANUY FARGUES, XAVIER	15	30:37.807	1:58.811	5	Terremotard Almenar	6	MX 1
15	57	BERNADES BORDA, JOEL	15	30:41.660	1:58.622	9	Mc. Segre	7	MX 1
16	226	SEGU ROSA, XAVIER	15	30:43.805	1:59.385	9	Mc. Segre	8	MX 1
17	55	TEIXIDO COLOMA, AMOS	15	31:11.189	1:57.099	1	Mc Sitges	9	MX 1
18	95	EXPOSITO RUIZ, ANTONIO	15	31:16.021	2:00.382	5	Mc. Segre	10	MX 1
19	123	MAÑES TENA, JOAQUIM	15	31:36.473	2:00.687	5	Mc Esplugues	11	MX 1
20	69	CANTO SORRIBAS, JORDI	15	31:38.670	2:00.821	3	Mc. Segre	12	MX 1
21	121	BARRAGAN RODRIGUEZ, EDGAR	14	30:10.146	2:01.629	4	Mc Foc i Fuego	13	MX 1

No clasificado

NT	976	NAVARRO SOLER, DAVID	8	22:59.773	2:04.470	5	Amc Martorelles	NT	MX 1
NE	148	SOLER MULLOR, DANIEL				0	Amc Martorelles	NE	MX 1

Margin of Victory	Avg. Speed	Best Lap Tm	Best Spd	Best Lap by
0.683	48,046	1:41.413	49,698	20 - MARTINEZ RUIZ, JOSE LUIS

Jefe de cronometraje Nando Ribé

Orbits

Director de Carrera Lluís Capdevila



SEGUROS
Ges

www.mylaps.com

Licenciado a: Nando.Crono

MX 1 - MX Elit

Circuit Rufeá El Segre 1,400 km

2a Cursa

11/05/2014 12:00

Carrera (25:00 y 2 Vueltas) iniciado a 11:55:05

Competidores	Vueltas																	
	0	1	2	3	4	5	6	7	8	9	10	11	12	13	14	15	16	17
SALAVEDRA PONT, GERARD (41)	1	41	72	72	72	48	48	48	48	48	48	48	48	48	48	48	48	48
DOÑATE LOZANW, PAU (72)	2	72	41	48	48	72	20	20	20	20	20	20	20	20	20	20	20	20
BRUCART SANCHEZ, RAMON (84)	3	84	48	20	20	20	72	72	72	72	72	72	72	72	41	41	41	41
CROS CORTES, JOAN (48)	4	48	20	41	41	41	41	41	41	41	41	41	41	41	72	72	72	72
MONSONIS BALCELLS, OT (64)	5	64	84	64	358	358	358	358	358	358	358	358	358	358	358	358	358	358
OLLE CASANOVAS, ALEIX (358)	6	358	64	358	27	27	27	27	27	27	27	84	84	84	84	84	84	84
MARTINEZ RUIZ, JOSE LUIS (20)	7	20	358	27	64	64	64	64	64	64	84	27	27	64	64	64	64	64
DIAZ LOPEZ, ALEIX (27)	8	27	27	101	84	84	84	84	84	84	64	64	64	27	27	27	27	27
CASTELLS CARDET, RUBEN (101)	9	101	101	26	101	101	101	101	44	44	44	44	44	44	44	44	44	44
OLIU ORRIOLS, ALEIX (26)	10	26	26	84	26	26	26	44	101	101	101	101	101	101	101	101	101	101
SANZ CALLEJA, GUZMAN (525)	11	525	525	525	525	44	44	26	26	26	26	26	26	12	12	12	12	12
TEIXIDO COLOMA, AMOS (55)	12	55	55	55	12	525	12	12	12	12	12	12	12	12	525	525	525	525
EXPOSITO RUIZ, ANTONIO (95)	13	95	95	12	44	12	525	525	525	525	525	525	525	26	26	26	26	26
BERANUY FARGUES, XAVIER (67)	14	67	67	44	55	55	55	55	67	67	67	67	67	67	67	67	67	67
CANTO SORRIBAS, JORDI (69)	15	69	57	67	67	67	67	67	55	55	57	57	57	57	57	57	57	57
BERNADES BORDA, JOEL (57)	16	57	12	95	95	57	57	57	57	57	226	226	226	226	226	226	226	226
MAÑES TENA, JOAQUIM (123)	17	123	69	57	57	95	95	95	226	226	55	55	55	55	55	55	55	55
SEGU ROSA, XAVIER (226)	18	226	226	226	226	226	226	226	95	95	95	95	95	95	95	95	95	95
AMATRIAIN DOMINGO, JAVIER (12)	19	12	123	69	69	69	69	69	69	123	123	123	123	123	123	123	123	123
BARRAGAN RODRIGUEZ, EDGAR (20	121	44	123	123	123	123	123	123	69	69	69	69	69	69	69	69	69
NIKITIN , VLADISLAV (44)	21	44	121	121	121	121	121	121	121	121	121	121	121	121	121	121	121	121
NAVARRO SOLER, DAVID (976)	22	976	976	976	976	976	976	976	976	976	976	976	976	976	976	976	976	976
-	23																	

Camp.Catalunya Motocròs. Lleida

MX 1 - MX Elit

Circuit Rufeia El Segre 1,400 km

2a Cursa

11/05/2014 12:00

Carrera (25:00 y 2 Vueltas) iniciado a 11:55:05

Lap	Lap Tm	Diff	Time of Day
(48) CROS CORTES, JOAN			
1	1:46.044	+4.618	11:57:11.837
2	1:43.751	+2.325	11:58:55.588
3	1:42.622	+1.196	12:00:38.210
4	1:41.426		12:02:19.636
5	1:43.117	+1.691	12:04:02.753
6	1:43.507	+2.081	12:05:46.260
7	1:45.543	+4.117	12:07:31.803
8	1:43.329	+1.903	12:09:15.132
9	1:43.819	+2.393	12:10:58.951
10	1:43.159	+1.733	12:12:42.110
11	1:43.768	+2.342	12:14:25.878
12	1:44.714	+3.288	12:16:10.592
13	1:45.780	+4.354	12:17:56.372
14	1:44.112	+2.686	12:19:40.484
15	1:43.709	+2.283	12:21:24.193
16	1:42.217	+0.791	12:23:06.410
17	1:42.689	+1.263	12:24:49.099

Lap	Lap Tm	Diff	Time of Day
(20) MARTINEZ RUIZ, JOSE LUIS			
1	1:46.148	+4.735	11:57:12.951
2	1:43.385	+1.972	11:58:56.336
3	1:43.986	+2.573	12:00:40.322
4	1:41.413		12:02:21.735
5	1:43.467	+2.054	12:04:05.202
6	1:43.308	+1.895	12:05:48.510
7	1:44.893	+3.480	12:07:33.403
8	1:43.200	+1.787	12:09:16.603
9	1:43.510	+2.097	12:11:00.113
10	1:43.425	+2.012	12:12:43.538
11	1:43.363	+1.950	12:14:26.901
12	1:44.483	+3.070	12:16:11.384
13	1:45.485	+4.072	12:17:56.869
14	1:44.539	+3.126	12:19:41.408
15	1:43.910	+2.497	12:21:25.318
16	1:42.756	+1.343	12:23:08.074
17	1:41.708	+0.295	12:24:49.782

Lap	Lap Tm	Diff	Time of Day
(41) SALAVEDRA PONT, GERARD			
1	1:47.077	+2.340	11:57:11.300
2	1:45.842	+1.105	11:58:57.142
3	1:45.687	+0.950	12:00:42.829
4	1:44.857	+0.120	12:02:27.686
5	1:46.949	+2.212	12:04:14.635
6	1:47.109	+2.372	12:06:01.744
7	1:46.977	+2.240	12:07:48.721
8	1:48.004	+3.267	12:09:36.725
9	1:46.269	+1.532	12:11:22.994
10	1:45.719	+0.982	12:13:08.713
11	1:45.288	+0.551	12:14:54.001
12	1:44.737		12:16:38.738
13	1:46.311	+1.574	12:18:25.049
14	1:47.242	+2.505	12:20:12.291
15	1:48.108	+3.371	12:22:00.399
16	1:48.195	+3.458	12:23:48.594
17	1:51.830	+7.093	12:25:40.424

Lap	Lap Tm	Diff	Time of Day
(72) DOÑATE LOZANW, PAU			
1	1:44.810	+1.846	11:57:09.656
2	1:43.775	+0.811	11:58:53.431
3	1:42.964		12:00:36.395
4	1:43.399	+0.435	12:02:19.794
5	1:47.451	+4.487	12:04:07.245
6	1:46.972	+4.008	12:05:54.217
7	1:46.938	+3.974	12:07:41.155

Lap	Lap Tm	Diff	Time of Day
8	1:47.146	+4.182	12:09:28.301
9	1:45.989	+3.025	12:11:14.290
10	1:46.937	+3.973	12:13:01.227
11	1:47.721	+4.757	12:14:48.948
12	1:46.812	+3.848	12:16:35.760
13	1:48.632	+5.668	12:18:24.392
14	1:53.840	+10.876	12:20:18.232
15	1:49.912	+6.948	12:22:08.144
16	1:49.769	+6.805	12:23:57.913
17	1:52.913	+9.949	12:25:50.826

Lap	Lap Tm	Diff	Time of Day
(358) OLLE CASANOVAS, ALEIX			
1	1:49.731	+2.854	11:57:16.318
2	1:47.064	+0.187	11:59:03.382
3	1:50.043	+3.166	12:00:53.425
4	1:48.107	+1.230	12:02:41.532
5	1:46.877		12:04:28.409
6	1:48.522	+1.645	12:06:16.931
7	1:47.519	+0.642	12:08:04.450
8	1:48.406	+1.529	12:09:52.856
9	1:50.051	+3.174	12:11:42.907
10	1:50.278	+3.401	12:13:33.185
11	1:48.066	+1.189	12:15:21.251
12	1:48.889	+2.012	12:17:10.140
13	1:48.427	+1.550	12:18:58.567
14	1:49.601	+2.724	12:20:48.168
15	1:47.354	+0.477	12:22:35.522
16	1:50.609	+3.732	12:24:26.131
17	1:52.350	+5.473	12:26:18.481

Lap	Lap Tm	Diff	Time of Day
(84) BRUCART SANCHEZ, RAMON			
1	1:48.010	+1.882	11:57:13.158
2	2:02.372	+16.244	11:59:15.530
3	1:48.216	+2.088	12:01:03.746
4	1:47.405	+1.277	12:02:51.151
5	1:50.012	+3.884	12:04:41.163
6	1:46.612	+0.484	12:06:27.775
7	1:50.115	+3.987	12:08:17.890
8	1:49.341	+3.213	12:10:07.231
9	1:49.743	+3.615	12:11:56.974
10	1:49.115	+2.987	12:13:46.089
11	1:48.866	+2.738	12:15:34.955
12	1:47.252	+1.124	12:17:22.207
13	1:46.128		12:19:08.335
14	1:47.463	+1.335	12:20:55.798
15	1:48.932	+2.804	12:22:44.730
16	1:49.106	+2.978	12:24:33.836
17	1:46.865	+0.737	12:26:20.701

Lap	Lap Tm	Diff	Time of Day
(64) MONSONIS BALCELLS, OT			
1	1:49.062	+1.626	11:57:15.172
2	1:47.436		11:59:02.608
3	1:55.869	+8.433	12:00:58.477
4	1:48.380	+0.944	12:02:46.857
5	1:49.437	+2.001	12:04:36.294
6	1:50.155	+2.719	12:06:26.449
7	1:50.933	+3.497	12:08:17.382
8	1:49.530	+2.094	12:10:06.912
9	1:52.516	+5.080	12:11:59.428
10	1:50.947	+3.511	12:13:50.375
11	1:50.401	+2.965	12:15:40.776
12	1:50.042	+2.606	12:17:30.818
13	1:49.629	+2.193	12:19:20.447
14	1:50.761	+3.325	12:21:11.208
15	1:51.762	+4.326	12:23:02.970
16	1:54.640	+7.204	12:24:57.610

Lap	Lap Tm	Diff	Time of Day
(27) DIAZ LOPEZ, ALEIX			
1	1:50.601	+2.354	11:57:18.254
2	1:48.247		11:59:06.501
3	1:50.019	+1.772	12:00:56.520
4	1:49.031	+0.784	12:02:45.551
5	1:49.599	+1.352	12:04:35.150
6	1:50.710	+2.463	12:06:25.860
7	1:50.170	+1.923	12:08:16.030
8	1:49.252	+1.005	12:10:05.282
9	1:50.992	+2.745	12:11:56.274
10	1:51.753	+3.506	12:13:48.027
11	1:51.841	+3.594	12:15:39.868
12	1:52.590	+4.343	12:17:32.458
13	1:52.125	+3.878	12:19:24.583
14	1:53.540	+5.293	12:21:18.123
15	1:54.326	+6.079	12:23:12.449
16	1:51.210	+2.963	12:25:03.659

Lap	Lap Tm	Diff	Time of Day
(44) NIKITIN , VLADISLAV			
1	1:51.282	+3.351	11:57:39.676
2	1:51.430	+3.499	11:59:31.106
3	1:49.897	+1.966	12:01:21.003
4	1:49.963	+2.032	12:03:10.966
5	1:47.931		12:04:58.897
6	1:49.156	+1.225	12:06:48.053
7	1:49.326	+1.395	12:08:37.379
8	1:49.522	+1.591	12:10:26.901
9	1:49.477	+1.546	12:12:16.378
10	1:48.266	+0.335	12:14:04.644
11	1:50.023	+2.092	12:15:54.667
12	1:49.892	+1.961	12:17:44.559
13	1:50.667	+2.736	12:19:35.226
14	1:50.813	+2.882	12:21:26.039
15	1:49.447	+1.516	12:23:15.486
16	1:48.501	+0.570	12:25:03.987

Lap	Lap Tm	Diff	Time of Day
(101) CASTELLS CARDET, RUBEN			
1	1:52.879	+1.268	11:57:21.754
2	1:51.611		11:59:13.365
3	1:53.346	+1.735	12:01:06.711
4	1:52.314	+0.703	12:02:59.025
5	1:52.983	+1.372	12:04:52.008
6	1:52.426	+0.815	12:06:44.434
7	1:55.055	+3.444	12:08:39.489
8	1:53.700	+2.089	12:10:33.189
9	1:54.440	+2.829	12:12:27.629
10	1:53.471	+1.860	12:14:21.100
11	1:56.691	+5.080	12:16:17.791
12	1:54.974	+3.363	12:18:12.765
13	1:55.163	+3.552	12:20:07.928
14	1:57.192	+5.581	12:22:05.120
15	1:58.389	+6.778	12:24:03.509
16	1:57.067	+5.456	12:26:00.576

Lap	Lap Tm	Diff	Time of Day
(12) AMATRIAIN DOMINGO, JAVIER			
1	2:01.002	+8.745	11:57:35.766
2	1:52.454	+0.197	11:59:28.220
3	1:52.257		12:01:20.477
4	1:53.602	+1.345	12:03:14.079
5	1:53.189	+0.932	12:05:07.268
6	1:53.102	+0.845	12:07:00.370
7	1:52.555	+0.298	12:08:52.925
8	1:52.866	+0.609	12:10:45.791
9	1:53.601	+1.344	12:12:39.392
10	1:54.567	+2.310	12:14:33.959

Camp.Catalunya Motocròs. Lleida

MX 1 - MX Elit

Circuit Rufeia El Segre 1,400 km

2a Cursa

11/05/2014 12:00

Carrera (25:00 y 2 Vueltas) iniciado a 11:55:05

Lap	Lap Tm	Diff	Time of Day
11	1:54.095	+1.838	12:16:28.054
12	1:55.816	+3.559	12:18:23.870
13	1:56.929	+4.672	12:20:20.799
14	1:55.156	+2.899	12:22:15.955
15	1:57.074	+4.817	12:24:13.029
16	1:56.187	+3.930	12:26:09.216

(525) SANZ CALLEJA, GUZMAN

1	1:55.291	+0.438	11:57:26.064
2	1:54.853		11:59:20.917
3	1:56.229	+1.376	12:01:17.146
4	1:56.185	+1.332	12:03:13.331
5	1:57.210	+2.357	12:05:10.541
6	1:54.885	+0.032	12:07:05.426
7	1:56.310	+1.457	12:09:01.736
8	1:56.946	+2.093	12:10:58.682
9	1:58.927	+4.074	12:12:57.609
10	1:59.883	+5.030	12:14:57.492
11	1:56.549	+1.696	12:16:54.041
12	1:55.916	+1.063	12:18:49.957
13	1:59.609	+4.756	12:20:49.566
14	1:57.631	+2.778	12:22:47.197
15	1:55.270	+0.417	12:24:42.467
16	1:57.067	+2.214	12:26:39.534

(26) OLIU ORRIOLS, ALEIX

1	1:54.495	+3.100	11:57:23.934
2	1:51.395		11:59:15.329
3	1:53.320	+1.925	12:01:08.649
4	1:51.946	+0.551	12:03:00.595
5	1:52.674	+1.279	12:04:53.269
6	2:00.018	+8.623	12:06:53.287
7	1:52.701	+1.306	12:08:45.988
8	1:53.209	+1.814	12:10:39.197
9	1:53.228	+1.833	12:12:32.425
10	1:52.582	+1.187	12:14:25.007
11	1:56.882	+5.487	12:16:21.889
12	1:52.400	+1.005	12:18:14.289
13	2:38.465	+47.070	12:20:52.754
14	1:56.313	+4.918	12:22:49.067
15	1:53.921	+2.526	12:24:42.988
16	2:04.623	+13.228	12:26:47.611

(67) BERANUY FARGUES, XAVIER

1	2:02.064	+3.253	11:57:34.741
2	2:00.618	+1.807	11:59:35.359
3	2:00.342	+1.531	12:01:35.701
4	2:00.171	+1.360	12:03:35.872
5	1:58.811		12:05:34.683
6	2:00.982	+2.171	12:07:35.665
7	2:00.387	+1.576	12:09:36.052
8	1:59.563	+0.752	12:11:35.615
9	1:59.148	+0.337	12:13:34.763
10	1:59.692	+0.881	12:15:34.455
11	2:02.136	+3.325	12:17:36.591
12	2:00.377	+1.566	12:19:36.968
13	2:02.168	+3.357	12:21:39.136
14	2:01.208	+2.397	12:23:40.344
15	2:03.289	+4.478	12:25:43.633

(57) BERNADES BORDA, JOEL

1	2:01.826	+3.204	11:57:35.505
2	2:01.925	+3.303	11:59:37.430
3	1:59.948	+1.326	12:01:37.378
4	1:59.028	+0.406	12:03:36.406
5	1:58.883	+0.261	12:05:35.289

Lap	Lap Tm	Diff	Time of Day
6	2:01.395	+2.773	12:07:36.684
7	2:01.638	+3.016	12:09:38.322
8	2:01.716	+3.094	12:11:40.038
9	1:58.622		12:13:38.660
10	2:00.305	+1.683	12:15:38.965
11	2:00.624	+2.002	12:17:39.589
12	2:00.587	+1.965	12:19:40.176
13	2:05.526	+6.904	12:21:45.702
14	1:59.744	+1.122	12:23:45.446
15	2:02.040	+3.418	12:25:47.486

(226) SEGU ROSA, XAVIER

1	2:03.243	+3.858	11:57:37.771
2	2:00.061	+0.676	11:59:37.832
3	2:00.080	+0.695	12:01:37.912
4	2:01.334	+1.949	12:03:39.246
5	2:00.778	+1.393	12:05:40.024
6	2:02.313	+2.928	12:07:42.337
7	2:01.805	+2.420	12:09:44.142
8	1:59.894	+0.509	12:11:44.036
9	1:59.385		12:13:43.421
10	2:02.245	+2.860	12:15:45.666
11	2:00.975	+1.590	12:17:46.641
12	2:02.886	+3.501	12:19:49.527
13	2:00.067	+0.682	12:21:49.594
14	1:59.836	+0.451	12:23:49.430
15	2:00.201	+0.816	12:25:49.631

(55) TEIXIDO COLOMA, AMOS

1	1:57.099		11:57:28.289
2	1:58.320	+1.221	11:59:26.609
3	2:04.011	+6.912	12:01:30.620
4	1:59.549	+2.450	12:03:30.169
5	2:00.251	+3.152	12:05:30.420
6	2:01.265	+4.166	12:07:31.685
7	2:05.179	+8.080	12:09:36.864
8	2:02.781	+5.682	12:11:39.645
9	2:06.372	+9.273	12:13:46.017
10	2:07.720	+10.621	12:15:53.737
11	2:05.484	+8.385	12:17:59.221
12	2:04.311	+7.212	12:20:03.532
13	2:06.192	+9.093	12:22:09.724
14	2:03.305	+6.206	12:24:13.029
15	2:03.986	+6.887	12:26:17.015

(95) EXPOSITO RUIZ, ANTONIO

1	2:02.497	+2.115	11:57:34.022
2	2:02.292	+1.910	11:59:36.314
3	2:00.753	+0.371	12:01:37.067
4	2:01.553	+1.171	12:03:38.620
5	2:00.382		12:05:39.002
6	2:01.664	+1.282	12:07:40.666
7	2:04.614	+4.232	12:09:45.280
8	2:03.710	+3.328	12:11:48.990
9	2:03.697	+3.315	12:13:52.687
10	2:02.897	+2.515	12:15:55.584
11	2:04.927	+4.545	12:18:00.511
12	2:04.695	+4.313	12:20:05.206
13	2:06.316	+5.934	12:22:11.522
14	2:04.494	+4.112	12:24:16.016
15	2:05.831	+5.449	12:26:21.847

(123) MAÑES TENA, JOAQUIM

1	2:05.037	+4.350	11:57:39.164
2	2:01.955	+1.268	11:59:41.119
3	2:02.052	+1.365	12:01:43.171

Lap	Lap Tm	Diff	Time of Day
4	2:01.761	+1.074	12:03:44.932
5	2:00.687		12:05:45.619
6	2:04.950	+4.263	12:07:50.569
7	2:02.005	+1.318	12:09:52.574
8	2:02.661	+1.974	12:11:55.235
9	2:04.138	+3.451	12:13:59.373
10	2:03.833	+3.146	12:16:03.206
11	2:05.790	+5.103	12:18:08.996
12	2:09.470	+8.783	12:20:18.466
13	2:07.625	+6.938	12:22:26.091
14	2:07.450	+6.763	12:24:33.541
15	2:08.758	+8.071	12:26:42.299

(69) CANTO SORRIBAS, JORDI

1	2:03.785	+2.964	11:57:37.339
2	2:01.674	+0.853	11:59:39.013
3	2:00.821		12:01:39.834
4	2:01.698	+0.877	12:03:41.532
5	2:01.707	+0.886	12:05:43.239
6	2:04.630	+3.809	12:07:47.869
7	2:03.430	+2.609	12:09:51.299
8	2:04.687	+3.866	12:11:55.986
9	2:05.577	+4.756	12:14:01.563
10	2:04.669	+3.848	12:16:06.232
11	2:06.142	+5.321	12:18:12.374
12	2:09.780	+8.959	12:20:22.154
13	2:07.957	+7.136	12:22:30.111
14	2:08.243	+7.422	12:24:38.354
15	2:06.142	+5.321	12:26:44.496

(121) BARRAGAN RODRIGUEZ, EDGAR

1	2:04.284	+2.655	11:57:42.669
2	2:04.297	+2.668	11:59:46.966
3	2:03.021	+1.392	12:01:49.987
4	2:01.629		12:03:51.616
5	2:04.254	+2.625	12:05:55.870
6	2:02.630	+1.001	12:07:58.500
7	2:04.041	+2.412	12:10:02.541
8	2:06.876	+5.247	12:12:09.417
9	2:05.080	+3.451	12:14:14.497
10	2:12.452	+10.823	12:16:26.949
11	2:11.118	+9.489	12:18:38.067
12	2:14.664	+13.035	12:20:52.731
13	2:08.142	+6.513	12:23:00.873
14	2:15.099	+13.470	12:25:15.972

(976) NAVARRO SOLER, DAVID

1	2:08.029	+3.559	12:01:51.591
2	2:08.466	+3.996	12:04:00.057
3	2:19.274	+14.804	12:06:19.331
4	2:07.676	+3.206	12:08:27.007
5	2:04.470		12:10:31.477
6	3:02.240	+57.770	12:13:33.717
7	2:16.447	+11.977	12:15:50.164
8	2:15.435	+10.965	12:18:05.599

Jefe de cronometraje Nando Ribé

Orbits

Director de Carrera Lluis Capdevila



SEGUROS
Ges

www.mylaps.com

Licenciado a: Nando.Crono

Camp.Catalunya Motocròs. Lleida

MX 1 - MX Elit

Circuit Rufeia El Segre 1,400 km

FINALS MX1 - MXELIT

Posició	Nº	Nombre	Total puntos	R1	R2.	Licencia	Club
MX 1							
1	44	NIKITIN , VLADISLAV	50	25	25	128822-B	P.M.B.
2	101	CASTELLS CARDET, RUBEN	42	20	22	127107-L	Mc. Segre
3	12	AMATRIAIN DOMINGO, JAVIER	42	22	20	127504-B	CE Pm Vilassar Dalt
4	525	SANZ CALLEJA, GUZMAN	34	16	18	50646-HU	Sinesponsor Racing
5	26	OLIU ORRIOLS, ALEX	34	18	16	128231-GI	Mc. Polea SX
6	67	BERANUY FARGUES, XAVIER	29	14	15	127241-L	Terremotard Almenar
7	226	SEGU ROSA, XAVIER	28	15	13	127138-T	Mc. Segre
8	57	BERNADES BORDA, JOEL	27	13	14	127761-L	Mc. Segre
9	123	MAÑES TENA, JOAQUIM	22	12	10	127168-B	Mc Esplugues
10	95	EXPOSITO RUIZ, ANTONIO	21	10	11	127586-B	Mc. Segre
11	55	TEIXIDO COLOMA, AMOS	20	8	12	127646-B	Mc Sitges
12	121	BARRAGAN RODRIGUEZ, EDGAR	19	11	8	128321-B	Mc Foc i Fuego
13	69	CANTO SORRIBAS, JORDI	18	9	9	127117-B	Mc. Segre
14	976	NAVARRO SOLER, DAVID	0	0	0	128241-B	Amc Martorelles
15	148	SOLER MULLOR, DANIEL	0	0	0	127811-B	Amc Martorelles
MX Elit							
1	48	CROS CORTES, JOAN	50	25	25	127860-B	Mc Montgai
2	20	MARTINEZ RUIZ, JOSE LUIS	44	22	22	127066-B	Mc. Segre
3	41	SALAVEDRA PONT, GERARD	40	20	20	127252-GI	Peu a Baix
4	72	DOÑATE LOZANW, PAU	34	16	18	127109-T	Mc Roquetes
5	84	BRUCART SANCHEZ, RAMON	33	18	15	127489-B	Amv Torroella
6	358	OLLE CASANOVAS, ALEX	31	15	16	128145-B	Mc. Polea SX
7	64	MONSONIS BALCELLS, OT	28	14	14	127351-B	Mc. Segre
8	27	DIAZ LOPEZ, ALEX	26	13	13	127130-B	Mc. Segre

Camp.Catalunya Motocròs. Lleida

Clasificado por vueltas

MX 2

Circuit Rufe El Segre 1,400 km

1a Cursa

11/05/2014 10:55

Carrera (25:00 y 2 Vueltas) iniciado a 10:47:50

Pos.	Nº	Nom	Voltes	Total T°	Mejor Tm	En Volta	Club	Licencia
1	16	SANS SORIA, MARC	17	30:10.878	1:44.154	10	Mc A.Selva Camp	127170-T
2	112	CASAS CERVERA, ORIOL	17	30:13.587	1:43.542	8	Mc. Segre	127149-B
3	91	SANCHEZ OSUNA, ALONSO	17	30:35.045	1:44.827	4	Mc P.Mafumet	127874-T
4	124	UBACH SALA, SIMEO	17	30:35.929	1:45.742	3	Mc B.Bergueda	127490-B
5	11	ARNAU DE VERA, FERRAN	17	30:59.977	1:44.634	2	Mc C. Empúries	127280-GI
6	279	FERRER ENRIQUEZ, BIEL	17	31:49.862	1:49.006	2	Mc Sitges	127852-B
7	98	OLIVA HERMS, ORIOL	17	31:50.591	1:47.529	11	Mc B.Bergueda	127058-B
8	317	SIERRA ABIAN, FCO JAVIER	16	30:53.219	1:51.246	2	Mc. Segre	127762-B
9	40	DAUDEN JOSE LUIS	16	31:01.006	1:52.715	10	Mc Amposta	127167-T
10	29	GOMEZ LOPEZ, SILVER	16	31:17.509	1:48.686	3	Mc. Segre	127619-GI
11	94	ALTES BALLESTEROS, JOAN	16	31:24.796	1:54.280	8	Mc St.Celoni	127259-B
12	78	DARNE SELLABONA, BERNAT	16	31:28.181	1:54.598	2	Mc C. Empúries	128104-GI
13	97	SERENA ROMERO, JORDI	16	31:29.484	1:54.902	3	Mc B.Bergueda	127268-B
14	85	MASCARILLA GUIU, GUILLEM	16	31:42.827	1:53.882	4	Mc. Segre	127039-L
15	21	NOGUERA HIDALGO, JOAN	16	31:45.249	1:45.787	8	Mc B.Bergueda	127070-B
16	169	NOYA CASANOVAS, DAVID	15	31:53.050	1:59.817	4	Mc. Segre	127353-B
17	19	PEÑA CASTRO, PABLO	14	30:40.828	2:04.119	3	MC. El Arenal	13491-GR
18	490	ETIENNE , FLORIAN	14	31:38.353	2:09.572	3	Independiente	127352-GI
19	10	GUARDIA MARTI, POL	14	31:38.815	2:06.918	3	Mc Lleida	127612-L
20	113	CALERO CHICHARRO, AIDA	13	31:07.537	2:14.856	8	Mc. Segre	127032-B

No clasificado

NT	25	FONTANALS BENAVENT, MARC	5	10:28.818	1:56.929	4	Mc Cubelles	127085-B
NT	66	RISSECH SUREDA, ALBERT	3	5:56.702	1:49.980	2	Peu a Baix	127466-GI
NT	17	GARRALON LORITE, DANIEL				0	Mc. Segre	127389-L
NT	75	CARRERA GARCIA, GUILLEM				0	Mc St.Celoni	127315-B

Margin of Victory	Avg. Speed	Best Lap Tm	Best Spd	Best Lap by
2.709	47,314	1:43.542	48,676	112 - CASAS CERVERA, ORIOL

Jefe de cronometraje Nando Ribé

Orbits

Director de Carrera Lluís Capdevila



SEGUROS
Ges

www.mylaps.com

Licenciado a: Nando.Crono

Camp.Catalunya Motocròs. Lleida

Vuelta a vuelta

MX 2

Circuit Rufe El Segre 1,400 km

1a Cursa

11/05/2014 10:55

Carrera (25:00 y 2 Vueltas) iniciado a 10:47:50

Competidores	Vueltas																	
	0	1	2	3	4	5	6	7	8	9	10	11	12	13	14	15	16	17
ARNAU DE VERA, FERRAN (11)	1	11	11	11	11	11	11	11	91	112	112	112	16	16	16	16	16	16
SANCHEZ OSUNA, ALONSO (91)	2	91	91	91	91	91	91	91	112	91	91	16	112	112	112	112	112	112
CASAS CERVERA, ORIOL (112)	3	112	112	112	112	112	112	11	16	16	91	91	91	91	91	91	91	91
SANS SORIA, MARC (16)	4	16	16	16	16	16	16	16	16	11	11	124	124	124	124	124	124	124
FERRER ENRIQUEZ, BIEL (279)	5	279	124	124	124	124	124	124	124	124	11	11	11	11	11	11	11	11
UBACH SALA, SIMEO (124)	6	124	279	279	279	279	279	279	279	279	279	279	279	279	279	279	279	279
NOGUERA HIDALGO, JOAN (21)	7	21	29	29	29	29	29	317	21	21	21	98	98	98	98	98	98	98
GOMEZ LOPEZ, SILVER (29)	8	29	66	66	66	317	317	21	317	98	98	21	21	21	317	317	317	317
DAUDEN JOSE LUIS (40)	9	40	317	317	317	40	40	40	98	317	317	317	317	317	40	40	40	40
RISSECH SUREDA, ALBERT (66)	10	66	40	40	40	78	21	98	40	40	40	40	40	40	29	29	29	29
DARNE SELLABONA, BERNAT (78)	11	78	78	78	78	94	98	94	94	94	29	29	29	29	94	94	94	94
SIERRA ABIAN, FCO JAVIER (317)	12	317	21	94	94	98	78	78	29	29	94	94	94	94	78	78	78	78
ALTES BALLESTEROS, JOAN (94)	13	94	94	97	97	21	94	29	78	78	78	78	78	78	97	97	97	97
NOYA CASANOVAS, DAVID (169)	14	169	97	98	98	97	97	97	97	97	97	97	97	97	85	85	85	85
FONTANALS BENAVENT, MARC (25)	15	25	169	85	21	85	85	85	85	85	85	85	85	85	21	21	21	21
SERENA ROMERO, JORDI (97)	16	97	25	25	85	25	25	169	169	169	169	169	169	169	169	169	169	169
CALERO CHICHARRO, AIDA (113)	17	113	85	169	25	169	169	19	19	19	19	19	19	19	19	19	19	19
PEÑA CASTRO, PABLO (19)	18	19	19	21	169	19	19	490	490	490	490	490	490	490	490	10	490	490
GUARDIA MARTI, POL (10)	19	10	98	19	19	10	490	10	10	10	10	10	10	10	10	490	10	10
ETIENNE , FLORIAN (490)	20	490	490	490	490	490	10	113	113	113	113	113	113	113	113	113	113	113
MASCARILLA GUIU, GUILLEM (85)	21	85	113	10	10	113	113											
OLIVA HERMS, ORIOL (98)	22	98	10	113	113													
-	23																	
-	24																	

Camp.Catalunya Motocròs. Lleida

MX 2

Circuit Rufeia El Segre 1,400 km

1a Cursa

11/05/2014 10:55

Carrera (25:00 y 2 Vueltas) iniciado a 10:47:50

Lap	Lap Tm	Diff	Time of Day
(16) SANS SORIA, MARC			
1	1:48.896	+4.742	10:49:58.786
2	1:44.507	+0.353	10:51:43.293
3	1:44.560	+0.406	10:53:27.853
4	1:45.407	+1.253	10:55:13.260
5	1:45.832	+1.678	10:56:59.092
6	1:45.399	+1.245	10:58:44.491
7	1:46.972	+2.818	11:00:31.463
8	1:45.055	+0.901	11:02:16.518
9	1:44.927	+0.773	11:04:01.445
10	1:44.154		11:05:45.599
11	1:44.487	+0.333	11:07:30.086
12	1:44.757	+0.603	11:09:14.843
13	1:45.089	+0.935	11:10:59.932
14	1:46.940	+2.786	11:12:46.872
15	1:44.747	+0.593	11:14:31.619
16	1:44.853	+0.699	11:16:16.472
17	1:45.236	+1.082	11:18:01.708

Lap	Lap Tm	Diff	Time of Day
(112) CASAS CERVERA, ORIOL			
1	1:47.791	+4.249	10:49:57.440
2	1:44.480	+0.938	10:51:41.920
3	1:45.095	+1.553	10:53:27.015
4	1:44.970	+1.428	10:55:11.985
5	1:45.708	+2.166	10:56:57.693
6	1:45.936	+2.394	10:58:43.629
7	1:45.238	+1.696	11:00:28.867
8	1:43.542		11:02:12.409
9	1:45.696	+2.154	11:03:58.105
10	1:45.321	+1.779	11:05:43.426
11	1:47.007	+3.465	11:07:30.433
12	1:46.035	+2.493	11:09:16.468
13	1:46.298	+2.756	11:11:02.766
14	1:45.143	+1.601	11:12:47.909
15	1:45.476	+1.934	11:14:33.385
16	1:45.203	+1.661	11:16:18.588
17	1:45.829	+2.287	11:18:04.417

Lap	Lap Tm	Diff	Time of Day
(91) SANCHEZ OSUNA, ALONSO			
1	1:46.088	+1.261	10:49:55.352
2	1:44.855	+0.028	10:51:40.207
3	1:45.897	+1.070	10:53:26.104
4	1:44.827		10:55:10.931
5	1:45.208	+0.381	10:56:56.139
6	1:45.997	+1.170	10:58:42.136
7	1:45.650	+0.823	11:00:27.786
8	1:46.454	+1.627	11:02:14.240
9	1:46.042	+1.215	11:04:00.282
10	1:47.724	+2.897	11:05:48.006
11	1:48.127	+3.300	11:07:36.133
12	1:48.929	+4.102	11:09:25.062
13	1:47.087	+2.260	11:11:12.149
14	1:48.673	+3.846	11:13:00.822
15	1:49.774	+4.947	11:14:50.596
16	1:47.759	+2.932	11:16:38.355
17	1:47.520	+2.693	11:18:25.875

Lap	Lap Tm	Diff	Time of Day
(124) UBACH SALA, SIMEO			
1	1:49.328	+3.586	10:49:59.980
2	1:46.308	+0.566	10:51:46.288
3	1:45.742		10:53:32.030
4	1:46.317	+0.575	10:55:18.347
5	1:46.862	+1.120	10:57:05.209
6	1:47.063	+1.321	10:58:52.272
7	1:46.163	+0.421	11:00:38.435

Lap	Lap Tm	Diff	Time of Day
8	1:46.304	+0.562	11:02:24.739
9	1:45.910	+0.168	11:04:10.649
10	1:46.297	+0.555	11:05:56.946
11	1:45.939	+0.197	11:07:42.885
12	1:46.985	+1.243	11:09:29.870
13	1:48.110	+2.368	11:11:17.980
14	1:47.532	+1.790	11:13:05.512
15	1:48.591	+2.849	11:14:54.103
16	1:46.766	+1.024	11:16:40.869
17	1:45.890	+0.148	11:18:26.759

Lap	Lap Tm	Diff	Time of Day
(11) ARNAU DE VERA, FERRAN			
1	1:45.283	+0.649	10:49:53.853
2	1:44.634		10:51:38.487
3	1:45.783	+1.149	10:53:24.270
4	1:45.539	+0.905	10:55:09.809
5	1:45.935	+1.301	10:56:55.744
6	1:45.874	+1.240	10:58:41.618
7	1:49.368	+4.734	11:00:30.986
8	1:48.176	+3.542	11:02:19.162
9	1:50.591	+5.957	11:04:09.753
10	1:48.946	+4.312	11:05:58.699
11	1:48.304	+3.670	11:07:47.003
12	1:50.173	+5.539	11:09:37.176
13	1:51.032	+6.398	11:11:28.208
14	1:49.938	+5.304	11:13:18.146
15	1:49.464	+4.830	11:15:07.610
16	1:50.122	+5.488	11:16:57.732
17	1:53.075	+8.441	11:18:50.807

Lap	Lap Tm	Diff	Time of Day
(279) FERRER ENRIQUEZ, BIEL			
1	1:51.663	+2.657	10:50:02.300
2	1:49.006		10:51:51.306
3	1:49.845	+0.839	10:53:41.151
4	1:49.501	+0.495	10:55:30.652
5	1:51.156	+2.150	10:57:21.808
6	1:52.334	+3.328	10:59:14.142
7	1:50.500	+1.494	11:01:04.642
8	1:51.931	+2.925	11:02:56.573
9	1:51.830	+2.824	11:04:48.403
10	1:53.100	+4.094	11:06:41.503
11	1:53.434	+4.428	11:08:34.937
12	1:51.629	+2.623	11:10:26.566
13	1:50.218	+1.212	11:12:16.784
14	1:50.883	+1.877	11:14:07.667
15	1:51.488	+2.482	11:15:59.155
16	1:51.268	+2.262	11:17:50.423
17	1:50.269	+1.263	11:19:40.692

Lap	Lap Tm	Diff	Time of Day
(98) OLIVA HERMS, ORIOL			
1	1:56.101	+8.572	10:50:25.530
2	1:51.725	+4.196	10:52:17.255
3	1:49.744	+2.215	10:54:06.999
4	1:50.405	+2.876	10:55:57.404
5	1:52.386	+4.857	10:57:49.790
6	1:50.122	+2.593	10:59:39.912
7	1:50.187	+2.658	11:01:30.099
8	1:48.097	+0.568	11:03:18.196
9	1:49.830	+2.301	11:05:08.026
10	1:49.212	+1.683	11:06:57.238
11	1:47.529		11:08:44.767
12	1:47.691	+0.162	11:10:32.458
13	1:49.407	+1.878	11:12:21.865
14	1:49.768	+2.239	11:14:11.633
15	1:49.707	+2.178	11:16:01.340
16	1:49.467	+1.938	11:17:50.807

Lap	Lap Tm	Diff	Time of Day
(317) SIERRA ABIAN, FCO JAVIER			
1	1:54.586	+3.340	10:50:07.684
2	1:51.246		10:51:58.930
3	1:52.485	+1.239	10:53:51.415
4	1:52.602	+1.356	10:55:44.017
5	1:53.687	+2.441	10:57:37.704
6	1:53.660	+2.414	10:59:31.364
7	1:54.590	+3.344	11:01:25.954
8	1:53.746	+2.500	11:03:19.700
9	1:53.656	+2.410	11:05:13.356
10	1:55.070	+3.824	11:07:08.426
11	1:55.350	+4.104	11:09:03.776
12	1:54.318	+3.072	11:10:58.094
13	1:56.503	+5.257	11:12:54.597
14	1:55.477	+4.231	11:14:50.074
15	1:56.665	+5.419	11:16:46.739
16	1:57.310	+6.064	11:18:44.049

Lap	Lap Tm	Diff	Time of Day
(40) DAUDEN JOSE LUIS			
1	1:56.667	+3.952	10:50:08.917
2	1:53.071	+0.356	10:52:01.988
3	1:54.839	+2.124	10:53:56.827
4	1:54.794	+2.079	10:55:51.621
5	1:53.484	+0.769	10:57:45.105
6	1:54.417	+1.702	10:59:39.522
7	1:55.044	+2.329	11:01:34.566
8	1:53.835	+1.120	11:03:28.401
9	1:53.854	+1.139	11:05:22.255
10	1:52.715		11:07:14.970
11	1:53.914	+1.199	11:09:08.884
12	1:56.760	+4.045	11:11:05.644
13	1:56.524	+3.809	11:13:02.168
14	1:57.016	+4.301	11:14:59.184
15	1:55.170	+2.455	11:16:54.354
16	1:57.482	+4.767	11:18:51.836

Lap	Lap Tm	Diff	Time of Day
(29) GOMEZ LOPEZ, SILVER			
1	1:52.043	+3.357	10:50:03.867
2	1:49.090	+0.404	10:51:52.957
3	1:48.686		10:53:41.643
4	1:49.795	+1.109	10:55:31.438
5	1:57.798	+9.112	10:57:29.236
6	2:21.097	+32.411	10:59:50.333
7	1:53.184	+4.498	11:01:43.517
8	1:54.085	+5.399	11:03:37.602
9	1:52.263	+3.577	11:05:29.865
10	1:52.991	+4.305	11:07:22.856
11	1:58.386	+9.700	11:09:21.242
12	1:57.033	+8.347	11:11:18.275
13	1:54.639	+5.953	11:13:12.914
14	1:57.547	+8.861	11:15:10.461
15	1:56.969	+8.283	11:17:07.430
16	2:00.909	+12.223	11:19:08.339

Lap	Lap Tm	Diff	Time of Day
(94) ALTES BALLESTEROS, JOAN			
1	1:58.450	+4.170	10:50:12.385
2	1:54.705	+0.425	10:52:07.090
3	1:54.430	+0.150	10:54:01.520
4	1:55.506	+1.226	10:55:57.026
5	1:56.379	+2.099	10:57:53.405
6	1:54.357	+0.077	10:59:47.762
7	1:55.066	+0.786	11:01:42.828
8	1:54.280		11:03:37.108
9	1:55.246	+0.966	11:05:32.354

Jefe de cronometraje Nando Ribé

Director de Carrera Lluís Capdevila

Orbits



SEGUROS
Ges

www.mylaps.com
Licenciado a: Nando.Crono

Página 1/2

Camp.Catalunya Motocròs. Lleida

MX 2

Circuit Rufeia El Segre 1,400 km

1a Cursa

11/05/2014 10:55

Carrera (25:00 y 2 Vueltas) iniciado a 10:47:50

Lap	Lap Tm	Diff	Time of Day
10	1:56.705	+2.425	11:07:29.059
11	1:59.302	+5.022	11:09:28.361
12	1:56.526	+2.246	11:11:24.887
13	1:57.932	+3.652	11:13:22.819
14	1:56.822	+2.542	11:15:19.641
15	1:57.099	+2.819	11:17:16.740
16	1:58.886	+4.606	11:19:15.626

(78) DARNE SELLABONA, BERNAT

1	1:57.242	+2.644	10:50:10.189
2	1:54.598		10:52:04.787
3	1:54.727	+0.129	10:53:59.514
4	1:55.007	+0.409	10:55:54.521
5	1:58.193	+3.595	10:57:52.714
6	1:55.994	+1.396	10:59:48.708
7	1:55.412	+0.814	11:01:44.120
8	1:56.889	+2.291	11:03:41.009
9	1:57.100	+2.502	11:05:38.109
10	1:58.887	+4.289	11:07:36.996
11	1:57.199	+2.601	11:09:34.195
12	1:58.596	+3.998	11:11:32.791
13	1:57.168	+2.570	11:13:29.959
14	1:56.576	+1.978	11:15:26.535
15	1:56.509	+1.911	11:17:23.044
16	1:55.967	+1.369	11:19:19.011

(97) SERENA ROMERO, JORDI

1	2:00.822	+5.920	10:50:15.682
2	1:55.989	+1.087	10:52:11.671
3	1:54.902		10:54:06.573
4	1:56.491	+1.589	10:56:03.064
5	1:57.762	+2.860	10:58:00.826
6	1:55.238	+0.336	10:59:56.064
7	1:55.384	+0.482	11:01:51.448
8	1:55.207	+0.305	11:03:46.655
9	1:56.192	+1.290	11:05:42.847
10	1:57.775	+2.873	11:07:40.622
11	1:58.339	+3.437	11:09:38.961
12	1:56.308	+1.406	11:11:35.269
13	1:55.331	+0.429	11:13:30.600
14	1:56.506	+1.604	11:15:27.106
15	1:57.169	+2.267	11:17:24.275
16	1:56.039	+1.137	11:19:20.314

(85) MASCARILLA GUIU, GUILLEM

1	1:57.991	+4.109	10:50:21.497
2	1:56.500	+2.618	10:52:17.997
3	1:59.857	+5.975	10:54:17.854
4	1:53.882		10:56:11.736
5	1:54.868	+0.986	10:58:06.604
6	1:54.567	+0.685	11:00:01.171
7	1:55.874	+1.992	11:01:57.045
8	1:55.854	+1.972	11:03:52.899
9	2:00.313	+6.431	11:05:53.212
10	1:58.954	+5.072	11:07:52.166
11	1:56.534	+2.652	11:09:48.700
12	1:55.806	+1.924	11:11:44.506
13	1:57.616	+3.734	11:13:42.122
14	1:57.650	+3.768	11:15:39.772
15	1:58.064	+4.182	11:17:37.836
16	1:55.821	+1.939	11:19:33.657

(21) NOGUERA HIDALGO, JOAN

1	1:59.429	+13.642	10:50:10.874
2	2:11.819	+26.032	10:52:22.693
3	1:48.420	+2.633	10:54:11.113

Lap	Lap Tm	Diff	Time of Day
4	1:46.729	+0.942	10:55:57.842
5	1:50.724	+4.937	10:57:48.566
6	1:48.677	+2.890	10:59:37.243
7	1:46.687	+0.900	11:01:23.930
8	1:45.787		11:03:09.717
9	1:47.872	+2.085	11:04:57.589
10	2:00.363	+14.576	11:06:57.952
11	1:47.498	+1.711	11:08:45.450
12	1:47.624	+1.837	11:10:33.074
13	3:19.991	+1:34.204	11:13:53.065
14	1:58.210	+12.423	11:15:51.275
15	1:52.329	+6.542	11:17:43.604
16	1:52.475	+6.688	11:19:36.079

(169) NOYA CASANOVAS, DAVID

1	2:04.539	+4.722	10:50:18.852
2	2:03.178	+3.361	10:52:22.300
3	2:00.502	+0.685	10:54:22.532
4	1:59.817		10:56:22.349
5	2:01.157	+1.340	10:58:23.506
6	2:07.379	+7.562	11:00:30.885
7	2:06.944	+7.127	11:02:37.829
8	2:06.153	+6.336	11:04:43.982
9	2:05.288	+5.471	11:06:49.270
10	2:07.742	+7.925	11:08:57.012
11	2:09.006	+9.189	11:11:06.018
12	2:09.892	+10.075	11:13:15.910
13	2:10.107	+10.290	11:15:26.017
14	2:08.921	+9.104	11:17:34.938
15	2:08.942	+9.125	11:19:43.880

(19) PEÑA CASTRO, PABLO

1	2:09.180	+5.061	10:50:25.318
2	2:06.303	+2.184	10:52:31.621
3	2:04.119		10:54:35.740
4	2:05.301	+1.182	10:56:41.041
5	2:09.952	+5.833	10:58:50.993
6	2:08.707	+4.588	11:00:59.700
7	2:08.559	+4.440	11:03:08.259
8	2:13.794	+9.675	11:05:22.053
9	2:13.379	+9.260	11:07:35.432
10	2:09.867	+5.748	11:09:45.299
11	2:08.939	+4.820	11:11:54.238
12	2:08.941	+4.822	11:14:03.179
13	2:16.720	+12.601	11:16:19.899
14	2:11.759	+7.640	11:18:31.658

(490) ETIENNE, FLORIAN

1	2:13.053	+3.481	10:50:30.156
2	2:10.522	+0.950	10:52:40.678
3	2:09.572		10:54:50.250
4	2:13.756	+4.184	10:57:04.006
5	2:14.217	+4.645	10:59:18.223
6	2:11.926	+2.354	11:01:30.149
7	2:15.373	+5.801	11:03:45.522
8	2:18.062	+8.490	11:06:03.584
9	2:11.124	+1.552	11:08:14.708
10	2:12.954	+3.382	11:10:27.662
11	2:14.496	+4.924	11:12:42.158
12	2:19.540	+9.968	11:15:01.698
13	2:14.595	+5.023	11:17:16.293
14	2:12.890	+3.318	11:19:29.183

(10) GUARDIA MARTI, POL

1	2:20.384	+13.466	10:50:37.137
2	2:07.375	+0.457	10:52:44.512

Lap	Lap Tm	Diff	Time of Day
3	2:06.918		10:54:51.430
4	2:09.364	+2.446	10:57:00.794
5	2:29.477	+22.559	10:59:30.271
6	2:16.274	+9.356	11:01:46.545
7	2:14.416	+7.498	11:04:00.961
8	2:14.302	+7.384	11:06:15.263
9	2:10.575	+3.657	11:08:25.838
10	2:11.010	+4.092	11:10:36.848
11	2:13.157	+6.239	11:12:50.005
12	2:12.628	+5.710	11:15:02.633
13	2:12.895	+5.977	11:17:15.528
14	2:14.117	+7.199	11:19:29.645

(113) CALERO CHICHARRO, AIDA

1	2:18.246	+3.390	10:50:33.955
2	2:17.988	+3.132	10:52:51.943
3	2:15.276	+0.420	10:55:07.219
4	2:19.229	+4.373	10:57:26.448
5	2:19.197	+4.341	10:59:45.645
6	2:18.318	+3.462	11:02:03.963
7	2:18.749	+3.893	11:04:22.712
8	2:14.856		11:06:37.568
9	2:22.309	+7.453	11:08:59.877
10	2:20.383	+5.527	11:11:20.260
11	2:23.278	+8.422	11:13:43.538
12	2:53.770	+38.914	11:16:37.308
13	2:21.059	+6.203	11:18:58.367

(25) FONTANALS BENAVENT, MARC

1	2:05.540	+8.611	10:50:20.320
2	1:58.976	+2.047	10:52:19.296
3	2:02.407	+5.478	10:54:21.703
4	1:56.929		10:56:18.632
5	2:01.016	+4.087	10:58:19.648

(66) RISSECH SUREDA, ALBERT

1	1:53.280	+3.300	10:50:05.738
2	1:49.980		10:51:55.718
3	1:51.814	+1.834	10:53:47.532

Camp.Catalunya Motocròs. Lleida

Clasificado por vueltas

MX 2

Circuit Rufeá El Segre 1,400 km

2a Cursa

11/05/2014 12:35

Carrera (25:00 y 2 Vueltas) iniciado a 12:28:35

Pos.	Nº	Nom	Voltes	Total T°	Mejor Tm	En Volta	Club	Llicencia
1	91	SANCHEZ OSUNA, ALONSO	16	28:39.746	1:43.958	3	Mc P.Mafumet	127874-T
2	16	SANS SORIA, MARC	16	29:05.866	1:45.691	7	Mc A.Selva Camp	127170-T
3	124	UBACH SALA, SIMEO	16	29:17.126	1:47.240	13	Mc B.Bergueda	127490-B
4	112	CASAS CERVERA, ORIOL	16	29:18.057	1:45.945	8	Mc. Segre	127149-B
5	11	ARNAU DE VERA, FERRAN	16	29:19.750	1:46.730	1	Mc C. Empúries	127280-GI
6	21	NOGUERA HIDALGO, JOAN	16	29:38.195	1:47.020	9	Mc B.Bergueda	127070-B
7	279	FERRER ENRIQUEZ, BIEL	16	30:23.377	1:49.867	3	Mc Sitges	127852-B
8	66	RISSECH SUREDA, ALBERT	16	30:23.758	1:50.992	3	Peu a Baix	127466-GI
9	98	OLIVA HERMS, ORIOL	15	29:01.978	1:49.952	5	Mc B.Bergueda	127058-B
10	29	GOMEZ LOPEZ, SILVER	15	29:16.506	1:51.323	3	Mc. Segre	127619-GI
11	40	DAUDEN JOSE LUIS	15	29:24.184	1:53.519	4	Mc Amposta	127167-T
12	94	ALTES BALLESTEROS, JOAN	15	29:31.673	1:54.283	3	Mc St.Celoni	127259-B
13	97	SERENA ROMERO, JORDI	15	29:35.341	1:54.421	4	Mc B.Bergueda	127268-B
14	317	SIERRA ABIAN, FCO JAVIER	15	30:04.775	1:53.633	3	Mc. Segre	127762-B
15	78	DARNE SELLABONA, BERNAT	15	30:20.827	1:55.246	4	Mc C. Empúries	128104-GI
16	25	FONTANALS BENAVENT, MARC	15	30:25.519	1:57.817	5	Mc Cubelles	127085-B
17	169	NOYA CASANOVAS, DAVID	14	30:01.605	2:00.675	2	Mc. Segre	127353-B
18	10	GUARDIA MARTI, POL	13	28:53.416	2:03.464	2	Mc Lleida	127612-L
19	19	PEÑA CASTRO, PABLO	13	29:01.053	2:06.032	10	MC. El Arenal	13491-GR
20	490	ETIENNE , FLORIAN	13	30:48.450	2:14.146	2	Independiente	127352-GI
21	113	CALERO CHICHARRO, AIDA	12	29:39.879	2:19.808	3	Mc. Segre	127032-B

No clasificado

NT	85	MASCARILLA GUIU, GUILLEM	6	12:35.047	1:55.026	2	Mc. Segre	127039-L
NT	17	GARRALON LORITE, DANIEL	4	8:33.935	2:01.552	3	Mc. Segre	127389-L
NT	75	CARRERA GARCIA, GUILLEM				0	Mc St.Celoni	127315-B

Margin of Victory	Avg. Speed	Best Lap Tm	Best Spd	Best Lap by
26.120	46,891	1:43.958	48,481	91 - SANCHEZ OSUNA, ALONSO

Jefe de cronometraje Nando Ribé

Orbits

Director de Carrera Lluís Capdevila



SEGUROS
Ges

www.mylaps.com

Licenciado a: Nando.Crono

Camp.Catalunya Motocròs. Lleida

Vuelta a vuelta

MX 2

Circuit Rufe El Segre 1,400 km

2a Cursa

11/05/2014 12:35

Carrera (25:00 y 2 Vueltas) iniciado a 12:28:35

Competidores	Vueltas																
	0	1	2	3	4	5	6	7	8	9	10	11	12	13	14	15	16
ARNAU DE VERA, FERRAN (11)	1	11	11	91	91	91	91	91	91	91	91	91	91	91	91	91	91
SANCHEZ OSUNA, ALONSO (91)	2	91	91	11	11	11	16	16	16	16	16	16	16	16	16	16	16
UBACH SALA, SIMEO (124)	3	124	112	112	112	16	112	112	112	112	112	112	112	112	112	112	124
CASAS CERVERA, ORIOL (112)	4	112	16	16	16	112	11	11	11	11	11	11	11	11	11	124	112
RISSECH SUREDA, ALBERT (66)	5	66	124	124	124	124	124	124	124	124	124	124	124	124	124	11	11
SANS SORIA, MARC (16)	6	16	66	279	279	21	21	21	21	21	21	21	21	21	21	21	21
FERRER ENRIQUEZ, BIEL (279)	7	279	279	21	21	279	279	279	279	279	279	279	279	279	279	279	279
GARRALON LORITE, DANIEL (17)	8	17	29	29	29	29	29	29	29	29	66	66	66	66	66	66	66
GOMEZ LOPEZ, SILVER (29)	9	29	21	66	66	66	66	66	66	66	29	29	29	98	98	98	
DAUDEN JOSE LUIS (40)	10	40	40	40	40	40	40	40	40	40	40	40	98	29	29	29	
ALTES BALLESTEROS, JOAN (94)	11	94	94	94	94	94	94	94	94	94	98	98	40	40	40	40	
NOGUERA HIDALGO, JOAN (21)	12	21	17	97	317	317	317	317	317	98	98	94	94	94	94	94	94
NOYA CASANOVAS, DAVID (169)	13	169	78	317	97	97	97	97	98	317	97	97	97	97	97	97	97
DARNE SELLABONA, BERNAT (78)	14	78	97	78	78	78	78	98	97	97	317	317	317	317	317	317	317
SERENA ROMERO, JORDI (97)	15	97	317	17	17	98	98	78	78	78	78	78	78	78	78	78	78
SIERRA ABIAN, FCO JAVIER (317)	16	317	169	169	25	25	25	25	25	25	25	25	25	25	25	25	25
GUARDIA MARTI, POL (10)	17	10	25	25	98	85	85	85	169	169	169	169	169	169	169	169	169
PEÑA CASTRO, PABLO (19)	18	19	10	85	169	17	169	169	10	10	10	10	10	10	10	10	10
FONTANALS BENAVENT, MARC (25)	19	25	85	10	85	169	10	10	19	19	19	19	19	19	19	19	19
CALERO CHICHARRO, AIDA (113)	20	113	490	98	10	10	19	19	490	490	490	490	490	490	490	490	490
ETIENNE , FLORIAN (490)	21	490	98	490	490	19	490	490	113	113	113	113	113	113	113	113	113
MASCARILLA GUIU, GUILLEM (85)	22	85	113	19	19	490	113	113									
OLIVA HERMS, ORIOL (98)	23	98	19	113	113	113											
-	24																

Camp.Catalunya Motocròs. Lleida

MX 2

Circuit Rufeia El Segre 1,400 km

2a Cursa

11/05/2014 12:35

Carrera (25:00 y 2 Vueltas) iniciado a 12:28:35

Lap	Lap Tm	Diff	Time of Day
(91) SANCHEZ OSUNA, ALONSO			
1	1:47.352	+3.394	12:30:42.397
2	1:44.045	+0.087	12:32:26.442
3	1:43.958		12:34:10.400
4	1:44.414	+0.456	12:35:54.814
5	1:44.805	+0.847	12:37:39.619
6	1:44.354	+0.396	12:39:23.973
7	1:45.176	+1.218	12:41:09.149
8	1:46.559	+2.601	12:42:55.708
9	1:46.372	+2.414	12:44:42.080
10	1:46.201	+2.243	12:46:28.281
11	1:47.243	+3.285	12:48:15.524
12	1:47.891	+3.933	12:50:03.415
13	1:47.785	+3.827	12:51:51.200
14	1:46.319	+2.361	12:53:37.519
15	1:47.770	+3.812	12:55:25.289
16	1:50.432	+6.474	12:57:15.721

Lap	Lap Tm	Diff	Time of Day
(16) SANS SORIA, MARC			
1	1:49.013	+3.322	12:30:45.305
2	1:45.907	+0.216	12:32:31.212
3	1:45.941	+0.250	12:34:17.153
4	1:46.157	+0.466	12:36:03.310
5	1:46.393	+0.702	12:37:49.703
6	1:46.242	+0.551	12:39:35.945
7	1:45.691		12:41:21.636
8	1:46.080	+0.389	12:43:07.716
9	1:46.434	+0.743	12:44:54.150
10	1:47.280	+1.589	12:46:41.430
11	1:48.504	+2.813	12:48:29.934
12	1:49.493	+3.802	12:50:19.427
13	1:50.932	+5.241	12:52:10.359
14	1:49.412	+3.721	12:53:59.771
15	1:50.256	+4.565	12:55:50.027
16	1:51.814	+6.123	12:57:41.841

Lap	Lap Tm	Diff	Time of Day
(124) UBACH SALA, SIMEO			
1	1:50.640	+3.400	12:30:45.912
2	1:48.156	+0.916	12:32:34.068
3	1:48.168	+0.928	12:34:22.236
4	1:49.053	+1.813	12:36:11.289
5	1:51.216	+3.976	12:38:02.505
6	1:48.576	+1.336	12:39:51.081
7	1:48.136	+0.896	12:41:39.217
8	1:47.309	+0.069	12:43:26.526
9	1:47.671	+0.431	12:45:14.197
10	1:47.375	+0.135	12:47:01.572
11	1:48.265	+1.025	12:48:49.837
12	1:48.915	+1.675	12:50:38.752
13	1:47.240		12:52:25.992
14	1:48.959	+1.719	12:54:14.951
15	1:50.256	+3.016	12:56:05.207
16	1:47.894	+0.654	12:57:53.101

Lap	Lap Tm	Diff	Time of Day
(112) CASAS CERVERA, ORIOL			
1	1:48.682	+2.737	12:30:44.307
2	1:45.992	+0.047	12:32:30.299
3	1:46.232	+0.287	12:34:16.531
4	1:48.828	+2.883	12:36:05.359
5	1:47.188	+1.243	12:37:52.547
6	1:46.222	+0.277	12:39:38.769
7	1:46.257	+0.312	12:41:25.026
8	1:45.945		12:43:10.971
9	1:49.004	+3.059	12:44:59.975
10	1:51.555	+5.610	12:46:51.530

Lap	Lap Tm	Diff	Time of Day
11	1:51.082	+5.137	12:48:42.612
12	1:50.034	+4.089	12:50:32.646
13	1:49.380	+3.435	12:52:22.026
14	1:50.502	+4.557	12:54:12.528
15	1:52.164	+6.219	12:56:04.692
16	1:49.340	+3.395	12:57:54.032

Lap	Lap Tm	Diff	Time of Day
(11) ARNAU DE VERA, FERRAN			
1	1:46.730		12:30:41.091
2	1:47.773	+1.043	12:32:28.864
3	1:47.047	+0.317	12:34:15.911
4	1:46.999	+0.269	12:36:02.910
5	1:51.138	+4.408	12:37:54.048
6	1:51.899	+5.169	12:39:45.947
7	1:47.713	+0.983	12:41:33.660
8	1:47.870	+1.140	12:43:21.530
9	1:47.304	+0.574	12:45:08.834
10	1:47.416	+0.686	12:46:56.250
11	1:50.033	+3.303	12:48:46.283
12	1:49.446	+2.716	12:50:35.729
13	1:46.774	+0.044	12:52:22.503
14	1:50.740	+4.010	12:54:13.243
15	1:53.345	+6.615	12:56:06.588
16	1:49.137	+2.407	12:57:55.725

Lap	Lap Tm	Diff	Time of Day
(21) NOGUERA HIDALGO, JOAN			
1	1:52.203	+5.183	12:30:51.197
2	1:50.376	+3.356	12:32:41.573
3	1:49.762	+2.742	12:34:31.335
4	1:51.448	+4.428	12:36:22.783
5	1:49.592	+2.572	12:38:12.375
6	1:48.936	+1.916	12:40:01.311
7	1:47.769	+0.749	12:41:49.080
8	1:47.678	+0.658	12:43:36.758
9	1:47.020		12:45:23.778
10	1:48.224	+1.204	12:47:12.002
11	1:50.433	+3.413	12:49:02.435
12	1:50.094	+3.074	12:50:52.529
13	1:49.121	+2.101	12:52:41.650
14	1:49.369	+2.349	12:54:31.019
15	1:51.567	+4.547	12:56:22.586
16	1:51.584	+4.564	12:58:14.170

Lap	Lap Tm	Diff	Time of Day
(279) FERRER ENRIQUEZ, BIEL			
1	1:52.944	+3.077	12:30:50.059
2	1:50.652	+0.785	12:32:40.711
3	1:49.867		12:34:30.578
4	1:53.634	+3.767	12:36:24.212
5	1:51.929	+2.062	12:38:16.141
6	1:52.896	+3.029	12:40:09.037
7	1:51.853	+1.986	12:42:00.890
8	1:52.404	+2.537	12:43:53.294
9	1:52.766	+2.899	12:45:46.060
10	1:52.913	+3.046	12:47:38.973
11	1:53.342	+3.475	12:49:32.315
12	1:52.562	+2.695	12:51:24.877
13	1:53.405	+3.538	12:53:18.282
14	1:54.032	+4.165	12:55:12.314
15	1:53.240	+3.373	12:57:05.554
16	1:53.798	+3.931	12:58:59.352

Lap	Lap Tm	Diff	Time of Day
(66) RISSECH SUREDA, ALBERT			
1	1:52.474	+1.482	12:30:48.647
2	1:56.787	+5.795	12:32:45.434
3	1:50.992		12:34:36.426
4	1:52.173	+1.181	12:36:28.599

Lap	Lap Tm	Diff	Time of Day
5	1:53.214	+2.222	12:38:21.813
6	1:52.634	+1.642	12:40:14.447
7	1:52.041	+1.049	12:42:06.488
8	1:51.517	+0.525	12:43:58.005
9	1:51.873	+0.881	12:45:49.878
10	1:51.691	+0.699	12:47:41.569
11	1:51.458	+0.466	12:49:33.027
12	1:53.251	+2.259	12:51:26.278
13	1:52.831	+1.839	12:53:19.109
14	1:53.952	+2.960	12:55:13.061
15	1:53.333	+2.341	12:57:06.394
16	1:53.339	+2.347	12:58:59.733

Lap	Lap Tm	Diff	Time of Day
(98) OLIVA HERMS, ORIOL			
1	1:54.754	+4.802	12:31:22.763
2	1:50.216	+0.264	12:33:12.979
3	1:53.022	+3.070	12:35:06.001
4	1:53.569	+3.617	12:36:59.570
5	1:49.952		12:38:49.522
6	1:51.167	+1.215	12:40:40.689
7	1:53.408	+3.456	12:42:34.097
8	1:54.839	+4.887	12:44:28.936
9	1:54.382	+4.430	12:46:23.318
10	1:51.298	+1.346	12:48:14.616
11	1:51.724	+1.772	12:50:06.340
12	1:54.879	+4.927	12:52:01.219
13	1:51.150	+1.198	12:53:52.369
14	1:52.101	+2.149	12:55:44.470
15	1:53.483	+3.531	12:57:37.953

Lap	Lap Tm	Diff	Time of Day
(29) GOMEZ LOPEZ, SILVER			
1	1:53.005	+1.682	12:30:50.816
2	1:52.021	+0.698	12:32:42.837
3	1:51.323		12:34:34.160
4	1:52.065	+0.742	12:36:26.225
5	1:52.571	+1.248	12:38:18.796
6	1:52.132	+0.809	12:40:10.928
7	1:51.369	+0.046	12:42:02.297
8	1:52.837	+1.514	12:43:55.134
9	1:53.558	+2.235	12:45:48.692
10	1:54.241	+2.918	12:47:42.933
11	2:19.500	+28.177	12:50:02.433
12	1:56.348	+5.025	12:51:58.781
13	1:59.554	+8.231	12:53:58.335
14	1:56.483	+5.160	12:55:54.818
15	1:57.663	+6.340	12:57:52.481

Lap	Lap Tm	Diff	Time of Day
(40) DAUDEN JOSE LUIS			
1	1:57.031	+3.512	12:30:55.052
2	1:55.017	+1.498	12:32:50.069
3	1:53.815	+0.296	12:34:43.884
4	1:53.519		12:36:37.403
5	1:54.464	+0.945	12:38:31.867
6	1:54.784	+1.265	12:40:26.651
7	1:55.021	+1.502	12:42:21.672
8	1:55.032	+1.513	12:44:16.704
9	1:55.696	+2.177	12:46:12.400
10	1:56.137	+2.618	12:48:08.537
11	1:57.212	+3.693	12:50:05.749
12	1:58.680	+5.161	12:52:04.429
13	1:56.854	+3.335	12:54:01.283
14	1:57.857	+4.338	12:55:59.140
15	2:01.019	+7.500	12:58:00.159

Lap	Lap Tm	Diff	Time of Day
(94) ALTES BALLESTEROS, JOAN			
1	1:57.902	+3.619	12:30:56.668

Camp.Catalunya Motocròs. Lleida

MX 2

Circuit Rufeia El Segre 1,400 km

2a Cursa

11/05/2014 12:35

Carrera (25:00 y 2 Vueltas) iniciado a 12:28:35

Lap	Lap Tm	Diff	Time of Day
2	1:55.402	+1.119	12:32:52.070
3	1:54.283		12:34:46.353
4	1:54.812	+0.529	12:36:41.165
5	1:55.867	+1.584	12:38:37.032
6	1:56.215	+1.932	12:40:33.247
7	1:56.218	+1.935	12:42:29.465
8	1:55.931	+1.648	12:44:25.396
9	1:57.512	+3.229	12:46:22.908
10	1:57.884	+3.601	12:48:20.792
11	1:57.283	+3.000	12:50:18.075
12	1:57.570	+3.287	12:52:15.645
13	1:56.312	+2.029	12:54:11.957
14	1:58.528	+4.245	12:56:10.485
15	1:57.163	+2.880	12:58:07.648

(97) SERENA ROMERO, JORDI

1	2:01.961	+7.540	12:31:01.591
2	1:55.439	+1.018	12:32:57.030
3	1:56.131	+1.710	12:34:53.161
4	1:54.421		12:36:47.582
5	1:54.914	+0.493	12:38:42.496
6	1:56.128	+1.707	12:40:38.624
7	1:57.928	+3.507	12:42:36.552
8	1:55.305	+0.884	12:44:31.857
9	1:56.144	+1.723	12:46:28.001
10	1:55.671	+1.250	12:48:23.672
11	1:58.868	+4.447	12:50:22.540
12	1:56.266	+1.845	12:52:18.806
13	2:00.514	+6.093	12:54:19.320
14	1:55.935	+1.514	12:56:15.255
15	1:56.061	+1.640	12:58:11.316

(317) SIERRA ABIAN, FCO JAVIER

1	2:04.019	+10.386	12:31:04.170
2	1:54.411	+0.778	12:32:58.581
3	1:53.633		12:34:52.214
4	1:54.736	+1.103	12:36:46.950
5	1:54.110	+0.477	12:38:41.060
6	1:55.816	+2.183	12:40:36.876
7	1:56.637	+3.004	12:42:33.513
8	1:57.042	+3.409	12:44:30.555
9	2:11.860	+18.227	12:46:42.415
10	1:57.381	+3.748	12:48:39.796
11	2:02.178	+8.545	12:50:41.974
12	1:58.170	+4.537	12:52:40.144
13	2:01.548	+7.915	12:54:41.692
14	2:00.021	+6.388	12:56:41.713
15	1:59.037	+5.404	12:58:40.750

(78) DARNE SELLABONA, BERNAT

1	2:01.633	+6.387	12:31:01.122
2	2:00.438	+5.192	12:33:01.560
3	1:55.280	+0.034	12:34:56.840
4	1:55.246		12:36:52.086
5	1:56.350	+1.104	12:38:48.436
6	1:59.658	+4.412	12:40:48.094
7	1:59.823	+4.577	12:42:47.917
8	2:00.829	+5.583	12:44:48.746
9	2:01.270	+6.024	12:46:50.016
10	2:02.614	+7.368	12:48:52.630
11	2:01.272	+6.026	12:50:53.902
12	1:59.812	+4.566	12:52:53.714
13	2:01.122	+5.876	12:54:54.836
14	2:01.143	+5.897	12:56:55.979
15	2:00.823	+5.577	12:58:56.802

Lap	Lap Tm	Diff	Time of Day
(25) FONTANALS BENAVENT, MARC			
1	2:05.340	+7.523	12:31:07.656
2	1:59.379	+1.562	12:33:07.035
3	1:58.075	+0.258	12:35:05.110
4	1:59.459	+1.642	12:37:04.569
5	1:57.817		12:39:02.386
6	1:58.977	+1.160	12:41:01.363
7	2:01.190	+3.373	12:43:02.553
8	2:02.195	+4.378	12:45:04.748
9	1:58.446	+0.629	12:47:03.194
10	2:00.512	+2.695	12:49:03.706
11	1:58.370	+0.553	12:51:02.076
12	1:59.508	+1.691	12:53:01.584
13	1:58.668	+0.851	12:55:00.252
14	2:00.004	+2.187	12:57:00.256
15	2:01.238	+3.421	12:59:01.494

(169) NOYA CASANOVAS, DAVID

1	2:05.163	+4.488	12:31:04.332
2	2:00.675		12:33:05.007
3	2:02.878	+2.203	12:35:07.885
4	2:03.476	+2.801	12:37:11.361
5	2:06.142	+5.467	12:39:17.503
6	2:09.442	+8.767	12:41:26.945
7	2:08.246	+7.571	12:43:35.191
8	2:07.707	+7.032	12:45:42.898
9	2:10.765	+10.090	12:47:53.663
10	2:07.917	+7.242	12:50:01.580
11	2:10.579	+9.904	12:52:12.159
12	2:12.058	+11.383	12:54:24.217
13	2:07.966	+7.291	12:56:32.183
14	2:05.397	+4.722	12:58:37.580

(10) GUARDIA MARTI, POL

1	2:07.784	+4.320	12:31:08.648
2	2:03.464		12:33:12.112
3	2:18.618	+15.154	12:35:30.730
4	2:07.509	+4.045	12:37:38.239
5	2:13.931	+10.467	12:39:52.170
6	2:11.754	+8.290	12:42:03.924
7	2:14.303	+10.839	12:44:18.227
8	2:13.588	+10.124	12:46:31.815
9	2:16.161	+12.697	12:48:47.976
10	2:09.715	+6.251	12:50:57.691
11	2:12.438	+8.974	12:53:10.129
12	2:09.886	+6.422	12:55:20.015
13	2:09.376	+5.912	12:57:29.391

(19) PEÑA CASTRO, PABLO

1	2:32.482	+26.450	12:31:34.529
2	2:10.423	+4.391	12:33:44.952
3	2:08.874	+2.842	12:35:53.826
4	2:10.830	+4.798	12:38:04.656
5	2:16.224	+10.192	12:40:20.880
6	2:09.534	+3.502	12:42:30.414
7	2:12.015	+5.983	12:44:42.429
8	2:11.834	+5.802	12:46:54.263
9	2:10.235	+4.203	12:49:04.498
10	2:06.032		12:51:10.530
11	2:06.857	+0.825	12:53:17.387
12	2:09.599	+3.567	12:55:26.986
13	2:10.042	+4.010	12:57:37.028

(490) ETIENNE, FLORIAN

1	2:18.173	+4.027	12:31:21.854
2	2:14.146		12:33:36.000

Lap	Lap Tm	Diff	Time of Day
3	2:14.320	+0.174	12:35:50.320
4	2:18.974	+4.828	12:38:09.294
5	2:18.129	+3.983	12:40:27.423
6	2:17.987	+3.841	12:42:45.410
7	2:26.181	+12.035	12:45:11.591
8	2:17.882	+3.736	12:47:29.473
9	2:19.874	+5.728	12:49:49.347
10	2:24.878	+10.732	12:52:14.225
11	2:24.974	+10.828	12:54:39.199
12	2:24.411	+10.265	12:57:03.610
13	2:20.815	+6.669	12:59:24.425

(113) CALERO CHICHARRO, AIDA

1	2:22.688	+2.880	12:31:25.781
2	2:21.041	+1.233	12:33:46.822
3	2:19.808		12:36:06.630
4	2:25.171	+5.363	12:38:31.801
5	2:27.653	+7.845	12:40:59.454
6	2:25.712	+5.904	12:43:25.166
7	2:28.570	+8.762	12:45:53.736
8	2:24.340	+4.532	12:48:18.076
9	2:30.714	+10.906	12:50:48.790
10	2:27.209	+7.401	12:53:15.999
11	2:30.191	+10.383	12:55:46.190
12	2:29.664	+9.856	12:58:15.854

(85) MASCARILLA GUIU, GUILLEM

1	1:57.235	+2.209	12:31:15.929
2	1:55.026		12:33:10.955
3	1:57.338	+2.312	12:35:08.293
4	1:59.220	+4.194	12:37:07.513
5	2:03.493	+8.467	12:39:11.006
6	2:00.016	+4.990	12:41:11.022

(17) GARRALON LORITE, DANIEL

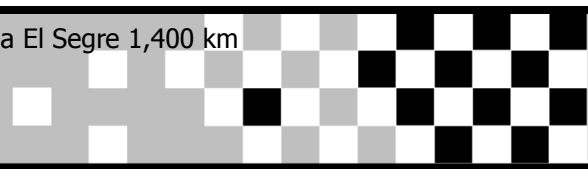
1	2:03.094	+1.542	12:31:00.561
2	2:02.477	+0.925	12:33:03.038
3	2:01.552		12:35:04.590
4	2:05.320	+3.768	12:37:09.910

Camp.Catalunya Motocròs. Lleida

MX 2

Circuit Rufeia El Segre 1,400 km

FINAL MX2



Posició	Nº Nombre	Total puntos	R1	R2.	Licencia	Club
1	16 SANS SORIA, MARC	47	25	22	127170-T	Mc A.Selva Camp
2	91 SANCHEZ OSUNA, ALONSO	45	20	25	127874-T	Mc P.Mafumet
3	112 CASAS CERVERA, ORIOL	40	22	18	127149-B	Mc. Segre
4	124 UBACH SALA, SÍMEO	38	18	20	127490-B	Mc B.Bergueda
5	11 ARNAU DE VERA, FERRAN	32	16	16	127280-GI	Mc C. Empúries
6	279 FERRER ENRIQUEZ, BIEL	29	15	14	127852-B	Mc Sitges
7	98 OLIVA HERMS, ORIOL	26	14	12	127058-B	Mc B.Bergueda
8	40 DAUDEN JOSE LUIS	22	12	10	127167-T	Mc Amposta
9	29 GOMEZ LOPEZ, SILVER	22	11	11	127619-GI	Mc. Segre
10	21 NOGUERA HIDALGO, JOAN	21	6	15	127070-B	Mc B.Bergueda
11	317 SIERRA ABIAN, FCO JAVIER	20	13	7	127762-B	Mc. Segre
12	94 ALTES BALLESTEROS, JOAN	19	10	9	127259-B	Mc St.Celoni
13	97 SERENA ROMERO, JORDI	16	8	8	127268-B	Mc B.Bergueda
14	78 DARNE SELLABONA, BERNAT	15	9	6	128104-GI	Mc C. Empúries
15	66 RISSECH SUREDA, ALBERT	13	0	13	127466-GI	Peu a Baix
16	169 NOYA CASANOVAS, DAVID	9	5	4	127353-B	Mc. Segre
17	85 MASCARILLA GUIU, GUILLEM	7	7	0	127039-L	Mc. Segre
18	19 PEÑA CASTRO, PABLO	6	4	2	13491-GR	MC. El Arenal
19	25 FONTANALS BENAVENT, MARC	5	0	5	127085-B	Mc Cubelles
20	10 GUARDIA MARTI, POL	5	2	3	127612-L	Mc Lleida
21	490 ETIENNE , FLORIAN	4	3	1	127352-GI	Independiente
22	113 CALERO CHICHARRO, AIDA	1	1	0	127032-B	Mc. Segre
23	17 GARRALON LORITE, DANIEL	0	0	0	127389-L	Mc. Segre
24	75 CARRERA GARCIA, GUILLEM	0	0	0	127315-B	Mc St.Celoni

Camp.Catalunya Motocròs. Lleida

Clasificado por mejor tiempo de vuelta

MX3 - MX4 - MX5

Circuit Rufe El Segre 1,400 km

Ent Cronometrats MX3-MX4 - MX5

11/05/2014 09:40

Práctica (25:00 Tiempo) iniciado a 9:35:05

Pos.	Nº Pilot	Millor Tm	En Volta	Vueltas	Llicencia	Dif. resp. 1º	PEC	Categ
1	19 FONT PEREZ, JOSEP	1:48.414	6	11	128202-GI		1	MX 4
2	94 DAVINS CAZORLA, ANGEL	1:52.413	8	8	127312-B	3.999	1	MX 3
3	888 PEDRO SUBIRATS, JORDI	1:53.185	8	13	127161-B	4.771	2	MX 3
4	12 CASAS NAVARRETE, LEANDRE	1:53.693	6	9	128532-B	5.279	2	MX 4
5	98 VILALTA AGUARA, JOAN	1:54.011	6	12	127892-B	5.597	3	MX 3
6	6 VALL FABREGA, AGUSTI	1:54.500	7	8	127213-B	6.086	1	MX 5
7	96 NOYA CATASUS, CASIMIR	1:55.210	6	11	127234-B	6.796	3	MX 4
8	7 FERNANDEZ, CESAR	1:55.810	6	12	50511-Z	7.396	4	MX 3
9	22 PALLARES ENRICH, SERGI	1:56.114	7	11	128165-GI	7.700	5	MX 3
10	14 HERNANDEZ BAREA, JOSE LUIS	1:57.032	9	11	127108-B	8.618	4	MX 4
11	33 SANS SOLOZABAL, MARC	1:57.199	12	12	128957-B	8.785	6	MX 3
12	79 COLETAS RIAL, JORDI	1:57.542	6	8	127644-B	9.128	7	MX 3
13	82 GAYOLA SUBIROS, ALBERT	1:58.796	9	9	127125-GI	10.382	8	MX 3
14	36 SALAMO COLOMER, DAVID	1:59.236	9	11	127120-GI	10.822	9	MX 3
15	39 ARFELIS ARNO, JORDI	1:59.440	11	11	127153-L	11.026	10	MX 3
16	111 SALAMO PUIGDEMONT, JORDI	1:59.981	8	10	127439-GI	11.567	11	MX 3
17	59 SANCHEZ COLL, NARCIS	2:01.931	6	11	127271-B	13.517	5	MX 4
18	21 MICOLA MARTIN, IVAN	2:01.976	8	10	127096-B	13.562	6	MX 4
19	17 SUÑOL SALA, JOAQUIM	2:02.275	7	9	127015-B	13.861	2	MX 5
20	97 TORRENTE ABRIL, EDUARDO	2:03.211	7	7	127001-B	14.797	7	MX 4
21	66 COSTA AGUSTI, XAVIER	2:03.378	10	12	127060-B	14.964	8	MX 4
22	50 REDON PAÑELLA, JORDI	2:03.744	7	9	127633-B	15.330	3	MX 5
23	25 LLUCH LIARTE, JUAN CARLOS	2:05.106	8	10	50503-Z	16.692	9	MX 4
24	28 MAS SOTERAS, ANTONI	2:05.329	6	8	127112-B	16.915	4	MX 5
25	27 RABELLA ATARES, XAVI	2:07.626	4	8	127744-B	19.212	10	MX 4
26	35 SOLE HUGUET, EDGAR	2:09.575	7	10	127010-T	21.161	12	MX 3
27	24 MOTTURA CASAS, POL	2:10.411	7	8	127260-B	21.997	13	MX 3
28	84 JORDA ESTANY, JOSEP	2:14.510	7	9	127020-GI	26.096	11	MX 4
29	74 ALASRAKI GOMEZ, DAVID	2:14.955	7	10	127033-B	26.541	12	MX 4
30	15 PIERA SOLE, LLUIS	2:18.413	4	4	127697-L	29.999	14	MX 3
31	54 CORTELL DEBUENO, J.RAFael	2:21.559	2	10	50683-Z	33.145	5	MX 5

Camp.Catalunya Motocròs. Lleida

Clasificado por vueltas

MX3 - MX4 - MX5

Circuit Rufe El Segre 1,400 km

1a Cursa

11/05/2014 11:30

Carrera (20:00 y 2 Vueltas) iniciado a 11:21:26

Pos.	Nº	Nom	Voltes	Total T°	Mejor Tm	En Volta	Club	PEC	Categ
1	19	FONT PEREZ, JOSEP	13	24:54.289	1:50.657	4	Mc. Polea SX	1	MX 4
2	888	PEDRO SUBIRATS, JORDI	13	25:01.498	1:52.159	6	Massoni Sport	1	MX 3
3	94	DAVINS CAZORLA, ANGEL	13	25:13.158	1:53.086	10	Mc. Segre	2	MX 3
4	98	VILALTA AGUARA, JOAN	13	25:20.417	1:52.665	6	Mc S Hilari	3	MX 3
5	12	CASAS NAVARRETE, LEANDRE	13	25:23.218	1:53.063	3	Mc. Segre	2	MX 4
6	6	VALL FABREGA, AGUSTI	13	25:53.943	1:54.359	9	Mc. Segre	1	MX 5
7	7	FERNANDEZ, CESAR	13	25:54.852	1:53.215	6	Esc a Full	4	MX 3
8	22	PALLARES ENRICH, SERGI	13	26:08.879	1:56.538	6	Am Vidreres	5	MX 3
9	33	SANS SOLOZABAL, MARC	13	26:09.751	1:56.686	12	Mc St.Celoni	6	MX 3
10	96	NOYA CATASUS, CASIMIR	13	26:18.337	1:53.084	1	Mc. Segre	3	MX 4
11	14	HERNANDEZ BAREA, JOSE LUIS	13	26:40.643	1:58.130	4	Mc St.Celoni	4	MX 4
12	39	ARFELIS ARNO, JORDI	13	26:42.206	1:58.093	6	Me CEAMA	7	MX 3
13	79	COLETAS RIAL, JORDI	13	26:44.624	1:57.688	2	Mc. Segre	8	MX 3
14	59	SANCHEZ COLL, NARCIS	13	26:47.804	1:58.631	3	CM Mollet-Isern	5	MX 4
15	36	SALAMO COLOMER, DAVID	13	26:53.779	1:58.938	8	MC Gas a la Burra	9	MX 3
16	111	SALAMO PUIGDEMONT, JORDI	12	24:54.628	1:57.496	7	MC Gas a la Burra	10	MX 3
17	82	GAYOLA SUBIROS, ALBERT	12	24:56.027	1:59.453	6	MC Gas a la Burra	11	MX 3
18	66	COSTA AGUSTI, XAVIER	12	25:03.807	2:00.905	3	Mc. Segre	6	MX 4
19	97	TORRENTE ABRIL, EDUARDO	12	25:07.652	2:02.414	6	Mc. Polea SX	7	MX 4
20	21	MICOLA MARTIN, IVAN	12	25:08.216	2:01.948	3	Mc St.Celoni	8	MX 4
21	25	LLUCH LIARTE, JUAN CARLOS	12	25:16.410	1:59.876	3	Mc. Zuera	9	MX 4
22	50	REDON PAÑELLA, JORDI	12	25:22.873	2:01.869	3	Gm Molins	2	MX 5
23	17	SUÑOL SALA, JOAQUIM	12	26:06.521	1:58.306	3	Mc St.Celoni	3	MX 5
24	27	RABELLA ATARES, XAVI	12	26:19.291	2:07.179	2	Em Castellbisbal	10	MX 4
25	24	MOTTURA CASAS, POL	12	27:09.020	2:11.529	3	Mc. Segre	12	MX 3
26	35	SOLE HUGUET, EDGAR	11	24:56.799	2:11.034	2	Mc P.Mafumet	13	MX 3
27	15	PIERA SOLE, LLUIS	11	25:01.230	2:10.576	2	Mc. Segre	14	MX 3
28	84	JORDA ESTANY, JOSEP	11	25:02.397	2:10.941	2	Independiente	11	MX 4
29	74	ALASRAKI GOMEZ, DAVID	11	25:24.879	2:09.660	2	Mc Penedes	12	MX 4
30	54	CORTELL DEBUENO, J.RAFael	11	25:50.367	2:10.778	3	Mc. Zuera	4	MX 5
No clasificado									
NT	28	MAS SOTERAS, ANTONI	1	2:36.658	2:09.730	1	Mc Igualada	NT	MX 5

Margin of Victory

Avg. Speed

Best Lap Tm

Best Spd

Best Lap by

7.209

43,847

1:50.657

45,546

19 - FONT PEREZ, JOSEP

Jefe de cronometraje Nando Ribé

Orbits

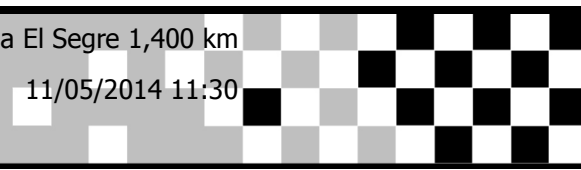
Director de Carrera Lluís Capdevila



SEGUROS
Ges

www.mylaps.com

Licenciado a: Nando.Crono



Competidores		Vueltas													
		0	1	2	3	4	5	6	7	8	9	10	11	12	13
NOYA CATASUS, CASIMIR (96)	1	96	96	96	19	19	19	19	19	19	19	19	19	19	19
DAVINS CAZORLA, ANGEL (94)	2	94	94	94	96	94	888	888	888	888	888	888	888	888	888
FONT PEREZ, JOSEP (19)	3	19	19	19	94	888	94	94	94	94	94	94	94	94	94
VALL FABREGA, AGUSTI (6)	4	6	6	888	888	98	98	98	98	98	98	98	98	98	98
PALLARES ENRICH, SERGI (22)	5	22	888	6	98	96	96	12	12	12	12	12	12	12	12
COLETAS RIAL, JORDI (79)	6	79	98	98	6	6	6	6	6	6	6	6	6	6	6
PEDRO SUBIRATS, JORDI (888)	7	888	12	12	12	12	12	96	7	96	96	7	7	7	7
VILALTA AGUARA, JOAN (98)	8	98	79	79	79	22	7	7	96	22	7	96	22	22	22
CASAS NAVARRETE, LEANDRE (12)	9	12	22	22	22	79	22	22	22	111	22	22	33	33	33
COSTA AGUSTI, XAVIER (66)	10	66	111	111	111	111	111	111	111	7	33	33	96	96	96
SALAMO PUIGDEMONT, JORDI (11)	11	111	14	14	33	7	33	33	33	33	14	39	39	39	14
HERNANDEZ BAREA, JOSE LUIS (1)	12	14	33	33	7	33	14	14	14	14	39	14	14	14	39
TORRENTE ABRIL, EDUARDO (97)	13	97	59	7	14	14	79	79	79	79	79	79	79	79	79
SANCHEZ COLL, NARCIS (59)	14	59	66	59	59	59	59	59	59	59	59	59	59	59	59
SANS SOLOZABAL, MARC (33)	15	33	7	66	66	39	39	39	39	39	82	82	36	36	36
MICOLA MARTIN, IVAN (21)	16	21	97	97	39	66	66	66	82	82	36	36	82	111	
GAYOLA SUBIROS, ALBERT (82)	17	82	36	36	97	97	82	82	66	36	66	111	111	82	
SALAMO COLOMER, DAVID (36)	18	36	82	39	82	82	97	97	36	66	111	66	66	66	
LLUCH LIARTE, JUAN CARLOS (25)	19	25	39	82	36	36	36	36	97	97	97	97	97	97	
FERNANDEZ, CESAR (7)	20	7	21	21	21	21	21	21	21	21	21	21	21	21	
ARFELIS ARNO, JORDI (39)	21	39	50	25	25	25	25	25	25	25	25	25	25	25	
RABELLA ATARES, XAVI (27)	22	27	28	50	50	50	50	50	50	50	50	50	50	50	
REDON PAÑELLA, JORDI (50)	23	50	25	27	27	27	27	27	27	27	17	17	17	17	
MAS SOTERAS, ANTONI (28)	24	28	27	74	74	74	74	17	17	17	27	27	27	27	
JORDA ESTANY, JOSEP (84)	25	84	74	84	84	84	24	24	24	24	24	24	24	24	
MOTTURA CASAS, POL (24)	26	24	84	24	24	24	17	15	15	35	35	35	35	35	
SOLE HUGUET, EDGAR (35)	27	35	24	35	35	35	15	35	35	15	15	15	15	15	
ALASRAKI GOMEZ, DAVID (74)	28	74	35	54	54	15	84	74	84	84	84	84	84	84	
PIERA SOLE, LLUIS (15)	29	15	54	15	15	54	35	84	74	74	74	74	74	74	
CORTELL DEBUENO, J.RAFael (54)	30	54	15	17	17	17	54	54	54	54	54	54	54	54	
SUÑOL SALA, JOAQUIM (17)	31	17	17												

Camp.Catalunya Motocròs. Lleida

MX3 - MX4 - MX5

Circuit Rufeia El Segre 1,400 km

1a Cursa

11/05/2014 11:30

Carrera (20:00 y 2 Vueltas) iniciado a 11:21:26

Lap	Lap Tm	Diff	Time of Day
(19) FONT PEREZ, JOSEP			
1	1:54.720	+4.063	11:23:41.447
2	1:53.658	+3.001	11:25:35.105
3	1:51.788	+1.131	11:27:26.893
4	1:50.657		11:29:17.550
5	1:51.446	+0.789	11:31:08.996
6	1:53.642	+2.985	11:33:02.638
7	1:54.631	+3.974	11:34:57.269
8	1:52.735	+2.078	11:36:50.004
9	1:53.167	+2.510	11:38:43.171
10	1:50.752	+0.095	11:40:33.923
11	1:59.840	+9.183	11:42:33.763
12	1:53.233	+2.576	11:44:26.996
13	1:54.005	+3.348	11:46:21.001

Lap	Lap Tm	Diff	Time of Day
(888) PEDRO SUBIRATS, JORDI			
1	1:56.396	+4.237	11:23:44.233
2	1:53.811	+1.652	11:25:38.044
3	1:52.870	+0.711	11:27:30.914
4	1:54.092	+1.933	11:29:25.006
5	1:53.266	+1.107	11:31:18.272
6	1:52.159		11:33:10.431
7	1:53.635	+1.476	11:35:04.066
8	1:53.091	+0.932	11:36:57.157
9	1:53.345	+1.186	11:38:50.502
10	1:54.854	+2.695	11:40:45.356
11	1:53.428	+1.269	11:42:38.784
12	1:55.424	+3.265	11:44:34.208
13	1:54.002	+1.843	11:46:28.210

Lap	Lap Tm	Diff	Time of Day
(94) DAVINS CAZORLA, ANGEL			
1	1:53.607	+0.521	11:23:39.720
2	1:54.154	+1.068	11:25:33.874
3	1:55.894	+2.808	11:27:29.768
4	1:54.766	+1.680	11:29:24.534
5	1:55.558	+2.472	11:31:20.092
6	1:53.820	+0.734	11:33:13.912
7	1:57.425	+4.339	11:35:11.337
8	1:55.747	+2.661	11:37:07.084
9	1:55.920	+2.834	11:39:03.004
10	1:53.086		11:40:56.090
11	1:53.582	+0.496	11:42:49.672
12	1:53.323	+0.237	11:44:42.995
13	1:56.875	+3.789	11:46:39.870

Lap	Lap Tm	Diff	Time of Day
(98) VILALTA AGUARA, JOAN			
1	1:56.805	+4.140	11:23:45.159
2	1:54.040	+1.375	11:25:39.199
3	1:54.798	+2.133	11:27:33.997
4	1:54.530	+1.865	11:29:28.527
5	1:54.212	+1.547	11:31:22.739
6	1:52.665		11:33:15.404
7	1:57.361	+4.696	11:35:12.765
8	1:56.240	+3.575	11:37:09.005
9	1:55.320	+2.655	11:39:04.325
10	1:53.474	+0.809	11:40:57.799
11	1:56.269	+3.604	11:42:54.068
12	1:55.929	+3.264	11:44:49.997
13	1:57.132	+4.467	11:46:47.129

Lap	Lap Tm	Diff	Time of Day
(12) CASAS NAVARRETE, LEANDRE			
1	1:59.721	+6.658	11:23:48.293
2	1:54.579	+1.516	11:25:42.872
3	1:53.063		11:27:35.935
4	1:55.778	+2.715	11:29:31.713

Lap	Lap Tm	Diff	Time of Day
5	1:56.396	+3.333	11:31:28.109
6	1:54.680	+1.617	11:33:22.789
7	1:54.211	+1.148	11:35:17.000
8	1:57.074	+4.011	11:37:14.074
9	1:55.487	+2.424	11:39:09.561
10	1:55.997	+2.934	11:41:05.558
11	1:54.940	+1.877	11:43:00.498
12	1:53.891	+0.828	11:44:54.389
13	1:55.541	+2.478	11:46:49.930

Lap	Lap Tm	Diff	Time of Day
(6) VALL FABREGA, AGUSTI			
1	1:56.129	+1.770	11:23:43.276
2	1:55.564	+1.205	11:25:38.840
3	1:56.200	+1.841	11:27:35.040
4	1:56.271	+1.912	11:29:31.311
5	1:56.252	+1.893	11:31:27.563
6	1:56.123	+1.764	11:33:23.686
7	1:55.435	+1.076	11:35:19.121
8	1:56.788	+2.429	11:37:15.909
9	1:54.359		11:39:10.268
10	1:56.497	+2.138	11:41:06.765
11	1:58.404	+4.045	11:43:05.169
12	1:56.531	+2.172	11:45:01.700
13	2:18.955	+24.596	11:47:20.655

Lap	Lap Tm	Diff	Time of Day
(7) FERNANDEZ, CESAR			
1	2:03.966	+10.751	11:23:55.815
2	1:58.261	+5.046	11:25:54.076
3	1:57.216	+4.001	11:27:51.292
4	1:54.948	+1.733	11:29:46.240
5	1:53.564	+0.349	11:31:39.804
6	1:53.215		11:33:33.019
7	1:53.258	+0.043	11:35:26.277
8	2:12.025	+18.810	11:37:38.302
9	2:01.886	+8.671	11:39:40.188
10	1:56.680	+3.465	11:41:36.868
11	1:55.760	+2.545	11:43:32.628
12	1:54.279	+1.064	11:45:26.907
13	1:54.657	+1.442	11:47:21.564

Lap	Lap Tm	Diff	Time of Day
(22) PALLARES ENRICH, SERGI			
1	2:02.571	+6.033	11:23:49.819
2	1:58.617	+2.079	11:25:48.436
3	1:57.902	+1.364	11:27:46.338
4	1:58.287	+1.749	11:29:44.625
5	1:57.946	+1.408	11:31:42.571
6	1:56.538		11:33:39.109
7	1:57.404	+0.866	11:35:36.513
8	1:58.795	+2.257	11:37:35.308
9	2:05.543	+9.005	11:39:40.851
10	1:59.543	+3.005	11:41:40.394
11	1:58.576	+2.038	11:43:38.970
12	1:57.682	+1.144	11:45:36.652
13	1:58.939	+2.401	11:47:35.591

Lap	Lap Tm	Diff	Time of Day
(33) SANS SOLOZABAL, MARC			
1	2:02.991	+6.305	11:23:53.677
2	1:59.888	+3.202	11:25:53.565
3	1:57.364	+0.678	11:27:50.929
4	1:58.673	+1.987	11:29:49.602
5	1:57.833	+1.147	11:31:47.435
6	1:57.581	+0.895	11:33:45.016
7	1:57.281	+0.595	11:35:42.297
8	1:57.213	+0.527	11:37:39.510
9	2:02.366	+5.680	11:39:41.876
10	2:01.500	+4.814	11:41:43.376

Lap	Lap Tm	Diff	Time of Day
11	1:58.017	+1.331	11:43:41.393
12	1:56.686		11:45:38.079
13	1:58.384	+1.698	11:47:36.463

Lap	Lap Tm	Diff	Time of Day
(96) NOYA CATASUS, CASIMIR			
1	1:53.084		11:23:38.934
2	1:54.197	+1.113	11:25:33.131
3	1:56.039	+2.955	11:27:29.170
4	1:59.613	+6.529	11:29:28.783
5	1:58.500	+5.416	11:31:27.283
6	2:02.206	+9.122	11:33:29.489
7	2:00.753	+7.669	11:35:30.242
8	2:03.290	+10.206	11:37:33.532
9	2:03.975	+10.891	11:39:37.507
10	2:01.900	+8.816	11:41:39.407
11	2:03.868	+10.784	11:43:43.275
12	2:01.533	+8.449	11:45:44.808
13	2:00.241	+7.157	11:47:45.049

Lap	Lap Tm	Diff	Time of Day
(14) HERNANDEZ BAREA, JOSE LUIS			
1	2:03.023	+4.893	11:23:52.821
2	2:00.028	+1.898	11:25:52.849
3	1:59.405	+1.275	11:27:52.254
4	1:58.130		11:29:50.384
5	1:59.360	+1.230	11:31:49.744
6	1:59.771	+1.641	11:33:49.515
7	2:00.194	+2.064	11:35:49.709
8	1:59.653	+1.523	11:37:49.362
9	2:09.822	+11.692	11:39:59.184
10	2:02.224	+4.094	11:42:01.408
11	2:04.030	+5.900	11:44:05.438
12	2:00.185	+2.055	11:46:05.623
13	2:01.732	+3.602	11:48:07.355

Lap	Lap Tm	Diff	Time of Day
(39) ARFELIS ARNO, JORDI			
1	2:06.685	+8.592	11:23:59.569
2	2:01.749	+3.656	11:26:01.318
3	1:59.763	+1.670	11:28:01.081
4	1:58.125	+0.032	11:29:59.206
5	1:59.656	+1.563	11:31:58.862
6	1:58.093		11:33:56.955
7	1:59.165	+1.072	11:35:56.120
8	2:01.026	+2.933	11:37:57.146
9	2:02.845	+4.752	11:39:59.911
10	1:59.980	+1.887	11:41:59.971
11	2:01.813	+3.720	11:44:01.784
12	2:00.365	+2.272	11:46:02.149
13	2:06.769	+8.676	11:48:08.918

Lap	Lap Tm	Diff	Time of Day
(79) COLETAS RIAL, JORDI			
1	2:01.540	+3.852	11:23:49.311
2	1:57.688		11:25:46.999
3	1:58.500	+0.812	11:27:45.499
4	1:59.321	+1.633	11:29:44.820
5	2:05.207	+7.519	11:31:50.027
6	2:01.661	+3.973	11:33:51.688
7	2:02.307	+4.619	11:35:53.995
8	2:02.014	+4.326	11:37:56.009
9	2:04.793	+7.105	11:40:00.802
10	2:01.447	+3.759	11:42:02.249
11	2:04.923	+7.235	11:44:07.172
12	2:01.548	+3.860	11:46:08.720
13	2:02.616	+4.928	11:48:11.336

Lap	Lap Tm	Diff	Time of Day
(59) SANCHEZ COLL, NARCIS			
1	2:04.035	+5.404	11:23:54.288

Camp.Catalunya Motocròs. Lleida

MX3 - MX4 - MX5

Circuit Rufeia El Segre 1,400 km

1a Cursa

11/05/2014 11:30

Carrera (20:00 y 2 Vueltas) iniciado a 11:21:26

Lap	Lap Tm	Diff	Time of Day
2	2:01.012	+2.381	11:25:55.300
3	1:58.631		11:27:53.931
4	1:58.880	+0.249	11:29:52.811
5	2:02.026	+3.395	11:31:54.837
6	1:59.900	+1.269	11:33:54.737
7	2:00.190	+1.559	11:35:54.927
8	2:01.119	+2.488	11:37:56.046
9	2:05.143	+6.512	11:40:01.189
10	2:02.663	+4.032	11:42:03.852
11	2:05.704	+7.073	11:44:09.556
12	2:01.657	+3.026	11:46:11.213
13	2:03.303	+4.672	11:48:14.516

(36) SALAMO COLOMER, DAVID

1	2:06.843	+7.905	11:23:58.322
2	2:01.828	+2.890	11:26:00.150
3	2:03.711	+4.773	11:28:03.861
4	2:03.260	+4.322	11:30:07.121
5	2:02.911	+3.973	11:32:10.032
6	2:02.471	+3.533	11:34:12.503
7	1:59.608	+0.670	11:36:12.111
8	1:58.938		11:38:11.049
9	1:59.611	+0.673	11:40:10.660
10	2:00.378	+1.440	11:42:11.038
11	2:02.738	+3.800	11:44:13.776
12	2:06.825	+7.887	11:46:20.601
13	1:59.890	+0.952	11:48:20.491

(111) SALAMO PUIGDEMONT, JORDI

1	2:01.608	+4.112	11:23:50.805
2	1:59.054	+1.558	11:25:49.859
3	1:57.520	+0.024	11:27:47.379
4	1:58.485	+0.989	11:29:45.864
5	1:57.999	+0.503	11:31:43.863
6	1:57.856	+0.360	11:33:41.719
7	1:57.496		11:35:39.215
8	1:57.948	+0.452	11:37:37.163
9	2:40.493	+42.997	11:40:17.656
10	2:01.981	+4.485	11:42:19.637
11	1:59.046	+1.550	11:44:18.683
12	2:02.657	+5.161	11:46:21.340

(82) GAYOLA SUBIROS, ALBERT

1	2:07.691	+8.238	11:23:59.170
2	2:03.138	+3.685	11:26:02.308
3	2:00.940	+1.487	11:28:03.248
4	2:02.956	+3.503	11:30:06.204
5	2:00.349	+0.896	11:32:06.553
6	1:59.453		11:34:06.006
7	2:00.148	+0.695	11:36:06.154
8	2:00.642	+1.189	11:38:06.796
9	2:01.857	+2.404	11:40:08.653
10	2:01.587	+2.134	11:42:10.240
11	2:04.582	+5.129	11:44:14.822
12	2:07.917	+8.464	11:46:22.739

(66) COSTAAGUSTI, XAVIER

1	2:06.440	+5.535	11:23:55.614
2	2:02.105	+1.200	11:25:57.719
3	2:00.905		11:27:58.624
4	2:01.909	+1.004	11:30:00.533
5	2:02.518	+1.613	11:32:03.051
6	2:02.341	+1.436	11:34:05.392
7	2:03.853	+2.948	11:36:09.245
8	2:02.998	+2.093	11:38:12.243
9	2:04.241	+3.336	11:40:16.484

Lap	Lap Tm	Diff	Time of Day
10	2:03.194	+2.289	11:42:19.678
11	2:05.885	+4.980	11:44:25.563
12	2:04.956	+4.051	11:46:30.519

(97) TORRENTE ABRIL, EDUARDO

1	2:07.078	+4.664	11:23:56.977
2	2:02.686	+0.272	11:25:59.663
3	2:02.516	+0.102	11:28:02.179
4	2:03.508	+1.094	11:30:05.687
5	2:03.862	+1.448	11:32:09.549
6	2:02.414		11:34:11.963
7	2:03.826	+1.412	11:36:15.789
8	2:03.538	+1.124	11:38:19.327
9	2:03.864	+1.450	11:40:23.191
10	2:03.959	+1.545	11:42:27.150
11	2:03.242	+0.828	11:44:30.392
12	2:03.972	+1.558	11:46:34.364

(21) MICOLA MARTIN, IVAN

1	2:09.446	+7.498	11:24:00.540
2	2:03.105	+1.157	11:26:03.645
3	2:01.948		11:28:05.593
4	2:02.048	+0.100	11:30:07.641
5	2:02.996	+1.048	11:32:10.637
6	2:03.414	+1.466	11:34:14.051
7	2:02.292	+0.344	11:36:16.343
8	2:03.499	+1.551	11:38:19.842
9	2:03.648	+1.700	11:40:23.490
10	2:04.175	+2.227	11:42:27.665
11	2:03.723	+1.775	11:44:31.388
12	2:03.540	+1.592	11:46:34.928

(25) LLUCH LIARTE, JUAN CARLOS

1	2:11.983	+12.107	11:24:03.770
2	2:03.239	+3.363	11:26:07.009
3	1:59.876		11:28:06.885
4	2:01.600	+1.724	11:30:08.485
5	2:02.800	+2.924	11:32:11.285
6	2:03.458	+3.582	11:34:14.743
7	2:03.101	+3.225	11:36:17.844
8	2:02.859	+2.983	11:38:20.703
9	2:05.451	+5.575	11:40:26.154
10	2:05.260	+5.384	11:42:31.414
11	2:04.043	+4.167	11:44:35.457
12	2:07.665	+7.789	11:46:43.122

(50) REDON PAÑELLA, JORDI

1	2:08.373	+6.504	11:24:01.594
2	2:06.257	+4.388	11:26:07.851
3	2:01.869		11:28:09.720
4	2:03.204	+1.335	11:30:12.924
5	2:03.580	+1.711	11:32:16.504
6	2:03.160	+1.291	11:34:19.664
7	2:02.958	+1.089	11:36:22.622
8	2:02.270	+0.401	11:38:24.892
9	2:02.333	+0.464	11:40:27.225
10	2:05.002	+3.133	11:42:32.227
11	2:07.343	+5.474	11:44:39.570
12	2:10.015	+8.146	11:46:49.585

(17) SUÑOL SALA, JOAQUIM

1	2:00.474	+2.168	11:24:53.424
2	1:59.469	+1.163	11:26:52.893
3	1:58.306		11:28:51.199
4	2:02.604	+4.298	11:30:53.803
5	2:04.972	+6.666	11:32:58.775

Lap	Lap Tm	Diff	Time of Day
6	2:04.737	+6.431	11:35:03.512
7	2:03.190	+4.884	11:37:06.702
8	2:04.938	+6.632	11:39:11.640
9	2:05.113	+6.807	11:41:16.753
10	2:06.102	+7.796	11:43:22.855
11	2:05.913	+7.607	11:45:28.768
12	2:04.465	+6.159	11:47:33.233

(27) RABELLA ATARES, XAVI

1	2:13.238	+6.059	11:24:06.238
2	2:07.179		11:26:13.417
3	2:07.948	+0.769	11:28:21.365
4	2:08.336	+1.157	11:30:29.701
5	2:09.526	+2.347	11:32:39.227
6	2:08.450	+1.271	11:34:47.677
7	2:10.810	+3.631	11:36:58.487
8	2:10.946	+3.767	11:39:09.433
9	2:10.329	+3.150	11:41:19.762
10	2:07.685	+0.506	11:43:27.447
11	2:09.998	+2.819	11:45:37.445
12	2:08.558	+1.379	11:47:46.003

(24) MOTTURA CASAS, POL

1	2:16.621	+5.092	11:24:10.672
2	2:11.594	+0.065	11:26:22.266
3	2:11.529		11:28:33.795
4	2:11.843	+0.314	11:30:45.638
5	2:12.239	+0.710	11:32:57.877
6	2:12.467	+0.938	11:35:10.344
7	2:14.586	+3.057	11:37:24.930
8	2:15.101	+3.572	11:39:40.031
9	2:14.444	+2.915	11:41:54.475
10	2:14.028	+2.499	11:44:08.503
11	2:11.914	+0.385	11:46:20.417
12	2:15.315	+3.786	11:48:35.732

(35) SOLE HUGUET, EDGAR

1	2:17.883	+6.849	11:24:12.155
2	2:11.034		11:26:23.189
3	2:11.456	+0.422	11:28:34.645
4	2:11.623	+0.589	11:30:46.268
5	2:16.360	+5.326	11:33:02.628
6	2:12.395	+1.361	11:35:15.023
7	2:13.239	+2.205	11:37:28.262
8	2:13.051	+2.017	11:39:41.313
9	2:13.666	+2.632	11:41:54.979
10	2:15.829	+4.795	11:44:10.808
11	2:12.703	+1.669	11:46:23.511

(15) PIERA SOLE, LLUIS

1	2:20.403	+9.827	11:24:15.105
2	2:10.576		11:26:25.681
3	2:10.950	+0.374	11:28:36.631
4	2:10.698	+0.122	11:30:47.329
5	2:12.994	+2.418	11:33:00.323
6	2:11.144	+0.568	11:35:11.467
7	2:16.495	+5.919	11:37:27.962
8	2:17.107	+6.531	11:39:45.069
9	2:12.366	+1.790	11:41:57.435
10	2:15.791	+5.215	11:44:13.226
11	2:14.716	+4.140	11:46:27.942

(84) JORDA ESTANY, JOSEP

1	2:15.819	+4.878	11:24:09.478
2	2:10.941		11:26:20.419
3	2:11.259	+0.318	11:28:31.678

Camp.Catalunya Motocròs. Lleida

MX3 - MX4 - MX5

Circuit Rufe El Segre 1,400 km

1a Cursa

11/05/2014 11:30

Carrera (20:00 y 2 Vueltas) iniciado a 11:21:26

Lap	Lap Tm	Diff	Time of Day
4	2:12.899	+1.958	11:30:44.577
5	2:17.072	+6.131	11:33:01.649
6	2:16.134	+5.193	11:35:17.783
7	2:13.328	+2.387	11:37:31.111
8	2:16.478	+5.537	11:39:47.589
9	2:11.055	+0.114	11:41:58.644
10	2:15.892	+4.951	11:44:14.536
11	2:14.573	+3.632	11:46:29.109

(74) ALASRAKI GOMEZ, DAVID

1	2:13.858	+4.198	11:24:08.313
2	2:09.660		11:26:17.973
3	2:12.239	+2.579	11:28:30.212
4	2:13.451	+3.791	11:30:43.663
5	2:14.055	+4.395	11:32:57.718
6	2:18.370	+8.710	11:35:16.088
7	2:17.697	+8.037	11:37:33.785
8	2:19.077	+9.417	11:39:52.862
9	2:20.548	+10.888	11:42:13.410
10	2:16.454	+6.794	11:44:29.864
11	2:21.727	+12.067	11:46:51.591

(54) CORTELL DEBUENO, J.RAFael

1	2:19.646	+8.868	11:24:14.633
2	2:10.928	+0.150	11:26:25.561
3	2:10.778		11:28:36.339
4	2:13.744	+2.966	11:30:50.083
5	2:14.882	+4.104	11:33:04.965
6	2:18.437	+7.659	11:35:23.402
7	2:22.420	+11.642	11:37:45.822
8	2:21.422	+10.644	11:40:07.244
9	2:29.990	+19.212	11:42:37.234
10	2:19.795	+9.017	11:44:57.029
11	2:20.050	+9.272	11:47:17.079

(28) MAS SOTERAS, ANTONI

1	2:09.730		11:24:03.370
---	-----------------	--	--------------

Lap	Lap Tm	Diff	Time of Day
-----	--------	------	-------------

Lap	Lap Tm	Diff	Time of Day
-----	--------	------	-------------

Camp.Catalunya Motocròs. Lleida

Clasificado por vueltas

MX3 - MX4 - MX5

Circuit Rufeá El Segre 1,400 km

2a Cursa

11/05/2014 13:10

Carrera (20:00 y 2 Vueltas) iniciado a 13:00:19

Pos.	Nº	Nom	Voltes	Total T°	Mejor Tm	En Volta	Club	PEC	Categ
1	19	FONT PEREZ, JOSEP	13	25:07.394	1:51.428	4	Mc. Polea SX	1	MX 4
2	888	PEDRO SUBIRATS, JORDI	13	25:24.070	1:52.843	5	Massoni Sport	1	MX 3
3	94	DAVINS CAZORLA, ANGEL	13	25:30.169	1:54.371	2	Mc. Segre	2	MX 3
4	7	FERNANDEZ, CESAR	13	25:30.864	1:53.723	12	Esc a Full	3	MX 3
5	98	VILALTA AGUARA, JOAN	13	25:45.578	1:53.417	4	Mc S Hilari	4	MX 3
6	6	VALL FABREGA, AGUSTI	13	25:53.340	1:56.019	11	Mc. Segre	1	MX 5
7	12	CASAS NAVARRETE, LEANDRE	13	25:54.560	1:55.155	13	Mc. Segre	2	MX 4
8	33	SANS SOLOZABAL, MARC	13	26:26.584	1:57.914	6	Mc St.Celoni	5	MX 3
9	96	NOYA CATASUS, CASIMIR	13	26:40.487	1:57.826	3	Mc. Segre	3	MX 4
10	82	GAYOLA SUBIROS, ALBERT	13	26:48.028	1:58.329	5	MC Gas a la Burra	6	MX 3
11	36	SALAMO COLOMER, DAVID	13	26:48.658	1:59.742	6	MC Gas a la Burra	7	MX 3
12	22	PALLARES ENRICH, SERGI	13	26:52.395	1:59.385	9	Am Vidreres	8	MX 3
13	79	COLETAS RIAL, JORDI	13	26:54.600	1:59.888	7	Mc. Segre	9	MX 3
14	14	HERNANDEZ BAREA, JOSE LUIS	13	26:57.609	2:00.639	12	Mc St.Celoni	4	MX 4
15	59	SANCHEZ COLL, NARCIS	13	26:58.586	1:59.496	5	CM Mollet-Isern	5	MX 4
16	39	ARFELIS ARNO, JORDI	12	25:14.435	2:01.718	4	Me CEAMA	10	MX 3
17	21	MICOLA MARTIN, IVAN	12	25:16.283	2:01.611	5	Mc St.Celoni	6	MX 4
18	97	TORRENTE ABRIL, EDUARDO	12	25:17.125	2:02.579	5	Mc. Polea SX	7	MX 4
19	25	LLUCH LIARTE, JUAN CARLOS	12	25:23.752	2:01.372	4	Mc. Zuera	8	MX 4
20	50	REDON PAÑELLA, JORDI	12	25:29.652	2:01.467	12	Gm Molins	2	MX 5
21	66	COSTA AGUSTI, XAVIER	12	25:29.999	2:02.190	5	Mc. Segre	9	MX 4
22	17	SUÑOL SALA, JOAQUIM	12	25:34.530	2:03.558	4	Mc St.Celoni	3	MX 5
23	111	SALAMO PUIGDEMONT, JORDI	12	26:10.717	2:01.543	2	MC Gas a la Burra	11	MX 3
24	28	MAS SOTERAS, ANTONI	12	26:25.016	2:04.853	5	Mc Igualada	4	MX 5
25	27	RABELLA ATARES, XAVI	12	27:05.012	2:10.498	9	Em Castellbisbal	10	MX 4
26	84	JORDA ESTANY, JOSEP	12	27:06.003	2:11.914	8	Independiente	11	MX 4
27	35	SOLE HUGUET, EDGAR	12	27:23.183	2:09.967	2	Mc P.Mafumet	12	MX 3
28	24	MOTTURA CASAS, POL	11	25:13.066	2:11.669	2	Mc. Segre	13	MX 3
29	15	PIERA SOLE, LLUIS	11	25:15.913	2:11.615	5	Mc. Segre	14	MX 3
30	54	CORTELL DEBUENO, J.RAFael	11	25:48.895	2:12.442	4	Mc. Zuera	5	MX 5
31	74	ALASRAKI GOMEZ, DAVID	11	25:51.523	2:13.177	3	Mc Penedes	12	MX 4

Margin of Victory

Avg. Speed

Best Lap Tm

Best Spd

Best Lap by

16.676

43,466

1:51.428

45,231

19 - FONT PEREZ, JOSEP

Jefe de cronometraje Nando Ribé

Orbits

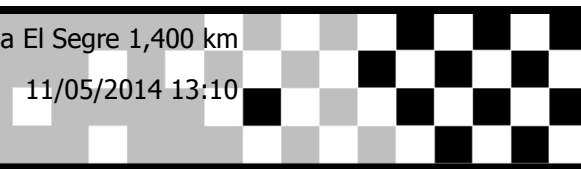
Director de Carrera Lluís Capdevila



SEGUROS
Ges

www.mylaps.com

Licenciado a: Nando.Crono



Competidores		Vueltas													
		0	1	2	3	4	5	6	7	8	9	10	11	12	13
NOYA CATASUS, CASIMIR (96)	1	96	94	94	94	19	19	19	19	19	19	19	19	19	19
DAVINS CAZORLA, ANGEL (94)	2	94	19	19	19	94	94	94	94	888	888	888	888	888	888
FONT PEREZ, JOSEP (19)	3	19	96	888	888	888	888	888	888	94	94	94	94	94	94
VALL FABREGA, AGUSTI (6)	4	6	6	96	96	98	98	98	98	7	7	7	7	7	7
SUÑOL SALA, JOAQUIM (17)	5	17	888	6	6	96	7	7	7	6	6	6	6	98	98
PEDRO SUBIRATS, JORDI (888)	6	888	7	7	98	7	6	6	6	98	98	98	98	6	6
FERNANDEZ, CESAR (7)	7	7	59	98	7	6	96	12	12	12	12	12	12	12	12
SANCHEZ COLL, NARCIS (59)	8	59	98	59	33	12	12	96	96	96	33	33	33	33	33
TORRENTE ABRIL, EDUARDO (97)	9	97	17	33	12	33	33	33	33	33	96	96	96	96	96
SANS SOLOZABAL, MARC (33)	10	33	33	12	59	59	59	59	36	82	82	82	82	82	82
SALAMO COLOMER, DAVID (36)	11	36	97	111	97	36	36	36	82	36	36	36	36	36	36
SALAMO PUIGDEMONT, JORDI (111)	12	111	12	97	36	97	82	82	59	59	79	79	79	22	22
MICOLA MARTIN, IVAN (21)	13	21	111	36	21	82	97	79	79	79	59	59	22	79	79
GAYOLA SUBIROS, ALBERT (82)	14	82	21	14	82	79	79	97	22	22	22	22	59	14	14
REDON PAÑELLA, JORDI (50)	15	50	36	21	79	21	21	22	97	14	14	14	14	59	59
VILALTA AGUARA, JOAN (98)	16	98	14	82	22	22	22	21	14	97	97	97	21	39	39
HERNANDEZ BAREA, JOSE LUIS (1)	17	14	82	79	39	39	14	14	21	21	21	21	21	39	21
SOLE HUGUET, EDGAR (35)	18	35	39	39	14	14	39	39	39	39	39	39	39	97	97
CASAS NAVARRETE, LEANDRE (12)	19	12	79	22	66	66	66	66	25	25	25	25	25	25	25
PALLARES ENRICH, SERGI (22)	20	22	22	66	25	25	25	25	66	66	66	66	66	66	50
ARFELIS ARNO, JORDI (39)	21	39	66	25	17	17	17	17	17	17	17	17	50	66	66
RABELLA ATARES, XAVI (27)	22	27	27	17	28	28	28	28	28	50	50	50	17	17	17
COLETAS RIAL, JORDI (79)	23	79	28	28	50	50	50	50	50	28	111	111	111	111	111
COSTA AGUSTI, XAVIER (66)	24	66	25	27	27	111	111	111	111	111	28	28	28	28	28
LLUCH LIARTE, JUAN CARLOS (25)	25	25	35	35	35	27	27	35	35	27	27	27	27	27	27
PIERA SOLE, LLUIS (15)	26	15	84	50	111	35	35	27	27	35	84	84	84	84	84
MAS SOTERAS, ANTONI (28)	27	28	15	84	84	84	84	84	84	84	35	35	35	35	35
JORDA ESTANY, JOSEP (84)	28	84	50	15	15	15	15	15	24	24	24	24	24	24	24
CORTELL DEBUENO, J.RAFael (54)	29	54	54	24	24	24	24	24	15	15	15	15	15	15	15
ALASRAKI GOMEZ, DAVID (74)	30	74	24	54	54	54	54	54	54	54	54	54	54	54	54
MOTTURA CASAS, POL (24)	31	24	74	74	74	74	74	74	74	74	74	74	74	74	74

Camp.Catalunya Motocròs. Lleida

MX3 - MX4 - MX5

Circuit Rufeia El Segre 1,400 km

2a Cursa

11/05/2014 13:10

Carrera (20:00 y 2 Vueltas) iniciado a 13:00:19

Lap	Lap Tm	Diff	Time of Day
(19) FONT PEREZ, JOSEP			
1	1:54.875	+3.447	13:02:35.000
2	1:55.133	+3.705	13:04:30.133
3	1:54.512	+3.084	13:06:24.645
4	1:51.428		13:08:16.073
5	1:52.302	+0.874	13:10:08.375
6	1:55.059	+3.631	13:12:03.434
7	1:54.916	+3.488	13:13:58.350
8	1:53.781	+2.353	13:15:52.131
9	1:53.506	+2.078	13:17:45.637
10	1:56.603	+5.175	13:19:42.240
11	1:54.075	+2.647	13:21:36.315
12	1:54.290	+2.862	13:23:30.605
13	1:56.787	+5.359	13:25:27.392

Lap	Lap Tm	Diff	Time of Day
(888) PEDRO SUBIRATS, JORDI			
1	1:57.851	+5.008	13:02:39.009
2	1:56.040	+3.197	13:04:35.049
3	1:54.278	+1.435	13:06:29.327
4	1:54.694	+1.851	13:08:24.021
5	1:52.843		13:10:16.864
6	1:54.337	+1.494	13:12:11.201
7	1:57.231	+4.388	13:14:08.432
8	1:54.455	+1.612	13:16:02.887
9	1:52.896	+0.053	13:17:55.783
10	1:54.899	+2.056	13:19:50.682
11	1:55.587	+2.744	13:21:46.269
12	2:00.366	+7.523	13:23:46.635
13	1:57.433	+4.590	13:25:44.068

Lap	Lap Tm	Diff	Time of Day
(94) DAVINS CAZORLA, ANGEL			
1	1:54.563	+0.192	13:02:34.007
2	1:54.371		13:04:28.378
3	1:55.440	+1.069	13:06:23.818
4	1:56.050	+1.679	13:08:19.868
5	1:55.502	+1.131	13:10:15.370
6	1:55.598	+1.227	13:12:10.968
7	1:56.443	+2.072	13:14:07.411
8	1:56.554	+2.183	13:16:03.965
9	1:54.766	+0.395	13:17:58.731
10	1:55.840	+1.469	13:19:54.571
11	1:57.039	+2.668	13:21:51.610
12	1:58.031	+3.660	13:23:49.641
13	2:00.526	+6.155	13:25:50.167

Lap	Lap Tm	Diff	Time of Day
(7) FERNANDEZ, CESAR			
1	1:58.216	+4.493	13:02:39.815
2	1:58.546	+4.823	13:04:38.361
3	1:58.183	+4.460	13:06:36.544
4	1:56.348	+2.625	13:08:32.892
5	1:53.993	+0.270	13:10:26.885
6	1:53.762	+0.039	13:12:20.647
7	1:55.548	+1.825	13:14:16.195
8	1:57.797	+4.074	13:16:13.992
9	1:55.176	+1.453	13:18:09.168
10	1:54.354	+0.631	13:20:03.522
11	1:54.259	+0.536	13:21:57.781
12	1:53.723		13:23:51.504
13	1:59.358	+5.635	13:25:50.862

Lap	Lap Tm	Diff	Time of Day
(98) VILALTA AGUARA, JOAN			
1	2:00.015	+6.598	13:02:44.666
2	1:54.209	+0.792	13:04:38.875
3	1:56.477	+3.060	13:06:35.352
4	1:53.417		13:08:28.769

Lap	Lap Tm	Diff	Time of Day
5	1:55.431	+2.014	13:10:24.200
6	1:55.502	+2.085	13:12:19.702
7	1:55.903	+2.486	13:14:15.605
8	2:08.271	+14.854	13:16:23.876
9	1:56.958	+3.541	13:18:20.834
10	1:56.042	+2.625	13:20:16.876
11	1:55.543	+2.126	13:22:12.419
12	1:55.214	+1.797	13:24:07.633
13	1:57.943	+4.526	13:26:05.576

Lap	Lap Tm	Diff	Time of Day
(6) VALL FABREGA, AGUSTI			
1	1:57.763	+1.744	13:02:38.586
2	1:59.164	+3.145	13:04:37.750
3	1:57.414	+1.395	13:06:35.164
4	1:58.524	+2.505	13:08:33.688
5	1:56.484	+0.465	13:10:30.172
6	1:57.106	+1.087	13:12:27.278
7	1:56.948	+0.929	13:14:24.226
8	1:58.169	+2.150	13:16:22.395
9	1:56.601	+0.582	13:18:18.996
10	1:56.439	+0.420	13:20:15.435
11	1:56.019		13:22:11.454
12	2:01.680	+5.661	13:24:13.134
13	2:00.204	+4.185	13:26:13.338

Lap	Lap Tm	Diff	Time of Day
(12) CASAS NAVARRETE, LEANDRE			
1	2:02.805	+7.650	13:02:48.263
2	1:56.937	+1.782	13:04:45.200
3	1:59.075	+3.920	13:06:44.275
4	1:56.292	+1.137	13:08:40.567
5	1:55.582	+0.427	13:10:36.149
6	1:55.822	+0.667	13:12:31.971
7	1:56.068	+0.913	13:14:28.039
8	1:56.645	+1.490	13:16:24.684
9	1:57.301	+2.146	13:18:21.985
10	1:56.413	+1.258	13:20:18.398
11	1:59.994	+4.839	13:22:18.392
12	2:01.011	+5.856	13:24:19.403
13	1:55.155		13:26:14.558

Lap	Lap Tm	Diff	Time of Day
(33) SANS SOLOZABAL, MARC			
1	2:02.821	+4.907	13:02:45.816
2	1:58.584	+0.670	13:04:44.400
3	1:58.878	+0.964	13:06:43.278
4	1:59.298	+1.384	13:08:42.576
5	1:58.563	+0.649	13:10:41.139
6	1:57.914		13:12:39.053
7	1:57.991	+0.077	13:14:37.044
8	1:59.938	+2.024	13:16:36.982
9	2:02.059	+4.145	13:18:39.041
10	2:01.112	+3.198	13:20:40.153
11	2:03.250	+5.336	13:22:43.403
12	2:00.701	+2.787	13:24:44.104
13	2:02.478	+4.564	13:26:46.582

Lap	Lap Tm	Diff	Time of Day
(96) NOYA CATASUS, CASIMIR			
1	1:58.173	+0.347	13:02:37.376
2	1:58.386	+0.560	13:04:35.762
3	1:57.826		13:06:33.588
4	1:58.266	+0.440	13:08:31.854
5	2:00.623	+2.797	13:10:32.477
6	2:01.162	+3.336	13:12:33.639
7	2:00.609	+2.783	13:14:34.248
8	2:01.824	+3.998	13:16:36.072
9	2:05.777	+7.951	13:18:41.849
10	2:03.852	+6.026	13:20:45.701

Lap	Lap Tm	Diff	Time of Day
11	2:05.651	+7.825	13:22:51.352
12	2:03.246	+5.420	13:24:54.598
13	2:05.887	+8.061	13:27:00.485

Lap	Lap Tm	Diff	Time of Day
(82) GAYOLA SUBIROS, ALBERT			
1	2:08.405	+10.076	13:02:52.587
2	2:02.336	+4.007	13:04:54.923
3	2:02.859	+4.530	13:06:57.782
4	2:01.387	+3.058	13:08:59.169
5	1:58.329		13:10:57.498
6	1:59.604	+1.275	13:12:57.102
7	2:00.249	+1.920	13:14:57.351
8	1:59.247	+0.918	13:16:56.598
9	2:02.792	+4.463	13:18:59.390
10	2:01.653	+3.324	13:21:01.043
11	2:02.920	+4.591	13:23:03.963
12	2:03.165	+4.836	13:25:07.128
13	2:00.898	+2.569	13:27:08.026

Lap	Lap Tm	Diff	Time of Day
(36) SALAMO COLOMER, DAVID			
1	2:07.633	+7.891	13:02:50.990
2	2:01.799	+2.057	13:04:52.789
3	2:02.193	+2.451	13:06:54.982
4	1:59.932	+0.190	13:08:54.914
5	2:01.465	+1.723	13:10:56.379
6	1:59.742		13:12:56.121
7	2:00.363	+0.621	13:14:56.484
8	2:01.983	+2.241	13:16:58.467
9	2:03.287	+3.545	13:19:01.754
10	2:00.789	+1.047	13:21:02.543
11	2:02.442	+2.700	13:23:04.985
12	2:02.911	+3.169	13:25:07.896
13	2:00.760	+1.018	13:27:08.656

Lap	Lap Tm	Diff	Time of Day
(22) PALLARES ENRICH, SERGI			
1	2:09.199	+9.814	13:02:55.062
2	2:02.918	+3.533	13:04:57.980
3	2:01.586	+2.201	13:06:59.566
4	2:02.325	+2.940	13:09:01.891
5	2:02.448	+3.063	13:11:04.339
6	2:01.585	+2.200	13:13:05.924
7	2:00.174	+0.789	13:15:06.098
8	2:02.376	+2.991	13:17:08.474
9	1:59.385		13:19:07.859
10	2:01.753	+2.368	13:21:09.612
11	2:02.585	+3.200	13:23:12.197
12	1:59.628	+0.243	13:25:11.825
13	2:00.568	+1.183	13:27:12.393

Lap	Lap Tm	Diff	Time of Day
(79) COLETAS RIAL, JORDI			
1	2:07.117	+7.229	13:02:53.973
2	2:02.347	+2.459	13:04:56.320
3	2:02.439	+2.551	13:06:58.759
4	2:01.467	+1.579	13:09:00.226
5	2:01.488	+1.600	13:11:01.714
6	2:01.657	+1.769	13:13:03.371
7	1:59.888		13:15:03.259
8	2:00.530	+0.642	13:17:03.789
9	2:01.319	+1.431	13:19:05.108
10	2:01.514	+1.626	13:21:06.622
11	2:03.764	+3.876	13:23:10.386
12	2:02.582	+2.694	13:25:12.968
13	2:01.630	+1.742	13:27:14.598

Lap	Lap Tm	Diff	Time of Day
(14) HERNANDEZ BAREA, JOSE LUIS			
1	2:07.007	+6.368	13:02:51.959

Camp.Catalunya Motocròs. Lleida

MX3 - MX4 - MX5

Circuit Ruffea El Segre 1,400 km

2a Cursa

11/05/2014 13:10

Carrera (20:00 y 2 Vueltas) iniciado a 13:00:19

Lap	Lap Tm	Diff	Time of Day
2	2:01.729	+1.090	13:04:53.688
3	2:09.140	+8.501	13:07:02.828
4	2:01.601	+0.962	13:09:04.429
5	2:00.779	+0.140	13:11:05.208
6	2:01.763	+1.124	13:13:06.971
7	2:03.103	+2.464	13:15:10.074
8	2:00.725	+0.086	13:17:10.799
9	2:01.057	+0.418	13:19:11.856
10	2:00.798	+0.159	13:21:12.654
11	2:02.120	+1.481	13:23:14.774
12	2:00.639		13:25:15.413
13	2:02.194	+1.555	13:27:17.607

(59) SANCHEZ COLL, NARCIS

1	2:01.848	+2.352	13:02:43.906
2	1:59.801	+0.305	13:04:43.707
3	2:01.174	+1.678	13:06:44.881
4	2:00.403	+0.907	13:08:45.284
5	1:59.496		13:10:44.780
6	2:01.265	+1.769	13:12:46.045
7	2:15.959	+16.463	13:15:02.004
8	2:00.624	+1.128	13:17:02.628
9	2:03.426	+3.930	13:19:06.054
10	2:02.865	+3.369	13:21:08.919
11	2:05.324	+5.828	13:23:14.243
12	2:02.643	+3.147	13:25:16.886
13	2:01.698	+2.202	13:27:18.584

(39) ARFELIS ARNO, JORDI

1	2:07.747	+6.029	13:02:53.667
2	2:04.005	+2.287	13:04:57.672
3	2:04.528	+2.810	13:07:02.200
4	2:01.718		13:09:03.918
5	2:04.017	+2.299	13:11:07.935
6	2:01.867	+0.149	13:13:09.802
7	2:02.113	+0.395	13:15:11.915
8	2:03.696	+1.978	13:17:15.611
9	2:02.890	+1.172	13:19:18.501
10	2:05.286	+3.568	13:21:23.787
11	2:04.252	+2.534	13:23:28.039
12	2:06.394	+4.676	13:25:34.433

(21) MICOLA MARTIN, IVAN

1	2:06.374	+4.763	13:02:50.334
2	2:04.112	+2.501	13:04:54.446
3	2:02.434	+0.823	13:06:56.880
4	2:04.339	+2.728	13:09:01.219
5	2:01.611		13:11:02.830
6	2:03.623	+2.012	13:13:06.453
7	2:04.338	+2.727	13:15:10.791
8	2:03.024	+1.413	13:17:13.815
9	2:03.417	+1.806	13:19:17.232
10	2:05.375	+3.764	13:21:22.607
11	2:04.075	+2.464	13:23:26.682
12	2:09.599	+7.988	13:25:36.281

(97) TORRENTE ABRIL, EDUARDO

1	2:05.329	+2.750	13:02:47.953
2	2:03.901	+1.322	13:04:51.854
3	2:03.030	+0.451	13:06:54.884
4	2:03.692	+1.113	13:08:58.576
5	2:02.579		13:11:01.155
6	2:04.418	+1.839	13:13:05.573
7	2:04.113	+1.534	13:15:09.686
8	2:03.585	+1.006	13:17:13.271
9	2:03.273	+0.694	13:19:16.544

Lap	Lap Tm	Diff	Time of Day
10	2:05.678	+3.099	13:21:22.222
11	2:07.619	+5.040	13:23:29.841
12	2:07.282	+4.703	13:25:37.123

(25) LLUCH LIARTE, JUAN CARLOS

1	2:13.527	+12.155	13:03:00.824
2	2:02.782	+1.410	13:05:03.606
3	2:03.937	+2.565	13:07:07.543
4	2:01.372		13:09:08.915
5	2:02.569	+1.197	13:11:11.484
6	2:03.466	+2.094	13:13:14.950
7	2:02.179	+0.807	13:15:17.129
8	2:03.201	+1.829	13:17:20.330
9	2:04.656	+3.284	13:19:24.986
10	2:05.174	+3.802	13:21:30.160
11	2:05.301	+3.929	13:23:35.461
12	2:08.289	+6.917	13:25:43.750

(50) REDON PAÑELLA, JORDI

1	2:22.991	+21.524	13:03:07.433
2	2:06.367	+4.900	13:05:13.800
3	2:08.272	+6.805	13:07:22.072
4	2:05.191	+3.724	13:09:27.263
5	2:03.502	+2.035	13:11:30.765
6	2:03.382	+1.915	13:13:34.147
7	2:02.456	+0.989	13:15:36.603
8	2:03.371	+1.904	13:17:39.974
9	2:02.146	+0.679	13:19:42.120
10	2:02.827	+1.360	13:21:44.947
11	2:03.236	+1.769	13:23:48.183
12	2:01.467		13:25:49.650

(66) COSTAAGUSTI, XAVIER

1	2:09.308	+7.118	13:02:56.351
2	2:03.809	+1.619	13:05:00.160
3	2:05.078	+2.888	13:07:05.238
4	2:02.973	+0.783	13:09:08.211
5	2:02.190		13:11:10.401
6	2:04.079	+1.889	13:13:14.480
7	2:05.441	+3.251	13:15:19.921
8	2:05.027	+2.837	13:17:24.948
9	2:05.248	+3.058	13:19:30.196
10	2:05.868	+3.678	13:21:36.064
11	2:07.093	+4.903	13:23:43.157
12	2:06.840	+4.650	13:25:49.997

(17) SUÑOL SALA, JOAQUIM

1	2:03.737	+0.179	13:02:44.835
2	2:19.727	+16.169	13:05:04.562
3	2:06.363	+2.805	13:07:10.925
4	2:03.558		13:09:14.483
5	2:05.024	+1.466	13:11:19.507
6	2:04.226	+0.668	13:13:23.733
7	2:06.036	+2.478	13:15:29.769
8	2:05.759	+2.201	13:17:35.528
9	2:04.634	+1.076	13:19:40.162
10	2:04.075	+0.517	13:21:44.237
11	2:04.746	+1.188	13:23:48.983
12	2:05.545	+1.987	13:25:54.528

(111) SALAMO PUIGDEMONT, JORDI

1	2:05.966	+4.423	13:02:49.473
2	2:01.543		13:04:51.016
3	2:40.233	+38.690	13:07:31.249
4	2:02.574	+1.031	13:09:33.823
5	2:02.684	+1.141	13:11:36.507

Lap	Lap Tm	Diff	Time of Day
6	2:03.439	+1.896	13:13:39.946
7	2:02.464	+0.921	13:15:42.410
8	2:04.178	+2.635	13:17:46.588
9	2:03.171	+1.628	13:19:49.759
10	2:11.997	+10.454	13:22:01.756
11	2:09.962	+8.419	13:24:11.718
12	2:18.997	+17.454	13:26:30.715

(28) MAS SOTERAS, ANTONI

1	2:12.744	+7.891	13:03:00.540
2	2:05.704	+0.851	13:05:06.244
3	2:06.508	+1.655	13:07:12.752
4	2:06.803	+1.950	13:09:19.555
5	2:04.853		13:11:24.408
6	2:05.044	+0.191	13:13:29.452
7	2:05.988	+1.135	13:15:35.440
8	2:07.157	+2.304	13:17:42.597
9	2:13.920	+9.067	13:19:56.517
10	2:13.419	+8.566	13:22:09.936
11	2:17.746	+12.893	13:24:27.682
12	2:17.332	+12.479	13:26:45.014

(27) RABELLA ATARES, XAVI

1	2:13.664	+3.166	13:02:59.910
2	2:11.418	+0.920	13:05:11.328
3	2:11.515	+1.017	13:07:22.843
4	2:12.453	+1.955	13:09:35.296
5	2:12.523	+2.025	13:11:47.819
6	2:14.901	+4.403	13:14:02.720
7	2:12.993	+2.495	13:16:15.713
8	2:13.426	+2.928	13:18:29.139
9	2:10.498		13:20:39.637
10	2:12.532	+2.034	13:22:52.169
11	2:15.610	+5.112	13:25:07.779
12	2:17.231	+6.733	13:27:25.010

(84) JORDA ESTANY, JOSEP

1	2:17.094	+5.180	13:03:05.600
2	2:12.884	+0.970	13:05:18.484
3	2:13.530	+1.616	13:07:32.014
4	2:12.473	+0.559	13:09:44.487
5	2:12.672	+0.758	13:11:57.159
6	2:12.653	+0.739	13:14:09.812
7	2:12.722	+0.808	13:16:22.534
8	2:11.914		13:18:34.448
9	2:12.899	+0.985	13:20:47.347
10	2:12.366	+0.452	13:22:59.713
11	2:13.394	+1.480	13:25:13.107
12	2:12.894	+0.980	13:27:26.001

(35) SOLE HUGUET, EDGAR

1	2:18.045	+8.078	13:03:03.405
2	2:09.967		13:05:13.372
3	2:12.403	+2.436	13:07:25.775
4	2:12.876	+2.909	13:09:38.651
5	2:10.508	+0.541	13:11:49.159
6	2:11.502	+1.535	13:14:00.661
7	2:13.323	+3.356	13:16:13.984
8	2:17.311	+7.344	13:18:31.295
9	2:17.181	+7.214	13:20:48.476
10	2:17.170	+7.203	13:23:05.646
11	2:17.517	+7.550	13:25:23.163
12	2:20.018	+10.051	13:27:43.181

(24) MOTTURA CASAS, POL

1	2:20.408	+8.739	13:03:10.384
---	----------	--------	--------------

Jefe de cronometraje Nando Ribé

Director de Carrera Lluis Capdevila

Orbits



SEGUROS
Ges

www.mylaps.com

Licenciado a: Nando.Crono

Camp.Catalunya Motocròs. Lleida

MX3 - MX4 - MX5

Circuit Rufe El Segre 1,400 km

2a Cursa

11/05/2014 13:10

Carrera (20:00 y 2 Vueltas) iniciado a 13:00:19

Lap	Lap Tm	Diff	Time of Day
2	2:11.669		13:05:22.053
3	2:13.403	+1.734	13:07:35.456
4	2:12.438	+0.769	13:09:47.894
5	2:11.920	+0.251	13:11:59.814
6	2:13.894	+2.225	13:14:13.708
7	2:15.120	+3.451	13:16:28.828
8	2:14.113	+2.444	13:18:42.941
9	2:15.692	+4.023	13:20:58.633
10	2:16.003	+4.334	13:23:14.636
11	2:18.428	+6.759	13:25:33.064

(15) PIERA SOLE, LLUIS

Lap	Lap Tm	Diff	Time of Day
1	2:19.277	+7.662	13:03:06.803
2	2:13.903	+2.288	13:05:20.706
3	2:13.518	+1.903	13:07:34.224
4	2:13.031	+1.416	13:09:47.255
5	2:11.615		13:11:58.870
6	2:14.208	+2.593	13:14:13.078
7	2:17.682	+6.067	13:16:30.760
8	2:15.574	+3.959	13:18:46.334
9	2:14.335	+2.720	13:21:00.669
10	2:19.361	+7.746	13:23:20.030
11	2:15.881	+4.266	13:25:35.911

(54) CORTELL DEBUENO, J.RAFANEL

Lap	Lap Tm	Diff	Time of Day
1	2:20.929	+8.487	13:03:09.806
2	2:15.835	+3.393	13:05:25.641
3	2:14.034	+1.592	13:07:39.675
4	2:12.442		13:09:52.117
5	2:14.841	+2.399	13:12:06.958
6	2:19.679	+7.237	13:14:26.637
7	2:17.039	+4.597	13:16:43.676
8	2:16.093	+3.651	13:18:59.769
9	2:20.832	+8.390	13:21:20.601
10	2:21.129	+8.687	13:23:41.730
11	2:27.163	+14.721	13:26:08.893

(74) ALASRAKI GOMEZ, DAVID

Lap	Lap Tm	Diff	Time of Day
1	2:24.369	+11.192	13:03:13.927
2	2:14.733	+1.556	13:05:28.660
3	2:13.177		13:07:41.837
4	2:15.635	+2.458	13:09:57.472
5	2:16.408	+3.231	13:12:13.880
6	2:18.472	+5.295	13:14:32.352
7	2:16.223	+3.046	13:16:48.575
8	2:19.524	+6.347	13:19:08.099
9	2:21.468	+8.291	13:21:29.567
10	2:21.408	+8.231	13:23:50.975
11	2:20.546	+7.369	13:26:11.521

Camp.Catalunya Motocròs. Lleida

MX3 - MX4 - MX5

Circuit Rufe El Segre 1,400 km

FINALS MX3-MX4-MX5

Posició	Nº	Nombre	Total puntos	R1	R2.	Llicencia	Club
MX 3							
1	888	PEDRO SUBIRATS, JORDI	50	25	25	127161-B	Massoni Sport
2	94	DAVINS CAZORLA, ANGEL	44	22	22	127312-B	Mc. Segre
3	7	FERNANDEZ, CESAR	38	18	20	50511-Z	Esc a Full
4	98	VILALTA AGUARA, JOAN	38	20	18	127892-B	Mc S Hilari
5	33	SANS SOLOZABAL, MARC	31	15	16	128957-B	Mc St.Celoni
6	22	PALLARES ENRICH, SERGI	29	16	13	128165-GI	Am Vidreres
7	36	SALAMO COLOMER, DAVID	26	12	14	127120-GI	MC Gas a la Burra
8	82	GAYOLA SUBIROS, ALBERT	25	10	15	127125-GI	MC Gas a la Burra
9	39	ARFELIS ARNO, JORDI	25	14	11	127153-L	Me CEAMA
10	79	COLETAS RIAL, JORDI	25	13	12	127644-B	Mc. Segre
11	111	SALAMO PUIGDEMONT, JORDI	21	11	10	127439-GI	MC Gas a la Burra
12	35	SOLE HUGUET, EDGAR	17	8	9	127010-T	Mc P.Mafumet
13	24	MOTTURA CASAS, POL	17	9	8	127260-B	Mc. Segre
14	15	PIERA SOLE, LLUIS	14	7	7	127697-L	Mc. Segre
MX 4							
1	19	FONT PEREZ, JOSEP	50	25	25	128202-GI	Mc. Polea SX
2	12	CASAS NAVARRETE, LEANDRE	44	22	22	128532-B	Mc. Segre
3	96	NOYA CATASUS, CASIMIR	40	20	20	127234-B	Mc. Segre
4	14	HERNANDEZ BAREA, JOSE LUIS	36	18	18	127108-B	Mc St.Celoni
5	59	SANCHEZ COLL, NARCIS	32	16	16	127271-B	CM Mollet-Isern
6	21	MICOLA MARTIN, IVAN	28	13	15	127096-B	Mc St.Celoni
7	97	TORRENTE ABRIL, EDUARDO	28	14	14	127001-B	Mc. Polea SX
8	66	COSTA AGUSTI, XAVIER	27	15	12	127060-B	Mc. Segre
9	25	LLUCH LIARTE, JUAN CARLOS	25	12	13	50503-Z	Mc. Zuera
10	27	RABELLA ATARES, XAVI	22	11	11	127744-B	Em Castellbisbal
11	84	JORDA ESTANY, JOSEP	20	10	10	127020-GI	Independiente
12	74	ALASRAKI GOMEZ, DAVID	18	9	9	127033-B	Mc Penedes
MX 5							
1	6	VALL FABREGA, AGUSTI	50	25	25	127213-B	Mc. Segre
2	50	REDON PAÑELLA, JORDI	44	22	22	127633-B	Gm Molins
3	17	SUÑOL SALA, JOAQUIM	40	20	20	127015-B	Mc St.Celoni
4	54	CORTELL DEBUENO, J.RAFEL	34	18	16	50683-Z	Mc. Zuera
5	28	MAS SOTERAS, ANTONI	18	0	18	127112-B	Mc Igualada