

Challenge Ciclomotors. Can Taulè

Clasificado por mejor tiempo de vuelta

3 Hores Resistencia

Àrea del Motor Can Taule 2,800 km

Entrenaments

23/02/2014 09:00

Pràctica (45:00 Tiempo) iniciado a 9:32:09

Pos.	Nº	Pilot	Millor Tm	En Volta	Club	PEC	Categ
1	5	FRANCISCO, ENRIC / FERRER, XAVIER	3:40.621	9	Mc St.Celoni / Mc Segre	1	Protos
2	88	DALMAU, JORDI-LOEZ, ARNAU	3:40.975	4	Mc Cingles	1	G 3 Aigua
3	34	TORRENTS, ALEIX / GARRETA, SERGI	3:45.934	9	McSelva Camp / Mc Mafumet	2	G 3 Aigua
4	16	ARABIA, JORDI / BATLLES, ANDREU	3:47.265	8	MC Ronçana	3	G 3 Aigua
5	1	BERTRAN, SANTI. / RODRIGUEZ, ALBERTO	3:49.807	6	MC 3 Turons / Racc Motor Sport	4	G 3 Aigua
6	8	TRAVIESA, CARLES / PEREZ, ALBERTO	3:51.839	8	Motocat / Moto Club Ronçana	5	G 3 Aigua
7	6	MARTI SOLA, ALBERT	3:52.479	9	MC Ronçana	6	G 3 Aigua
8	32	BOSCH, JOSEP / PERALES, ANGEL	3:53.328	5	Mc Canyamars / Pm Vilassar de Dalt	2	Protos
9	61	COSTA, MONTSERRAT / SERRANO, AARON	3:53.554	9	Mc l'Ametlla / Mc Ronçana	7	G 3 Aigua
10	18	DE LA SALUD, ORIOL / PARERA, JOSEP	3:54.011	7	MC Ronçana / Mc Tres Turons	8	G 3 Aigua
11	11	BIGAS, DAVID / JORDA, ALEIX	3:54.097	8	AEG 24H / Amics Martorelles	9	G 3 Aigua
12	87	CLOTET, XAVIER / CLOTET, SERGI	3:57.841	8	Amv Torroella	3	Protos
13	23	CORTS, ADRIA / MARTIN, XAVIER	3:58.389	6	MC Ronçana	10	G 3 Aigua
14	39	RIERA MONTANER, CARLES	4:02.837	10	Mc Pistó Fos	1	G 2 Aire
15	7	ROCA, JORDI / CASELLES, CARLES	4:03.045	6	Mc VDB	4	Protos
16	9	SALA, MARC-SOLER, LLUIS	4:07.474	8	Mc Segre	11	G 3 Aigua
17	72	SOLE, JORDI / SANCHEZ, RAUL	4:07.485	5	Mc VDB / Moto Club Sant Celoni	12	G 3 Aigua
18	50	CORTES, JULIAN / GARCIA, JUAN	4:08.382	5	Amc Martorelles / Mc S.Celoni	2	G 2 Aire
19	38	AGUILAR, DAVID-JODAR, IVAN	4:08.872	9	Sta Eulalia-Gas i Rocs	13	G 3 Aigua
20	12	BARQUER, MARC-MARTINEZ, CRISTIAN	4:10.641	9	Team Clapes	14	G 3 Aigua
21	28	LABRAÑA, ALBERT / BURNAT, FREDERIC	4:12.058	7	Mc Corbera / Racc Motor Sport	15	G 3 Aigua
22	27	CANONGIA, MAURICI / CANONGIA, PAU	4:12.067	11	Amv Torroella	5	Protos
23	24	BANACH, JOSEP / LOPEZ, DAVID	4:12.935	8	Amc Martorelles	6	Protos
24	33	VENTURA, JORDI / VENTURA, SERGI	4:16.644	5	Mc P.Mafumet	3	G 2 Aire
25	53	CORREDERA, DAVID / DE LOS SANTOS, D.	4:20.945	5	MC Ronçana	16	G 3 Aigua
26	41	OLIVA, DANIEL / BRUTAU, ORIOL	4:30.356	3	Amc Martorelles	7	Protos
27	46	FONTCUBERTA, JUAN / ABAD, CESAR	4:55.354	4	Independiente	17	G 3 Aigua
28	66	VENDRELL, ENRIC / MUÑOZ, MANEL	4:57.253	2	Mc St.Celoni / Pm Vilassar de Dalt	18	G 3 Aigua
29	47	MESTRES, TONI / MESTRES, JORDI	5:07.724	2	MC 3 Turons / CE Circuit d'Alcarràs	4	G 2 Aire
30	314	ROCA, ARNAU / DURAN, PERE	5:09.918	4	Amc Martorelles / Mc Ronçana	5	G 2 Aire
31	3	CARRILLO, GENIS / BARTUAL, DAVID	8:34.629	2	MC 3 Turons	8	Protos
32	4	BONET, FRANCESC / RODES, JORDI	8:37.606	2	MC Ronçana	19	G 3 Aigua

Challenge Ciclomotors. Can Taulè

Clasificado por vueltas

3 Hores Resistencia

Àrea del Motor Can Taule 2,800 km

Classificació a 30 minuts

23/02/2014 11:00

Carrera (3:00:00 Tiempo) iniciado a 10:50:59

Pos.	Nº	Nom	Voltes	Total Tº	Mejor Tm Club	PEC	Categ
1	1	BERTRAN, SANTI. / RODRIGUEZ, ALBERTO	7	29:01.825	3:35.742	MC 3 Turons / Racc Motc	1 G 3 Aigua
2	8	TRAVIESA, CARLES / PEREZ, ALBERTO	7	29:02.836	3:33.381	Motocat / Moto Club Ror	2 G 3 Aigua
3	88	DALMAU, JORDI-LOEZ, ARNAU	7	29:10.906	3:33.173	Mc Cingles	3 G 3 Aigua
4	16	ARABIA, JORDI / BATLLES, ANDREU	7	29:13.291	3:33.676	MC Ronçana	4 G 3 Aigua
5	34	TORRENTS, ALEIX / GARRETA, SERGI	7	29:29.150	3:37.334	McSelva Camp / Mc Mafi	5 G 3 Aigua
6	32	BOSCH, JOSEP / PERALES, ANGEL	7	30:06.793	3:40.531	Mc Canyamars / Pm Vila	1 Protos
7	5	FRANCISCO, ENRIC / FERRER, XAVIER	7	30:53.926	3:32.727	Mc St.Celoni / Mc Segre	2 Protos
8	11	BIGAS, DAVID / JORDA, ALEIX	7	30:54.405	3:47.097	AEG 24H / Amics Martor	6 G 3 Aigua
9	61	COSTA, MONTSERRAT / SERRANO, AARON	6	27:14.345	3:48.290	Mc l'Ametlla / Mc Ronça	7 G 3 Aigua
10	6	MARTI SOLA, ALBERT	6	27:22.720	3:49.598	MC Ronçana	8 G 3 Aigua
11	7	ROCA, JORDI / CASELLES, CARLES	6	27:27.601	3:49.584	Mc VDB	3 Protos
12	50	CORTES, JULIAN / GARCIA, JUAN	6	27:35.614	3:53.589	Amc Martorelles / Mc S.C	1 G 2 Aire
13	18	DE LA SALUD, ORIOL / PARERA, JOSEP	6	27:35.697	3:51.594	MC Ronçana / Mc Tres T	9 G 3 Aigua
14	9	SALA, MARC-SOLER, LLUIS	6	27:53.256	3:50.080	Mc Segre	10 G 3 Aigua
15	66	VENDRELL, ENRIC / MUÑOZ, MANEL	6	27:54.252	3:50.862	Mc St.Celoni / Pm Vilass	11 G 3 Aigua
16	41	OLIVA, DANIEL / BRUTAU, ORIOL	6	27:55.375	3:53.933	Amc Martorelles	4 Protos
17	39	RIERA MONTANER, CARLES	6	27:56.360	3:53.467	Mc Pistó Fos	2 G 2 Aire
18	38	AGUILAR, DAVID-JODAR, IVAN	6	27:57.601	3:53.560	Sta Eulalia-Gas i Rocs	12 G 3 Aigua
19	12	BARQUER, MARC-MARTINEZ, CRISTIAN	6	28:02.684	3:58.508	Team Clapes	13 G 3 Aigua
20	87	CLOTET, XAVIER / CLOTET, SERGI	6	28:12.861	3:45.839	Amv Torroella	5 Protos
21	53	CORREDERA, DAVID / DE LOS SANTOS, D.	6	29:04.381	4:06.033	MC Ronçana	14 G 3 Aigua
22	28	LABRAÑA, ALBERT / BURNAT, FREDERIC	6	29:07.722	4:02.477	Mc Corbera / Racc Motor	15 G 3 Aigua
23	33	VENTURA, JORDI / VENTURA, SERGI	6	29:08.345	4:03.038	Mc P.Mafumet	3 G 2 Aire
24	23	CORTS, ADRIA / MARTIN, XAVIER	6	29:49.522	3:45.696	MC Ronçana	16 G 3 Aigua
25	27	CANONGIA, MAURICI / CANONGIA, PAU	6	29:55.976	4:01.614	Amv Torroella	6 Protos
26	47	MESTRES, TONI / MESTRES, JORDI	6	30:31.360	4:14.552	MC 3 Turons / CE Circuit	4 G 2 Aire
27	3	CARRILLO, GENIS / BARTUAL, DAVID	6	30:53.178	4:18.196	MC 3 Turons	7 Protos
28	46	FONTCUBERTA, JUAN / ABAD, CESAR	5	26:44.649	4:09.404	Independiente	17 G 3 Aigua
29	24	BANACH, JOSEP / LOPEZ, DAVID	5	27:01.755	4:07.237	Amc Martorelles	8 Protos
30	314	ROCA, ARNAU / DURAN, PERE	5	29:34.182	4:46.860	Amc Martorelles / Mc Ro	5 G 2 Aire
31	4	BONET, FRANCESC / RODES, JORDI				MC Ronçana	18 G 3 Aigua
32	72	SOLE, JORDI / SANCHEZ, RAUL				Mc VDB / Moto Club San	19 G 3 Aigua

Margin of Victory	Avg. Speed	Best Lap Tm	Best Spd	Best Lap by
1.011	40,509	3:32.727	47,385	5 - FRANCISCO, ENRIC / FERREI

Jefe de cronometraje Nando Ribé

Orbits

Director de Carrera



SEGUROS
Ges

www.mylaps.com

Licenciado a: Nando.Crono

Challenge Ciclomotors. Can Taulè

Clasificado por vueltas

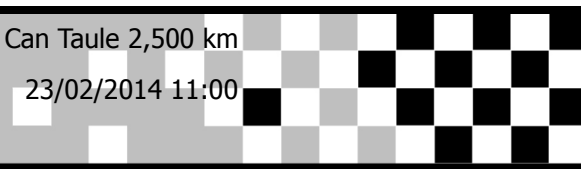
3 Hores Resistencia

Àrea del Motor Can Taulè 2,500 km

Classificació a 1a Hora

23/02/2014 11:00

Carrera (3:00:00 Tiempo) iniciado a 10:50:59



Pos.	Nº	Nom	Voltes	Total Tº	Mejor Tm Club	PEC	Categ
1	16	ARABIA, JORDI / BATLLES, ANDREU	15	58:04.549	3:33.314	MC Ronçana	1 G 3 Aigua
2	8	TRAVIESA, CARLES / PEREZ, ALBERTO	15	58:16.438	3:32.598	Motocat / Moto Club Ror	2 G 3 Aigua
3	88	DALMAU, JORDI-LOEZ, ARNAU	15	58:18.664	3:33.173	Mc Cingles	3 G 3 Aigua
4	1	BERTRAN, SANTI. / RODRIGUEZ, ALBERTO	15	59:08.266	3:35.742	MC 3 Turons / Racc Mot	4 G 3 Aigua
5	34	TORRENTS, ALEIX / GARRETA, SERGI	15	59:17.780	3:36.897	McSelva Camp / Mc Mafi	5 G 3 Aigua
6	11	BIGAS, DAVID / JORDA, ALEIX	14	58:01.703	3:47.097	AEG 24H / Amics Martor	6 G 3 Aigua
7	32	BOSCH, JOSEP / PERALES, ANGEL	14	58:05.819	3:40.531	Mc Canyamars / Pm Vila	1 Protos
8	6	MARTI SOLA, ALBERT	14	58:17.875	3:47.748	MC Ronçana	7 G 3 Aigua
9	87	CLOTET, XAVIER / CLOTET, SERGI	14	59:04.032	3:45.839	Amv Torroella	2 Protos
10	66	VENDRELL, ENRIC / MUÑOZ, MANEL	14	59:04.463	3:45.500	Mc St.Celoni / Pm Vilassí	8 G 3 Aigua
11	50	CORTES, JULIAN / GARCIA, JUAN	14	59:29.437	3:53.589	Amc Martorelles / Mc S.C	1 G 2 Aire
12	38	AGUILAR, DAVID-JODAR, IVAN	14	59:41.448	3:52.639	Sta Eulalia-Gas i Rocs	9 G 3 Aigua
13	39	RIERA MONTANER, CARLES	14	59:54.658	3:52.508	Mc Pistó Fos	2 G 2 Aire
14	9	SALA, MARC-SOLER, LLUIS	14	1:00:00.512	3:49.990	Mc Segre	10 G 3 Aigua
15	41	OLIVA, DANIEL / BRUTAU, ORIOL	14	1:00:16.690	3:53.587	Amc Martorelles	3 Protos
16	12	BARQUER, MARC-MARTINEZ, CRISTIAN	14	1:00:21.102	3:58.508	Team Clapes	11 G 3 Aigua
17	7	ROCA, JORDI / CASELLES, CARLES	13	56:06.629	3:49.584	Mc VDB	4 Protos
18	53	CORREDERA, DAVID / DE LOS SANTOS, D.	13	57:44.173	3:52.498	MC Ronçana	12 G 3 Aigua
19	18	DE LA SALUD, ORIOL / PARERA, JOSEP	13	57:50.088	3:51.594	MC Ronçana / Mc Tres Ti	13 G 3 Aigua
20	23	CORTS, ADRIA / MARTIN, XAVIER	13	58:19.888	3:45.696	MC Ronçana	14 G 3 Aigua
21	33	VENTURA, JORDI / VENTURA, SERGI	13	58:34.367	4:03.038	Mc P.Mafumet	3 G 2 Aire
22	24	BANACH, JOSEP / LOPEZ, DAVID	13	59:02.231	3:58.451	Amc Martorelles	5 Protos
23	27	CANONGIA, MAURICI / CANONGIA, PAU	13	59:04.346	4:01.614	Amv Torroella	6 Protos
24	28	LABRAÑA, ALBERT / BURNAT, FREDERIC	13	1:00:20.121	4:02.477	Mc Corbera / Racc Motor	15 G 3 Aigua
25	46	FONTCUBERTA, JUAN / ABAD, CESAR	12	56:37.093	4:09.404	Independiente	16 G 3 Aigua
26	47	MESTRES, TONI / MESTRES, JORDI	12	57:14.643	4:14.552	MC 3 Turons / CE Circuit	4 G 2 Aire
27	3	CARRILLO, GENIS / BARTUAL, DAVID	12	57:52.868	4:11.783	MC 3 Turons	7 Protos
28	314	ROCA, ARNAU / DURAN, PERE	11	58:49.711	4:45.336	Amc Martorelles / Mc Ro	5 G 2 Aire
29	61	COSTA, MONTSERRAT / SERRANO, AARON	8	34:51.334	3:48.290	Mc l'Ametlla / Mc Ronça	17 G 3 Aigua
30	5	FRANCISCO, ENRIC / FERRER, XAVIER	7	30:53.926	3:32.727	Mc St.Celoni / Mc Segre	8 Protos

No clasificado

NE	4	BONET, FRANCESC / RODES, JORDI			MC Ronçana	NE	G 3 Aigua
NE	72	SOLE, JORDI / SANCHEZ, RAUL			Mc VDB / Moto Club San	NE	G 3 Aigua

Margin of Victory	Avg. Speed	Best Lap Tm	Best Spd	Best Lap by
11.889	38,742	3:32.598	42,333	8 - TRAVIESA, CARLES / PEREZ,

Jefe de cronometraje Nando Ribé

Orbits

Director de Carrera



SEGUROS
Ges

www.mylaps.com

Licenciado a: Nando.Crono

Challenge Ciclomotors. Can Taulè

Clasificado por vueltas

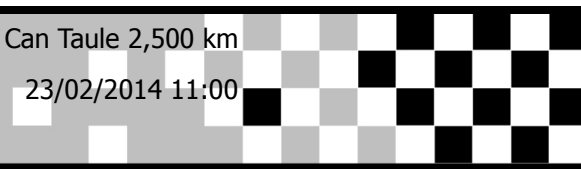
3 Hores Resistencia

Àrea del Motor Can Taulè 2,500 km

Classificació a 1 Hora 30 minuts

23/02/2014 11:00

Carrera (3:00:00 Tiempo) iniciado a 10:50:59



Pos.	Nº	Nom	Voltes	Total Tº	Mejor Tm Club	PEC	Categ
1	88	DALMAU, JORDI-LOEZ, ARNAU	23	1:27:30.979	3:33.173	Mc Cingles	1 G 3 Aigua
2	1	BERTRAN, SANTI. / RODRIGUEZ, ALBERTO	23	1:28:46.010	3:35.742	MC 3 Turons / Racc Motc	2 G 3 Aigua
3	34	TORRENTS, ALEIX / GARRETA, SERGI	23	1:29:49.490	3:36.897	McSelva Camp / Mc Mafi	3 G 3 Aigua
4	32	BOSCH, JOSEP / PERALES, ANGEL	22	1:27:59.624	3:39.160	Mc Canyamars / Pm Vila	1 Protos
5	6	MARTI SOLA, ALBERT	22	1:28:13.619	3:42.343	MC Ronçana	4 G 3 Aigua
6	11	BIGAS, DAVID / JORDA, ALEIX	22	1:29:01.102	3:44.110	AEG 24H / Amics Martor	5 G 3 Aigua
7	66	VENDRELL, ENRIC / MUÑOZ, MANEL	22	1:29:47.041	3:45.500	Mc St.Celoni / Pm Vilassí	6 G 3 Aigua
8	87	CLOTET, XAVIER / CLOTET, SERGI	22	1:29:55.725	3:43.351	Amv Torroella	2 Protos
9	50	CORTES, JULIAN / GARCIA, JUAN	21	1:27:11.688	3:52.727	Amc Martorelles / Mc S.C	1 G 2 Aire
10	7	ROCA, JORDI / CASELLES, CARLES	21	1:27:18.717	3:48.872	Mc VDB	3 Protos
11	38	AGUILAR, DAVID-JODAR, IVAN	21	1:27:43.219	3:52.639	Sta Eulalia-Gas i Rocs	7 G 3 Aigua
12	41	OLIVA, DANIEL / BRUTAU, ORIOL	21	1:28:02.423	3:48.888	Amc Martorelles	4 Protos
13	9	SALA, MARC-SOLER, LLUIS	21	1:28:38.014	3:49.990	Mc Segre	8 G 3 Aigua
14	39	RIERA MONTANER, CARLES	21	1:29:09.478	3:52.508	Mc Pistó Fos	2 G 2 Aire
15	12	BARQUER, MARC-MARTINEZ, CRISTIAN	21	1:29:47.581	3:58.508	Team Clapes	9 G 3 Aigua
16	23	CORTS, ADRIA / MARTIN, XAVIER	21	1:30:21.627	3:45.696	MC Ronçana	10 G 3 Aigua
17	53	CORREDERA, DAVID / DE LOS SANTOS, D.	20	1:26:47.837	3:51.768	MC Ronçana	11 G 3 Aigua
18	33	VENTURA, JORDI / VENTURA, SERGI	20	1:27:13.193	3:54.697	Mc P.Mafumet	3 G 2 Aire
19	27	CANONGIA, MAURICI / CANONGIA, PAU	20	1:27:53.143	3:59.137	Amv Torroella	5 Protos
20	18	DE LA SALUD, ORIOL / PARERA, JOSEP	20	1:28:22.663	3:48.124	MC Ronçana / Mc Tres Ti	12 G 3 Aigua
21	24	BANACH, JOSEP / LOPEZ, DAVID	20	1:29:03.544	3:58.451	Amc Martorelles	6 Protos
22	28	LABRAÑA, ALBERT / BURNAT, FREDERIC	20	1:29:36.487	4:02.477	Mc Corbera / Racc Motor	13 G 3 Aigua
23	46	FONTCUBERTA, JUAN / ABAD, CESAR	19	1:27:01.314	4:01.962	Independiente	14 G 3 Aigua
24	47	MESTRES, TONI / MESTRES, JORDI	19	1:28:14.856	4:14.552	MC 3 Turons / CE Circuit	4 G 2 Aire
25	3	CARRILLO, GENIS / BARTUAL, DAVID	19	1:29:39.938	4:11.783	MC 3 Turons	7 Protos
26	314	ROCA, ARNAU / DURAN, PERE	17	1:28:57.717	4:44.855	Amc Martorelles / Mc Ro	5 G 2 Aire
27	8	TRAVIESA, CARLES / PEREZ, ALBERTO	16	1:02:08.334	3:32.598	Motocat / Moto Club Ror	15 G 3 Aigua
28	16	ARABIA, JORDI / BATLLES, ANDREU	15	58:04.549	3:33.314	MC Ronçana	16 G 3 Aigua
29	5	FRANCISCO, ENRIC / FERRER, XAVIER	8	1:27:13.747	3:32.727	Mc St.Celoni / Mc Segre	8 Protos

No clasificado

NT	61	COSTA, MONTSERRAT / SERRANO, AARON	9	1:20:44.258	3:48.290	Mc l' Ametlla / Mc Ronça	NT G 3 Aigua
NE	4	BONET, FRANCESC / RODES, JORDI				MC Ronçana	NE G 3 Aigua
NE	72	SOLE, JORDI / SANCHEZ, RAUL				Mc VDB / Moto Club San	NE G 3 Aigua

Margin of Victory	Avg. Speed	Best Lap Tm	Best Spd	Best Lap by
1:15.031	39,421	3:32.598	42,333	8 - TRAVIESA, CARLES / PEREZ,

Jefe de cronometraje Nando Ribé

Orbits

Director de Carrera



SEGUROS
Ges

www.mylaps.com

Licenciado a: Nando.Crono

Challenge Ciclomotors. Can Taulè

Clasificado por vueltas

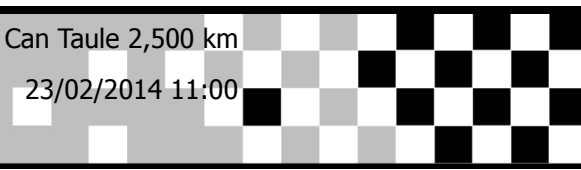
3 Hores Resistencia

Àrea del Motor Can Taulè 2,500 km

Classificació a 2a Hore

23/02/2014 11:00

Carrera (3:00:00 Tiempo) iniciado a 10:50:59



Pos.	Nº	Nom	Voltes	Total Tº	Mejor Tm Club	PEC	Categ	
1	88	DALMAU, JORDI-LOEZ, ARNAU	32	2:00:08.781	3:33.173	Mc Cingles	1	G 3 Aigua
2	1	BERTRAN, SANTI. / RODRIGUEZ, ALBERTO	31	1:58:00.317	3:35.742	MC 3 Turons / Racc Motc	2	G 3 Aigua
3	34	TORRENTS, ALEXI / GARRETA, SERGI	31	2:00:04.710	3:36.897	McSelva Camp / Mc Mafi	3	G 3 Aigua
4	32	BOSCH, JOSEP / PERALES, ANGEL	30	1:58:16.240	3:39.160	Mc Canyamars / Pm Vila	1	Protos
5	6	MARTI SOLA, ALBERT	30	1:59:43.590	3:42.343	MC Ronçana	4	G 3 Aigua
6	66	VENDRELL, ENRIC / MUÑOZ, MANEL	30	1:59:51.957	3:43.608	Mc St.Celoni / Pm Vilass:	5	G 3 Aigua
7	87	CLOTET, XAVIER / CLOTET, SERGI	30	2:00:24.769	3:42.358	Amv Torroella	2	Protos
8	11	BIGAS, DAVID / JORDA, ALEXI	30	2:01:04.819	3:44.110	AEG 24H / Amics Martor	6	G 3 Aigua
9	38	AGUILAR, DAVID-JODAR, IVAN	29	1:59:11.596	3:51.475	Sta Eulalia-Gas i Rocs	7	G 3 Aigua
10	50	CORTES, JULIAN / GARCIA, JUAN	29	1:59:28.914	3:52.727	Amc Martorelles / Mc S.(1	G 2 Aire
11	41	OLIVA, DANIEL / BRUTAU, ORIOL	29	1:59:33.525	3:48.888	Amc Martorelles	3	Protos
12	7	ROCA, JORDI / CASELLES, CARLES	29	2:00:17.742	3:48.872	Mc VDB	4	Protos
13	9	SALA, MARC-SOLER, LLUIS	29	2:00:34.478	3:49.990	Mc Segre	8	G 3 Aigua
14	39	RIERA MONTANER, CARLES	28	1:57:50.882	3:52.508	Mc Pistó Fos	2	G 2 Aire
15	12	BARQUER, MARC-MARTINEZ, CRISTIAN	28	1:58:07.858	3:58.508	Team Clapes	9	G 3 Aigua
16	23	CORTS, ADRIA / MARTIN, XAVIER	28	1:58:36.005	3:45.696	MC Ronçana	10	G 3 Aigua
17	53	CORREDERA, DAVID / DE LOS SANTOS, D.	28	1:59:12.204	3:51.768	MC Ronçana	11	G 3 Aigua
18	18	DE LA SALUD, ORIOL / PARERA, JOSEP	28	1:59:27.265	3:48.124	MC Ronçana / Mc Tres Ti	12	G 3 Aigua
19	27	CANONGIA, MAURICI / CANONGIA, PAU	28	2:01:10.756	3:59.137	Amv Torroella	5	Protos
20	28	LABRAÑA, ALBERT / BURNAT, FREDERIC	27	2:01:10.750	4:02.477	Mc Corbera / Racc Motor	13	G 3 Aigua
21	46	FONTCUBERTA, JUAN / ABAD, CESAR	26	1:57:51.888	4:01.962	Independiente	14	G 3 Aigua
22	24	BANACH, JOSEP / LOPEZ, DAVID	26	1:58:50.240	3:58.451	Amc Martorelles	6	Protos
23	47	MESTRES, TONI / MESTRES, JORDI	26	1:59:33.694	4:14.552	MC 3 Turons / CE Circuit	3	G 2 Aire
24	33	VENTURA, JORDI / VENTURA, SERGI	25	1:47:12.491	3:54.697	Mc P.Mafumet	4	G 2 Aire
25	3	CARRILLO, GENIS / BARTUAL, DAVID	25	1:57:50.924	4:11.783	MC 3 Turons	7	Protos
26	314	ROCA, ARNAU / DURAN, PERE	23	2:00:12.438	4:44.855	Amc Martorelles / Mc Ro	5	G 2 Aire
27	8	TRAVIESA, CARLES / PEREZ, ALBERTO	16	1:02:08.334	3:32.598	Motocat / Moto Club Ror	15	G 3 Aigua
28	16	ARABIA, JORDI / BATLLES, ANDREU	15	58:04.549	3:33.314	MC Ronçana	16	G 3 Aigua
29	5	FRANCISCO, ENRIC / FERRER, XAVIER	11	1:59:48.485	3:32.727	Mc St.Celoni / Mc Segre	8	Protos

No clasificado

NT	61	COSTA, MONTSERRAT / SERRANO, AARON	8	34:51.334	3:48.290	Mc l' Ametlla / Mc Ronça	NT	G 3 Aigua
NE	4	BONET, FRANCESC / RODES, JORDI				MC Ronçana	NE	G 3 Aigua
NE	72	SOLE, JORDI / SANCHEZ, RAUL				Mc VDB / Moto Club San	NE	G 3 Aigua

Margin of Victory	Avg. Speed	Best Lap Tm	Best Spd	Best Lap by
1 Vuelta	39,951	3:32.598	42,333	8 - TRAVIESA, CARLES / PEREZ,

Jefe de cronometraje Nando Ribé

Orbits

Director de Carrera



SEGUROS
Ges

www.mylaps.com

Licenciado a: Nando.Crono

Challenge Ciclomotors. Can Taulè

Clasificado por vueltas

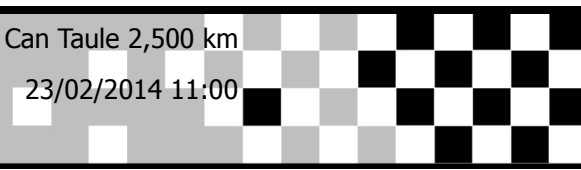
3 Hores Resistencia

Àrea del Motor Can Taule 2,500 km

Classificació a 2 Hores 30 minuts

23/02/2014 11:00

Carrera (3:00:00 Tiempo) iniciado a 10:50:59



Pos.	Nº	Nom	Voltes	Total Tº	Mejor Tm Club	PEC	Categ
1	88	DALMAU, JORDI-LOEZ, ARNAU	40	2:29:49.698	3:33.173	Mc Cingles	1 G 3 Aigua
2	1	BERTRAN, SANTI. / RODRIGUEZ, ALBERTO	39	2:28:42.019	3:35.742	MC 3 Turons / Racc Motc	2 G 3 Aigua
3	34	TORRENTS, ALEIX / GARRETA, SERGI	39	2:30:17.573	3:36.897	McSelva Camp / Mc Mafi	3 G 3 Aigua
4	32	BOSCH, JOSEP / PERALES, ANGEL	38	2:29:14.724	3:39.160	Mc Canyamars / Pm Vila	1 Protos
5	87	CLOTET, XAVIER / CLOTET, SERGI	38	2:30:38.926	3:42.358	Amv Torroella	2 Protos
6	6	MARTI SOLA, ALBERT	38	2:30:52.246	3:42.343	MC Ronçana	4 G 3 Aigua
7	11	BIGAS, DAVID / JORDA, ALEIX	37	2:28:26.617	3:44.110	AEG 24H / Amics Martor	5 G 3 Aigua
8	50	CORTES, JULIAN / GARCIA, JUAN	36	2:27:37.613	3:52.727	Amc Martorelles / Mc S.C	1 G 2 Aire
9	7	ROCA, JORDI / CASELLES, CARLES	36	2:27:44.490	3:48.872	Mc VDB	3 Protos
10	38	AGUILAR, DAVID-JODAR, IVAN	36	2:28:05.903	3:51.475	Sta Eulalia-Gas i Rocs	6 G 3 Aigua
11	9	SALA, MARC-SOLER, LLUIS	36	2:28:22.058	3:49.990	Mc Segre	7 G 3 Aigua
12	18	DE LA SALUD, ORIOL / PARERA, JOSEP	36	2:30:45.736	3:44.949	MC Ronçana / Mc Tres Tí	8 G 3 Aigua
13	23	CORTS, ADRIA / MARTIN, XAVIER	35	2:27:21.285	3:45.696	MC Ronçana	9 G 3 Aigua
14	12	BARQUER, MARC-MARTINEZ, CRISTIAN	35	2:27:35.678	3:58.508	Team Clapes	10 G 3 Aigua
15	27	CANONGIA, MAURICI / CANONGIA, PAU	35	2:30:27.300	3:59.137	Amv Torroella	4 Protos
16	53	CORREDERA, DAVID / DE LOS SANTOS, D.	34	2:28:37.115	3:51.768	MC Ronçana	11 G 3 Aigua
17	28	LABRAÑA, ALBERT / BURNAT, FREDERIC	34	2:30:17.462	4:02.477	Mc Corbera / Racc Motoi	12 G 3 Aigua
18	66	VENDRELL, ENRIC / MUÑOZ, MANEL	33	2:11:20.785	3:43.608	Mc St.Celoni / Pm Vilassí	13 G 3 Aigua
19	41	OLIVA, DANIEL / BRUTAU, ORIOL	33	2:16:12.120	3:48.888	Amc Martorelles	5 Protos
20	46	FONTCUBERTA, JUAN / ABAD, CESAR	33	2:27:51.419	4:01.962	Independiente	14 G 3 Aigua
21	47	MESTRES, TONI / MESTRES, JORDI	32	2:27:13.146	4:14.552	MC 3 Turons / CE Circuit	2 G 2 Aire
22	3	CARRILLO, GENIS / BARTUAL, DAVID	32	2:29:31.531	4:11.783	MC 3 Turons	6 Protos
23	39	RIERA MONTANER, CARLES	31	2:14:55.936	3:52.508	Mc Pistó Fos	3 G 2 Aire
24	314	ROCA, ARNAU / DURAN, PERE	28	2:26:44.093	4:44.855	Amc Martorelles / Mc Ro	4 G 2 Aire
25	24	BANACH, JOSEP / LOPEZ, DAVID	27	2:03:13.235	3:58.451	Amc Martorelles	7 Protos
26	33	VENTURA, JORDI / VENTURA, SERGI	27	2:20:02.876	3:54.697	Mc P.Mafumet	5 G 2 Aire
27	5	FRANCISCO, ENRIC / FERRER, XAVIER	14	2:30:13.977	3:32.727	Mc St.Celoni / Mc Segre	8 Protos

No clasificado

NT	8	TRAVIESA, CARLES / PEREZ, ALBERTO	16	1:02:08.334	3:32.598	Motocat / Moto Club Ror	NT G 3 Aigua
NT	16	ARABIA, JORDI / BATLLES, ANDREU	15	58:04.549	3:33.314	MC Ronçana	NT G 3 Aigua
NT	61	COSTA, MONTERRAT / SERRANO, AARON	8	34:51.334	3:48.290	Mc l' Ametlla / Mc Ronça	NT G 3 Aigua
NE	4	BONET, FRANCESC / RODES, JORDI				MC Ronçana	NE G 3 Aigua
NE	72	SOLE, JORDI / SANCHEZ, RAUL				Mc VDB / Moto Club San	NE G 3 Aigua

Margin of Victory	Avg. Speed	Best Lap Tm	Best Spd	Best Lap by
1 Vuelta	40,046	3:32.727	42,308	5 - FRANCISCO, ENRIC / FERREI

Jefe de cronometraje Nando Ribé

Orbits

Director de Carrera



SEGUROS
Ges

www.mylaps.com

Licenciado a: Nando.Crono

Challenge Ciclomotors. Can Taulè

Clasificado por vueltas

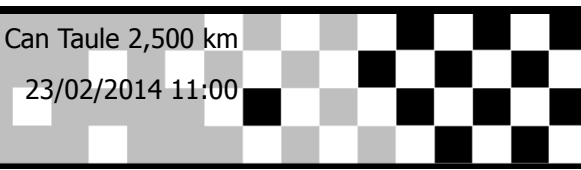
3 Hores Resistencia

Àrea del Motor Can Taulè 2,500 km

Classificació FINAL

23/02/2014 11:00

Carrera (3:00:00 Tiempo) iniciado a 10:50:59



Pos.	Nº	Nom	Voltes	Total Tº	Mejor Tm Club	PEC	Categ
1	88	DALMAU, JORDI-LOEZ, ARNAU	49	3:03:20.112	3:33.173	Mc Cingles	1 G 3 Aigua
2	1	BERTRAN, SANTI. / RODRIGUEZ, ALBERTO	48	3:02:12.377	3:35.742	MC 3 Turons / Racc Motc	2 G 3 Aigua
3	34	TORRENTS, ALEIX / GARRETA, SERGI	47	3:01:12.569	3:36.897	McSelva Camp / Mc Mafi	3 G 3 Aigua
4	32	BOSCH, JOSEP / PERALES, ANGEL	46	3:00:12.912	3:39.160	Mc Canyamars / Pm Vila	1 Protos
5	87	CLOTET, XAVIER / CLOTET, SERGI	46	3:00:56.950	3:42.358	Amv Torroella	2 Protos
6	6	MARTI SOLA, ALBERT	46	3:02:42.306	3:42.343	MC Ronçana	4 G 3 Aigua
7	11	BIGAS, DAVID / JORDA, ALEIX	46	3:03:34.027	3:44.110	AEG 24H / Amics Martor	5 G 3 Aigua
8	50	CORTES, JULIAN / GARCIA, JUAN	44	3:00:08.033	3:52.727	Amc Martorelles / Mc S.C	1 G 2 Aire
9	9	SALA, MARC-SOLER, LLUIS	44	3:00:22.675	3:49.990	Mc Segre	6 G 3 Aigua
10	7	ROCA, JORDI / CASELLES, CARLES	44	3:00:26.871	3:48.872	Mc VDB	3 Protos
11	38	AGUILAR, DAVID-JODAR, IVAN	44	3:01:11.672	3:51.475	Sta Eulalia-Gas i Rocs	7 G 3 Aigua
12	18	DE LA SALUD, ORIOL / PARERA, JOSEP	44	3:02:01.787	3:44.949	MC Ronçana / Mc Tres T	8 G 3 Aigua
13	23	CORTS, ADRIA / MARTIN, XAVIER	44	3:03:05.670	3:45.696	MC Ronçana	9 G 3 Aigua
14	12	BARQUER, MARC-MARTINEZ, CRISTIAN	43	3:01:35.751	3:58.508	Team Clapes	10 G 3 Aigua
15	27	CANONGIA, MAURICI / CANONGIA, PAU	42	3:00:12.892	3:59.137	Amv Torroella	4 Protos
16	53	CORREDERA, DAVID / DE LOS SANTOS, D.	42	3:03:06.664	3:51.768	MC Ronçana	11 G 3 Aigua
17	41	OLIVA, DANIEL / BRUTAU, ORIOL	41	3:00:24.077	3:48.888	Amc Martorelles	5 Protos
18	28	LABRAÑA, ALBERT / BURNAT, FREDERIC	41	3:00:44.879	4:02.477	Mc Corbera / Racc Motoi	12 G 3 Aigua
19	46	FONTCUBERTA, JUAN / ABAD, CESAR	41	3:02:23.649	4:01.962	Independiente	13 G 3 Aigua
20	47	MESTRES, TONI / MESTRES, JORDI	40	3:03:13.265	4:14.552	MC 3 Turons / CE Circuit	2 G 2 Aire
21	3	CARRILLO, GENIS / BARTUAL, DAVID	39	3:01:59.059	4:11.783	MC 3 Turons	6 Protos
22	39	RIERA MONTANER, CARLES	37	3:02:26.101	3:52.508	Mc Pistó Fos	3 G 2 Aire
23	24	BANACH, JOSEP / LOPEZ, DAVID	36	3:04:07.946	3:58.451	Amc Martorelles	7 Protos
24	314	ROCA, ARNAU / DURAN, PERE	35	3:03:00.071	4:44.855	Amc Martorelles / Mc Ro	4 G 2 Aire
25	5	FRANCISCO, ENRIC / FERRER, XAVIER	22	3:00:01.787	3:32.727	Mc St.Celoni / Mc Segre	8 Protos

No clasificado							
NT	66	VENDRELL, ENRIC / MUÑOZ, MANEL	33	2:11:20.785	3:43.608	Mc St.Celoni / Pm Vilass	NT G 3 Aigua
NT	33	VENTURA, JORDI / VENTURA, SERGI	27	2:20:02.876	3:54.697	Mc P.Mafumet	NT G 2 Aire
NT	8	TRAVIESA, CARLES / PEREZ, ALBERTO	16	1:02:08.334	3:32.598	Motocat / Moto Club Ror	NT G 3 Aigua
NT	16	ARABIA, JORDI / BATLLES, ANDREU	15	58:04.549	3:33.314	MC Ronçana	NT G 3 Aigua
NT	61	COSTA, MONTERRAT / SERRANO, AARON	8	34:51.334	3:48.290	Mc l' Ametlla / Mc Ronça	NT G 3 Aigua
NE	4	BONET, FRANCESC / RODES, JORDI				MC Ronçana	NE G 3 Aigua
NE	72	SOLE, JORDI / SANCHEZ, RAUL				Mc VDB / Moto Club San	NE G 3 Aigua

Margin of Victory	Avg. Speed	Best Lap Tm	Best Spd	Best Lap by
1 Vuelta	40,091	3:32.727	42,308	5 - FRANCISCO, ENRIC / FERREI

Jefe de cronometraje Nando Ribé

Orbits

Director de Carrera



SEGUROS
Ges

www.mylaps.com

Licenciado a: Nando.Crono

Challenge Ciclomotors. Can Taulè

Clasificado por vueltas

3 Hores Resistencia

Àrea del Motor Can Taulè 2,500 km

Classificació FINAL

23/02/2014 11:00

Carrera (3:00:00 Tiempo) iniciado a 10:50:59

Pos.	Nº	Nom	Voltes	Total Tº	Club	Puntos
G 2 Aire						
1	50	CORTES, JULIAN / GARCIA, JUAN	44	3:00:08.033	Amc Martorelles / Mc S.Celoni	25
2	47	MESTRES, TONI / MESTRES, JORDI	40	3:03:13.265	MC 3 Turons / CE Circuit d'Alcarràs	20
3	39	RIERA MONTANER, CARLES	37	3:02:26.101	Mc Pistó Fos	16
4	314	ROCA, ARNAU / DURAN, PERE	35	3:03:00.071	Amc Martorelles / Mc Ronçana	13

No clasificado

NT	33	VENTURA, JORDI / VENTURA, SERGI	27	2:20:02.876	Mc P.Mafumet	0
----	----	---------------------------------	----	-------------	--------------	---

G 3 Agua

1	88	DALMAU, JORDI-LOEZ, ARNAU	49	3:03:20.112	Mc Cingles	25
2	1	BERTRAN, SANTI. / RODRIGUEZ, ALBERTO	48	3:02:12.377	MC 3 Turons / Racc Motor Sport	20
3	34	TORRENTS, ALEIX / GARRETA, SERGI	47	3:01:12.569	McSelva Camp / Mc Mafumet	16
4	6	MARTI SOLA, ALBERT	46	3:02:42.306	MC Ronçana	13
5	11	BIGAS, DAVID / JORDA, ALEIX	46	3:03:34.027	AEG 24H / Amics Martorelles	11
6	9	SALA, MARC-SOLER, LLUIS	44	3:00:22.675	Mc Segre	10
7	38	AGUILAR, DAVID-JODAR, IVAN	44	3:01:11.672	Sta Eulalia-Gas i Rocs	9
8	18	DE LA SALUD, ORIOL / PARERA, JOSEP	44	3:02:01.787	MC Ronçana / Mc Tres Turons	8
9	23	CORTS, ADRIA / MARTIN, XAVIER	44	3:03:05.670	MC Ronçana	7
10	12	BARQUER, MARC-MARTINEZ, CRISTIAN	43	3:01:35.751	Team Clapes	6
11	53	CORREDERA, DAVID / DE LOS SANTOS, D.	42	3:03:06.664	MC Ronçana	5
12	28	LABRAÑA, ALBERT / BURNAT, FREDERIC	41	3:00:44.879	Mc Corbera / Racc Motor Sport	4
13	46	FONTCUBERTA, JUAN / ABAD, CESAR	41	3:02:23.649	Independiente	3

No clasificado

NT	66	VENDRELL, ENRIC / MUÑOZ, MANEL	33	2:11:20.785	Mc St.Celoni / Pm Vilassar de Dalt	0
NT	8	TRAVIESA, CARLES / PEREZ, ALBERTO	16	1:02:08.334	Motocat / Moto Club Ronçana	0
NT	16	ARABIA, JORDI / BATLLES, ANDREU	15	58:04.549	MC Ronçana	0
NT	61	COSTA, MONTSERRAT / SERRANO, AARON	8	34:51.334	Mc l'Ametlla / Mc Ronçana	0
NE	4	BONET, FRANCESC / RODES, JORDI			MC Ronçana	0
NE	72	SOLE, JORDI / SANCHEZ, RAUL			Mc VDB / Moto Club Sant Celoni	0

Protos

1	32	BOSCH, JOSEP / PERALES, ANGEL	46	3:00:12.912	Mc Canyamars / Pm Vilassar de Dalt	25
2	87	CLOTET, XAVIER / CLOTET, SERGI	46	3:00:56.950	Amv Torroella	20
3	7	ROCA, JORDI / CASELLES, CARLES	44	3:00:26.871	Mc VDB	16
4	27	CANONGIA, MAURICI / CANONGIA, PAU	42	3:00:12.892	Amv Torroella	13
5	41	OLIVA, DANIEL / BRUTAU, ORIOL	41	3:00:24.077	Amc Martorelles	11
6	3	CARRILLO, GENIS / BARTUAL, DAVID	39	3:01:59.059	MC 3 Turons	10
7	24	BANACH, JOSEP / LOPEZ, DAVID	36	3:04:07.946	Amc Martorelles	9
8	5	FRANCISCO, ENRIC / FERRER, XAVIER	22	3:00:01.787	Mc St.Celoni / Mc Segre	8

Margin of Victory	Avg. Speed	Best Lap Tm	Best Spd	Best Lap by
1 Vuelta	40,091	3:32.727	42,308	5 - FRANCISCO, ENRIC / FERREI

Jefe de cronometraje Nando Ribé

Orbits

Director de Carrera



SEGUROS
Ges

www.mylaps.com

Licenciado a: Nando.Crono

Challenge Ciclomotors. Can Taulè

Vuelta a vuelta


3 Hores Resistencia

Àrea del Motor Can Taule 2,500 km

Classificació FINAL

23/02/2014 11:00

Carrera (3:00:00 Tiempo) iniciado a 10:50:59



Competidores	Vueltas																										
	0	1	2	3	4	5	6	7	8	9	10	11	12	13	14	15	16	17	18	19	20	21	22	23	24		
BERTRAN, SANTI / RODRIGUEZ, A	1	1	1	1	1	1	1	1	1	8	8	8	16	16	16	16	88	88	88	88	88	88	88	88	88		
ARABIA, JORDI / BATLLES, ANDREI	2	16	16	5	8	8	8	8	8	8	1	1	16	1	8	8	8	8	1	1	1	1	1	1	1		
TORRENTS, ALEIX / GARRETA, SEI	3	34	34	8	5	5	5	5	88	16	16	16	1	8	88	88	88	1	34	34	34	34	34	34	34		
DALMAU, JORDI-LOEZ, ARNAU (88)	4	88	8	34	88	88	88	88	16	88	88	88	88	34	1	1	34	6	32	32	32	32	32	32	32		
TRAVIESA, CARLES / PEREZ, ALBE	5	8	5	88	34	16	16	16	34	34	34	34	34	34	1	34	34	6	32	6	6	6	6	6	6		
CLOTET, XAVIER / CLOTET, SERGI	6	87	88	16	16	34	34	34	32	32	32	32	11	11	11	11	6	32	11	11	11	11	11	66	66		
FRANCISCO, ENRIC / FERRER, XA	7	5	87	32	32	32	32	32	5	11	11	11	6	32	32	32	32	11	87	87	87	66	66	66	87	87	
COSTA, MONTSERRAT / SERRANO	8	61	32	87	23	23	11	11	11	61	6	6	32	6	6	6	11	87	66	66	66	87	87	87	11	11	
BARQUER, MARC-MARTINEZ, CRIS	9	12	23	23	87	11	61	61	61	6	66	18	50	66	66	87	87	66	9	9	9	50	50	50	7	7	
CORTS, ADRIA / MARTIN, XAVIER (10	23	61	61	11	61	6	6	6	7	18	50	39	50	87	66	66	38	50	50	50	41	7	7	50	38	
CORTES, JULIAN / GARCIA, JUAN (11	50	50	11	61	6	7	7	7	66	7	38	66	87	50	50	50	50	38	38	7	7	38	38	41	41	
BOSCH, JOSEP / PERALES, ANGEL	12	32	11	50	9	9	50	50	50	18	41	39	87	39	38	38	38	9	7	7	41	38	41	41	38	50	
DE LA SALUD, ORIOL / PARERA, JC	13	18	12	9	6	50	18	18	18	50	50	7	38	38	39	39	9	41	41	41	38	9	9	9	9	9	
BIGAS, DAVID / JORDA, ALEIX (11)	14	11	18	6	50	7	9	9	66	41	39	87	7	7	7	9	39	7	39	39	12	12	39	12	12	12	
SALA, MARC-SOLER, LLUIS (9)	15	9	9	7	7	18	41	66	41	39	38	66	9	9	9	41	41	39	12	12	39	39	12	39	39	39	
MARTI SOLA, ALBERT (6)	16	6	7	18	18	41	66	41	9	38	9	9	12	41	41	12	7	12	23	18	23	23	23	23	23	23	
ROCA, JORDI / CASELLES, CARLE	17	7	6	12	12	12	12	39	39	87	87	12	41	12	12	7	12	23	18	23	53	53	33	33	53	53	
AGUILAR, DAVID-JODAR, IVAN (38)	18	38	41	41	41	66	39	38	38	9	12	41	53	53	53	53	23	18	53	53	33	33	33	53	53	33	
OLIVA, DANIEL / BRUTAU, ORIOL (4	19	41	38	39	39	39	38	12	12	12	53	53	18	18	18	23	18	53	27	33	27	27	27	27	18	18	
CANONGIA, MAURICI / CANONGIA,	20	27	39	38	38	38	87	87	87	53	33	33	33	33	23	18	53	27	33	27	18	18	18	18	27	27	
CORREDERA, DAVID / DE LOS SAN	21	53	53	66	66	87	53	53	33	33	23	23	23	23	33	33	33	33	24	24	24	24	24	28	28	28	
RIERA MONTANER, CARLES (39)	22	39	66	53	53	53	28	28	53	23	28	28	28	27	24	24	24	24	28	28	28	28	28	28	46	46	46
VENTURA, JORDI / VENTURA, SER	23	33	33	33	33	28	33	33	28	28	27	27	27	27	24	27	27	27	28	46	46	46	46	46	24	24	24
VENDRELL, ENRIC / MUÑOZ, MANE	24	66	28	28	28	27	23	23	23	27	24	24	24	28	28	28	28	46	47	47	47	47	47	47	47	47	47
LABRAÑA, ALBERT / BURNAT, FREI	25	28	27	27	27	33	27	27	27	24	47	3	46	46	46	47	47	47	3	3	3	3	3	3	3	3	3
MESTRES, TONI / MESTRES, JORD	26	47	47	47	47	47	47	47	47	47	3	46	3	47	47	46	46	3	314	314	314	314	314	314	314	314	314
CARRILLO, GENIS / BARTUAL, DAV	27	3	3	3	3	3	3	3	24	3	46	47	47	3	3	3	3	314	5	5	5	5	5	5	5	5	5
BANACH, JOSEP / LOPEZ, DAVID (2	28	24	24	24	24	46	46	24	3	46	314	314	314	314	314	314	314	5									
ROCA, ARNAU / DURAN, PERE (314	29	314	46	46	46	24	24	46	46	314	5	5	5	5	5	5	5										
FONTCUBERTA, JUAN / ABAD, CES	30	46	314	314	314	314	314	314	314	5																	
-	31																										
-	32																										

Challenge Ciclomotors. Can Taulè

Vuelta a vuelta

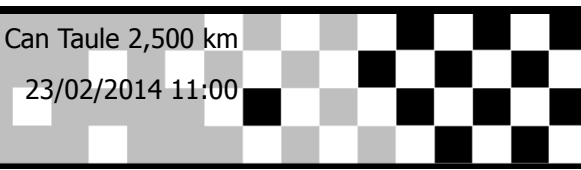
3 Hores Resistencia

Àrea del Motor Can Taule 2,500 km

Classificació FINAL

23/02/2014 11:00

Carrera (3:00:00 Tiempo) iniciado a 10:50:59



Competidores	Vueltas																								
	25	26	27	28	29	30	31	32	33	34	35	36	37	38	39	40	41	42	43	44	45	46	47	48	49
BERTRAN, SANTI. / RODRIGUEZ, A	1	88	88	88	88	88	88	88	88	88	88	88	88	88	88	88	88	88	88	88	88	88	88	88	88
ARABIA, JORDI / BATLLES, ANDREI	2	1	1	1	1	1	1	1	1	1	1	1	1	1	1	1	1	1	1	1	1	1	1	1	1
TORRENTS, ALEIX / GARRETA, SEI	3	34	34	34	34	34	34	34	34	34	34	34	34	34	34	34	34	34	34	34	34	34	34	34	34
DALMAU, JORDI-LOEZ, ARNAU (88)	4	32	32	32	32	32	32	32	32	32	32	32	32	32	32	32	32	32	32	32	32	32	32	32	32
TRAVIESA, CARLES / PEREZ, ALBE	5	6	6	6	6	6	6	6	6	66	6	87	87	87	87	87	87	87	87	87	87	87	87	87	87
CLOTET, XAVIER / CLOTET, SERGI	6	66	66	66	66	87	66	66	66	6	87	6	6	6	6	6	6	6	6	6	6	6	6	6	6
FRANCISCO, ENRIC / FERRER, XA	7	87	87	87	87	66	87	87	87	87	11	11	11	11	11	11	11	11	11	11	11	11	11	11	11
COSTA, MONTSERRAT / SERRANO	8	11	11	11	11	11	11	11	11	11	50	50	50	50	50	50	50	50	50	50	50	50	50	50	50
BARQUER, MARC-MARTINEZ, CRIST	9	38	38	38	38	38	38	38	38	50	7	7	7	7	7	7	7	7	7	9	9	9	9	9	9
CORTS, ADRIA / MARTIN, XAVIER (10	41	41	41	50	50	50	41	41	7	38	38	38	38	38	38	9	9	9	7	7	7	7	7	7
CORTES, JULIAN / GARCIA, JUAN (11	50	50	50	41	41	41	50	50	38	9	9	9	9	9	9	38	38	38	38	38	38	38	38	38
BOSCH, JOSEP / PERALES, ANGEL	12	7	7	7	7	7	7	7	7	41	18	18	18	18	18	18	18	18	18	18	18	18	18	18	18
DE LA SALUD, ORIOL / PARERA, JC	13	9	9	9	9	9	9	9	9	23	23	23	23	23	23	23	23	23	23	23	23	23	23	23	23
BIGAS, DAVID / JORDA, ALEIX (11)	14	12	12	39	39	39	39	23	23	23	12	12	12	12	12	12	12	12	12	12	12	12	12	12	12
SALA, MARC-SOLER, LLUIS (9)	15	39	39	12	12	12	23	12	12	18	27	27	27	27	27	27	27	27	27	27	27	27	27	27	27
MARTI SOLA, ALBERT (6)	16	23	23	23	23	23	12	18	18	12	53	53	53	53	53	53	53	53	53	53	53	53	53	53	53
ROCA, JORDI / CASELLES, CARLES	17	53	53	53	53	18	18	27	27	27	28	28	28	28	28	28	28	28	28	28	28	28	28	28	41
AGUILAR, DAVID-JODAR, IVAN (38)	18	33	18	18	18	27	27	39	53	53	46	41	41	41	41	41	41	41	41	41	41	41	41	41	28
OLIVA, DANIEL / BRUTAU, ORIOL (4	19	18	27	27	27	53	53	53	28	28	41	46	46	46	46	46	46	46	46	46	46	46	46	46	46
CANONGIA, MAURICI / CANONGIA,	20	27	28	28	28	28	28	28	46	46	47	47	47	47	47	47	47	47	47	47	47	47	47	47	47
CORREDERA, DAVID / DE LOS SAN	21	28	46	46	46	46	46	46	47	47	3	3	3	3	3	3	3	3	3	3	3	3	3	3	3
RIERA MONTANER, CARLES (39)	22	46	24	24	47	47	47	47	3	3	39	39	39	39	39	39	39	39	39	39	39	39	39	39	39
VENTURA, JORDI / VENTURA, SER	23	24	47	47	3	3	3	3	39	39	24	24	24	24	24	24	24	24	24	24	24	24	24	24	24
VENDRELL, ENRIC / MUÑOZ, MANE	24	47	3	3	314	314	314	314	24	24	314	314	314	314	314	314	314	314	314	314	314	314	314	314	314
LABRAÑA, ALBERT / BURNAT, FREI	25	3	33	33	24	24	24	24	314	314	314	314	314	314	314	314	314	314	314	314	314	314	314	314	314
MESTRES, TONI / MESTRES, JORD	26	314	314	314	314	314	314	314	314	314	314	314	314	314	314	314	314	314	314	314	314	314	314	314	314
CARRILLO, GENIS / BARTUAL, DAV	27																								
BANACH, JOSEP / LOPEZ, DAVID (28																								
ROCA, ARNAU / DURAN, PERE (31	29																								
FONTCUBERTA, JUAN / ABAD, CES	30																								
-	31																								
-	32																								

Challenge Ciclomotors. Can Taulè

3 Hores Resistencia

Àrea del Motor Can Taulè 2,500 km

Classificació FINAL

23/02/2014 11:00

Carrera (3:00:00 Tiempo) iniciado a 10:50:59

Lap	Lap Tm	Diff	Time of Day
(88) DALMAU, JORDI-LOEZ, ARNAU			
1	3:48.709	+15.536	10:58:40.351
2	3:37.754	+4.581	11:02:18.105
3	3:35.685	+2.512	11:05:53.790
4	3:33.173		11:09:26.963
5	3:33.917	+0.744	11:13:00.880
6	3:33.826	+0.653	11:16:34.706
7	3:35.798	+2.625	11:20:10.504
8	3:48.237	+15.064	11:23:58.741
9	3:39.061	+5.888	11:27:37.802
10	3:35.182	+2.009	11:31:12.984
11	3:37.489	+4.316	11:34:50.473
12	3:37.431	+4.258	11:38:27.904
13	3:35.530	+2.357	11:42:03.434
14	3:38.888	+5.715	11:45:42.322
15	3:35.940	+2.767	11:49:18.262
16	3:36.152	+2.979	11:52:54.414
17	4:05.732	+32.559	11:57:00.146
18	3:35.961	+2.788	12:00:36.107
19	3:33.520	+0.347	12:04:09.627
20	3:34.121	+0.948	12:07:43.748
21	3:34.840	+1.667	12:11:18.588
22	3:35.593	+2.420	12:14:54.181
23	3:36.396	+3.223	12:18:30.577
24	3:36.436	+3.263	12:22:07.013
25	3:48.623	+15.450	12:25:55.636
26	3:37.072	+3.899	12:29:32.708
27	3:37.122	+3.949	12:33:09.830
28	3:38.608	+5.435	12:36:48.438
29	3:35.249	+2.076	12:40:23.687
30	3:35.417	+2.244	12:43:59.104
31	3:35.983	+2.810	12:47:35.087
32	3:33.292	+0.119	12:51:08.379
33	4:05.735	+32.562	12:55:14.114
34	3:40.812	+7.639	12:58:54.926
35	3:37.981	+4.808	13:02:32.907
36	3:37.239	+4.066	13:06:10.146
37	3:36.577	+3.404	13:09:46.723
38	3:37.808	+4.635	13:13:24.531
39	3:42.622	+9.449	13:17:07.153
40	3:42.143	+8.970	13:20:49.296
41	3:42.926	+9.753	13:24:32.222
42	3:56.565	+23.392	13:28:28.787
43	3:43.649	+10.476	13:32:12.436
44	3:38.511	+5.338	13:35:50.947
45	3:39.208	+6.035	13:39:30.155
46	3:42.923	+9.750	13:43:13.078
47	3:40.988	+7.815	13:46:54.066
48	3:41.106	+7.933	13:50:35.172
49	3:44.538	+11.365	13:54:19.710

Lap	Lap Tm	Diff	Time of Day
(1) BERTRAN, SANTI. / RODRIGUEZ, ALBERTO			
1	3:35.816	+0.074	10:58:15.637
2	3:35.742		11:01:51.379
3	3:36.412	+0.670	11:05:27.791
4	3:37.600	+1.858	11:09:05.391
5	3:38.414	+2.672	11:12:43.805
6	3:38.245	+2.503	11:16:22.050
7	3:39.373	+3.631	11:20:01.423
8	3:37.912	+2.170	11:23:39.335
9	3:36.287	+0.545	11:27:15.622
10	3:37.810	+2.068	11:30:53.432
11	3:40.033	+4.291	11:34:33.465
12	3:39.826	+4.084	11:38:13.291
13	4:33.678	+57.936	11:42:46.969

Lap	Lap Tm	Diff	Time of Day
14	3:41.742	+6.000	11:46:28.711
15	3:39.153	+3.411	11:50:07.864
16	3:40.582	+4.840	11:53:48.446
17	3:42.201	+6.459	11:57:30.647
18	3:40.723	+4.981	12:01:11.370
19	3:41.795	+6.053	12:04:53.165
20	3:41.664	+5.922	12:08:34.829
21	3:39.771	+4.029	12:12:14.600
22	3:41.457	+5.715	12:15:56.057
23	3:49.551	+13.809	12:19:45.608
24	3:36.728	+0.986	12:23:22.336
25	3:37.799	+2.057	12:27:00.135
26	3:38.963	+3.221	12:30:39.098
27	3:37.637	+1.895	12:34:16.735
28	3:39.240	+3.498	12:37:55.975
29	3:39.700	+3.958	12:41:35.675
30	3:42.080	+6.338	12:45:17.755
31	3:42.160	+6.418	12:48:59.915
32	3:42.856	+7.114	12:52:42.771
33	3:44.352	+8.610	12:56:27.123
34	3:43.216	+7.474	13:00:10.339
35	4:47.923	+11:12.181	13:04:58.262
36	3:40.599	+4.857	13:08:38.861
37	3:39.855	+4.113	13:12:18.716
38	3:41.772	+6.030	13:16:00.488
39	3:41.129	+5.387	13:19:41.617
40	3:40.852	+5.110	13:23:22.469
41	3:41.849	+6.107	13:27:04.318
42	3:44.622	+8.880	13:30:48.940
43	3:45.250	+9.508	13:34:34.190
44	3:44.045	+8.303	13:38:18.235
45	3:41.504	+5.762	13:41:59.739
46	3:42.947	+7.205	13:45:42.686
47	3:43.761	+8.019	13:49:26.447
48	3:45.528	+9.786	13:53:11.975

Lap	Lap Tm	Diff	Time of Day
(34) TORRENTS, ALEIX / GARRETA, SERGI			
1	3:39.939	+3.042	10:58:29.603
2	3:48.032	+11.135	11:02:17.635
3	3:38.538	+1.641	11:05:56.173
4	3:37.334	+0.437	11:09:33.507
5	3:38.305	+1.408	11:13:11.812
6	3:38.430	+1.533	11:16:50.242
7	3:38.506	+1.609	11:20:28.748
8	3:40.343	+3.446	11:24:09.091
9	3:36.897		11:27:45.988
10	3:39.946	+3.049	11:31:25.934
11	3:39.191	+2.294	11:35:05.125
12	3:41.503	+4.606	11:38:46.628
13	3:57.878	+20.981	11:42:44.506
14	3:47.008	+10.111	11:46:31.514
15	3:45.864	+8.967	11:50:17.378
16	3:47.540	+10.643	11:54:04.918
17	3:49.096	+12.199	11:57:54.014
18	3:50.553	+13.656	12:01:44.567
19	3:47.693	+10.796	12:05:32.260
20	3:48.511	+11.614	12:09:20.771
21	3:50.496	+13.599	12:13:11.267
22	3:50.715	+13.818	12:17:01.982
23	3:47.106	+10.209	12:20:49.088
24	4:39.555	+1:02.658	12:25:28.643
25	3:41.721	+4.824	12:29:10.364
26	3:40.739	+3.842	12:32:51.103
27	3:37.802	+0.905	12:36:28.905
28	3:39.088	+2.191	12:40:07.993
29	3:38.540	+1.643	12:43:46.533

Lap	Lap Tm	Diff	Time of Day
30	3:39.242	+2.345	12:47:25.775
31	3:38.533	+1.636	12:51:04.308
32	3:40.792	+3.895	12:54:45.100
33	3:42.916	+6.019	12:58:28.016
34	3:40.929	+4.032	13:02:08.945
35	3:41.326	+4.429	13:05:50.271
36	3:58.492	+21.595	13:09:48.763
37	3:50.077	+13.180	13:13:38.840
38	3:49.865	+12.968	13:17:28.705
39	3:48.466	+11.569	13:21:17.171
40	3:52.130	+15.233	13:25:09.301
41	3:51.379	+14.482	13:29:00.680
42	3:50.078	+13.181	13:32:50.758
43	3:50.213	+13.316	13:36:40.971
44	3:53.227	+16.330	13:40:34.198
45	3:51.214	+14.317	13:44:25.412
46	3:53.631	+16.734	13:48:19.043
47	3:53.124	+16.227	13:52:12.167

Lap	Lap Tm	Diff	Time of Day
(23) BOSCH, JOSEP / PERALES, ANGEL			
1	3:40.531	+1.371	10:58:47.917
2	3:42.170	+3.010	11:02:30.087
3	3:40.784	+1.624	11:06:10.871
4	3:40.566	+1.406	11:09:51.437
5	3:40.920	+1.760	11:13:32.357
6	3:42.192	+3.032	11:17:14.549
7	3:51.842	+12.682	11:21:06.391
8	3:58.507	+19.347	11:25:04.898
9	3:49.359	+10.199	11:28:54.257
10	3:54.757	+15.597	11:32:49.014
11	4:52.184	+1:13.024	11:37:41.198
12	3:50.221	+11.061	11:41:31.419
13	3:46.448	+7.288	11:45:17.867
14	3:47.550	+8.390	11:49:05.417
15	4:06.632	+27.472	11:53:12.049
16	3:41.461	+2.301	11:56:53.510
17	3:39.386	+0.226	12:00:32.896
18	3:39.160		12:04:12.056
19	3:40.947	+1.787	12:07:53.003
20	3:41.831	+2.671	12:11:34.834
21	3:41.880	+2.720	12:15:16.714
22	3:42.508	+3.348	12:18:59.222
23	3:41.768	+2.608	12:22:40.990
24	3:43.081	+3.921	12:26:24.071
25	3:58.138	+18.978	12:30:22.209
26	3:45.947	+6.787	12:34:08.156
27	3:46.312	+7.152	12:37:54.468
28	3:44.631	+5.471	12:41:39.099
29	3:48.295	+9.135	12:45:27.394
30	3:48.444	+9.284	12:49:15.838
31	3:52.554	+13.394	12:53:08.392
32	4:39.991	+1:00.831	12:57:48.383
33	3:47.293	+8.133	13:01:35.676
34	3:41.346	+2.186	13:05:17.022
35	3:43.602	+4.442	13:09:00.624
36	3:44.792	+5.632	13:12:45.416
37	3:44.748	+5.588	13:16:30.164
38	3:44.158	+4.998	13:20:14.322
39	3:45.621	+6.461	13:23:59.943
40	4:02.506	+23.346	13:28:02.449
41	3:49.196	+10.036	13:31:51.645
42	3:49.661	+10.501	13:35:41.306
43	3:53.829	+14.669	13:39:35.135
44	3:57.270	+18.110	13:43:32.405
45	3:50.352	+11.192	13:47:22.757
46	3:49.753	+10.593	13:51:12.510

Jefe de cronometraje Nando Ribé

Director de Carrera

Orbits



SEGUROS
Ges

www.mylaps.com

Licenciado a: Nando.Crono

Challenge Ciclomotors. Can Taulè

3 Hores Resistencia

Àrea del Motor Can Taulè 2,500 km

Classificació FINAL

23/02/2014 11:00

Carrera (3:00:00 Tiempo) iniciado a 10:50:59

Lap	Lap Tm	Diff	Time of Day
(87) CLOTET, XAVIER / CLOTET, SERGI			
1	3:45.839	+3.481	10:58:43.783
2	3:49.310	+6.952	11:02:33.093
3	3:52.088	+9.730	11:06:25.181
4	5:02.387	+1:20.029	11:11:27.568
5	3:51.763	+9.405	11:15:19.331
6	3:53.128	+10.770	11:19:12.459
7	3:51.134	+8.776	11:23:03.593
8	3:49.915	+7.557	11:26:53.508
9	4:08.900	+26.542	11:31:02.408
10	3:52.884	+10.526	11:34:55.292
11	3:47.503	+5.145	11:38:42.795
12	3:48.838	+6.480	11:42:31.633
13	3:46.083	+3.725	11:46:17.716
14	3:45.914	+3.556	11:50:03.630
15	3:43.351	+0.993	11:53:46.981
16	3:46.986	+4.628	11:57:33.967
17	3:47.699	+5.341	12:01:21.666
18	3:48.674	+6.316	12:05:10.340
19	3:44.698	+2.340	12:08:55.038
20	4:24.402	+42.044	12:13:19.440
21	3:49.640	+7.282	12:17:09.080
22	3:46.243	+3.885	12:20:55.323
23	3:46.155	+3.797	12:24:41.478
24	3:43.809	+1.451	12:28:25.287
25	3:44.352	+1.994	12:32:09.639
26	3:42.758	+0.400	12:35:52.397
27	3:43.963	+1.605	12:39:36.360
28	3:43.327	+0.969	12:43:19.687
29	3:42.358		12:47:02.045
30	4:22.322	+39.964	12:51:24.367
31	3:48.855	+6.497	12:55:13.222
32	3:45.864	+3.506	12:58:59.086
33	3:45.655	+3.297	13:02:44.741
34	3:45.632	+3.274	13:06:30.373
35	3:44.460	+2.102	13:10:14.833
36	3:46.156	+3.798	13:14:00.989
37	3:47.836	+5.478	13:17:48.825
38	3:49.699	+7.341	13:21:38.524
39	4:01.159	+18.801	13:25:39.683
40	3:47.337	+4.979	13:29:27.020
41	3:45.692	+3.334	13:33:12.712
42	3:44.646	+2.288	13:36:57.358
43	3:43.330	+0.972	13:40:40.688
44	3:45.473	+3.115	13:44:26.161
45	3:45.459	+3.101	13:48:11.620
46	3:44.928	+2.570	13:51:56.548

Lap	Lap Tm	Diff	Time of Day
(6) MARTI SOLA, ALBERT			
1	3:53.981	+11.638	10:59:04.201
2	3:57.141	+14.798	11:03:01.342
3	3:49.598	+7.255	11:06:50.940
4	3:50.994	+8.651	11:10:41.934
5	3:50.232	+7.889	11:14:32.166
6	3:50.152	+7.809	11:18:22.318
7	3:48.535	+6.192	11:22:10.853
8	3:49.291	+6.948	11:26:00.144
9	3:49.051	+6.708	11:29:49.195
10	3:51.686	+9.343	11:33:40.881
11	3:51.536	+9.193	11:37:32.417
12	4:07.452	+25.109	11:41:39.869
13	3:49.856	+7.513	11:45:29.725
14	3:47.748	+5.405	11:49:17.473
15	3:46.114	+3.771	11:53:03.587
16	3:45.840	+3.497	11:56:49.427

Lap	Lap Tm	Diff	Time of Day
17	3:43.228	+0.885	12:00:32.655
18	3:43.853	+1.510	12:04:16.508
19	3:42.343		12:07:58.851
20	3:43.712	+1.369	12:11:42.563
21	3:45.424	+3.081	12:15:27.987
22	3:45.230	+2.887	12:19:13.217
23	3:45.714	+3.371	12:22:58.931
24	4:22.606	+40.263	12:27:21.537
25	3:53.927	+11.584	12:31:15.464
26	3:52.148	+9.805	12:35:07.612
27	3:53.051	+10.708	12:39:00.663
28	3:55.524	+13.181	12:42:56.187
29	3:53.493	+11.150	12:46:49.680
30	3:53.508	+11.165	12:50:43.188
31	3:54.491	+12.148	12:54:37.679
32	3:50.065	+7.722	12:58:27.744
33	3:55.251	+12.908	13:02:22.995
34	3:49.286	+6.943	13:06:12.281
35	4:08.176	+25.833	13:10:20.457
36	3:51.293	+8.950	13:14:11.750
37	3:50.733	+8.390	13:18:02.483
38	3:49.361	+7.018	13:21:51.844
39	3:51.465	+9.122	13:25:43.309
40	3:55.054	+12.711	13:29:38.363
41	3:54.081	+11.738	13:33:32.444
42	4:42.409	+1:00.066	13:38:14.853
43	3:47.958	+5.615	13:42:02.811
44	3:49.228	+6.885	13:45:52.039
45	3:53.719	+11.376	13:49:45.758
46	3:56.146	+13.803	13:53:41.904

Lap	Lap Tm	Diff	Time of Day
(11) BIGAS, DAVID / JORDA, ALEIX			
1	3:54.331	+10.221	10:59:02.361
2	3:47.097	+2.987	11:02:49.458
3	3:48.068	+3.958	11:06:37.526
4	3:49.817	+5.707	11:10:27.243
5	3:49.327	+5.217	11:14:16.670
6	3:48.440	+4.330	11:18:05.110
7	3:48.893	+4.783	11:21:54.003
8	3:49.678	+5.568	11:25:43.681
9	3:50.270	+6.160	11:29:33.951
10	3:51.015	+6.905	11:33:24.966
11	3:49.769	+5.659	11:37:14.735
12	4:08.123	+24.013	11:41:22.858
13	3:49.516	+5.406	11:45:12.374
14	3:48.927	+4.817	11:49:01.301
15	4:40.679	+56.569	11:53:41.980
16	3:44.110		11:57:26.090
17	3:47.327	+3.217	12:01:13.417
18	3:47.798	+3.688	12:05:01.215
19	3:44.317	+0.207	12:08:45.532
20	3:44.351	+0.241	12:12:29.883
21	3:45.084	+0.974	12:16:14.967
22	3:45.733	+1.623	12:20:00.700
23	4:49.012	+1:04.902	12:24:49.712
24	3:53.396	+9.286	12:28:43.108
25	3:51.647	+7.537	12:32:34.755
26	3:53.748	+9.638	12:36:28.503
27	3:52.365	+8.255	12:40:20.868
28	3:56.355	+12.245	12:44:17.223
29	3:52.434	+8.324	12:48:09.657
30	3:54.760	+10.650	12:52:04.417
31	3:55.693	+11.583	12:56:00.110
32	4:02.946	+18.836	13:00:03.056
33	4:06.077	+21.967	13:04:09.133
34	3:51.721	+7.611	13:08:00.854

Lap	Lap Tm	Diff	Time of Day
35	3:49.384	+5.274	13:11:50.238
36	3:47.491	+3.381	13:15:37.729
37	3:48.486	+4.376	13:19:26.215
38	3:50.375	+6.265	13:23:16.590
39	3:48.501	+4.391	13:27:05.091
40	3:51.983	+7.873	13:30:57.074
41	4:02.105	+17.995	13:34:59.179
42	3:51.819	+7.709	13:38:50.998
43	3:55.409	+11.299	13:42:46.407
44	3:52.722	+8.612	13:46:39.129
45	3:55.981	+11.871	13:50:35.110
46	3:58.515	+14.405	13:54:33.625

Lap	Lap Tm	Diff	Time of Day
(50) CORTES, JULIAN / GARCIA, JUAN			
1	3:53.681	+0.954	10:59:00.677
2	3:55.635	+2.908	11:02:56.312
3	3:56.341	+3.614	11:06:52.653
4	3:54.389	+1.662	11:10:47.042
5	3:54.581	+1.854	11:14:41.623
6	3:53.589	+0.862	11:18:35.212
7	3:54.427	+1.700	11:22:29.639
8	4:09.097	+16.370	11:26:38.736
9	3:57.270	+4.543	11:30:36.006
10	3:57.264	+4.537	11:34:33.270
11	3:58.878	+6.151	11:38:32.148
12	3:57.067	+4.340	11:42:29.215
13	3:58.190	+5.463	11:46:27.405
14	4:01.630	+8.903	11:50:29.035
15	3:58.374	+5.647	11:54:27.409
16	4:15.136	+22.409	11:58:42.545
17	3:56.310	+3.583	12:02:38.855
18	3:52.756	+0.029	12:06:31.611
19	3:54.063	+1.336	12:10:25.674
20	3:52.885	+0.158	12:14:18.559
21	3:52.727		12:18:11.286
22	3:53.480	+0.753	12:22:04.766
23	4:44.220	+51.493	12:26:48.986
24	4:02.642	+9.915	12:30:51.628
25	3:58.832	+6.105	12:34:50.460
26	3:54.672	+1.945	12:38:45.132
27	3:53.106	+0.379	12:42:38.238
28	3:55.835	+3.108	12:46:34.073
29	3:54.439	+1.712	12:50:28.512
30	3:54.530	+1.803	12:54:23.042
31	4:15.835	+23.108	12:58:38.877
32	3:58.105	+5.378	13:02:36.982
33	4:00.325	+7.598	13:06:37.307
34	4:03.098	+10.371	13:10:40.405
35	3:59.083	+6.356	13:14:39.488
36	3:57.723	+4.996	13:18:37.211
37	3:59.499	+6.772	13:22:36.710
38	4:13.702	+20.975	13:26:50.412
39	4:03.893	+11.166	13:30:54.305
40	4:00.457	+7.730	13:34:54.762
41	3:58.637	+5.910	13:38:53.399
42	4:01.660	+8.933	13:42:55.059
43	4:06.272	+13.545	13:47:01.331
44	4:06.300	+13.573	13:51:07.631

Lap	Lap Tm	Diff	Time of Day
(9) SALA, MARC-SOLER, LLUIS			
1	3:53.412	+3.422	10:59:03.125
2	3:56.972	+6.982	11:03:00.097
3	3:50.080	+0.090	11:06:50.177
4	3:54.155	+4.165	11:10:44.332
5	4:07.717	+17.727	11:14:52.049
6	4:00.805	+10.815	11:18:52.854

Jefe de cronometraje Nando Ribé

Orbits

Director de Carrera



SEGUROS
Ges

www.mylaps.com

Licenciado a: Nando.Crono

Challenge Ciclomotors. Can Taulè

3 Hores Resistencia

Àrea del Motor Can Taulè 2,500 km

Classificació FINAL

23/02/2014 11:00

Carrera (3:00:00 Tiempo) iniciado a 10:50:59

Lap	Lap Tm	Diff	Time of Day
7	3:59.316	+9.326	11:22:52.170
8	4:09.597	+19.607	11:27:01.767
9	3:58.848	+8.858	11:31:00.615
10	3:59.274	+9.284	11:34:59.889
11	3:59.046	+9.056	11:38:58.935
12	4:20.692	+30.702	11:43:19.627
13	3:49.990		11:47:09.617
14	3:50.493	+0.503	11:51:00.110
15	3:51.737	+1.747	11:54:51.847
16	3:52.082	+2.092	11:58:43.929
17	3:53.389	+3.399	12:02:37.318
18	3:51.944	+1.954	12:06:29.262
19	3:51.777	+1.787	12:10:21.039
20	5:15.857	+1:25.867	12:15:36.896
21	4:00.716	+10.726	12:19:37.612
22	3:57.477	+7.487	12:23:35.089
23	3:55.702	+5.712	12:27:30.791
24	3:58.298	+8.308	12:31:29.089
25	3:57.659	+7.669	12:35:26.748
26	3:58.704	+8.714	12:39:25.452
27	4:00.546	+10.566	12:43:25.998
28	4:14.374	+24.384	12:47:40.372
29	3:53.704	+3.714	12:51:34.076
30	3:54.078	+4.088	12:55:28.154
31	3:53.445	+3.455	12:59:21.599
32	3:55.851	+5.861	13:03:17.450
33	3:57.292	+7.302	13:07:14.742
34	3:56.642	+6.652	13:11:11.384
35	3:58.191	+8.201	13:15:09.575
36	4:12.081	+22.091	13:19:21.656
37	4:03.103	+13.113	13:23:24.759
38	3:57.911	+7.921	13:27:22.670
39	3:58.610	+8.620	13:31:21.280
40	3:57.787	+7.797	13:35:19.067
41	3:57.827	+7.837	13:39:16.894
42	3:59.753	+9.763	13:43:16.647
43	4:02.201	+12.211	13:47:18.848
44	4:03.425	+13.435	13:51:22.273

(7) ROCA, JORDI / CASELLES, CARLES

1	3:49.702	+0.830	10:59:03.162
2	3:58.945	+10.073	11:03:02.107
3	3:51.294	+2.422	11:06:53.401
4	3:53.762	+4.890	11:10:47.163
5	3:50.452	+1.580	11:14:37.615
6	3:49.584	+0.712	11:18:27.199
7	4:02.302	+13.430	11:22:29.501
8	4:00.917	+12.045	11:26:30.418
9	4:03.962	+15.090	11:30:34.380
10	4:10.658	+21.786	11:34:45.038
11	4:07.362	+18.490	11:38:52.400
12	4:07.056	+18.184	11:42:59.456
13	4:06.771	+17.899	11:47:06.227
14	4:18.072	+29.200	11:51:24.299
15	3:50.866	+1.994	11:55:15.165
16	3:50.345	+1.473	11:59:05.510
17	3:48.872		12:02:54.382
18	3:50.518	+1.646	12:06:44.900
19	3:49.317	+0.445	12:10:34.217
20	3:52.877	+4.005	12:14:27.094
21	3:51.221	+2.349	12:18:18.315
22	4:26.465	+37.593	12:22:44.780
23	4:02.124	+13.252	12:26:46.904
24	4:01.705	+12.833	12:30:48.609
25	4:02.782	+13.910	12:34:51.391
26	4:01.355	+12.483	12:38:52.746

Lap	Lap Tm	Diff	Time of Day
27	4:05.135	+16.263	12:42:57.881
28	4:03.361	+14.489	12:47:01.242
29	4:16.098	+27.226	12:51:17.340
30	3:53.972	+5.100	12:55:11.312
31	3:53.702	+4.830	12:59:05.014
32	3:52.996	+4.124	13:02:58.010
33	3:56.225	+7.353	13:06:54.235
34	3:54.138	+5.266	13:10:48.373
35	3:57.857	+8.985	13:14:46.230
36	3:57.858	+8.986	13:18:44.088
37	4:01.545	+12.673	13:22:45.633
38	4:09.120	+20.248	13:26:54.753
39	4:05.842	+16.970	13:31:00.595
40	4:06.802	+17.930	13:35:07.397
41	4:05.740	+16.868	13:39:13.137
42	4:03.324	+14.452	13:43:16.461
43	4:03.275	+14.403	13:47:19.736
44	4:06.733	+17.861	13:51:26.469

(38) AGUILAR, DAVID-JODAR, IVAN

1	4:00.275	+8.800	10:59:16.003
2	3:58.051	+6.576	11:03:14.054
3	3:55.554	+4.079	11:07:09.608
4	3:57.160	+5.685	11:11:06.768
5	3:56.871	+5.396	11:15:03.639
6	3:53.560	+2.085	11:18:57.199
7	3:56.838	+5.363	11:22:54.037
8	3:55.209	+3.734	11:26:49.246
9	3:52.639	+1.164	11:30:41.885
10	3:54.129	+2.654	11:34:36.014
11	4:07.304	+15.829	11:38:43.318
12	4:01.736	+10.261	11:42:45.054
13	3:58.063	+6.588	11:46:43.117
14	3:57.929	+6.454	11:50:41.046
15	3:57.730	+6.255	11:54:38.776
16	4:01.965	+10.490	11:58:40.741
17	4:01.607	+10.132	12:02:42.348
18	3:58.841	+7.366	12:06:41.189
19	3:58.085	+6.610	12:10:39.274
20	3:59.604	+8.129	12:14:38.878
21	4:03.939	+12.464	12:18:42.817
22	4:15.744	+24.269	12:22:58.561
23	3:55.707	+4.232	12:26:54.268
24	3:54.947	+3.472	12:30:49.215
25	3:53.126	+1.651	12:34:42.341
26	3:52.150	+0.675	12:38:34.491
27	3:51.475		12:42:25.966
28	3:51.734	+0.259	12:46:17.700
29	3:53.494	+2.019	12:50:11.194
30	3:54.588	+3.113	12:54:05.782
31	3:56.195	+4.720	12:58:01.977
32	3:54.512	+3.037	13:01:56.489
33	5:00.629	+1:09.154	13:06:57.118
34	4:03.590	+12.115	13:11:00.708
35	4:02.209	+10.734	13:15:02.917
36	4:02.584	+11.109	13:19:05.501
37	4:03.768	+12.293	13:23:09.269
38	4:06.243	+14.768	13:27:15.512
39	4:03.987	+12.512	13:31:19.499
40	4:02.146	+10.671	13:35:21.645
41	4:05.790	+14.315	13:39:27.435
42	4:23.487	+32.012	13:43:50.922
43	4:10.632	+19.157	13:48:01.554
44	4:09.716	+18.241	13:52:11.270

(18) DE LA SALUD, ORIOL / PARERA, JOSEP

Lap	Lap Tm	Diff	Time of Day
1	3:55.261	+10.312	10:59:03.094
2	4:00.581	+15.632	11:03:03.675
3	3:51.594	+6.645	11:06:55.269
4	3:52.803	+7.854	11:10:48.072
5	3:53.976	+9.027	11:14:42.048
6	3:53.247	+8.298	11:18:35.295
7	4:05.657	+20.708	11:22:40.952
8	3:55.016	+10.067	11:26:35.968
9	3:54.620	+9.671	11:30:30.588
10	3:52.944	+7.995	11:34:23.532
11	6:30.719	+2:45.770	11:40:54.251
12	3:58.766	+13.817	11:44:53.017
13	3:56.669	+11.720	11:48:49.686
14	4:24.786	+39.837	11:53:14.472
15	3:50.534	+5.585	11:57:05.006
16	3:49.140	+4.191	12:00:54.146
17	3:49.106	+4.157	12:04:43.252
18	3:48.124	+3.175	12:08:31.376
19	6:57.183	+3:12.234	12:15:28.559
20	3:53.702	+8.753	12:19:22.261
21	3:52.111	+7.162	12:23:14.372
22	3:53.903	+8.954	12:27:08.275
23	3:52.963	+8.014	12:31:01.238
24	3:52.498	+7.549	12:34:53.736
25	3:53.079	+8.130	12:38:46.815
26	3:53.089	+8.140	12:42:39.904
27	3:54.553	+9.604	12:46:34.457
28	3:52.406	+7.457	12:50:26.863
29	4:56.100	+1:11.151	12:55:22.963
30	3:44.949		12:59:07.912
31	3:48.388	+3.439	13:02:56.300
32	3:45.610	+0.661	13:06:41.910
33	3:45.658	+0.709	13:10:27.568
34	3:45.165	+0.216	13:14:12.733
35	3:46.205	+1.256	13:17:58.938
36	3:46.396	+1.447	13:21:45.334
37	3:46.361	+1.412	13:25:31.695
38	3:58.805	+13.856	13:29:30.500
39	3:57.314	+12.365	13:33:27.814
40	3:55.223	+10.274	13:37:23.037
41	3:53.450	+8.501	13:41:16.487
42	3:53.946	+8.997	13:45:10.433
43	3:54.769	+9.820	13:49:05.202
44	3:56.183	+11.234	13:53:01.385

(23) CORTS, ADRIA / MARTIN, XAVIER

1	3:45.696		10:58:49.234
2	3:47.470	+1.774	11:02:36.704
3	3:48.439	+2.743	11:06:25.143
4	3:50.121	+4.425	11:10:15.264
5	6:30.844	+2:45.148	11:16:46.108
6	4:03.012	+17.316	11:20:49.120
7	3:59.777	+14.081	11:24:48.897
8	4:04.183	+18.487	11:28:53.080
9	4:01.105	+15.409	11:32:54.185
10	4:13.739	+28.043	11:37:07.924
11	4:29.683	+43.987	11:41:37.607
12	3:49.285	+3.589	11:45:26.892
13	3:52.594	+6.898	11:49:19.486
14	3:51.966	+6.270	11:53:11.452
15	3:48.581	+2.885	11:57:00.033
16	3:47.881	+2.185	12:00:47.914
17	3:50.394	+4.689	12:04:38.308
18	4:40.782	+55.086	12:09:19.090
19	4:05.471	+19.775	12:13:24.561
20	3:57.846	+12.150	12:17:22.407

Challenge Ciclomotors. Can Taulè

3 Hores Resistencia

Àrea del Motor Can Taule 2,500 km

Classificació FINAL

23/02/2014 11:00

Carrera (3:00:00 Tiempo) iniciado a 10:50:59

Lap	Lap Tm	Diff	Time of Day
21	3:58.818	+13.122	12:21:21.225
22	4:00.214	+14.518	12:25:21.439
23	4:02.607	+16.911	12:29:24.046
24	4:00.834	+15.138	12:33:24.880
25	4:30.824	+45.128	12:37:55.704
26	3:55.292	+9.596	12:41:50.996
27	3:51.644	+5.948	12:45:42.640
28	3:52.963	+7.267	12:49:35.603
29	3:50.885	+5.189	12:53:26.488
30	3:52.371	+6.675	12:57:18.859
31	4:43.542	+57.846	13:02:02.401
32	4:07.573	+21.877	13:06:09.974
33	4:07.741	+22.045	13:10:17.715
34	3:58.367	+12.671	13:14:16.082
35	4:04.801	+19.105	13:18:20.883
36	4:02.800	+17.104	13:22:23.683
37	4:20.797	+35.101	13:26:44.480
38	3:52.155	+6.459	13:30:36.635
39	4:01.518	+15.822	13:34:38.153
40	3:52.386	+6.690	13:38:30.539
41	3:53.249	+7.553	13:42:23.788
42	3:51.044	+5.348	13:46:14.832
43	3:53.583	+7.887	13:50:08.415
44	3:56.853	+11.157	13:54:05.268

(12) BARQUER, MARC-MARTINEZ, CRISTIAN

Lap	Lap Tm	Diff	Time of Day
1	3:59.437	+0.929	10:59:02.572
2	4:01.930	+3.422	11:03:04.502
3	3:58.793	+0.285	11:07:03.295
4	4:00.310	+1.802	11:11:03.605
5	3:58.508		11:15:02.113
6	4:00.169	+1.661	11:19:02.282
7	3:59.261	+0.753	11:23:01.543
8	4:00.762	+2.254	11:27:02.305
9	4:00.844	+2.336	11:31:03.149
10	3:59.210	+0.702	11:35:02.359
11	4:00.186	+1.678	11:39:02.545
12	4:19.718	+21.210	11:43:22.263
13	3:59.383	+0.875	11:47:21.646
14	3:59.054	+0.546	11:51:20.700
15	4:03.014	+4.506	11:55:23.714
16	4:05.750	+7.242	11:59:29.464
17	4:05.509	+7.001	12:03:34.973
18	4:04.663	+6.155	12:07:39.636
19	4:04.212	+5.704	12:11:43.848
20	4:03.896	+5.388	12:15:47.744
21	4:59.435	+1:00.927	12:20:47.179
22	4:01.562	+3.054	12:24:48.741
23	4:03.350	+4.842	12:28:52.091
24	4:01.572	+3.064	12:32:53.663
25	4:00.317	+1.809	12:36:53.980
26	4:00.722	+2.214	12:40:54.702
27	4:04.979	+6.471	12:44:59.681
28	4:07.775	+9.267	12:49:07.456
29	4:06.426	+7.918	12:53:13.882
30	4:25.831	+27.323	12:57:39.713
31	4:43.912	+45.404	13:02:23.625
32	4:01.966	+3.458	13:06:25.591
33	4:04.010	+5.502	13:10:29.601
34	4:00.867	+2.359	13:14:30.468
35	4:04.808	+6.300	13:18:35.276
36	4:06.646	+8.138	13:22:41.922
37	4:05.373	+6.865	13:26:47.295
38	5:04.388	+1:05.880	13:31:51.683
39	4:13.034	+14.526	13:36:04.717
40	4:09.142	+10.634	13:40:13.859

Lap	Lap Tm	Diff	Time of Day
41	4:06.187	+7.679	13:44:20.046
42	4:08.425	+9.917	13:48:28.471
43	4:06.878	+8.370	13:52:35.349

(27) CANONGIA, MAURICI / CANONGIA, PAU

Lap	Lap Tm	Diff	Time of Day
1	4:26.394	+27.257	10:59:44.223
2	4:05.480	+6.343	11:03:49.703
3	4:04.071	+4.934	11:07:53.774
4	4:01.614	+2.477	11:11:55.388
5	4:54.088	+54.951	11:16:49.476
6	4:06.098	+6.961	11:20:55.574
7	4:10.944	+11.807	11:25:06.518
8	4:07.282	+8.145	11:29:13.800
9	4:24.057	+24.920	11:33:37.857
10	4:12.134	+12.997	11:37:49.991
11	4:05.536	+6.399	11:41:55.527
12	4:04.973	+5.836	11:46:00.500
13	4:03.444	+4.307	11:50:03.944
14	4:02.431	+3.294	11:54:06.375
15	3:59.137		11:58:05.512
16	4:13.897	+14.760	12:02:19.409
17	4:03.526	+4.389	12:06:22.935
18	4:04.525	+5.388	12:10:27.460
19	4:07.712	+8.575	12:14:35.172
20	4:17.569	+18.432	12:18:52.741
21	4:06.773	+7.636	12:22:59.514
22	4:05.392	+6.255	12:27:04.906
23	4:02.911	+3.774	12:31:07.817
24	4:02.128	+2.991	12:35:09.945
25	4:06.032	+6.895	12:39:15.977
26	4:46.884	+47.747	12:44:02.861
27	4:02.364	+3.227	12:48:05.225
28	4:05.129	+5.992	12:52:10.354
29	4:10.767	+11.630	12:56:21.121
30	4:08.567	+9.430	13:00:29.688
31	4:27.390	+28.253	13:04:57.078
32	4:06.107	+6.970	13:09:03.185
33	4:03.711	+4.574	13:13:06.896
34	4:08.152	+9.015	13:17:15.048
35	4:11.850	+12.713	13:21:26.898
36	4:18.682	+19.545	13:25:45.580
37	4:10.519	+11.382	13:29:56.099
38	4:14.494	+15.357	13:34:10.593
39	4:33.453	+34.316	13:38:44.046
40	4:07.342	+8.205	13:42:51.388
41	4:12.394	+13.257	13:47:03.782
42	4:08.708	+9.571	13:51:12.490

(53) CORREDERA, DAVID / DE LOS SANTOS, D.

Lap	Lap Tm	Diff	Time of Day
1	4:06.033	+14.265	10:59:26.034
2	4:07.313	+15.545	11:03:33.347
3	4:09.273	+17.505	11:07:42.620
4	4:06.322	+14.554	11:11:48.942
5	4:08.322	+16.554	11:15:57.264
6	4:06.715	+14.947	11:20:03.979
7	4:21.726	+29.958	11:24:25.705
8	3:52.498	+0.730	11:28:18.203
9	4:02.228	+10.460	11:32:20.431
10	3:53.981	+2.213	11:36:14.412
11	4:01.625	+9.857	11:40:16.037
12	4:24.951	+33.183	11:44:40.988
13	4:02.783	+11.015	11:48:43.771
14	3:51.768		11:52:35.539
15	4:56.011	+1:04.243	11:57:31.550
16	4:01.928	+10.160	12:01:33.478
17	4:02.023	+10.255	12:05:35.501

Lap	Lap Tm	Diff	Time of Day
18	4:02.192	+10.424	12:09:37.693
19	4:03.974	+12.206	12:13:41.667
20	4:05.768	+14.000	12:17:47.435
21	4:06.226	+14.458	12:21:53.661
22	4:19.219	+27.451	12:26:12.880
23	3:51.880	+0.112	12:30:04.760
24	3:54.739	+2.971	12:33:59.499
25	3:57.261	+5.493	12:37:56.760
26	4:00.046	+8.278	12:41:56.806
27	4:03.109	+11.341	12:45:59.915
28	4:11.887	+20.119	12:50:11.802
29	7:22.668	+3:30.900	12:57:34.470
30	4:08.663	+16.895	13:01:43.133
31	5:10.856	+1:19.088	13:06:53.989
32	4:17.337	+25.569	13:11:11.326
33	4:11.673	+19.905	13:15:22.999
34	4:13.714	+21.946	13:19:36.713
35	4:15.289	+23.521	13:23:52.002
36	4:12.312	+20.544	13:28:04.314
37	4:15.921	+24.153	13:32:20.235
38	4:23.903	+32.135	13:36:44.138
39	4:23.020	+31.252	13:41:07.158
40	4:19.771	+28.003	13:45:26.929
41	4:18.705	+26.937	13:49:45.634
42	4:20.628	+28.860	13:54:06.262

(41) OLIVA, DANIEL / BRUTAU, ORIOL

Lap	Lap Tm	Diff	Time of Day
1	3:56.739	+7.851	10:59:13.988
2	3:56.398	+7.510	11:03:10.386
3	3:56.521	+7.633	11:07:06.907
4	3:53.933	+5.045	11:11:00.840
5	3:54.611	+5.723	11:14:55.451
6	3:59.522	+10.634	11:18:54.973
7	3:53.646	+4.758	11:22:48.619
8	3:53.747	+4.859	11:26:42.366
9	3:53.587	+4.699	11:30:35.953
10	4:44.349	+55.461	11:35:20.302
11	4:02.706	+13.818	11:39:23.008
12	3:58.888	+10.000	11:43:21.896
13	3:56.520	+7.632	11:47:18.416
14	3:57.872	+8.984	11:51:16.288
15	3:54.653	+5.765	11:55:10.941
16	3:54.323	+5.435	11:59:05.264
17	3:50.903	+2.015	12:02:56.167
18	3:50.425	+1.537	12:06:46.592
19	3:51.261	+2.373	12:10:37.853
20	3:48.888		12:14:26.741
21	4:35.280	+46.392	12:19:02.021
22	3:59.380	+10.492	12:23:01.401
23	3:52.631	+3.743	12:26:54.032
24	3:56.352	+7.464	12:30:50.384
25	3:55.975	+7.087	12:34:46.359
26	3:55.289	+6.401	12:38:41.648
27	3:55.881	+6.993	12:42:37.529
28	3:59.573	+10.685	12:46:37.102
29	3:56.021	+7.133	12:50:33.123
30	3:57.868	+8.980	12:54:30.991
31	4:01.831	+12.943	12:58:32.822
32	4:02.220	+13.332	13:02:35.042
33	4:36.676	+47.788	13:07:11.718
34	16:39.265	+12:50.377	13:23:50.983
35	4:03.846	+14.958	13:27:54.829
36	3:55.964	+7.076	13:31:50.793
37	3:55.368	+6.480	13:35:46.161
38	3:57.664	+8.776	13:39:43.825
39	3:55.143	+6.255	13:43:38.968

Jefe de cronometraje Nando Ribé

Orbits

Director de Carrera



SEGUROS
Ges

www.mylaps.com

Licenciado a: Nando.Crono

Challenge Ciclomotors. Can Taulè

3 Hores Resistencia

Àrea del Motor Can Taulè 2,500 km

Classificació FINAL

23/02/2014 11:00

Carrera (3:00:00 Tiempo) iniciado a 10:50:59

Lap	Lap Tm	Diff	Time of Day
40	3:51.883	+2.995	13:47:30.851
41	3:52.824	+3.936	13:51:23.675

(28) LABRAÑA, ALBERT / BURNAT, FREDERIC

Lap	Lap Tm	Diff	Time of Day
1	4:05.643	+3.166	10:59:39.126
2	4:02.477		11:03:41.603
3	4:04.953	+2.476	11:07:46.556
4	4:08.755	+6.278	11:11:55.311
5	4:04.924	+2.447	11:16:00.235
6	4:07.085	+4.608	11:20:07.320
7	4:28.570	+26.093	11:24:35.890
8	4:20.469	+17.992	11:28:56.359
9	4:18.453	+15.976	11:33:14.812
10	4:19.499	+17.022	11:37:34.311
11	4:20.988	+18.511	11:41:55.299
12	4:20.861	+18.384	11:46:16.160
13	5:03.559	+1:01.082	11:51:19.719
14	4:11.885	+9.408	11:55:31.604
15	4:06.609	+4.132	11:59:38.213
16	4:10.687	+8.210	12:03:48.900
17	4:09.933	+7.456	12:07:58.833
18	4:08.096	+5.619	12:12:06.929
19	4:06.227	+3.750	12:16:13.156
20	4:22.929	+20.452	12:20:36.085
21	4:23.678	+21.201	12:24:59.763
22	4:26.558	+24.081	12:29:26.321
23	4:21.202	+18.725	12:33:47.523
24	4:20.342	+17.865	12:38:07.865
25	4:19.422	+16.945	12:42:27.287
26	4:27.777	+25.300	12:46:55.064
27	5:15.284	+1:12.807	12:52:10.348
28	4:14.553	+12.076	12:56:24.901
29	4:09.023	+6.546	13:00:33.924
30	4:04.018	+1.541	13:04:37.942
31	4:07.680	+5.203	13:08:45.622
32	4:09.721	+7.244	13:12:55.343
33	4:08.640	+6.163	13:17:03.983
34	4:13.077	+10.600	13:21:17.060
35	4:09.611	+7.134	13:25:26.671
36	4:11.435	+8.958	13:29:38.106
37	4:24.055	+21.578	13:34:02.161
38	4:29.069	+26.592	13:38:31.230
39	4:24.086	+21.609	13:42:55.316
40	4:24.700	+22.223	13:47:20.016
41	4:24.461	+21.984	13:51:44.477

(46) FONTCUBERTA, JUAN / ABAD, CESAR

Lap	Lap Tm	Diff	Time of Day
1	4:11.865	+9.903	11:01:00.669
2	4:09.404	+7.442	11:05:10.073
3	4:10.190	+8.228	11:09:20.263
4	4:14.005	+12.043	11:13:34.268
5	4:09.979	+8.017	11:17:44.247
6	4:25.556	+23.594	11:22:09.803
7	4:21.543	+19.581	11:26:31.346
8	4:15.816	+13.854	11:30:47.162
9	4:15.571	+13.609	11:35:02.733
10	4:13.346	+11.384	11:39:16.079
11	4:10.520	+8.558	11:43:26.599
12	4:10.092	+8.130	11:47:36.691
13	4:14.711	+12.749	11:51:51.402
14	5:42.551	+1:40.589	11:57:33.953
15	4:05.135	+3.173	12:01:39.088
16	4:01.962		12:05:41.050
17	4:06.260	+4.298	12:09:47.310
18	4:07.845	+5.883	12:13:55.155
19	4:05.757	+3.795	12:18:00.912

Lap	Lap Tm	Diff	Time of Day
20	4:16.124	+14.162	12:22:17.036
21	5:25.245	+1:23.283	12:27:42.281
22	4:17.460	+15.498	12:31:59.741
23	4:13.775	+11.813	12:36:13.516
24	4:11.935	+9.973	12:40:25.451
25	4:15.835	+13.873	12:44:41.286
26	4:10.200	+8.238	12:48:51.486
27	4:14.789	+12.827	12:53:06.275
28	4:50.048	+48.086	12:57:56.323
29	4:11.191	+9.229	13:02:07.514
30	4:08.916	+6.954	13:06:16.430
31	4:16.027	+14.065	13:10:32.457
32	4:07.421	+5.459	13:14:39.878
33	4:11.139	+9.177	13:18:51.017
34	4:56.824	+54.862	13:23:47.841
35	4:19.523	+17.561	13:28:07.364
36	4:11.396	+9.434	13:32:18.760
37	4:09.238	+7.276	13:36:27.998
38	4:12.765	+10.803	13:40:40.763
39	4:13.761	+11.799	13:44:54.524
40	4:10.675	+8.713	13:49:05.199
41	4:18.048	+16.086	13:53:23.247

(47) MESTRES, TONI / MESTRES, JORDI

Lap	Lap Tm	Diff	Time of Day
1	4:16.443	+1.891	10:59:52.542
2	4:14.552		11:04:07.094
3	4:23.552	+9.000	11:08:30.646
4	4:23.499	+8.947	11:12:54.145
5	4:16.527	+1.975	11:17:10.672
6	4:20.286	+5.734	11:21:30.958
7	4:18.263	+3.711	11:25:49.221
8	4:21.702	+7.150	11:30:10.923
9	4:31.413	+16.861	11:34:42.336
10	4:33.807	+19.255	11:39:16.143
11	4:25.705	+11.153	11:43:41.848
12	4:32.393	+17.841	11:48:14.241
13	4:27.318	+12.766	11:52:41.559
14	4:29.693	+15.141	11:57:11.252
15	4:24.678	+10.126	12:01:35.930
16	4:28.905	+14.353	12:06:04.835
17	4:22.994	+8.442	12:10:27.829
18	4:26.129	+11.577	12:14:53.958
19	4:20.496	+5.944	12:19:14.454
20	4:22.061	+7.509	12:23:36.515
21	5:15.187	+1:00.635	12:28:51.702
22	4:15.562	+1.010	12:33:07.264
23	4:19.661	+5.109	12:37:26.925
24	4:17.710	+3.158	12:41:44.635
25	4:21.868	+7.316	12:46:06.503
26	4:26.789	+12.237	12:50:33.292
27	4:34.550	+19.998	12:55:07.842
28	4:45.548	+30.996	12:59:53.390
29	4:44.570	+30.018	13:04:37.960
30	4:46.624	+32.072	13:09:24.584
31	4:24.708	+10.156	13:13:49.292
32	4:23.452	+8.900	13:18:12.744
33	4:22.455	+7.903	13:22:35.199
34	4:23.089	+8.537	13:26:58.288
35	4:27.897	+13.345	13:31:26.185
36	4:23.901	+9.349	13:35:50.086
37	4:26.932	+12.380	13:40:17.018
38	4:53.797	+39.245	13:45:10.815
39	4:28.401	+13.849	13:49:39.216
40	4:33.647	+19.095	13:54:12.863

(3) CARRILLO, GENIS / BARTUAL, DAVID

Lap	Lap Tm	Diff	Time of Day
1	4:21.983	+10.200	11:00:00.470
2	4:22.785	+11.002	11:04:23.255
3	4:20.916	+9.133	11:08:44.171
4	4:27.033	+15.250	11:13:11.204
5	4:23.376	+11.593	11:17:34.580
6	4:18.196	+6.413	11:21:52.776
7	4:17.053	+5.270	11:26:09.829
8	4:16.367	+4.584	11:30:26.196
9	4:36.178	+24.395	11:35:02.374
10	4:13.024	+1.241	11:39:15.398
11	4:11.783		11:43:27.181
12	5:25.285	+1:13.502	11:48:52.466
13	4:42.811	+31.028	11:53:35.277
14	4:37.881	+26.098	11:58:13.158
15	4:29.236	+17.453	12:02:42.394
16	4:29.367	+17.584	12:07:11.761
17	4:26.011	+14.228	12:11:37.772
18	4:31.336	+19.553	12:16:09.108
19	4:30.428	+18.645	12:20:39.536
20	4:31.558	+19.775	12:25:11.094
21	4:30.038	+18.255	12:29:41.132
22	4:34.205	+22.422	12:34:15.337
23	4:38.587	+26.804	12:38:53.924
24	5:40.028	+1:28.245	12:44:33.952
25	4:16.570	+4.787	12:48:50.522
26	5:11.502	+59.719	12:54:02.024
27	4:25.037	+13.254	12:58:27.061
28	4:24.718	+12.935	13:02:51.779
29	4:24.840	+13.057	13:07:16.619
30	4:24.136	+12.353	13:11:40.755
31	4:26.013	+14.230	13:16:06.768
32	4:24.361	+12.578	13:20:31.129
33	4:25.395	+13.612	13:24:56.524
34	4:23.964	+12.181	13:29:20.488
35	4:36.834	+25.051	13:33:57.322
36	4:49.308	+37.525	13:38:46.630
37	4:44.980	+33.197	13:43:31.610
38	4:42.922	+31.139	13:48:14.532
39	4:44.125	+32.342	13:52:58.657

(39) RIERA MONTANER, CARLES

Lap	Lap Tm	Diff	Time of Day
1	3:56.874	+4.366	10:59:17.942
2	3:55.475	+2.967	11:03:13.417
3	3:54.835	+2.327	11:07:08.252
4	3:57.489	+4.981	11:11:05.741
5	3:56.750	+4.242	11:15:02.491
6	3:53.467	+0.959	11:18:55.958
7	3:57.184	+4.676	11:22:53.142
8	3:55.517	+3.009	11:26:48.659
9	3:52.508		11:30:41.167
10	3:55.909	+3.401	11:34:37.076
11	3:57.445	+4.937	11:38:34.521
12	4:04.524	+12.016	11:42:39.045
13	4:08.969	+16.461	11:46:48.014
14	4:06.242	+13.734	11:50:54.256
15	4:07.749	+15.241	11:55:02.005
16	4:09.410	+16.902	11:59:11.415
17	4:11.471	+18.963	12:03:22.886
18	4:10.555	+18.047	12:07:33.441
19	4:10.910	+18.402	12:11:44.351
20	4:10.757	+18.249	12:15:55.108
21	4:13.968	+21.460	12:20:09.076
22	4:55.819	+1:03.311	12:25:04.895
23	3:59.971	+7.463	12:29:04.866
24	3:55.807	+3.299	12:33:00.673
25	3:57.365	+4.857	12:36:58.038

Jefe de cronometraje Nando Ribé

Orbits

Director de Carrera



SEGUROS
Ges

www.mylaps.com

Licenciado a: Nando.Crono

Challenge Ciclomotors. Can Taulè

3 Hores Resistencia

Àrea del Motor Can Taulè 2,500 km

Classificació FINAL

23/02/2014 11:00

Carrera (3:00:00 Tiempo) iniciado a 10:50:59

Lap	Lap Tm	Diff	Time of Day
26	3:57.702	+5.194	12:40:55.740
27	3:57.335	+4.827	12:44:53.075
28	3:57.405	+4.897	12:48:50.480
29	3:56.927	+4.419	12:52:47.407
30	4:24.278	+31.770	12:57:11.685
31	8:43.849	+4:51.341	13:05:55.534
32	24:23.242	+20:30.734	13:30:18.776
33	7:22.384	+3:29.876	13:37:41.160
34	3:57.334	+4.826	13:41:38.494
35	3:52.640	+0.132	13:45:31.134
36	3:57.585	+5.077	13:49:28.719
37	3:56.980	+4.472	13:53:25.699

(24) BANACH, JOSEP / LOPEZ, DAVID

1	4:40.715	+42.264	11:00:30.654
2	4:24.714	+26.263	11:04:55.368
3	4:20.845	+22.394	11:09:16.213
4	4:37.903	+39.452	11:13:54.116
5	4:07.237	+8.786	11:18:01.353
6	4:00.479	+2.028	11:22:01.832
7	3:58.745	+0.294	11:26:00.577
8	4:00.461	+2.010	11:30:01.038
9	4:00.729	+2.278	11:34:01.767
10	4:00.862	+2.411	11:38:02.629
11	3:58.451		11:42:01.080
12	4:01.124	+2.673	11:46:02.204
13	3:59.625	+1.174	11:50:01.829
14	4:02.742	+4.291	11:54:04.571
15	4:00.275	+1.824	11:58:04.846
16	4:42.810	+44.359	12:02:47.656
17	4:15.644	+17.193	12:07:03.300
18	4:19.611	+21.160	12:11:22.911
19	4:20.322	+21.871	12:15:43.233
20	4:19.909	+21.458	12:20:03.142
21	4:19.499	+21.048	12:24:22.641
22	7:54.614	+3:56.163	12:32:17.255
23	4:25.147	+26.696	12:36:42.402
24	4:23.819	+25.368	12:41:06.221
25	4:20.383	+21.932	12:45:26.604
26	4:23.234	+24.783	12:49:49.838
27	4:22.995	+24.544	12:54:12.833
28	28:10.604	+24:12.153	13:22:23.437
29	4:08.298	+9.847	13:26:31.735
30	4:03.911	+5.460	13:30:35.646
31	4:02.731	+4.280	13:34:38.377
32	4:03.183	+4.732	13:38:41.560
33	4:03.979	+5.528	13:42:45.539
34	4:04.324	+5.873	13:46:49.863
35	4:02.060	+3.609	13:50:51.923
36	4:15.621	+17.170	13:55:07.544

(314) ROCA, ARNAU / DURAN, PERE

1	4:46.860	+2.005	11:01:06.402
2	4:49.230	+4.375	11:05:55.632
3	4:51.943	+7.088	11:10:47.575
4	4:52.576	+7.721	11:15:40.151
5	4:53.629	+8.774	11:20:33.780
6	5:09.842	+24.987	11:25:43.622
7	4:49.246	+4.391	11:30:32.868
8	4:48.644	+3.789	11:35:21.512
9	4:48.011	+3.156	11:40:09.523
10	4:45.336	+0.481	11:44:54.859
11	4:54.450	+9.595	11:49:49.309
12	5:57.751	+1:12.896	11:55:47.060
13	4:51.197	+6.342	12:00:38.257
14	4:44.855		12:05:23.112

Lap	Lap Tm	Diff	Time of Day
15	4:48.880	+4.025	12:10:11.992
16	4:52.569	+7.714	12:15:04.561
17	4:52.754	+7.899	12:19:57.315
18	5:14.076	+29.221	12:25:11.391
19	4:57.165	+12.310	12:30:08.556
20	6:15.236	+1:30.381	12:36:23.792
21	4:54.589	+9.734	12:41:18.381
22	4:55.016	+10.161	12:46:13.397
23	4:58.639	+13.784	12:51:12.036
24	5:03.638	+18.783	12:56:15.674
25	6:12.757	+1:27.902	13:02:28.431
26	5:04.407	+19.552	13:07:32.838
27	5:05.037	+20.182	13:12:37.875
28	5:05.816	+20.961	13:17:43.691
29	5:02.420	+17.565	13:22:46.111
30	5:09.726	+24.871	13:27:55.837
31	5:21.573	+36.718	13:33:17.410
32	5:24.261	+39.406	13:38:41.671
33	5:02.936	+18.081	13:43:44.607
34	5:06.799	+21.944	13:48:51.406
35	5:08.263	+23.408	13:53:59.669

(5) FRANCISCO, ENRIC / FERRER, XAVIER

1	3:34.462	+1.735	10:58:33.584
2	3:35.124	+2.397	11:02:08.708
3	3:36.969	+4.242	11:05:45.677
4	3:35.034	+2.307	11:09:20.711
5	3:34.548	+1.821	11:12:55.259
6	3:32.727		11:16:27.986
7	5:25.538	+1:52.811	11:21:53.524
8	56:19.821	+52:47.094	12:18:13.345
9	3:57.471	+24.744	12:22:10.816
10	3:38.644	+5.917	12:25:49.460
11	24:58.623	+21:25.896	12:50:48.083
12	23:04.524	+19:31.797	13:13:52.607
13	3:41.601	+8.874	13:17:34.208
14	3:39.367	+6.640	13:21:13.575
15	3:44.488	+11.761	13:24:58.063
16	4:00.080	+27.353	13:28:58.143
17	3:40.533	+7.806	13:32:38.676
18	3:38.572	+5.845	13:36:17.248
19	3:39.968	+7.241	13:39:57.216
20	3:42.099	+9.372	13:43:39.315
21	3:41.755	+9.028	13:47:21.070
22	3:40.315	+7.588	13:51:01.385

(66) VENDRELL, ENRIC / MUÑOZ, MANEL

1	3:55.920	+12.312	10:59:27.670
2	3:52.252	+8.644	11:03:19.922
3	3:50.862	+7.254	11:07:10.784
4	3:53.577	+9.969	11:11:04.361
5	3:51.717	+8.109	11:14:56.078
6	3:57.772	+14.164	11:18:53.850
7	3:48.617	+5.009	11:22:42.467
8	3:51.164	+7.556	11:26:33.631
9	3:53.883	+10.275	11:30:27.514
10	4:28.415	+44.807	11:34:55.929
11	3:46.315	+2.707	11:38:42.244
12	3:45.500	+1.892	11:42:27.744
13	3:47.038	+3.430	11:46:14.782
14	3:49.279	+5.671	11:50:04.061
15	3:49.473	+5.865	11:53:53.534
16	3:49.963	+6.355	11:57:43.497
17	3:50.866	+7.258	12:01:34.363
18	3:46.732	+3.124	12:05:21.095
19	3:46.808	+3.200	12:09:07.903

Lap	Lap Tm	Diff	Time of Day
20	3:47.471	+3.863	12:12:55.374
21	3:59.586	+15.978	12:16:54.960
22	3:51.679	+8.071	12:20:46.639
23	3:46.354	+2.746	12:24:32.993
24	3:43.608		12:28:16.601
25	3:45.913	+2.305	12:32:02.514
26	3:45.082	+1.474	12:35:47.596
27	3:44.113	+0.505	12:39:31.709
28	3:46.408	+2.800	12:43:18.117
29	3:45.300	+1.692	12:47:03.417
30	3:48.138	+4.530	12:50:51.555
31	3:48.008	+4.400	12:54:39.563
32	3:50.867	+7.259	12:58:30.430
33	3:49.953	+6.345	13:02:20.383

(33) VENTURA, JORDI / VENTURA, SERGI

1	4:05.602	+10.905	10:59:30.654
2	4:04.675	+9.978	11:03:35.329
3	4:08.423	+13.726	11:07:43.752
4	4:15.658	+20.961	11:11:59.410
5	4:03.038	+8.341	11:16:02.448
6	4:05.495	+10.798	11:20:07.943
7	4:06.953	+12.256	11:24:14.896
8	4:12.273	+17.576	11:28:27.169
9	4:14.864	+20.167	11:32:42.033
10	4:15.060	+20.363	11:36:57.093
11	4:15.162	+20.465	11:41:12.255
12	4:11.438	+16.741	11:45:23.693
13	4:10.272	+15.575	11:49:33.965
14	4:09.426	+14.729	11:53:43.391
15	4:09.287	+14.590	11:57:52.678
16	4:39.236	+44.539	12:02:31.914
17	3:56.687	+1.990	12:06:28.601
18	3:54.703	+0.006	12:10:23.304
19	3:54.790	+0.093	12:14:18.094
20	3:54.697		12:18:12.791
21	3:55.349	+0.652	12:22:08.140
22	3:56.881	+2.184	12:26:05.021
23	3:57.322	+2.625	12:30:02.343
24	3:59.175	+4.478	12:34:01.518
25	4:10.571	+15.874	12:38:12.089
26	28:49.294	+24:54.597	13:07:01.383
27	4:01.091	+6.394	13:11:02.474

(8) TRAVIESA, CARLES / PEREZ, ALBERTO

1	3:36.002	+3.404	10:58:33.343
2	3:37.102	+4.504	11:02:10.445
3	3:35.171	+2.573	11:05:45.616
4	3:34.189	+1.591	11:09:19.805
5	3:33.381	+0.783	11:12:53.186
6	3:34.016	+1.418	11:16:27.202
7	3:35.232	+2.634	11:20:02.434
8	3:37.658	+5.060	11:23:40.092
9	3:32.598		11:27:12.690
10	3:35.742	+3.144	11:30:48.432
11	3:37.603	+5.005	11:34:26.035
12	3:48.124	+15.526	11:38:14.159
13	3:42.657	+10.059	11:41:56.816
14	3:37.046	+4.448	11:45:33.862
15	3:42.174	+9.576	11:49:16.036
16	3:51.896	+19.298	11:53:07.932

(16) ARABIA, JORDI / BATLLES, ANDREU

1	3:35.494	+2.180	10:58:22.431
2	3:59.863	+26.549	11:02:22.294
3	3:33.939	+0.625	11:05:56.233

Jefe de cronometraje Nando Ribé

Orbits

Director de Carrera



SEGUROS
Ges

www.mylaps.com

Licenciado a: Nando.Crono

Challenge Ciclomotors. Can Taulè

3 Hores Resistencia

Àrea del Motor Can Taule 2,500 km

Classificació FINAL

23/02/2014 11:00

Carrera (3:00:00 Tiempo) iniciado a 10:50:59

Lap	Lap Tm	Diff	Time of Day
4	3:33.760	+0.446	11:09:29.993
5	3:35.339	+2.025	11:13:05.332
6	3:33.676	+0.362	11:16:39.008
7	3:33.881	+0.567	11:20:12.889
8	3:34.477	+1.163	11:23:47.366
9	3:35.341	+2.027	11:27:22.707
10	3:34.502	+1.188	11:30:57.209
11	3:35.944	+2.630	11:34:33.153
12	3:33.314		11:38:06.467
13	3:34.989	+1.675	11:41:41.456
14	3:36.911	+3.597	11:45:18.367
15	3:45.780	+12.466	11:49:04.147

(61) COSTA, MONTSERRAT / SERRANO, AARON

Lap	Lap Tm	Diff	Time of Day
1	3:55.568	+7.278	10:58:55.672
2	3:52.233	+3.943	11:02:47.905
3	3:55.542	+7.252	11:06:43.447
4	3:51.409	+3.119	11:10:34.856
5	3:50.797	+2.507	11:14:25.653
6	3:48.290		11:18:13.943
7	3:48.332	+0.042	11:22:02.275
8	3:48.657	+0.367	11:25:50.932

Lap	Lap Tm	Diff	Time of Day
-----	--------	------	-------------

Lap	Lap Tm	Diff	Time of Day
-----	--------	------	-------------