

Lliga Catalana Motocròs. Martorelles

Clasificado por mejor tiempo de vuelta

MX 125 - MX Sots 18 4T

Circuit de Martorelles 1,500 km

Ent Cronometrats

06/10/2013 09:00

Práctica (20:00 Tiempo) iniciado a 9:00:26

Pos.	Nº	Nom	Moto	Voltes	Millor Tm	En Volta	PEC Categ
1	12	CASAS CERVERA, ORIOL	YAMAHA	11	1:42.852	10	1 MX Sots 18 4T
2	24	UBACH SALA, SIMEO	KTM	11	1:43.100	11	1 MX 125 2T
3	363	MARTINEZ , DORIAN	KTM	12	1:43.323	4	2 MX 125 2T
4	11	ARNAU DE VERA, FERRAN	SUZUKI	10	1:43.591	9	2 MX Sots 18 4T
5	6	HERNANDEZ BLANCO, MARC	KTM	12	1:44.342	12	3 MX 125 2T
6	46	PONS SOLA, NIL	YAMAHA	11	1:44.925	9	3 MX Sots 18 4T
7	21	NOGUERA HIDALGO, JOAN	YAMAHA	9	1:46.539	6	4 MX Sots 18 4T
8	54	PLO MOLINA, ROGER	KAWASAKI	10	1:46.690	7	5 MX Sots 18 4T
9	15	PERALES BOGUÑA, ANGEL	KTM	10	1:48.697	9	4 MX 125 2T
10	70	VARGAS CHAGLIA, JAVIER	KAWASAKI	9	1:50.535	7	6 MX Sots 18 4T
11	91	SERENA ROMERO, JORDI	SUZUKI	10	1:52.612	9	7 MX Sots 18 4T
12	25	FONTANALS BENAVENT, MARC	KTM	9	1:53.144	9	5 MX 125 2T
13	22	SOLER MULLOR, DANIEL	KTM	9	1:53.905	5	8 MX Sots 18 4T
14	69	MOYA CASANOVAS, DAVID	YAMAHA	8	1:57.910	7	6 MX 125 2T
15	17	GARRALON LORITE, DANIEL	KAWASAKI	9	2:05.735	9	9 MX Sots 18 4T

Jefe de cronometraje Nando Ribé

Orbits

Director de Carrera



SEGUROS  
**Ges**

www.mylaps.com

Licenciado a: Nando.Crono

Lliga Catalana Motocròs. Martorelles

Clasificado por vueltas

MX 125 - MX Sots 18 4T

Circuit de Martorelles 1,500 km

1a Cursa

06/10/2013 10:35

Carrera (20:00 y 2 Vueltas) iniciado a 10:41:13

Pos.	Nº	Nom	Moto	Voltes	Total T°	Millor Tm	En Volta	PEC	Categ
1	363	MARTINEZ , DORIAN	KTM	13	24:29.252	1:49.465	8	1	MX 125 2T
2	6	HERNANDEZ BLANCO, MARC	KTM	13	24:47.555	1:49.888	8	2	MX 125 2T
3	12	CASAS CERVERA, ORIOL	YAMAHA	13	24:51.886	1:49.426	11	1	MX Sots 18 4T
4	21	NOGUERA HIDALGO, JOAN	YAMAHA	13	25:04.852	1:50.764	8	2	MX Sots 18 4T
5	54	PLO MOLINA, ROGER	KAWASAKI	13	25:15.788	1:49.297	13	3	MX Sots 18 4T
6	<b>11</b>	<b>ARNAU DE VERA, FERRAN</b>	<b>SUZUKI</b>	13	25:16.934	<b>1:46.593</b>	<b>13</b>	4	<b>MX Sots 18 4T</b>
7	15	PERALES BOGUÑA, ANGEL	KTM	13	26:01.459	1:55.078	12	3	MX 125 2T
8	91	SERENA ROMERO, JORDI	SUZUKI	12	24:56.227	1:55.507	9	5	MX Sots 18 4T
9	70	VARGAS CHAGLIA, JAVIER	KAWASAKI	12	25:04.583	1:56.226	8	6	MX Sots 18 4T
10	25	FONTANALS BENAVENT, MARC	KTM	12	25:15.576	1:55.955	10	4	MX 125 2T
11	17	GARRALON LORITE, DANIEL	KAWASAKI	10	24:41.957	2:11.775	4	7	MX Sots 18 4T

No clasificado

NT	46	PONS SOLA, NIL	YAMAHA	11	20:57.219	1:49.953	5	NT	MX Sots 18 4T
NT	24	UBACH SALA, SIMEO	KTM	9	17:01.500	1:49.134	9	NT	MX 125 2T
NT	22	SOLER MULLOR, DANIEL	KTM	7	24:54.557	2:10.260	4	NT	MX Sots 18 4T
NE	69	MOYA CASANOVAS, DAVID	YAMAHA				0	NE	MX 125 2T

Margin of Victory	Avg. Speed	Best Lap Tm	Best Spd	Best Lap by
18.303	47,779	1:46.593	50,660	11 - ARNAU DE VERA, FERRAN

Jefe de cronometraje Nando Ribé

Orbits

Director de Carrera



SEGUROS  
**Ges**

www.mylaps.com

Licenciado a: Nando.Crono

Lliga Catalana Motocròs. Martorelles

Vuelta a vuelta

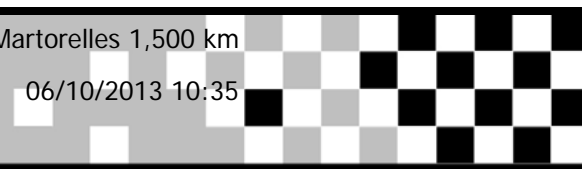
MX 125 - MX Sots 18 4T

Circuit de Martorelles 1,500 km

1a Cursa

06/10/2013 10:35

Carrera (20:00 y 2 Vueltas) iniciado a 10:41:13



Competidores		Vueltas													
		0	1	2	3	4	5	6	7	8	9	10	11	12	13
ARNAU DE VERA, FERRAN (11)	1	11	363	363	363	363	6	6	6	6	363	363	363	363	363
MARTINEZ , DORIAN (363)	2	363	6	6	6	6	363	363	363	363	24	6	46	6	6
UBACH SALA, SIMEO (24)	3	24	24	24	24	24	24	24	24	24	6	46	6	12	12
PONS SOLA, NIL (46)	4	46	46	46	46	46	46	46	46	46	46	12	12	21	21
HERNANDEZ BLANCO, MARC (6)	5	6	54	21	21	21	12	12	12	12	12	21	21	54	54
PLO MOLINA, ROGER (54)	6	54	12	11	12	12	21	21	21	21	21	54	54	11	11
CASAS CERVERA, ORIOL (12)	7	12	21	12	70	15	54	54	54	54	54	11	11	15	15
SOLER MULLOR, DANIEL (22)	8	22	70	70	15	70	15	11	11	11	11	15	15	91	
NOGUERA HIDALGO, JOAN (21)	9	21	22	15	54	54	11	15	15	15	15	91	91	70	
VARGAS CHAGLIA, JAVIER (70)	10	70	11	54	11	11	70	70	70	70	70	70	70	25	
SERENA ROMERO, JORDI (91)	11	91	15	22	22	22	91	91	91	91	91	25	25		
PERALES BOGUÑA, ANGEL (15)	12	15	17	17	91	91	22	25	25	25	25	17			
GARRALON LORITE, DANIEL (17)	13	17	25	91	17	17	25	22	17	17	17				
FONTANALS BENAVENT, MARC (25)	14	25	91	25	25	25	17	17	22						
-	15														

# Lliga Catalana Motocròs. Martorelles

MX 125 - MX Sots 18 4T

Circuit de Martorelles 1,500 km

1a Cursa

06/10/2013 10:35

Carrera (20:00 y 2 Vueltas) iniciado a 10:41:13

Lap	Lap Tm	Diff	Time of Day
<b>(363) MARTINEZ, DORIAN</b>			
1	1:53.636	+4.171	10:43:18.253
2	1:51.678	+2.213	10:45:09.931
3	1:51.582	+2.117	10:47:01.513
4	1:51.237	+1.772	10:48:52.750
5	1:51.464	+1.999	10:50:44.214
6	1:50.767	+1.302	10:52:34.981
7	1:52.099	+2.634	10:54:27.080
8	<b>1:49.465</b>		10:56:16.545
9	1:49.760	+0.295	10:58:06.305
10	1:51.448	+1.983	10:59:57.753
11	1:50.992	+1.527	11:01:48.745
12	1:54.185	+4.720	11:03:42.930
13	1:59.634	+10.169	11:05:42.564

Lap	Lap Tm	Diff	Time of Day
<b>(6) HERNANDEZ BLANCO, MARC</b>			
1	1:55.362	+5.474	10:43:20.870
2	1:51.063	+1.175	10:45:11.933
3	1:51.085	+1.197	10:47:03.018
4	1:50.595	+0.707	10:48:53.613
5	1:50.077	+0.189	10:50:43.690
6	1:50.749	+0.861	10:52:34.439
7	1:51.754	+1.866	10:54:26.193
8	<b>1:49.888</b>		10:56:16.081
9	2:08.548	+18.660	10:58:24.629
10	1:53.739	+3.851	11:00:18.368
11	1:52.337	+2.449	11:02:10.705
12	1:54.839	+4.951	11:04:05.544
13	1:55.323	+5.435	11:06:00.867

Lap	Lap Tm	Diff	Time of Day
<b>(12) CASAS CERVERA, ORIOL</b>			
1	2:01.673	+12.247	10:43:27.748
2	2:04.721	+15.295	10:45:32.469
3	1:57.128	+7.702	10:47:29.597
4	1:53.925	+4.499	10:49:23.522
5	1:51.746	+2.320	10:51:15.268
6	1:53.063	+3.637	10:53:08.331
7	1:51.670	+2.244	10:55:00.001
8	1:52.110	+2.684	10:56:52.111
9	1:49.979	+0.553	10:58:42.090
10	1:49.847	+0.421	11:00:31.937
11	<b>1:49.426</b>		11:02:21.363
12	1:50.764	+1.338	11:04:12.127
13	1:53.071	+3.645	11:06:05.198

Lap	Lap Tm	Diff	Time of Day
<b>(21) NOGUERA HIDALGO, JOAN</b>			
1	2:03.763	+12.999	10:43:30.087
2	2:01.270	+10.506	10:45:31.357
3	1:56.318	+5.554	10:47:27.675
4	1:55.673	+4.909	10:49:23.348
5	1:56.207	+5.443	10:51:19.555
6	1:53.476	+2.712	10:53:13.031
7	1:50.911	+0.147	10:55:03.942
8	<b>1:50.764</b>		10:56:54.706
9	1:50.861	+0.097	10:58:45.667
10	1:51.083	+0.319	11:00:36.650
11	1:53.383	+2.619	11:02:30.033
12	1:51.946	+1.182	11:04:21.979
13	1:56.185	+5.421	11:06:18.164

Lap	Lap Tm	Diff	Time of Day
<b>(54) PLO MOLINA, ROGER</b>			
1	2:00.963	+11.666	10:43:26.579
2	2:24.635	+35.338	10:45:51.214
3	2:04.167	+14.870	10:47:55.381
4	1:52.319	+3.022	10:49:47.700

Lap	Lap Tm	Diff	Time of Day
5	1:53.339	+4.042	10:51:41.039
6	1:50.803	+1.506	10:53:31.842
7	1:52.945	+3.648	10:55:24.787
8	1:52.219	+2.922	10:57:17.006
9	1:50.897	+1.600	10:59:07.903
10	1:50.898	+1.601	11:00:58.801
11	1:50.671	+1.374	11:02:49.472
12	1:50.331	+1.034	11:04:39.803
13	<b>1:49.297</b>		11:06:29.100

Lap	Lap Tm	Diff	Time of Day
<b>(11) ARNAU DE VERA, FERRAN</b>			
1	2:15.772	+29.179	10:43:40.104
2	1:52.115	+5.522	10:45:32.219
3	2:23.777	+37.184	10:47:55.996
4	1:52.728	+6.135	10:49:48.724
5	1:54.095	+7.502	10:51:42.819
6	1:54.480	+7.887	10:53:37.299
7	1:55.411	+8.818	10:55:32.710
8	1:51.068	+4.475	10:57:23.778
9	1:50.199	+3.606	10:59:13.977
10	1:49.357	+2.764	11:01:03.334
11	1:50.924	+4.331	11:02:54.258
12	1:49.395	+2.802	11:04:43.653
13	<b>1:46.593</b>		11:06:30.246

Lap	Lap Tm	Diff	Time of Day
<b>(15) PERALES BOGUÑA, ANGEL</b>			
1	2:15.149	+20.071	10:43:42.279
2	2:02.481	+7.403	10:45:44.760
3	2:01.688	+6.610	10:47:46.448
4	1:57.882	+2.804	10:49:44.330
5	1:57.814	+2.736	10:51:42.144
6	1:59.278	+4.200	10:53:41.422
7	1:58.458	+3.380	10:55:39.880
8	1:56.271	+1.193	10:57:36.151
9	1:55.836	+0.758	10:59:31.987
10	1:55.471	+0.393	11:01:27.458
11	1:55.176	+0.098	11:03:22.634
12	<b>1:55.078</b>		11:05:17.712
13	1:57.059	+1.981	11:07:14.771

Lap	Lap Tm	Diff	Time of Day
<b>(91) SERENA ROMERO, JORDI</b>			
1	2:43.427	+47.920	10:44:10.263
2	2:00.272	+4.765	10:46:10.535
3	2:02.578	+7.071	10:48:13.113
4	2:03.485	+7.978	10:50:16.598
5	2:00.776	+5.269	10:52:17.374
6	2:00.247	+4.740	10:54:17.621
7	1:59.640	+4.133	10:56:17.261
8	1:58.503	+2.996	10:58:15.764
9	<b>1:55.507</b>		11:00:11.271
10	2:01.220	+5.713	11:02:12.491
11	1:57.290	+1.783	11:04:09.781
12	1:59.758	+4.251	11:06:09.539

Lap	Lap Tm	Diff	Time of Day
<b>(70) VARGAS CHAGLIA, JAVIER</b>			
1	2:06.244	+10.018	10:43:32.729
2	2:10.571	+14.345	10:45:43.300
3	2:01.551	+5.325	10:47:44.851
4	2:00.559	+4.333	10:49:45.410
5	2:25.852	+29.626	10:52:11.262
6	1:57.719	+1.493	10:54:08.981
7	1:59.186	+2.960	10:56:08.167
8	<b>1:56.226</b>		10:58:04.393
9	1:58.203	+1.977	11:00:02.596
10	2:19.367	+23.141	11:02:21.963
11	1:59.298	+3.072	11:04:21.261

Lap	Lap Tm	Diff	Time of Day
12	1:56.634	+0.408	11:06:17.895

Lap	Lap Tm	Diff	Time of Day
<b>(25) FONTANALS BENAVENT, MARC</b>			
1	2:16.305	+20.350	10:43:56.451
2	2:27.603	+31.648	10:46:24.054
3	2:05.638	+9.683	10:48:29.692
4	2:01.229	+5.274	10:50:30.921
5	2:02.018	+6.063	10:52:32.939
6	2:05.091	+9.136	10:54:38.030
7	2:02.762	+6.807	10:56:40.792
8	1:59.033	+3.078	10:58:39.825
9	1:59.869	+3.914	11:00:39.694
10	<b>1:55.955</b>		11:02:35.649
11	1:56.141	+0.186	11:04:31.790
12	1:57.098	+1.143	11:06:28.888

Lap	Lap Tm	Diff	Time of Day
<b>(17) GARRALON LORITE, DANIEL</b>			
1	2:19.116	+7.341	10:43:46.830
2	2:16.024	+4.249	10:46:02.854
3	2:15.560	+3.785	10:48:18.414
4	<b>2:11.775</b>		10:50:30.189
5	4:06.289	+1:54.514	10:54:36.478
6	2:17.055	+5.280	10:56:53.533
7	2:19.769	+7.994	10:59:13.302
8	2:13.208	+1.433	11:01:26.510
9	2:15.632	+3.857	11:03:42.142
10	2:13.127	+1.352	11:05:55.269

Lap	Lap Tm	Diff	Time of Day
<b>(46) PONS SOLA, NIL</b>			
1	2:00.910	+10.957	10:43:26.066
2	1:58.333	+8.380	10:45:24.399
3	1:51.966	+2.013	10:47:16.365
4	1:52.877	+2.924	10:49:09.242
5	<b>1:49.953</b>		10:50:59.195
6	1:54.913	+4.960	10:52:54.108
7	1:50.328	+0.375	10:54:44.436
8	1:54.232	+4.279	10:56:38.668
9	1:50.197	+0.244	10:58:28.865
10	1:50.470	+0.517	11:00:19.335
11	1:51.196	+1.243	11:02:10.531

Lap	Lap Tm	Diff	Time of Day
<b>(24) UBACH SALA, SIMEO</b>			
1	1:58.598	+9.464	10:43:23.625
2	1:54.830	+5.696	10:45:18.455
3	1:52.671	+3.537	10:47:11.126
4	1:51.045	+1.911	10:49:02.171
5	1:51.062	+1.928	10:50:53.233
6	1:51.473	+2.339	10:52:44.706
7	1:51.296	+2.162	10:54:36.002
8	1:49.676	+0.542	10:56:25.678
9	<b>1:49.134</b>		10:58:14.812

Lap	Lap Tm	Diff	Time of Day
<b>(22) SOLER MULLOR, DANIEL</b>			
1	2:10.274	+0.014	10:43:36.378
2	2:15.491	+5.231	10:45:51.869
3	2:11.321	+1.061	10:48:03.190
4	<b>2:10.260</b>		10:50:13.450
5	2:12.985	+2.725	10:52:26.435
6	2:15.261	+5.001	10:54:41.696
7	11:26.173	+9:15.913	11:06:07.869

Lliga Catalana Motocròs. Martorelles

Clasificado por vueltas

MX 125 - MX Sots 18 4T

Circuit de Martorelles 1,500 km

2a Cursa

06/10/2013 12:15

Carrera (20:00 y 2 Vueltas) iniciado a 12:16:31

Pos.	Nº	Nom	Moto	Voltes	Total T°	Millor Tm	En Volta	PEC	Categ
1	363	MARTINEZ , DORIAN	KTM	14	24:18.370	1:40.515	10	1	MX 125 2T
2	11	ARNAU DE VERA, FERRAN	SUZUKI	14	24:19.262	1:41.604	4	1	MX Sots 18 4T
3	6	HERNANDEZ BLANCO, MARC	KTM	14	24:51.440	1:42.540	5	2	MX 125 2T
4	12	CASAS CERVERA, ORIOL	YAMAHA	14	24:54.473	1:42.732	7	2	MX Sots 18 4T
5	15	PERALES BOGUÑA, ANGEL	KTM	14	25:04.194	1:44.670	5	3	MX 125 2T
6	21	NOGUERA HIDALGO, JOAN	YAMAHA	14	25:14.515	1:45.281	13	3	MX Sots 18 4T
7	46	PONS SOLA, NIL	YAMAHA	14	25:16.171	1:44.587	4	4	MX Sots 18 4T
8	70	VARGAS CHAGLIA, JAVIER	KAWASAKI	13	24:22.453	1:47.874	4	5	MX Sots 18 4T
9	91	SERENA ROMERO, JORDI	SUZUKI	13	24:33.576	1:49.162	8	6	MX Sots 18 4T
10	25	FONTANALS BENAVENT, MARC	KTM	13	25:06.547	1:49.504	9	4	MX 125 2T
11	22	SOLER MULLOR, DANIEL	KTM	13	26:15.864	1:56.269	2	7	MX Sots 18 4T
12	17	GARRALON LORITE, DANIEL	KAWASAKI	12	24:44.311	1:58.396	4	8	MX Sots 18 4T

No clasificado

NT	54	PLO MOLINA, ROGER	KAWASAKI	13	23:25.872	1:43.886	5	NT	MX Sots 18 4T
NT	24	UBACH SALA, SIMEO	KTM	3	5:40.774	1:46.169	2	NT	MX 125 2T
NE	69	MOYA CASANOVAS, DAVID	YAMAHA				0	NE	MX 125 2T

Margin of Victory	Avg. Speed	Best Lap Tm	Best Spd	Best Lap by
0.892	51,839	1:40.515	53,723	363 - MARTINEZ , DORIAN

Jefe de cronometraje Nando Ribé

Orbits

Director de Carrera



SEGUROS  
**Ges**

www.mylaps.com

Licenciado a: Nando.Crono

Lliga Catalana Motocròs. Martorelles

Vuelta a vuelta

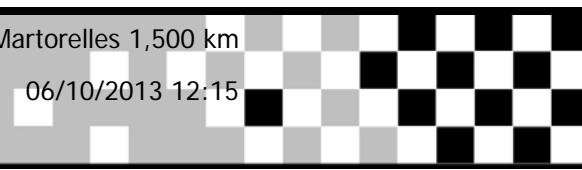
MX 125 - MX Sots 18 4T

Circuit de Martorelles 1,500 km

2a Cursa

06/10/2013 12:15

Carrera (20:00 y 2 Vueltas) iniciado a 12:16:31



Competidores	Vueltas															
	0	1	2	3	4	5	6	7	8	9	10	11	12	13	14	
MARTINEZ , DORIAN (363)	1	363	363	363	11	11	11	11	11	11	11	11	363	363	363	363
UBACH SALA, SIMEO (24)	2	24	24	11	363	363	363	363	363	363	363	11	11	11	11	
PLO MOLINA, ROGER (54)	3	54	11	24	6	6	6	6	6	6	6	6	6	6	6	
ARNAU DE VERA, FERRAN (11)	4	11	54	54	54	54	54	54	54	54	54	54	12	12	12	
PERALES BOGUÑA, ANGEL (15)	5	15	15	6	15	15	15	15	15	15	15	15	12	15	15	
GARRALON LORITE, DANIEL (17)	6	17	6	15	46	46	46	46	46	12	12	12	15	46	46	
HERNANDEZ BLANCO, MARC (6)	7	6	70	70	24	70	12	12	12	46	46	46	46	54	54	
NOGUERA HIDALGO, JOAN (21)	8	21	21	46	70	12	70	21	21	21	21	21	21	21	21	
CASAS CERVERA, ORIOL (12)	9	12	12	21	12	21	21	70	25	25	25	70	70	70	70	
VARGAS CHAGLIA, JAVIER (70)	10	70	46	12	21	25	25	25	91	91	91	91	91	91	91	
SERENA ROMERO, JORDI (91)	11	91	25	25	25	91	91	91	70	70	70	25	25	25	25	
FONTANALS BENAVENT, MARC (25)	12	25	17	91	91	17	17	17	17	22	22	22	22	22	22	
SOLER MULLOR, DANIEL (22)	13	22	91	22	17	22	22	22	22	17	17	17	17	17	17	
PONS SOLA, NIL (46)	14	46	22	17	22											
-	15															



# Lliga Catalana Motocròs. Martorelles

MX 125 - MX Sots 18 4T

Circuit de Martorelles 1,500 km

2a Cursa

06/10/2013 12:15

Carrera (20:00 y 2 Vueltas) iniciado a 12:16:31

Lap	Lap Tm	Diff	Time of Day
<b>(363) MARTINEZ , DORIAN</b>			
1	1:45.516	+5.001	12:18:26.504
2	1:45.286	+4.771	12:20:11.790
3	1:44.385	+3.870	12:21:56.175
4	1:43.967	+3.452	12:23:40.142
5	1:44.259	+3.744	12:25:24.401
6	1:42.980	+2.465	12:27:07.381
7	1:42.695	+2.180	12:28:50.076
8	1:42.493	+1.978	12:30:32.569
9	1:41.460	+0.945	12:32:14.029
10	<b>1:40.515</b>		12:33:54.544
11	1:43.001	+2.486	12:35:37.545
12	1:43.030	+2.515	12:37:20.575
13	1:45.155	+4.640	12:39:05.730
14	1:44.261	+3.746	12:40:49.991

Lap	Lap Tm	Diff	Time of Day
<b>(11) ARNAU DE VERA, FERRAN</b>			
1	1:46.800	+5.196	12:18:28.792
2	1:43.664	+2.060	12:20:12.456
3	1:42.459	+0.855	12:21:54.915
4	<b>1:41.604</b>		12:23:36.519
5	1:42.649	+1.045	12:25:19.168
6	1:43.937	+2.333	12:27:03.105
7	1:43.506	+1.902	12:28:46.611
8	1:42.600	+0.996	12:30:29.211
9	1:42.103	+0.499	12:32:11.314
10	1:42.194	+0.590	12:33:53.508
11	1:44.666	+3.062	12:35:38.174
12	1:43.348	+1.744	12:37:21.522
13	1:44.804	+3.200	12:39:06.326
14	1:44.557	+2.953	12:40:50.883

Lap	Lap Tm	Diff	Time of Day
<b>(6) HERNANDEZ BLANCO, MARC</b>			
1	1:49.219	+6.679	12:18:31.720
2	1:44.490	+1.950	12:20:16.210
3	1:45.256	+2.716	12:22:01.466
4	1:42.813	+0.273	12:23:44.279
5	<b>1:42.540</b>		12:25:26.819
6	1:42.655	+0.115	12:27:09.474
7	1:43.105	+0.565	12:28:52.579
8	1:45.334	+2.794	12:30:37.913
9	1:46.686	+4.146	12:32:24.599
10	1:46.397	+3.857	12:34:10.996
11	1:47.361	+4.821	12:35:58.357
12	1:46.137	+3.597	12:37:44.494
13	1:47.688	+5.148	12:39:32.182
14	1:50.879	+8.339	12:41:23.061

Lap	Lap Tm	Diff	Time of Day
<b>(12) CASAS CERVERA, ORIOL</b>			
1	1:53.734	+11.002	12:18:36.529
2	1:50.798	+8.066	12:20:27.327
3	1:47.088	+4.356	12:22:14.415
4	1:47.432	+4.700	12:24:01.847
5	1:45.355	+2.623	12:25:47.202
6	1:43.817	+1.085	12:27:31.019
7	<b>1:42.732</b>		12:29:13.751
8	1:44.581	+1.849	12:30:58.332
9	1:45.090	+2.358	12:32:43.422
10	1:44.098	+1.366	12:34:27.520
11	1:44.645	+1.913	12:36:12.165
12	1:43.734	+1.002	12:37:55.899
13	1:45.677	+2.945	12:39:41.576
14	1:44.518	+1.786	12:41:26.094

Lap	Lap Tm	Diff	Time of Day
<b>(15) PERALES BOGUÑA, ANGEL</b>			

Lap	Lap Tm	Diff	Time of Day
1	1:48.711	+4.041	12:18:30.957
2	1:46.198	+1.528	12:20:17.155
3	1:46.532	+1.862	12:22:03.687
4	1:45.241	+0.571	12:23:48.928
5	<b>1:44.670</b>		12:25:33.598
6	1:45.519	+0.849	12:27:19.117
7	1:45.610	+0.940	12:29:04.727
8	1:46.287	+1.617	12:30:51.014
9	1:46.242	+1.572	12:32:37.256
10	1:46.709	+2.039	12:34:23.965
11	1:48.846	+4.176	12:36:12.811
12	1:46.474	+1.804	12:37:59.285
13	1:47.489	+2.819	12:39:46.774
14	1:49.041	+4.371	12:41:35.815

Lap	Lap Tm	Diff	Time of Day
<b>(21) NOGUERA HIDALGO, JOAN</b>			
1	1:53.391	+8.110	12:18:36.080
2	1:50.330	+5.049	12:20:26.410
3	1:48.164	+2.883	12:22:14.574
4	1:48.095	+2.814	12:24:02.669
5	1:48.963	+3.682	12:25:51.632
6	1:47.209	+1.928	12:27:38.841
7	1:45.401	+0.120	12:29:24.242
8	1:45.706	+0.425	12:31:09.948
9	1:45.568	+0.287	12:32:55.516
10	1:46.604	+1.323	12:34:42.120
11	1:45.913	+0.632	12:36:28.033
12	1:46.008	+0.727	12:38:14.041
13	<b>1:45.281</b>		12:39:59.322
14	1:46.814	+1.533	12:41:46.136

Lap	Lap Tm	Diff	Time of Day
<b>(46) PONS SOLA, NIL</b>			
1	1:53.707	+9.120	12:18:37.747
2	1:47.145	+2.558	12:20:24.892
3	1:45.790	+1.203	12:22:10.682
4	<b>1:44.587</b>		12:23:55.269
5	1:46.744	+2.157	12:25:42.013
6	1:45.364	+0.777	12:27:27.377
7	1:44.813	+0.226	12:29:12.190
8	1:46.359	+1.772	12:30:58.549
9	1:47.398	+2.811	12:32:45.947
10	1:48.217	+3.630	12:34:34.164
11	1:48.664	+4.077	12:36:22.228
12	1:47.481	+2.894	12:38:10.309
13	1:47.154	+2.567	12:39:57.463
14	1:50.329	+5.742	12:41:47.792

Lap	Lap Tm	Diff	Time of Day
<b>(70) VARGAS CHAGLIA, JAVIER</b>			
1	1:52.232	+4.358	12:18:35.166
2	1:49.395	+1.521	12:20:24.561
3	1:48.970	+1.096	12:22:13.531
4	<b>1:47.874</b>		12:24:01.405
5	1:49.630	+1.756	12:25:51.035
6	1:48.599	+0.725	12:27:39.634
7	2:18.151	+30.277	12:29:57.785
8	1:48.875	+1.001	12:31:46.660
9	1:50.245	+2.371	12:33:36.905
10	1:48.711	+0.837	12:35:25.616
11	1:49.212	+1.338	12:37:14.828
12	1:49.058	+1.184	12:39:03.886
13	1:50.188	+2.314	12:40:54.074

Lap	Lap Tm	Diff	Time of Day
<b>(91) SERENA ROMERO, JORDI</b>			
1	2:03.040	+13.878	12:18:46.264
2	1:55.070	+5.908	12:20:41.334
3	1:49.464	+0.302	12:22:30.798

Lap	Lap Tm	Diff	Time of Day
4	1:50.688	+1.526	12:24:21.486
5	1:50.893	+1.731	12:26:12.379
6	1:49.957	+0.795	12:28:02.336
7	1:49.591	+0.429	12:29:51.927
8	<b>1:49.162</b>		12:31:41.089
9	1:49.276	+0.114	12:33:30.365
10	1:58.878	+9.716	12:35:29.243
11	1:52.539	+3.377	12:37:21.782
12	1:52.469	+3.307	12:39:14.251
13	1:50.946	+1.784	12:41:05.197

Lap	Lap Tm	Diff	Time of Day
<b>(25) FONTANALS BENAVENT, MARC</b>			
1	2:00.395	+10.891	12:18:43.957
2	1:51.655	+2.151	12:20:35.612
3	1:52.448	+2.944	12:22:28.060
4	1:51.218	+1.714	12:24:19.278
5	1:50.354	+0.850	12:26:09.632
6	1:49.808	+0.304	12:27:59.440
7	1:50.293	+0.789	12:29:49.733
8	1:49.907	+0.403	12:31:39.640
9	<b>1:49.504</b>		12:33:29.144
10	2:21.923	+32.419	12:35:51.067
11	1:53.949	+4.445	12:37:45.016
12	1:55.243	+5.739	12:39:40.259
13	1:57.909	+8.405	12:41:38.168

Lap	Lap Tm	Diff	Time of Day
<b>(22) SOLER MULLOR, DANIEL</b>			
1	2:02.836	+6.567	12:18:46.496
2	<b>1:56.269</b>		12:20:42.765
3	2:12.506	+16.237	12:22:55.271
4	1:57.705	+1.436	12:24:52.976
5	1:59.465	+3.196	12:26:52.441
6	1:58.859	+2.590	12:28:51.300
7	2:00.623	+4.354	12:30:51.923
8	1:56.906	+0.637	12:32:48.829
9	1:59.648	+3.379	12:34:48.477
10	2:00.221	+3.952	12:36:48.698
11	1:58.162	+1.893	12:38:46.860
12	1:57.899	+1.630	12:40:44.759
13	2:02.726	+6.457	12:42:47.485

Lap	Lap Tm	Diff	Time of Day
<b>(17) GARRALON LORITE, DANIEL</b>			
1	2:02.754	+4.358	12:18:45.235
2	1:59.055	+0.659	12:20:44.290
3	1:59.738	+1.342	12:22:44.028
4	<b>1:58.396</b>		12:24:42.424
5	1:58.626	+0.230	12:26:41.050
6	1:59.770	+1.374	12:28:40.820
7	2:04.029	+5.633	12:30:44.849
8	2:08.256	+9.860	12:32:53.105
9	2:06.896	+8.500	12:35:00.001
10	2:02.580	+4.184	12:37:02.581
11	2:06.178	+7.782	12:39:08.759
12	2:07.173	+8.777	12:41:15.932

Lap	Lap Tm	Diff	Time of Day
<b>(54) PLO MOLINA, ROGER</b>			
1	1:47.579	+3.693	12:18:29.468
2	1:45.668	+1.782	12:20:15.136
3	1:47.399	+3.513	12:22:02.535
4	1:44.293	+0.407	12:23:46.828
5	<b>1:43.886</b>		12:25:30.714
6	1:44.463	+0.577	12:27:15.177
7	1:45.872	+1.986	12:29:01.049
8	1:44.922	+1.036	12:30:45.971
9	1:46.555	+2.669	12:32:32.526
10	1:46.044	+2.158	12:34:18.570

Lliga Catalana Motocròs. Martorelles

MX 125 - MX Sots 18 4T

Circuit de Martorelles 1,500 km

2a Cursa

06/10/2013 12:15

Carrera (20:00 y 2 Vueltas) iniciado a 12:16:31

Lap	Lap Tm	Diff	Time of Day
11	1:46.238	+2.352	12:36:04.808
12	2:07.651	+23.765	12:38:12.459
13	1:45.034	+1.148	12:39:57.493
<b>(24) UBACH SALA, SIMEO</b>			
1	1:46.289	+0.120	12:18:27.871
2	<b>1:46.169</b>		12:20:14.040
3	1:58.355	+12.186	12:22:12.395

Lap	Lap Tm	Diff	Time of Day
-----	--------	------	-------------

Lap	Lap Tm	Diff	Time of Day
-----	--------	------	-------------



Lliga Catalana Motocròs. Martorelles

MX 125 - MX Sots 18 4T

Circuit de Martorelles 1,500 km

FINALS MX 125 2T - MX SOTS 18 4T

Posició	Nº	Nombre	Total puntos	R1	R2	Total T°	Llicencia
<b>MX 125 2T</b>							
1	363	MARTINEZ , DORIAN	50	25	25	48:47.622	144760-GI
2	6	HERNANDEZ BLANCO, MARC	44	22	22	49:38.995	144200-GI
3	15	PERALES BOGUÑA, ANGEL	40	20	20	51:05.653	144119-B
4	25	FONTANALS BENAVENT, MARC	36	18	18	50:22.123	144158-B
5	24	UBACH SALA, SIMEO	0	0	0	22:42.274	144066-B
6	69	MOYA CASANOVAS, DAVID	0	0	0	0.000	144452-B
<b>MX Sots 18 4T</b>							
1	12	CASAS CERVERA, ORIOL	47	25	22	49:46.359	144347-B
2	11	ARNAU DE VERA, FERRAN	43	18	25	49:36.196	144208-GI
3	21	NOGUERA HIDALGO, JOAN	42	22	20	50:19.367	144085-B
4	70	VARGAS CHAGLIA, JAVIER	31	15	16	49:27.036	144290-B
5	91	SERENA ROMERO, JORDI	31	16	15	49:29.803	144092-B
6	17	GARRALON LORITE, DANIEL	27	14	13	49:26.268	144293-L
7	54	PLO MOLINA, ROGER	20	20	0	48:41.660	144402-B
8	46	PONS SOLA, NIL	18	0	18	46:13.390	144232-GI
9	22	SOLER MULLOR, DANIEL	14	0	14	51:10.421	145456-B

Lliga Catalana Motocròs. Martorelles

Clasificado por mejor tiempo de vuelta

MX 85 Cad-Juv

Circuit de Martorelles 1,500 km

Entr Conometrats

06/10/2013 09:25

Práctica (20:00 Tiempo) iniciado a 9:24:37

Pos.	Nº	Nom	Moto	Voltes	Millor Tm	En Volta	PEC	Categ
1	72	UBACH SALA, SALVADOR	SIN MARCA	10	1:51.609	4	1	MX85 Juv
2	67	MARTINEZ NOGUERA, YAGO	KAWASAKI	9	1:52.074	5	2	MX85 Juv
3	77	SANTIN D ARTEAGO,ALEX	KTM	9	1:53.283	4	3	MX85 Juv
4	59	AGUILAR ACEDO, FRANCESC	SIN MARCA	10	1:53.831	4	4	MX85 Juv
5	43	GASCO MARTINEZ, JAN	KTM	11	1:53.888	8	5	MX85 Juv
6	35	SEGU ROSA, ORIOL	KAWASAKI	8	1:54.169	4	6	MX85 Juv
7	84	TOMAS CASTILLO, ERIC	KTM	11	1:54.465	8	7	MX85 Juv
8	64	OTERO SAEZ, ROBERTO	KTM	11	1:54.476	9	8	MX85 Juv
9	250	OLIVER VILAR, ORIOL	KTM	10	1:56.141	5	9	MX85 Juv
10	94	MOMPART AÑAÑOS, RAMON	KTM	10	1:57.421	4	10	MX85 Juv
11	65	RIGAU CODINA, LLUIS	SIN MARCA	10	1:59.056	9	11	MX85 Juv
12	9	FARRES PLAZA, GUILLEM	KAWASAKI	10	2:01.029	6	12	MX85 Juv
13	46	SANCHEZ NEQUI, JANA	KTM	7	2:02.248	5	13	MX85 Juv
14	90	ANTOLIN CUERVO, MARC	SIN MARCA	9	2:02.268	6	14	MX85 Juv
15	17	VENDRELL MARTINEZ, ENRIC	KTM	10	2:04.185	6	1	MX85 Cad
16	75	COMELLAS SALA, GERARD	YAMAHA	9	2:09.114	7	15	MX85 Juv
17	457	PAZ JIMENEZ, MARC	KTM	6	2:10.624	5	16	MX85 Juv
18	73	MELGAREJO GOMEZ, ERIC	KAWASAKI	8	2:12.514	3	17	MX85 Juv
19	222	RUESTES GRANOLLES, TONI	KTM	8	2:14.999	7	18	MX85 Juv
20	85	VALERO PALOMARES, MARIONA	KTM	7	2:24.145	5	19	MX85 Juv

Jefe de cronometraje Nando Ribé

Orbits

Director de Carrera



SEGUROS  
**Ges**

www.mylaps.com

Licenciado a: Nando.Crono

Lliga Catalana Motocròs. Martorelles

Clasificado por vueltas

MX 85 Cad-Juv

Circuit de Martorelles 1,500 km

1a Cursa

06/10/2013 11:05

Carrera (15:00 y 2 Vueltas) iniciado a 11:11:36

Pos.	Nº	Nom	Moto	Voltes	Total T°	Millor Tm	En Volta	PEC	Categ
1	77	SANTIN D ARTEAGO,ALEX	KTM	10	19:20.830	1:52.852	3	1	MX85 Juv
2	72	UBACH SALA, SALVADOR	SIN MARCA	10	19:29.928	1:53.787	10	2	MX85 Juv
3	250	OLIVER VILAR, ORIOL	KTM	10	19:30.898	1:54.464	7	3	MX85 Juv
4	59	AGUILAR ACEDO, FRANCESC	SIN MARCA	10	19:44.191	1:55.157	4	4	MX85 Juv
5	65	RIGAU CODINA, LLUIS	SIN MARCA	10	20:14.164	1:57.863	3	5	MX85 Juv
6	84	TOMAS CASTILLO, ERIC	KTM	10	20:14.832	1:56.524	5	6	MX85 Juv
7	94	MOMPART AÑAÑOS, RAMON	KTM	10	20:15.476	1:58.271	6	7	MX85 Juv
8	17	VENDRELL MARTINEZ, ENRIC	KTM	10	20:23.278	1:56.041	4	1	MX85 Cad
9	35	SEGU ROSA, ORIOL	KAWASAKI	10	21:05.004	1:59.719	4	8	MX85 Juv
10	90	ANTOLIN CUERVO, MARC	SIN MARCA	10	21:23.902	2:04.665	4	9	MX85 Juv
11	43	GASCO MARTINEZ, JAN	KTM	9	19:45.997	1:54.864	8	10	MX85 Juv
12	64	OTERO SAEZ, ROBERTO	KTM	9	20:02.870	1:55.177	1	11	MX85 Juv
13	457	PAZ JIMENEZ, MARC	KTM	9	20:08.246	2:08.950	4	12	MX85 Juv
14	46	SANCHEZ NEQUI, JANA	KTM	9	20:47.983	2:07.758	9	13	MX85 Juv
15	222	RUESTES GRANOLLES, TONI	KTM	9	20:51.101	2:12.246	9	14	MX85 Juv
16	73	MELGAREJO GOMEZ, ERIC	KAWASAKI	9	21:18.936	2:07.752	7	15	MX85 Juv
17	85	VALERO PALOMARES, MARIONA	KTM	8	19:25.769	2:18.608	8	16	MX85 Juv
18	75	COMELLAS SALA, GERARD	YAMAHA	8	19:33.413	2:13.180	3	17	MX85 Juv
19	9	FARRES PLAZA, GUILLEM	KAWASAKI	8	19:43.533	2:02.709	8	18	MX85 Juv

No clasificado

NT	67	MARTINEZ NOGUERA, YAGO	KAWASAKI	8	15:56.909	1:55.071	8	NT	MX85 Juv
----	----	------------------------	----------	---	-----------	----------	---	----	----------

Margin of Victory	Avg. Speed	Best Lap Tm	Best Spd	Best Lap by
9.098	46,518	1:52.852	47,850	77 - SANTIN D ARTEAGO,ALEX

Jefe de cronometraje Nando Ribé

Orbits

Director de Carrera



SEGUROS  
**Ges**

www.mylaps.com

Licenciado a: Nando.Crono

Lliga Catalana Motocròs. Martorelles

Vuelta a vuelta

MX 85 Cad-Juv

Circuit de Martorelles 1,500 km

1a Cursa

06/10/2013 11:05

Carrera (15:00 y 2 Vueltas) iniciado a 11:11:36

Competidores	Vueltas											
	0	1	2	3	4	5	6	7	8	9	10	
OLIVER VILAR, ORIOL (250)	1	250	64	77	77	77	77	77	77	77	77	77
OTERO SAEZ, ROBERTO (64)	2	64	77	250	250	250	250	250	250	250	250	72
RIGAU CODINA, LLUIS (65)	3	65	250	72	72	72	72	72	72	72	72	250
SANTIN D ARTEAGO,ALEX (77)	4	77	72	59	59	59	59	59	59	59	59	59
AGUILAR ACEDO, FRANCESC (59)	5	59	59	65	65	67	67	67	67	67	65	65
UBACH SALA, SALVADOR (72)	6	72	65	67	67	65	65	65	65	65	84	84
MOMPART AÑAÑOS, RAMON (94)	7	94	94	94	94	94	94	94	94	94	94	94
PAZ JIMENEZ, MARC (457)	8	457	67	90	84	84	84	84	84	84	17	17
SANCHEZ NEQUI, JANA (46)	9	46	90	84	17	17	17	17	17	17	35	35
ANTOLIN CUERVO, MARC (90)	10	90	84	17	35	35	35	35	35	35	90	90
COMELLAS SALA, GERARD (75)	11	75	17	43	90	90	90	90	90	90	43	
MARTINEZ NOGUERA, YAGO (67)	12	67	457	35	457	457	457	457	457	43	64	
RUESTES GRANOLLES, TONI (222)	13	222	35	457	73	222	222	43	43	457	457	
MELGAREJO GOMEZ, ERIC (73)	14	73	43	73	222	46	73	73	64	64	46	
VALERO PALOMARES, MARIONA (85)	15	85	73	222	46	73	43	222	73	73	222	
TOMAS CASTILLO, ERIC (84)	16	84	75	46	75	43	46	64	222	222	73	
VENDRELL MARTINEZ, ENRIC (17)	17	17	222	75	85	85	64	46	46	46	46	
GASCO MARTINEZ, JAN (43)	18	43	85	85	43	64	85	85	85	85	85	
FARRES PLAZA, GUILLEM (9)	19	9	46	64	64	75	75	75	75	75	75	
SEGU ROSA, ORIOL (35)	20	35	9	9	9	9	9	9	9	9	9	

# Lliga Catalana Motocròs. Martorelles

MX 85 Cad-Juv

Circuit de Martorelles 1,500 km

1a Cursa

06/10/2013 11:05

Carrera (15:00 y 2 Vueltas) iniciado a 11:11:36

Lap	Lap Tm	Diff	Time of Day
<b>(77) SANTIN D ARTEAGO, ALEX</b>			
1	1:56.299	+3.447	11:13:43.190
2	1:54.236	+1.384	11:15:37.426
3	<b>1:52.852</b>		11:17:30.278
4	1:54.325	+1.473	11:19:24.603
5	1:54.328	+1.476	11:21:18.931
6	1:57.202	+4.350	11:23:16.133
7	1:54.467	+1.615	11:25:10.600
8	1:54.627	+1.775	11:27:05.227
9	1:53.408	+0.556	11:28:58.635
10	1:58.327	+5.475	11:30:56.962

Lap	Lap Tm	Diff	Time of Day
<b>(72) UBACH SALA, SALVADOR</b>			
1	1:59.082	+5.295	11:13:46.877
2	1:58.860	+5.073	11:15:45.737
3	1:55.281	+1.494	11:17:41.018
4	1:54.648	+0.861	11:19:35.666
5	1:55.666	+1.879	11:21:31.332
6	1:55.784	+1.997	11:23:27.116
7	1:55.493	+1.706	11:25:22.609
8	1:55.297	+1.510	11:27:17.906
9	1:54.367	+0.580	11:29:12.273
10	<b>1:53.787</b>		11:31:06.060

Lap	Lap Tm	Diff	Time of Day
<b>(250) OLIVER VILAR, ORIOL</b>			
1	1:59.486	+5.022	11:13:45.484
2	1:58.132	+3.668	11:15:43.616
3	1:56.035	+1.571	11:17:39.651
4	1:55.088	+0.624	11:19:34.739
5	1:54.964	+0.500	11:21:29.703
6	1:55.699	+1.235	11:23:25.402
7	<b>1:54.464</b>		11:25:19.866
8	1:56.014	+1.550	11:27:15.880
9	1:55.113	+0.649	11:29:10.993
10	1:56.037	+1.573	11:31:07.030

Lap	Lap Tm	Diff	Time of Day
<b>(59) AGUILAR ACEDO, FRANCESC</b>			
1	2:00.430	+5.273	11:13:47.621
2	1:59.322	+4.165	11:15:46.943
3	1:55.337	+0.180	11:17:42.280
4	<b>1:55.157</b>		11:19:37.437
5	1:55.643	+0.486	11:21:33.080
6	1:56.491	+1.334	11:23:29.571
7	1:55.237	+0.080	11:25:24.808
8	2:04.154	+8.997	11:27:28.962
9	1:55.557	+0.400	11:29:24.519
10	1:55.804	+0.647	11:31:20.323

Lap	Lap Tm	Diff	Time of Day
<b>(65) RIGAU CODINA, LLUIS</b>			
1	2:02.285	+4.422	11:13:49.172
2	1:59.879	+2.016	11:15:49.051
3	<b>1:57.863</b>		11:17:46.914
4	1:59.992	+2.129	11:19:46.906
5	1:59.208	+1.345	11:21:46.114
6	2:00.800	+2.937	11:23:46.914
7	2:00.158	+2.295	11:25:47.072
8	2:03.038	+5.175	11:27:50.110
9	2:00.562	+2.699	11:29:50.672
10	1:59.624	+1.761	11:31:50.296

Lap	Lap Tm	Diff	Time of Day
<b>(84) TOMAS CASTILLO, ERIC</b>			
1	2:14.409	+17.885	11:14:05.707
2	2:00.320	+3.796	11:16:06.027
3	2:00.372	+3.848	11:18:06.399
4	1:56.840	+0.316	11:20:03.239

Lap	Lap Tm	Diff	Time of Day
5	<b>1:56.524</b>		11:21:59.763
6	1:56.833	+0.309	11:23:56.596
7	1:58.065	+1.541	11:25:54.661
8	1:58.158	+1.634	11:27:52.819
9	1:58.333	+1.809	11:29:51.152
10	1:59.812	+3.288	11:31:50.964

Lap	Lap Tm	Diff	Time of Day
<b>(94) MOMPART AÑAÑOS, RAMON</b>			
1	2:02.792	+4.521	11:13:50.589
2	2:02.177	+3.906	11:15:52.766
3	2:01.198	+2.927	11:17:53.964
4	1:59.509	+1.238	11:19:53.473
5	2:00.542	+2.271	11:21:54.015
6	<b>1:58.271</b>		11:23:52.286
7	2:00.279	+2.008	11:25:52.565
8	1:59.533	+1.262	11:27:52.098
9	1:59.440	+1.169	11:29:51.538
10	2:00.070	+1.799	11:31:51.608

Lap	Lap Tm	Diff	Time of Day
<b>(17) VENDRELL MARTINEZ, ENRIC</b>			
1	2:15.058	+19.017	11:14:07.502
2	2:01.405	+5.364	11:16:08.907
3	2:00.703	+4.662	11:18:09.610
4	<b>1:56.041</b>		11:20:05.651
5	1:58.095	+2.054	11:22:03.746
6	1:56.093	+0.052	11:23:59.839
7	1:58.958	+2.917	11:25:58.797
8	2:00.189	+4.148	11:27:58.986
9	2:00.720	+4.679	11:29:59.706
10	1:59.704	+3.663	11:31:59.410

Lap	Lap Tm	Diff	Time of Day
<b>(35) SEGU ROSA, ORIOL</b>			
1	2:08.051	+8.332	11:14:09.907
2	2:00.526	+0.807	11:16:10.433
3	2:00.771	+1.052	11:18:11.204
4	<b>1:59.719</b>		11:20:10.923
5	2:12.640	+12.921	11:22:23.563
6	2:02.327	+2.608	11:24:25.890
7	2:02.190	+2.471	11:26:28.080
8	2:05.172	+5.453	11:28:33.252
9	2:03.484	+3.765	11:30:36.736
10	2:04.400	+4.681	11:32:41.136

Lap	Lap Tm	Diff	Time of Day
<b>(90) ANTOLIN CUERVO, MARC</b>			
1	2:09.288	+4.623	11:13:57.943
2	2:07.320	+2.655	11:16:05.263
3	2:06.806	+2.141	11:18:12.069
4	<b>2:04.665</b>		11:20:16.734
5	2:08.669	+4.004	11:22:25.403
6	2:10.656	+5.991	11:24:36.059
7	2:05.048	+0.383	11:26:41.107
8	2:05.470	+0.805	11:28:46.577
9	2:06.845	+2.180	11:30:53.422
10	2:06.612	+1.947	11:33:00.034

Lap	Lap Tm	Diff	Time of Day
<b>(43) GASCO MARTINEZ, JAN</b>			
1	2:09.125	+14.261	11:14:10.362
2	1:59.514	+4.650	11:16:09.876
3	3:12.247	+1:17.383	11:19:22.123
4	2:05.380	+10.516	11:21:27.503
5	2:04.754	+9.890	11:23:32.257
6	2:01.518	+6.654	11:25:33.775
7	1:57.597	+2.733	11:27:31.372
8	<b>1:54.864</b>		11:29:26.236
9	1:55.893	+1.029	11:31:22.129

Lap	Lap Tm	Diff	Time of Day
<b>(64) OTERO SAEZ, ROBERTO</b>			
1	<b>1:55.177</b>		11:13:41.542
2	4:13.620	+2:18.443	11:17:55.162
3	1:59.327	+4.150	11:19:54.489
4	1:58.787	+3.610	11:21:53.276
5	1:56.439	+1.262	11:23:49.715
6	1:57.521	+2.344	11:25:47.236
7	1:57.404	+2.227	11:27:44.640
8	1:57.237	+2.060	11:29:41.877
9	1:57.125	+1.948	11:31:39.002

Lap	Lap Tm	Diff	Time of Day
<b>(457) PAZ JIMENEZ, MARC</b>			
1	2:20.125	+11.175	11:14:08.345
2	2:17.110	+8.160	11:16:25.455
3	2:13.943	+4.993	11:18:39.398
4	<b>2:08.950</b>		11:20:48.348
5	2:10.256	+1.306	11:22:58.604
6	2:10.202	+1.252	11:25:08.806
7	2:13.418	+4.468	11:27:22.224
8	2:12.232	+3.282	11:29:34.456
9	2:09.922	+0.972	11:31:44.378

Lap	Lap Tm	Diff	Time of Day
<b>(46) SANCHEZ NEQUI, JANA</b>			
1	2:40.802	+33.044	11:14:29.177
2	2:17.054	+9.296	11:16:46.231
3	2:14.773	+7.015	11:19:01.004
4	2:15.869	+8.111	11:21:16.873
5	2:18.890	+11.132	11:23:35.763
6	2:16.170	+8.412	11:25:51.933
7	2:13.776	+6.018	11:28:05.709
8	2:10.648	+2.890	11:30:16.357
9	<b>2:07.758</b>		11:32:24.115

Lap	Lap Tm	Diff	Time of Day
<b>(222) RUESTES GRANOLLES, TONI</b>			
1	2:26.609	+14.363	11:14:16.515
2	2:16.076	+3.830	11:16:32.591
3	2:17.833	+5.587	11:18:50.424
4	2:19.397	+7.151	11:21:09.821
5	2:18.962	+6.716	11:23:28.783
6	2:15.631	+3.385	11:25:44.414
7	2:16.069	+3.823	11:28:00.483
8	2:14.504	+2.258	11:30:14.987
9	<b>2:12.246</b>		11:32:27.233

Lap	Lap Tm	Diff	Time of Day
<b>(73) MELGAREJO GOMEZ, ERIC</b>			
1	2:22.919	+15.167	11:14:13.442
2	2:13.403	+5.651	11:16:26.845
3	2:12.594	+4.842	11:18:39.439
4	2:38.617	+30.865	11:21:18.056
5	2:13.645	+5.893	11:23:31.701
6	2:09.385	+1.633	11:25:41.086
7	<b>2:07.752</b>		11:27:48.838
8	2:11.158	+3.406	11:29:59.996
9	2:55.072	+47.320	11:32:55.068

Lap	Lap Tm	Diff	Time of Day
<b>(85) VALERO PALOMARES, MARIONA</b>			
1	2:30.686	+12.078	11:14:21.473
2	2:28.073	+9.465	11:16:49.546
3	2:24.849	+6.241	11:19:14.395
4	2:22.973	+4.365	11:21:37.368
5	2:22.679	+4.071	11:24:00.047
6	2:22.739	+4.131	11:26:22.786
7	2:20.507	+1.899	11:28:43.293
8	<b>2:18.608</b>		11:31:01.901

Lap	Lap Tm	Diff	Time of Day
<b>(75) COMELLAS SALA, GERARD</b>			





Lliga Catalana Motocròs. Martorelles

Clasificado por vueltas

MX 85 Cad-Juv

Circuit de Martorelles 1,500 km

2a Cursa

06/10/2013 12:45

Carrera (15:00 y 2 Vueltas) iniciado a 12:45:21

Pos.	Nº	Nom	Moto	Voltes	Total T°	Millor Tm	En Volta	PEC	Categ
1	77	SANTIN D ARTEAGO, ALEX	KTM	10	18:41.063	1:50.149	3	1	MX85 Juv
2	<b>72</b>	UBACH SALA, SALVADOR	<b>SIN MARCA</b>	10	18:41.659	<b>1:47.032</b>	<b>10</b>	2	<b>MX85 Juv</b>
3	250	OLIVER VILAR, ORIOL	KTM	10	18:53.659	1:49.998	7	3	MX85 Juv
4	64	OTERO SAEZ, ROBERTO	KTM	10	19:00.088	1:50.315	9	4	MX85 Juv
5	67	MARTINEZ NOGUERA, YAGO	KAWASAKI	10	19:05.494	1:49.685	8	5	MX85 Juv
6	43	GASCO MARTINEZ, JAN	KTM	10	19:09.116	1:51.445	10	6	MX85 Juv
7	17	VENDRELL MARTINEZ, ENRIC	KTM	10	19:10.671	1:51.499	10	1	MX85 Cad
8	94	MOMPART AÑAÑOS, RAMON	KTM	10	20:06.266	1:54.084	4	7	MX85 Juv
9	59	AGUILAR ACEDO, FRANCESC	SIN MARCA	10	20:10.257	1:54.215	10	8	MX85 Juv
10	90	ANTOLIN CUERVO, MARC	SIN MARCA	10	20:12.421	1:57.201	6	9	MX85 Juv
11	46	SANCHEZ NEQUI, JANA	KTM	10	20:13.157	1:57.725	7	10	MX85 Juv
12	35	SEGU ROSA, ORIOL	KAWASAKI	10	20:37.248	1:58.731	3	11	MX85 Juv
13	84	TOMAS CASTILLO, ERIC	KTM	9	17:16.522	1:52.250	7	12	MX85 Juv
14	457	PAZ JIMENEZ, MARC	KTM	9	18:51.014	2:02.459	5	13	MX85 Juv
15	222	RUESTES GRANOLLES, TONI	KTM	9	19:34.129	2:05.710	5	14	MX85 Juv
16	9	FARRES PLAZA, GUILLEM	KAWASAKI	9	19:34.697	1:56.814	6	15	MX85 Juv
17	73	MELGAREJO GOMEZ, ERIC	KAWASAKI	9	19:57.198	2:05.882	4	16	MX85 Juv
18	75	COMELLAS SALA, GERARD	YAMAHA	9	20:33.152	2:06.847	8	17	MX85 Juv
19	85	VALERO PALOMARES, MARIONA	KTM	9	20:39.757	2:12.163	3	18	MX85 Juv

No clasificado

NE 65 RIGAU CODINA, LLUIS SIN MARCA 0 NE MX85 Juv

Margin of Victory	Avg. Speed	Best Lap Tm	Best Spd	Best Lap by
0.596	48,169	1:47.032	50,452	72 - UBACH SALA, SALVADOR

Jefe de cronometraje Nando Ribé

Orbits

Director de Carrera



SEGUROS  
**Ges**

www.mylaps.com

Licenciado a: Nando.Crono

Lliga Catalana Motocròs. Martorelles

Vuelta a vuelta

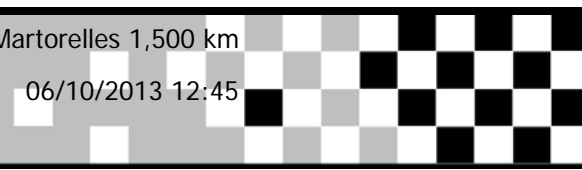
MX 85 Cad-Juv

Circuit de Martorelles 1,500 km

2a Cursa

06/10/2013 12:45

Carrera (15:00 y 1 Vueltas) iniciado a 12:45:21



Competidores	Vueltas											
	0	1	2	3	4	5	6	7	8	9	10	
GASCO MARTINEZ, JAN (43)	1	43	77	77	77	77	77	77	77	77	77	77
SANTIN D ARTEAGO,ALEX (77)	2	77	250	250	250	250	250	72	72	72	72	72
TOMAS CASTILLO, ERIC (84)	3	84	84	84	72	72	72	250	250	250	250	250
OLIVER VILAR, ORIOL (250)	4	250	72	72	84	64	64	64	64	64	64	64
MOMPART AÑAÑOS, RAMON (94)	5	94	43	64	64	84	84	84	84	67	67	67
UBACH SALA, SALVADOR (72)	6	72	67	43	43	43	43	43	67	84	84	43
OTERO SAEZ, ROBERTO (64)	7	64	64	67	67	67	67	67	43	43	43	17
MARTINEZ NOGUERA, YAGO (67)	8	67	17	17	17	17	17	17	17	17	17	94
VENDRELL MARTINEZ, ENRIC (17)	9	17	90	90	90	90	90	90	90	90	94	59
PAZ JIMENEZ, MARC (457)	10	457	457	9	9	9	9	9	46	94	90	90
AGUILAR ACEDO, FRANCESC (59)	11	59	9	46	46	46	46	46	94	46	46	46
SANCHEZ NEQUI, JANA (46)	12	46	46	457	457	457	94	94	59	59	59	35
ANTOLIN CUERVO, MARC (90)	13	90	222	35	35	94	59	59	35	35	35	
SEGU ROSA, ORIOL (35)	14	35	35	59	59	59	457	35	457	457	457	
FARRES PLAZA, GUILLEM (9)	15	9	73	94	94	35	35	457	222	222	222	
RUESTES GRANOLLES, TONI (222)	16	222	85	222	222	222	222	222	73	73	9	
COMELLAS SALA, GERARD (75)	17	75	59	73	73	73	73	73	9	9	73	
VALERO PALOMARES, MARIONA (85)	18	85	94	85	75	85	85	85	85	75	75	
MELGAREJO GOMEZ, ERIC (73)	19	73	75	75	85	75	75	75	75	85	85	
-	20											

Lliga Catalana Motocròs. Martorelles

MX 85 Cad-Juv

Circuit de Martorelles 1,500 km

2a Cursa

06/10/2013 12:45

Carrera (15:00 y 1 Vueltas) iniciado a 12:45:21

Lap	Lap Tm	Diff	Time of Day
<b>(77) SANTIN D ARTEAGO, ALEX</b>			
1	1:52.619	+2.470	12:47:25.069
2	1:51.189	+1.040	12:49:16.258
3	<b>1:50.149</b>		12:51:06.407
4	1:50.878	+0.729	12:52:57.285
5	1:51.561	+1.412	12:54:48.846
6	1:51.667	+1.518	12:56:40.513
7	1:50.172	+0.023	12:58:30.685
8	1:50.546	+0.397	13:00:21.231
9	1:51.369	+1.220	13:02:16.600
10	1:50.390	+0.241	13:04:02.990

Lap	Lap Tm	Diff	Time of Day
<b>(72) UBACH SALA, SALVADOR</b>			
1	1:58.583	+11.551	12:47:32.134
2	1:52.955	+5.923	12:49:25.089
3	1:51.706	+4.674	12:51:16.795
4	1:49.913	+2.881	12:53:06.708
5	1:51.214	+4.182	12:54:57.922
6	1:49.813	+2.781	12:56:47.735
7	1:49.961	+2.929	12:58:37.696
8	1:50.379	+3.347	13:00:28.075
9	1:48.479	+1.447	13:02:16.554
10	<b>1:47.032</b>		13:04:03.586

Lap	Lap Tm	Diff	Time of Day
<b>(250) OLIVER VILAR, ORIOL</b>			
1	1:55.700	+5.702	12:47:28.354
2	1:52.888	+2.890	12:49:21.242
3	1:52.630	+2.632	12:51:13.872
4	1:51.501	+1.503	12:53:05.373
5	1:51.704	+1.706	12:54:57.077
6	1:51.792	+1.794	12:56:48.869
7	<b>1:49.998</b>		12:58:38.867
8	1:51.213	+1.215	13:00:30.080
9	1:50.805	+0.807	13:02:20.885
10	1:54.701	+4.703	13:04:15.586

Lap	Lap Tm	Diff	Time of Day
<b>(64) OTERO SAEZ, ROBERTO</b>			
1	2:00.629	+10.314	12:47:34.389
2	1:51.226	+0.911	12:49:25.615
3	1:53.264	+2.949	12:51:18.879
4	1:52.228	+1.913	12:53:11.107
5	1:53.465	+3.150	12:55:04.572
6	1:51.327	+1.012	12:56:55.899
7	1:51.238	+0.923	12:58:47.137
8	1:51.405	+1.090	13:00:38.542
9	<b>1:50.315</b>		13:02:28.857
10	1:53.158	+2.843	13:04:22.015

Lap	Lap Tm	Diff	Time of Day
<b>(67) MARTINEZ NOGUERA, YAGO</b>			
1	1:59.827	+10.142	12:47:33.886
2	1:55.122	+5.437	12:49:29.008
3	1:53.387	+3.702	12:51:22.395
4	1:52.328	+2.643	12:53:14.723
5	1:52.263	+2.578	12:55:06.986
6	1:52.197	+2.512	12:56:59.183
7	1:50.883	+1.198	12:58:50.066
8	<b>1:49.685</b>		13:00:39.751
9	1:52.306	+2.621	13:02:32.057
10	1:55.364	+5.679	13:04:27.421

Lap	Lap Tm	Diff	Time of Day
<b>(43) GASCO MARTINEZ, JAN</b>			
1	2:01.550	+10.105	12:47:33.543
2	1:54.865	+3.420	12:49:28.408
3	1:52.669	+1.224	12:51:21.077
4	1:52.393	+0.948	12:53:13.470

Lap	Lap Tm	Diff	Time of Day
5	1:52.877	+1.432	12:55:06.347
6	1:52.412	+0.967	12:56:58.759
7	1:53.142	+1.697	12:58:51.901
8	1:53.778	+2.333	13:00:45.679
9	1:53.919	+2.474	13:02:39.598
10	<b>1:51.445</b>		13:04:31.043

Lap	Lap Tm	Diff	Time of Day
<b>(17) VENDRELL MARTINEZ, ENRIC</b>			
1	2:01.458	+9.959	12:47:35.518
2	1:54.634	+3.135	12:49:30.152
3	1:53.199	+1.700	12:51:23.351
4	1:52.809	+1.310	12:53:16.160
5	1:52.604	+1.105	12:55:08.764
6	1:54.247	+2.748	12:57:03.011
7	1:52.651	+1.152	12:58:55.662
8	1:51.928	+0.429	13:00:47.590
9	1:53.509	+2.010	13:02:41.099
10	<b>1:51.499</b>		13:04:32.598

Lap	Lap Tm	Diff	Time of Day
<b>(94) MOMPART AÑAÑOS, RAMON</b>			
1	2:34.310	+40.226	12:48:07.567
2	1:58.762	+4.678	12:50:06.329
3	1:54.869	+0.785	12:52:01.198
4	<b>1:54.084</b>		12:53:55.282
5	1:56.440	+2.356	12:55:51.722
6	1:54.639	+0.555	12:57:46.361
7	1:54.166	+0.082	12:59:40.527
8	1:55.572	+1.488	13:01:36.099
9	1:56.024	+1.940	13:03:32.123
10	1:56.070	+1.986	13:05:28.193

Lap	Lap Tm	Diff	Time of Day
<b>(59) AGUILAR ACEDO, FRANCESC</b>			
1	2:32.437	+38.222	12:48:06.989
2	1:57.420	+3.205	12:50:04.409
3	1:55.766	+1.551	12:52:00.175
4	1:56.212	+1.997	12:53:56.387
5	1:56.954	+2.739	12:55:53.341
6	1:54.952	+0.737	12:57:48.293
7	1:55.817	+1.602	12:59:44.110
8	1:56.868	+2.653	13:01:40.978
9	1:56.991	+2.776	13:03:37.969
10	<b>1:54.215</b>		13:05:32.184

Lap	Lap Tm	Diff	Time of Day
<b>(90) ANTOLIN CUERVO, MARC</b>			
1	2:06.792	+9.591	12:47:41.889
2	1:58.912	+1.711	12:49:40.801
3	1:58.205	+1.004	12:51:39.006
4	1:57.782	+0.581	12:53:36.788
5	1:57.790	+0.589	12:55:34.578
6	<b>1:57.201</b>		12:57:31.779
7	2:02.711	+5.510	12:59:34.490
8	2:01.174	+3.973	13:01:35.664
9	1:58.720	+1.519	13:03:34.384
10	1:59.964	+2.763	13:05:34.348

Lap	Lap Tm	Diff	Time of Day
<b>(46) SANCHEZ NEQUI, JANA</b>			
1	2:10.061	+12.336	12:47:44.812
2	2:00.857	+3.132	12:49:45.669
3	1:59.372	+1.647	12:51:45.041
4	1:58.872	+1.147	12:53:43.913
5	1:58.147	+0.422	12:55:42.060
6	1:58.714	+0.989	12:57:40.774
7	<b>1:57.725</b>		12:59:38.499
8	1:58.472	+0.747	13:01:36.971
9	2:00.182	+2.457	13:03:37.153
10	1:57.931	+0.206	13:05:35.084

Lap	Lap Tm	Diff	Time of Day
<b>(35) SEGU ROSA, ORIOL</b>			
1	2:23.729	+24.998	12:47:58.975
2	1:59.698	+0.967	12:49:58.673
3	<b>1:58.731</b>		12:51:57.404
4	2:00.205	+1.474	12:53:57.609
5	1:59.334	+0.603	12:55:56.943
6	2:00.713	+1.982	12:57:57.656
7	2:00.644	+1.913	12:59:58.300
8	2:00.127	+1.396	13:01:58.427
9	1:59.511	+0.780	13:03:57.938
10	2:01.237	+2.506	13:05:59.175

Lap	Lap Tm	Diff	Time of Day
<b>(84) TOMAS CASTILLO, ERIC</b>			
1	1:58.404	+6.154	12:47:30.989
2	1:53.015	+0.765	12:49:24.004
3	1:54.117	+1.867	12:51:18.121
4	1:54.271	+2.021	12:53:12.392
5	1:52.851	+0.601	12:55:05.243
6	1:52.389	+0.139	12:56:57.632
7	<b>1:52.250</b>		12:58:49.882
8	1:55.004	+2.754	13:00:44.886
9	1:53.563	+1.313	13:02:38.449

Lap	Lap Tm	Diff	Time of Day
<b>(457) PAZ JIMENEZ, MARC</b>			
1	2:08.497	+6.038	12:47:42.676
2	2:04.970	+2.511	12:49:47.646
3	2:03.376	+0.917	12:51:51.022
4	2:02.615	+0.156	12:53:53.637
5	<b>2:02.459</b>		12:55:56.096
6	2:02.905	+0.446	12:57:59.001
7	2:05.178	+2.719	13:00:04.179
8	2:03.973	+1.514	13:02:08.152
9	2:04.789	+2.330	13:04:12.941

Lap	Lap Tm	Diff	Time of Day
<b>(222) RUESTES GRANOLLES, TONI</b>			
1	2:20.953	+15.243	12:47:56.783
2	2:10.342	+4.632	12:50:07.125
3	2:06.935	+1.225	12:52:14.060
4	2:06.005	+0.295	12:54:20.065
5	<b>2:05.710</b>		12:56:25.775
6	2:06.263	+0.553	12:58:32.038
7	2:07.001	+1.291	13:00:39.039
8	2:08.622	+2.912	13:02:47.661
9	2:08.395	+2.685	13:04:56.056

Lap	Lap Tm	Diff	Time of Day
<b>(9) FARRÉS PLAZA, GUILLEM</b>			
1	2:07.959	+11.145	12:47:43.401
2	1:58.268	+1.454	12:49:41.669
3	1:57.950	+1.136	12:51:39.619
4	1:58.055	+1.241	12:53:37.674
5	1:57.348	+0.534	12:55:35.022
6	<b>1:56.814</b>		12:57:31.836
7	3:20.636	+1:23.822	13:00:52.472
8	2:02.816	+6.002	13:02:55.288
9	2:01.336	+4.522	13:04:56.624

Lap	Lap Tm	Diff	Time of Day
<b>(73) MELGAREJO GOMEZ, ERIC</b>			
1	2:23.915	+18.033	12:48:00.508
2	2:07.877	+1.995	12:50:08.385
3	2:06.935	+1.053	12:52:15.320
4	<b>2:05.882</b>		12:54:21.202
5	2:06.939	+1.057	12:56:28.141
6	2:08.142	+2.260	12:58:36.283
7	2:08.024	+2.142	13:00:44.307
8	2:08.808	+2.926	13:02:53.115

Jefe de cronometraje Nando Ribé

Orbits

Director de Carrera



SEGUROS Ges

www.mylaps.com  
Licenciado a: Nando.Crono

Lliga Catalana Motocròs. Martorelles

MX 85 Cad-Juv

Circuit de Martorelles 1,500 km

2a Cursa

06/10/2013 12:45

Carrera (15:00 y 1 Vueltas) iniciado a 12:45:21

Lap	Lap Tm	Diff	Time of Day
9	2:26.010	+20.128	13:05:19.125

(75) COMELLAS SALA, GERARD

Lap	Lap Tm	Diff	Time of Day
1	2:36.080	+29.233	12:48:12.254
2	2:09.023	+2.176	12:50:21.277
3	2:08.970	+2.123	12:52:30.247
4	2:35.559	+28.712	12:55:05.806
5	2:12.269	+5.422	12:57:18.075
6	2:09.993	+3.146	12:59:28.068
7	2:09.688	+2.841	13:01:37.756
8	<b>2:06.847</b>		13:03:44.603
9	2:10.476	+3.629	13:05:55.079

(85) VALERO PALOMARES, MARIONA

Lap	Lap Tm	Diff	Time of Day
1	2:27.176	+15.013	12:48:03.486
2	2:16.406	+4.243	12:50:19.892
3	<b>2:12.163</b>		12:52:32.055
4	2:16.000	+3.837	12:54:48.055
5	2:16.785	+4.622	12:57:04.840
6	2:16.056	+3.893	12:59:20.896
7	2:14.297	+2.134	13:01:35.193
8	2:12.496	+0.333	13:03:47.689
9	2:13.995	+1.832	13:06:01.684

Lap	Lap Tm	Diff	Time of Day
-----	--------	------	-------------

Lap	Lap Tm	Diff	Time of Day
-----	--------	------	-------------

Lliga Catalana Motocròs. Martorelles

MX 85 Cad-Juv

Circuit de Martorelles 1,500 km

FINALS MX 85 JUVENIL - CADET

Posició	Nº	Nombre	Total puntos	R1	R2	Total T°	Llicencia
<b>MX85 Cad</b>							
1	17	VENDRELL MARTINEZ, ENRIC	50	25	25	39:33.950	144819-B
<b>MX85 Juv</b>							
1	77	SANTIN D ARTEAGA,ALEX	50	25	25	38:01.894	144109-B
2	72	UBACH SALA, SALVADOR	44	22	22	38:11.588	144068-B
3	250	OLIVER VILAR, ORIOL	40	20	20	38:24.558	144657-GI
4	59	AGUILAR ACEDO, FRANCESC	31	18	13	39:54.449	146033-B
5	64	OTERO SAEZ, ROBERTO	28	10	18	39:02.959	144184-B
6	94	MOMPART AÑÑOS, RAMON	28	14	14	40:21.743	144427-B
7	43	GASCO MARTINEZ, JAN	26	11	15	38:55.114	144600-B
8	84	TOMAS CASTILLO, ERIC	24	15	9	37:31.355	144550-GI
9	90	ANTOLIN CUERVO, MARC	24	12	12	41:36.324	144277-B
10	35	SEGU ROSA, ORIOL	23	13	10	41:42.253	144381-T
11	46	SANCHEZ NEQUI, JANA	19	8	11	41:01.141	144596-GI
12	457	PAZ JIMENEZ, MARC	17	9	8	38:59.261	144755-B
13	67	MARTINEZ NOGUERA, YAGO	16	0	16	35:02.404	195386-PO
14	65	RIGAU CODINA, LLUIS	16	16	0	20:14.164	144897-GI
15	222	RUESTES GRANOLLES, TONI	14	7	7	40:25.231	146119-B
16	73	MELGAREJO GOMEZ, ERIC	11	6	5	41:16.135	144154-B
17	9	FARRES PLAZA, GUILLEM	9	3	6	39:18.231	144422-B
18	85	VALERO PALOMARES, MARIONA	8	5	3	40:05.527	144246-B
19	75	COMELLAS SALA, GERARD	8	4	4	40:06.566	144451-B

Lliga Catalana Motocròs. Martorelles

Clasificado por mejor tiempo de vuelta

MX 65

Circuit de Martorelles 1,500 km

Ent Cronometrats

06/10/2013 09:50

Práctica (20:00 Tiempo) iniciado a 9:50:43

Pos.	Nº	Nom	Moto	Voltes	Millor Tm	En Volta	PEC Categ
1	73	CANET ARDEVOL, EDGAR	KTM	8	2:26.973	5	1 MX 65
2	5	SANCHEZ GARCIA, RAUL	SIN MARCA	7	2:27.423	7	2 MX 65
3	713	PAVLIV , ILYA	KTM	7	2:27.855	5	3 MX 65
4	787	ZHILKIN, OANIL	KTM	6	2:28.083	4	4 MX 65
5	25	OLIVERAS BUSOMS, POL	KTM	6	2:35.526	5	5 MX 65
6	97	BALZARETTI, SANTIAGO	KTM	5	2:35.947	2	6 MX 65
7	87	QUIRANTE LORENZO, EDGAR	KAWASAKI	8	2:36.203	5	7 MX 65
8	82	BAENA LIMERES, KYLIAN	SIN MARCA	7	2:36.286	4	8 MX 65
9	23	ROJAS MOROS, PAU	KTM	6	2:41.088	4	9 MX 65
10	4	MONNE VILES, ADRIA	KTM	7	2:42.797	5	10 MX 65
11	66	MARTINEZ RUBIO, ERIC	KTM	5	2:44.783	2	11 MX 65
12	26	SUMOY ROVIRA, SAULO	KTM	3	2:50.494	2	12 MX 65
13	115	GARCIA PLANAS, ARNAU	SIN MARCA	5	2:55.325	2	13 MX 65
14	21	GELI QUINTANA, PAU	KTM	6	2:55.519	6	14 MX 65
15	17	GARCIA DELGADO, GERARD	ARCTIC-CAT	4	3:03.946	2	15 MX 65
16	18	AGEA MORENO, DANI	KTM	3	3:39.786	3	16 MX 65

Jefe de cronometraje Nando Ribé

Orbits

Director de Carrera



SEGUROS  
**Ges**

www.mylaps.com

Licenciado a: Nando.Crono



Lliga Catalana Motocròs. Martorelles

Clasificado por vueltas

MX 65

Circuit de Martorelles 1,500 km

1a Cursa

06/10/2013 11:30

Carrera (12:00 y 2 Vueltas) iniciado a 11:36:04

Pos.	Nº	Nom	Moto	Voltes	Total T°	Millor Tm	En Volta	PEC	Categ
1	5	SANCHEZ GARCIA, RAUL	SIN MARCA	8	16:47.954	2:03.085	3	1	MX 65
2	25	OLIVERAS BUSOMS, POL	KTM	8	16:57.137	2:01.359	6	2	MX 65
3	73	CANET ARDEVOL, EDGAR	KTM	8	17:17.235	2:03.137	6	3	MX 65
4	787	ZHILKIN, OANIL	KTM	8	17:32.098	2:06.637	4	4	MX 65
5	713	PAVLIV , ILYA	KTM	8	17:47.244	2:09.460	7	5	MX 65
6	87	QUIRANTE LORENZO, EDGAR	KAWASAKI	8	17:54.498	2:08.848	8	6	MX 65
7	4	MONNE VILES, ADRIA	KTM	8	17:55.123	2:08.904	5	7	MX 65
8	17	GARCIA DELGADO, GERARD	ARCTIC-CAT	8	18:19.711	2:07.878	8	8	MX 65
9	21	GELI QUINTANA, PAU	KTM	8	18:22.920	2:07.679	8	9	MX 65
10	82	BAENA LIMERES, KYLIAN	SIN MARCA	8	18:39.382	2:12.124	8	10	MX 65
11	23	ROJAS MOROS, PAU	KTM	8	18:47.522	2:14.901	6	11	MX 65
12	97	BALZARETTI, SANTIAGO	KTM	8	18:57.796	2:12.821	7	12	MX 65
13	66	MARTINEZ RUBIO, ERIC	KTM	7	17:01.868	2:19.237	3	13	MX 65
14	115	GARCIA PLANAS, ARNAU	SIN MARCA	7	17:11.278	2:15.673	5	14	MX 65
15	26	SUMOY ROVIRA, SAULO	KTM	7	17:47.044	2:26.734	4	15	MX 65

No clasificado

NT	18	AGEA MORENO, DANI	KTM	1	3:28.417	2:40.373	1	NT	MX 65
----	----	-------------------	-----	---	----------	----------	---	----	-------

Margin of Victory	Avg. Speed	Best Lap Tm	Best Spd	Best Lap by
9.183	42,859	2:01.359	44,496	25 - OLIVERAS BUSOMS, POL

Jefe de cronometraje Nando Ribé

Orbits

Director de Carrera



SEGUROS  
**Ges**

www.mylaps.com

Licenciado a: Nando.Crono

Lliga Catalana Motocròs. Martorelles

Vuelta a vuelta

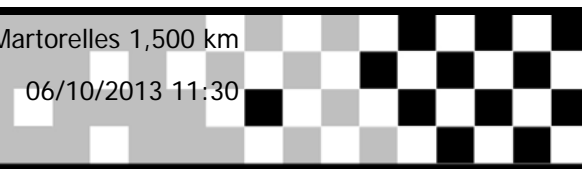
MX 65

Circuit de Martorelles 1,500 km

1a Cursa

06/10/2013 11:30

Carrera (12:00 y 2 Vueltas) iniciado a 11:36:04



Competidores	Vueltas								
	0	1	2	3	4	5	6	7	8
SANCHEZ GARCIA, RAUL (5)	1	5	5	5	5	5	5	5	5
PAVLIV , ILYA (713)	2	713	73	73	73	73	25	25	25
OLIVERAS BUSOMS, POL (25)	3	25	713	713	25	25	25	73	73
CANET ARDEVOL, EDGAR (73)	4	73	25	25	787	787	787	787	787
BAENA LIMERES, KYLIAN (82)	5	82	87	787	713	713	713	713	713
QUIRANTE LORENZO, EDGAR (87)	6	87	787	87	87	87	87	87	87
ZHILKIN, OANIL (787)	7	787	21	4	4	4	4	4	4
SUMOY ROVIRA, SAULO (26)	8	26	4	21	21	21	17	17	17
GELI QUINTANA, PAU (21)	9	21	17	17	17	17	21	21	21
ROJAS MOROS, PAU (23)	10	23	23	23	23	23	23	82	82
BALZARETTI, SANTIAGO (97)	11	97	82	82	82	82	82	23	23
GARCIA PLANAS, ARNAU (115)	12	115	26	26	66	66	97	97	97
GARCIA DELGADO, GERARD (17)	13	17	66	66	97	97	66	66	66
MONNE VILES, ADRIA (4)	14	4	115	115	26	26	115	115	115
MARTINEZ RUBIO, ERIC (66)	15	66	97	97	115	115	26	26	26
AGEA MORENO, DANI (18)	16	18	18						

Lliga Catalana Motocròs. Martorelles

MX 65

Circuit de Martorelles 1,500 km

1a Cursa

06/10/2013 11:30

Carrera (12:00 y 2 Vueltas) iniciado a 11:36:04

**(5) SANCHEZ GARCIA, RAUL**

Lap	Lap Tm	Diff	Time of Day
1	2:05.513	+2.428	11:38:20.607
2	2:03.495	+0.410	11:40:24.102
3	<b>2:03.085</b>		11:42:27.187
4	2:04.466	+1.381	11:44:31.653
5	2:03.692	+0.607	11:46:35.345
6	2:05.268	+2.183	11:48:40.613
7	2:04.751	+1.666	11:50:45.364
8	2:06.647	+3.562	11:52:52.011

**(25) OLIVERAS BUSOMS, POL**

Lap	Lap Tm	Diff	Time of Day
1	2:14.458	+13.099	11:38:30.952
2	2:10.175	+8.816	11:40:41.127
3	2:08.811	+7.452	11:42:49.938
4	2:02.796	+1.437	11:44:52.734
5	2:02.332	+0.973	11:46:55.066
6	<b>2:01.359</b>		11:48:56.425
7	2:01.538	+0.179	11:50:57.963
8	2:03.231	+1.872	11:53:01.194

**(73) CANET ARDEVOL, EDGAR**

Lap	Lap Tm	Diff	Time of Day
1	2:12.582	+9.445	11:38:29.150
2	2:07.096	+3.959	11:40:36.246
3	2:06.899	+3.762	11:42:43.145
4	2:06.922	+3.785	11:44:50.067
5	2:04.131	+0.994	11:46:54.198
6	<b>2:03.137</b>		11:48:57.335
7	2:03.763	+0.626	11:51:01.098
8	2:20.194	+17.057	11:53:21.292

**(787) ZHILKIN, OANIL**

Lap	Lap Tm	Diff	Time of Day
1	2:18.519	+11.882	11:38:36.121
2	2:10.064	+3.427	11:40:46.185
3	2:09.617	+2.980	11:42:55.802
4	<b>2:06.637</b>		11:45:02.439
5	2:06.712	+0.075	11:47:09.151
6	2:07.349	+0.712	11:49:16.500
7	2:08.058	+1.421	11:51:24.558
8	2:11.597	+4.960	11:53:36.155

**(713) PAVLIV, ILYA**

Lap	Lap Tm	Diff	Time of Day
1	2:14.666	+5.206	11:38:30.244
2	2:10.312	+0.852	11:40:40.556
3	2:19.362	+9.902	11:42:59.918
4	2:11.326	+1.866	11:45:11.244
5	2:09.997	+0.537	11:47:21.241
6	2:10.047	+0.587	11:49:31.288
7	<b>2:09.460</b>		11:51:40.748
8	2:10.553	+1.093	11:53:51.301

**(87) QUIRANTE LORENZO, EDGAR**

Lap	Lap Tm	Diff	Time of Day
1	2:18.075	+9.227	11:38:35.568
2	2:15.353	+6.505	11:40:50.921
3	2:12.990	+4.142	11:43:03.911
4	2:13.072	+4.224	11:45:16.983
5	2:11.516	+2.668	11:47:28.499
6	2:11.691	+2.843	11:49:40.190
7	2:09.517	+0.669	11:51:49.707
8	<b>2:08.848</b>		11:53:58.555

**(4) MONNE VILES, ADRIA**

Lap	Lap Tm	Diff	Time of Day
1	2:26.084	+17.180	11:38:45.507
2	2:15.766	+6.862	11:41:01.273
3	2:10.547	+1.643	11:43:11.820
4	2:10.236	+1.332	11:45:22.056

Lap	Lap Tm	Diff	Time of Day
5	<b>2:08.904</b>		11:47:30.960
6	2:09.379	+0.475	11:49:40.339
7	2:09.886	+0.982	11:51:50.225
8	2:08.955	+0.051	11:53:59.180

**(17) GARCIA DELGADO, GERARD**

Lap	Lap Tm	Diff	Time of Day
1	2:31.381	+23.503	11:38:50.605
2	2:18.755	+10.877	11:41:09.360
3	2:16.528	+8.650	11:43:25.888
4	2:13.565	+5.687	11:45:39.453
5	2:13.735	+5.857	11:47:53.188
6	2:13.163	+5.285	11:50:06.351
7	2:09.539	+1.661	11:52:15.890
8	<b>2:07.878</b>		11:54:23.768

**(21) GELI QUINTANA, PAU**

Lap	Lap Tm	Diff	Time of Day
1	2:26.682	+19.003	11:38:44.935
2	2:17.690	+10.011	11:41:02.625
3	2:13.422	+5.743	11:43:16.047
4	2:14.253	+6.574	11:45:30.300
5	2:12.797	+5.118	11:47:43.097
6	2:26.592	+18.913	11:50:09.689
7	2:09.609	+1.930	11:52:19.298
8	<b>2:07.679</b>		11:54:26.977

**(82) BAENA LIMERES, KYLIAN**

Lap	Lap Tm	Diff	Time of Day
1	2:36.424	+24.300	11:38:53.332
2	2:21.603	+9.479	11:41:14.935
3	2:18.666	+6.542	11:43:33.601
4	2:15.722	+3.598	11:45:49.323
5	2:16.627	+4.503	11:48:05.950
6	2:13.069	+0.945	11:50:19.019
7	2:12.296	+0.172	11:52:31.315
8	<b>2:12.124</b>		11:54:43.439

**(23) ROJAS MOROS, PAU**

Lap	Lap Tm	Diff	Time of Day
1	2:33.651	+18.750	11:38:52.165
2	2:19.737	+4.836	11:41:11.902
3	2:17.269	+2.368	11:43:29.171
4	2:15.681	+0.780	11:45:44.852
5	2:15.729	+0.828	11:48:00.581
6	<b>2:14.901</b>		11:50:15.482
7	2:18.598	+3.697	11:52:34.080
8	2:17.499	+2.598	11:54:51.579

**(97) BALZARETTI, SANTIAGO**

Lap	Lap Tm	Diff	Time of Day
1	2:58.748	+45.927	11:39:17.475
2	2:16.529	+3.708	11:41:34.004
3	2:17.811	+4.990	11:43:51.815
4	2:13.925	+1.104	11:46:05.740
5	2:13.847	+1.026	11:48:19.587
6	2:15.540	+2.719	11:50:35.127
7	<b>2:12.821</b>		11:52:47.948
8	2:13.905	+1.084	11:55:01.853

**(66) MARTINEZ RUBIO, ERIC**

Lap	Lap Tm	Diff	Time of Day
1	2:35.961	+16.724	11:38:56.160
2	2:28.596	+9.359	11:41:24.756
3	<b>2:19.237</b>		11:43:43.993
4	2:20.249	+1.012	11:46:04.242
5	2:20.214	+0.977	11:48:24.456
6	2:20.470	+1.233	11:50:44.926
7	2:20.999	+1.762	11:53:05.925

**(115) GARCIA PLANAS, ARNAU**

Lap	Lap Tm	Diff	Time of Day
1	2:51.120	+35.447	11:39:10.056

Lap	Lap Tm	Diff	Time of Day
2	2:23.157	+7.484	11:41:33.213
3	2:22.116	+6.443	11:43:55.329
4	2:23.970	+8.297	11:46:19.299
5	<b>2:15.673</b>		11:48:34.972
6	2:19.541	+3.868	11:50:54.513
7	2:20.822	+5.149	11:53:15.335

**(26) SUMOY ROVIRA, SAULO**

Lap	Lap Tm	Diff	Time of Day
1	2:36.335	+9.601	11:38:53.974
2	2:30.443	+3.709	11:41:24.417
3	2:27.935	+1.201	11:43:52.352
4	<b>2:26.734</b>		11:46:19.086
5	2:32.536	+5.802	11:48:51.622
6	2:31.942	+5.208	11:51:23.564
7	2:27.537	+0.803	11:53:51.101

**(18) AGEA MORENO, DANI**

Lap	Lap Tm	Diff	Time of Day
1	<b>2:40.373</b>		11:39:32.474

Lliga Catalana Motocròs. Martorelles

Clasificado por vueltas

MX 65

Circuit de Martorelles 1,500 km

2a Cursa

06/10/2013 13:10

Carrera (12:00 y 2 Vueltas) iniciado a 13:09:31

Pos.	Nº	Nom	Moto	Voltes	Total T°	Millor Tm	En Volta	PEC	Categ
1	5	SANCHEZ GARCIA, RAUL	SIN MARCA	8	16:09.862	1:57.231	3	1	MX 65
2	25	OLIVERAS BUSOMS, POL	KTM	8	16:28.353	1:59.635	2	2	MX 65
3	787	ZHILKIN, OANIL	KTM	8	16:31.072	2:00.905	8	3	MX 65
4	73	CANET ARDEVOL, EDGAR	KTM	8	16:31.881	2:00.588	8	4	MX 65
5	87	QUIRANTE LORENZO, EDGAR	KAWASAKI	8	17:15.135	2:04.536	8	5	MX 65
6	21	GELI QUINTANA, PAU	KTM	8	17:16.020	2:03.762	7	6	MX 65
7	713	PAVLIV , ILYA	KTM	8	17:22.837	2:07.148	8	7	MX 65
8	4	MONNE VILES, ADRIA	KTM	8	17:23.297	2:06.065	7	8	MX 65
9	17	GARCIA DELGADO, GERARD	ARCTIC-CAT	8	17:27.675	2:06.533	3	9	MX 65
10	23	ROJAS MOROS, PAU	KTM	8	17:59.717	2:10.821	7	10	MX 65
11	82	BAENA LIMERES, KYLIAN	SIN MARCA	8	18:13.232	2:13.753	5	11	MX 65
12	66	MARTINEZ RUBIO, ERIC	KTM	7	16:17.923	2:12.944	7	12	MX 65
13	97	BALZARETTI, SANTIAGO	KTM	7	16:29.912	2:10.429	2	13	MX 65
14	26	SUMOY ROVIRA, SAULO	KTM	7	17:02.166	2:20.442	2	14	MX 65
15	18	AGEA MORENO, DANI	KTM	7	17:41.372	2:21.117	2	15	MX 65

No clasificado

NT	115	GARCIA PLANAS, ARNAU	SIN MARCA	4	10:18.012	2:19.470	2	NT	MX 65
----	-----	----------------------	-----------	---	-----------	----------	---	----	-------

Margin of Victory	Avg. Speed	Best Lap Tm	Best Spd	Best Lap by
18.491	44,542	1:57.231	46,063	5 - SANCHEZ GARCIA, RAUL

Jefe de cronometraje Nando Ribé

Orbits

Director de Carrera



SEGUROS  
**Ges**

www.mylaps.com

Licenciado a: Nando.Crono

Lliga Catalana Motocròs. Martorelles

Vuelta a vuelta

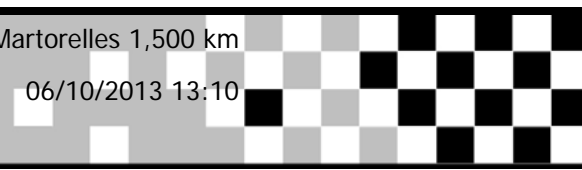
MX 65

Circuit de Martorelles 1,500 km

2a Cursa

06/10/2013 13:10

Carrera (12:00 y 2 Vueltas) iniciado a 13:09:31



Competidores	Vueltas								
	0	1	2	3	4	5	6	7	8
SANCHEZ GARCIA, RAUL (5)	1	5	5	5	5	5	5	5	5
OLIVERAS BUSOMS, POL (25)	2	25	25	25	25	25	25	25	25
CANET ARDEVOL, EDGAR (73)	3	73	73	787	787	787	787	787	787
ZHILKIN, OANIL (787)	4	787	787	73	73	73	73	73	73
PAVLIV , ILYA (713)	5	713	713	713	713	87	87	21	87
GELI QUINTANA, PAU (21)	6	21	21	87	21	87	713	21	87
QUIRANTE LORENZO, EDGAR (87)	7	87	87	21	87	21	21	713	4
BALZARETTI, SANTIAGO (97)	8	97	97	97	17	17	17	4	713
GARCIA DELGADO, GERARD (17)	9	17	17	17	4	4	4	17	17
BAENA LIMERES, KYLIAN (82)	10	82	82	4	82	23	23	23	23
ROJAS MOROS, PAU (23)	11	23	4	82	23	82	82	82	82
SUMOY ROVIRA, SAULO (26)	12	26	23	23	66	66	66	66	66
MARTINEZ RUBIO, ERIC (66)	13	66	26	66	26	26	97	97	97
GARCIA PLANAS, ARNAU (115)	14	115	66	26	97	97	26	26	26
MONNE VILES, ADRIA (4)	15	4	115	115	115	18	18	18	18
AGEA MORENO, DANI (18)	16	18	18	18	18	115			

# Lliga Catalana Motocròs. Martorelles

MX 65

Circuit de Martorelles 1,500 km

2a Cursa

06/10/2013 13:10

Carrera (12:00 y 2 Vueltas) iniciado a 13:09:31

Lap	Lap Tm	Diff	Time of Day
<b>(5) SANCHEZ GARCIA, RAUL</b>			
1	2:01.609	+4.378	13:11:43.969
2	1:59.648	+2.417	13:13:43.617
3	<b>1:57.231</b>		13:15:40.848
4	1:59.809	+2.578	13:17:40.657
5	1:59.360	+2.129	13:19:40.017
6	1:59.660	+2.429	13:21:39.677
7	1:59.939	+2.708	13:23:39.616
8	2:01.592	+4.361	13:25:41.208

Lap	Lap Tm	Diff	Time of Day
<b>(25) OLIVERAS BUSOMS, POL</b>			
1	2:02.664	+3.029	13:11:45.175
2	<b>1:59.635</b>		13:13:44.810
3	1:59.743	+0.108	13:15:44.553
4	2:02.958	+3.323	13:17:47.511
5	2:05.919	+6.284	13:19:53.430
6	2:01.072	+1.437	13:21:54.502
7	2:02.172	+2.537	13:23:56.674
8	2:03.025	+3.390	13:25:59.699

Lap	Lap Tm	Diff	Time of Day
<b>(787) ZHILKIN, OANIL</b>			
1	2:05.939	+5.034	13:11:49.477
2	2:02.497	+1.592	13:13:51.974
3	2:01.101	+0.196	13:15:53.075
4	2:02.070	+1.165	13:17:55.145
5	2:02.097	+1.192	13:19:57.242
6	2:02.060	+1.155	13:21:59.302
7	2:02.211	+1.306	13:24:01.513
8	<b>2:00.905</b>		13:26:02.418

Lap	Lap Tm	Diff	Time of Day
<b>(73) CANET ARDEVOL, EDGAR</b>			
1	2:05.635	+5.047	13:11:48.907
2	2:03.712	+3.124	13:13:52.619
3	2:01.657	+1.069	13:15:54.276
4	2:02.651	+2.063	13:17:56.927
5	2:01.421	+0.833	13:19:58.348
6	2:01.551	+0.963	13:21:59.899
7	2:02.740	+2.152	13:24:02.639
8	<b>2:00.588</b>		13:26:03.227

Lap	Lap Tm	Diff	Time of Day
<b>(87) QUIRANTE LORENZO, EDGAR</b>			
1	2:14.876	+10.340	13:11:59.129
2	2:07.121	+2.585	13:14:06.250
3	2:09.959	+5.423	13:16:16.209
4	2:06.614	+2.078	13:18:22.823
5	2:06.093	+1.557	13:20:28.916
6	2:07.097	+2.561	13:22:36.013
7	2:05.932	+1.396	13:24:41.945
8	<b>2:04.536</b>		13:26:46.481

Lap	Lap Tm	Diff	Time of Day
<b>(21) GELI QUINTANA, PAU</b>			
1	2:13.945	+10.183	13:11:58.045
2	2:09.530	+5.768	13:14:07.575
3	2:08.029	+4.267	13:16:15.604
4	2:08.791	+5.029	13:18:24.395
5	2:07.016	+3.254	13:20:31.411
6	2:06.024	+2.262	13:22:37.435
7	<b>2:03.762</b>		13:24:41.197
8	2:06.169	+2.407	13:26:47.366

Lap	Lap Tm	Diff	Time of Day
<b>(713) PAVLIV , ILYA</b>			
1	2:12.109	+4.961	13:11:55.870
2	2:09.913	+2.765	13:14:05.783
3	2:08.720	+1.572	13:16:14.503
4	2:07.818	+0.670	13:18:22.321

Lap	Lap Tm	Diff	Time of Day
5	2:07.858	+0.710	13:20:30.179
6	2:09.378	+2.230	13:22:39.557
7	2:07.478	+0.330	13:24:47.035
8	<b>2:07.148</b>		13:26:54.183

Lap	Lap Tm	Diff	Time of Day
<b>(4) MONNE VILES, ADRIA</b>			
1	2:19.013	+12.948	13:12:05.337
2	2:07.560	+1.495	13:14:12.897
3	2:07.438	+1.373	13:16:20.335
4	2:06.584	+0.519	13:18:26.919
5	2:06.413	+0.348	13:20:33.332
6	2:07.182	+1.117	13:22:40.514
7	<b>2:06.065</b>		13:24:46.579
8	2:08.064	+1.999	13:26:54.643

Lap	Lap Tm	Diff	Time of Day
<b>(17) GARCIA DELGADO, GERARD</b>			
1	2:16.568	+10.035	13:12:01.486
2	2:10.292	+3.759	13:14:11.778
3	<b>2:06.533</b>		13:16:18.311
4	2:07.391	+0.858	13:18:25.702
5	2:06.885	+0.352	13:20:32.587
6	2:08.880	+2.347	13:22:41.467
7	2:08.093	+1.560	13:24:49.560
8	2:09.461	+2.928	13:26:59.021

Lap	Lap Tm	Diff	Time of Day
<b>(23) ROJAS MOROS, PAU</b>			
1	2:23.291	+12.470	13:12:08.745
2	2:12.022	+1.201	13:14:20.767
3	2:12.193	+1.372	13:16:32.960
4	2:11.359	+0.538	13:18:44.319
5	2:12.070	+1.249	13:20:56.389
6	2:11.177	+0.356	13:23:07.566
7	<b>2:10.821</b>		13:25:18.387
8	2:12.676	+1.855	13:27:31.063

Lap	Lap Tm	Diff	Time of Day
<b>(82) BAENA LIMERES, KYLIAN</b>			
1	2:18.434	+4.681	13:12:03.692
2	2:14.118	+0.365	13:14:17.810
3	2:14.323	+0.570	13:16:32.133
4	2:16.169	+2.416	13:18:48.302
5	<b>2:13.753</b>		13:21:02.055
6	2:13.923	+0.170	13:23:15.978
7	2:14.306	+0.553	13:25:30.284
8	2:14.294	+0.541	13:27:44.578

Lap	Lap Tm	Diff	Time of Day
<b>(66) MARTINEZ RUBIO, ERIC</b>			
1	2:28.106	+15.162	13:12:14.152
2	2:17.887	+4.943	13:14:32.039
3	2:16.555	+3.611	13:16:48.594
4	2:15.178	+2.234	13:19:03.772
5	2:16.873	+3.929	13:21:20.645
6	2:15.680	+2.736	13:23:36.325
7	<b>2:12.944</b>		13:25:49.269

Lap	Lap Tm	Diff	Time of Day
<b>(97) BALZARETTI, SANTIAGO</b>			
1	2:15.532	+5.103	13:12:00.120
2	<b>2:10.429</b>		13:14:10.549
3	3:01.498	+51.069	13:17:12.047
4	2:12.789	+2.360	13:19:24.836
5	2:11.942	+1.513	13:21:36.778
6	2:12.266	+1.837	13:23:49.044
7	2:12.214	+1.785	13:26:01.258

Lap	Lap Tm	Diff	Time of Day
<b>(26) SUMOY ROVIRA, SAULO</b>			
1	2:27.827	+7.385	13:12:13.318
2	<b>2:20.442</b>		13:14:33.760

Jefe de cronometraje Nando Ribé

Orbits

Director de Carrera



www.mylaps.com

Licenciado a: Nando.Crono

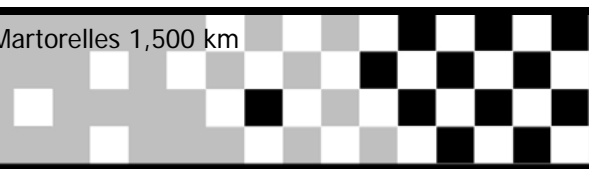


Lliga Catalana Motocròs. Martorelles

MX 65

Circuit de Martorelles 1,500 km

FINAL MX 65



Posició	Nº	Nombre	Total puntos	R1	R2	Total T°	Llicencia
1	5	SANCHEZ GARCIA, RAUL	50	25	25	32:57.816	144552-GI
2	25	OLIVERAS BUSOMS, POL	44	22	22	33:25.490	144532-GI
3	787	ZHILKIN, OANIL	38	18	20	34:03.170	144334-B
4	73	CANET ARDEVOL, EDGAR	38	20	18	33:49.116	144074-B
5	87	QUIRANTE LORENZO, EDGAR	31	15	16	35:09.633	146096-GI
6	713	PAVLIV , ILYA	30	16	14	35:10.081	144299-B
7	21	GELI QUINTANA, PAU	27	12	15	35:38.940	146122-GI
8	4	MONNE VILES, ADRIA	27	14	13	35:18.420	144789-L
9	17	GARCIA DELGADO, GERARD	25	13	12	35:47.386	144394-B
10	23	ROJAS MOROS, PAU	21	10	11	36:47.239	144239-B
11	82	BAENA LIMERES, KYLIAN	21	11	10	36:52.614	144145-B
12	66	MARTINEZ RUBIO, ERIC	17	8	9	33:19.791	144958-B
13	97	BALZARETTI, SANTIAGO	17	9	8	35:27.708	144733-B
14	26	SUMOY ROVIRA, SAULO	13	6	7	34:49.210	144496-T
15	115	GARCIA PLANAS, ARNAU	7	7	0	27:29.290	145740-GI
16	18	AGEA MORENO, DANI	6	0	6	21:09.789	145718-GI

Lliga Catalana Motocròs. Martorelles

Clasificado por mejor tiempo de vuelta

MX 50

Circuit de Martorelles 1,500 km

Ent Cronometrats

06/10/2013 10:15

Pràctica (15:00 Tiempo) iniciado a 10:20:53

Pos.	Nº	Nom	Moto	Voltes	Millor Tm	En Volta	PEC Categ
1	27	MAGRIA ADELL, PAU	KTM	4	2:29.140	4	1 MX 50
2	10	PUIG CUMI, VICTOR	SIN MARCA	4	2:35.846	3	2 MX 50
3	71	PABLO ARANDA, MARC	KTM	5	2:38.544	5	3 MX 50
4	6	CAÑADAS GONZALEZ, JOEL	KTM	4	2:49.551	3	4 MX 50
5	8	DOMINGUEZ OLIVA, YAGO	YAMAHA	4	2:51.851	3	5 MX 50
6	43	PEREZ GIMENEZ, MARC	KTM	4	2:55.773	4	6 MX 50
7	95	SANCHEZ ESCUER, EDGAR	HUSQVARNA	4	2:56.439	3	7 MX 50
8	59	MESTRES PLA, MARÇAL	KTM	4	2:57.684	3	8 MX 50
9	20	GALLART TORRES, ROGER	KTM	5	3:04.533	2	9 MX 50
10	21	GALLART TORRES, SERGI	KTM			0	10 MX 50
11	177	BALZARETTI, CARLO	KTM			0	11 MX 50
12	70	CAMPS FABRIA, XAVIER				0	12

Lliga Catalana Motocròs. Martorelles

Clasificado por vueltas

MX 50

Circuit de Martorelles 1,500 km

1a Cursa

06/10/2013 11:50

Carrera (10:00 y 2 Vueltas) iniciado a 11:57:02

Pos.	Nº	Nom	Moto	Voltes	Total T°	Millor Tm	En Volta	PEC	Categ
1	27	MAGRIA ADELL, PAU	KTM	7	15:10.856	2:06.730	6	1	MX 50
2	10	PUIG CUMI, VICTOR	SIN MARCA	7	15:32.525	2:06.922	3	2	MX 50
3	71	PABLO ARANDA, MARC	KTM	7	16:01.206	2:11.843	6	3	MX 50
4	43	PEREZ GIMENEZ, MARC	KTM	7	16:32.399	2:18.192	6	4	MX 50
5	59	MESTRES PLA, MARÇAL	KTM	7	16:49.604	2:17.881	6	5	MX 50
6	8	DOMINGUEZ OLIVA, YAGO	YAMAHA	7	16:55.512	2:14.162	6	6	MX 50
7	20	GALLART TORRES, ROGER	KTM	7	17:05.424	2:21.904	4	7	MX 50
8	95	SANCHEZ ESCUER, EDGAR	HUSQVARNA	7	17:34.471	2:25.934	6	8	MX 50
9	6	CAÑADAS GONZALEZ, JOEL	KTM	6	15:16.755	2:16.731	6	9	MX 50
10	70	CAMPS FABRIA, XAVIER		6	17:20.494	2:44.226	2	10	MX 50
11	21	GALLART TORRES, SERGI	KTM	6	17:58.567	2:41.074	2	11	MX 50
12	177	BALZARETTI, CARLO	KTM	3	15:35.610	4:22.047	1	12	MX 50

Margin of Victory

Avg. Speed

Best Lap Tm

Best Spd

Best Lap by

21.669

41,499

2:06.730

42,610

27 - MAGRIA ADELL, PAU

Jefe de cronometraje Nando Ribé

Orbits

Director de Carrera



SEGUROS  
**Ges**

www.mylaps.com

Licenciado a: Nando.Crono

Lliga Catalana Motocròs. Martorelles

Vuelta a vuelta

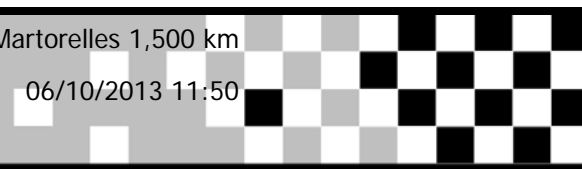
MX 50

Circuit de Martorelles 1,500 km

1a Cursa

06/10/2013 11:50

Carrera (10:00 y 2 Vueltas) iniciado a 11:57:02



Competidores	Vueltas							
	0	1	2	3	4	5	6	7
MAGRIA ADELL, PAU (27)	1	27	27	27	27	27	27	27
PUIG CUMI, VICTOR (10)	2	10	10	10	10	10	10	10
PEREZ GIMENEZ, MARC (43)	3	43	71	71	71	71	71	71
PABLO ARANDA, MARC (71)	4	71	43	43	43	43	43	43
MESTRES PLA, MARÇAL (59)	5	59	59	59	6	6	59	59
SANCHEZ ESCUER, EDGAR (95)	6	95	6	6	59	59	8	8
DOMINGUEZ OLIVA, YAGO (8)	7	8	20	20	8	8	20	20
GALLART TORRES, ROGER (20)	8	20	8	8	20	20	95	95
CAMPS FABRIA, XAVIER (70)	9	70	95	95	95	95	6	6
CAÑADAS GONZALEZ, JOEL (6)	10	6	70	21	21	21	21	70
GALLART TORRES, SERGI (21)	11	21	21	70	70	70	70	21
BALZARETTI, CARLO (177)	12	177	177	177	177			

Lliga Catalana Motocròs. Martorelles

MX 50

Circuit de Martorelles 1,500 km

1a Cursa

06/10/2013 11:50

Carrera (10:00 y 2 Vueltas) iniciado a 11:57:02

Lap	Lap Tm	Diff	Time of Day
<b>(27) MAGRIA ADELL, PAU</b>			
1	2:10.736	+4.006	11:59:24.061
2	2:09.934	+3.204	12:01:33.995
3	2:08.489	+1.759	12:03:42.484
4	2:07.448	+0.718	12:05:49.932
5	2:06.913	+0.183	12:07:56.845
6	<b>2:06.730</b>		12:10:03.575
7	2:09.286	+2.556	12:12:12.861

Lap	Lap Tm	Diff	Time of Day
<b>(10) PUIG CUMI, VICTOR</b>			
1	2:12.371	+5.449	11:59:26.853
2	2:16.884	+9.962	12:01:43.737
3	<b>2:06.922</b>		12:03:50.659
4	2:09.189	+2.267	12:05:59.848
5	2:13.231	+6.309	12:08:13.079
6	2:11.210	+4.288	12:10:24.289
7	2:10.241	+3.319	12:12:34.530

Lap	Lap Tm	Diff	Time of Day
<b>(71) PABLO ARANDA, MARC</b>			
1	2:23.701	+11.858	11:59:39.211
2	2:14.388	+2.545	12:01:53.599
3	2:14.111	+2.268	12:04:07.710
4	2:15.263	+3.420	12:06:22.973
5	2:14.076	+2.233	12:08:37.049
6	<b>2:11.843</b>		12:10:48.892
7	2:14.319	+2.476	12:13:03.211

Lap	Lap Tm	Diff	Time of Day
<b>(43) PEREZ GIMENEZ, MARC</b>			
1	2:25.495	+7.303	11:59:40.035
2	2:19.787	+1.595	12:01:59.822
3	2:19.721	+1.529	12:04:19.543
4	2:18.238	+0.046	12:06:37.781
5	2:18.671	+0.479	12:08:56.452
6	<b>2:18.192</b>		12:11:14.644
7	2:19.760	+1.568	12:13:34.404

Lap	Lap Tm	Diff	Time of Day
<b>(59) MESTRES PLA, MARÇAL</b>			
1	2:25.731	+7.850	11:59:41.891
2	2:19.026	+1.145	12:02:00.917
3	2:19.766	+1.885	12:04:20.683
4	2:19.435	+1.554	12:06:40.118
5	2:17.899	+0.018	12:08:58.017
6	<b>2:17.881</b>		12:11:15.898
7	2:35.711	+17.830	12:13:51.609

Lap	Lap Tm	Diff	Time of Day
<b>(8) DOMINGUEZ OLIVA, YAGO</b>			
1	2:31.551	+17.389	11:59:48.226
2	2:21.680	+7.518	12:02:09.906
3	2:19.413	+5.251	12:04:29.319
4	2:16.433	+2.271	12:06:45.752
5	2:17.580	+3.418	12:09:03.332
6	<b>2:14.162</b>		12:11:17.494
7	2:40.023	+25.861	12:13:57.517

Lap	Lap Tm	Diff	Time of Day
<b>(20) GALLART TORRES, ROGER</b>			
1	2:28.325	+6.421	11:59:45.257
2	2:22.371	+0.467	12:02:07.628
3	2:23.765	+1.861	12:04:31.393
4	<b>2:21.904</b>		12:06:53.297
5	2:24.090	+2.186	12:09:17.387
6	2:23.727	+1.823	12:11:41.114
7	2:26.315	+4.411	12:14:07.429

Lap	Lap Tm	Diff	Time of Day
<b>(95) SANCHEZ ESCUER, EDGAR</b>			
1	2:39.681	+13.747	11:59:56.026

Lap	Lap Tm	Diff	Time of Day
2	2:28.399	+2.465	12:02:24.425
3	2:26.072	+0.138	12:04:50.497
4	2:26.662	+0.728	12:07:17.159
5	2:27.143	+1.209	12:09:44.302
6	<b>2:25.934</b>		12:12:10.236
7	2:26.240	+0.306	12:14:36.476

Lap	Lap Tm	Diff	Time of Day
<b>(6) CAÑADAS GONZALEZ, JOEL</b>			
1	2:26.506	+9.775	11:59:44.297
2	2:17.764	+1.033	12:02:02.061
3	2:18.477	+1.746	12:04:20.538
4	2:18.396	+1.665	12:06:38.934
5	3:23.095	+1:06.364	12:10:02.029
6	<b>2:16.731</b>		12:12:18.760

Lap	Lap Tm	Diff	Time of Day
<b>(70) CAMPS FABRIA, XAVIER</b>			
1	2:54.619	+10.393	12:00:12.395
2	<b>2:44.226</b>		12:02:56.621
3	2:54.426	+10.200	12:05:51.047
4	2:45.763	+1.537	12:08:36.810
5	2:52.148	+7.922	12:11:28.958
6	2:53.541	+9.315	12:14:22.499

Lap	Lap Tm	Diff	Time of Day
<b>(21) GALLART TORRES, SERGI</b>			
1	2:56.867	+15.793	12:00:15.493
2	<b>2:41.074</b>		12:02:56.567
3	2:45.931	+4.857	12:05:42.498
4	2:44.913	+3.839	12:08:27.411
5	2:45.091	+4.017	12:11:12.502
6	3:48.070	+1:06.996	12:15:00.572

Lap	Lap Tm	Diff	Time of Day
<b>(177) BALZARETTI, CARLO</b>			
1	<b>4:22.047</b>		12:01:46.669
2	4:44.435	+22.388	12:06:31.104
3	6:06.511	+1:44.464	12:12:37.615

Lliga Catalana Motocròs. Martorelles

Clasificado por vueltas

MX 50

Circuit de Martorelles 1,500 km

2a Cursa

06/10/2013 13:22

Carrera (10:00 y 2 Vueltas) iniciado a 13:36:36

Pos.	Nº	Nom	Moto	Voltes	Total T°	Millor Tm	En Volta	PEC	Categ
1	27	MAGRIA ADELL, PAU	KTM	7	14:56.593	<b>2:04.513</b>	7	1	MX 50
2	10	PUIG CUMI, VICTOR	SIN MARCA	7	15:08.668	2:05.519	3	2	MX 50
3	71	PABLO ARANDA, MARC	KTM	7	15:51.108	2:09.255	6	3	MX 50
4	43	PEREZ GIMENEZ, MARC	KTM	7	16:04.891	2:13.935	7	4	MX 50
5	6	CAÑADAS GONZALEZ, JOEL	KTM	7	16:05.408	2:13.661	7	5	MX 50
6	8	DOMINGUEZ OLIVA, YAGO	YAMAHA	6	14:01.272	2:14.756	6	6	MX 50
7	59	MESTRES PLA, MARÇAL	KTM	6	14:18.979	2:17.623	5	7	MX 50
8	20	GALLART TORRES, ROGER	KTM	6	14:25.758	2:19.916	3	8	MX 50
9	95	SANCHEZ ESCUER, EDGAR	HUSQVARNA	6	14:29.868	2:18.662	2	9	MX 50
10	21	GALLART TORRES, SERGI	KTM	5	14:29.239	2:35.583	5	10	MX 50
11	70	CAMPS FABRIA, XAVIER		5	16:00.294	2:45.553	1	11	MX 50
12	177	BALZARETTI, CARLO	KTM	3	12:53.530	3:39.875	3	12	MX 50

Margin of Victory

Avg. Speed

Best Lap Tm

Best Spd

Best Lap by

12.075

42,160

2:04.513

43,369

27 - MAGRIA ADELL, PAU

Jefe de cronometraje Nando Ribé

Orbits

Director de Carrera



SEGUROS  
**Ges**

www.mylaps.com

Licenciado a: Nando.Crono



Lliga Catalana Motocròs. Martorelles

Vuelta a vuelta

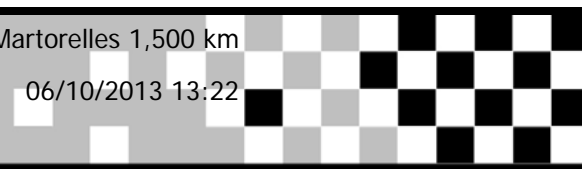
MX 50

Circuit de Martorelles 1,500 km

2a Cursa

06/10/2013 13:22

Carrera (10:00 y 2 Vueltas) iniciado a 13:36:36



Competidores	Vueltas							
	0	1	2	3	4	5	6	7
PEREZ GIMENEZ, MARC (43)	1	43	27	27	27	27	27	27
PABLO ARANDA, MARC (71)	2	71	10	10	10	10	10	10
CAÑADAS GONZALEZ, JOEL (6)	3	6	71	71	71	71	71	71
SANCHEZ ESCUER, EDGAR (95)	4	95	43	43	43	43	43	43
MAGRIADELL, PAU (27)	5	27	6	6	6	6	6	6
PUIG CUMI, VICTOR (10)	6	10	59	8	8	8	8	8
GALLART TORRES, ROGER (20)	7	20	20	59	59	59	59	59
DOMINGUEZ OLIVA, YAGO (8)	8	8	8	20	20	20	95	20
MESTRES PLA, MARÇAL (59)	9	59	95	95	95	20	95	
GALLART TORRES, SERGI (21)	10	21	70	21	21	21	21	
CAMPS FABRIA, XAVIER (70)	11	70	21	70	70	70		
BALZARETTI, CARLO (177)	12	177	177	177	177			

# Lliga Catalana Motocròs. Martorelles

MX 50

Circuit de Martorelles 1,500 km

2a Cursa

06/10/2013 13:22

Carrera (10:00 y 2 Vueltas) iniciado a 13:36:36

Lap	Lap Tm	Diff	Time of Day
<b>(27) MAGRIA ADELL, PAU</b>			
1	2:09.375	+4.862	13:38:59.209
2	2:06.553	+2.040	13:41:05.762
3	2:05.686	+1.173	13:43:11.448
4	2:05.619	+1.106	13:45:17.067
5	2:06.415	+1.902	13:47:23.482
6	2:04.765	+0.252	13:49:28.247
7	<b>2:04.513</b>		13:51:32.760

Lap	Lap Tm	Diff	Time of Day
<b>(10) PUIG CUMI, VICTOR</b>			
1	2:14.165	+8.646	13:39:04.084
2	2:06.187	+0.668	13:41:10.271
3	<b>2:05.519</b>		13:43:15.790
4	2:06.841	+1.322	13:45:22.631
5	2:06.710	+1.191	13:47:29.341
6	2:06.642	+1.123	13:49:35.983
7	2:08.852	+3.333	13:51:44.835

Lap	Lap Tm	Diff	Time of Day
<b>(71) PABLO ARANDA, MARC</b>			
1	2:16.243	+6.988	13:39:05.226
2	2:10.594	+1.339	13:41:15.820
3	2:11.807	+2.552	13:43:27.627
4	2:25.408	+16.153	13:45:53.035
5	2:13.623	+4.368	13:48:06.658
6	<b>2:09.255</b>		13:50:15.913
7	2:11.362	+2.107	13:52:27.275

Lap	Lap Tm	Diff	Time of Day
<b>(43) PEREZ GIMENEZ, MARC</b>			
1	2:21.504	+7.569	13:39:09.905
2	2:17.538	+3.603	13:41:27.443
3	2:15.495	+1.560	13:43:42.938
4	2:15.162	+1.227	13:45:58.100
5	2:14.589	+0.654	13:48:12.689
6	2:14.434	+0.499	13:50:27.123
7	<b>2:13.935</b>		13:52:41.058

Lap	Lap Tm	Diff	Time of Day
<b>(6) CAÑADAS GONZALEZ, JOEL</b>			
1	2:24.069	+10.408	13:39:13.345
2	2:16.226	+2.565	13:41:29.571
3	2:13.993	+0.332	13:43:43.564
4	2:15.330	+1.669	13:45:58.894
5	2:14.872	+1.211	13:48:13.766
6	2:14.148	+0.487	13:50:27.914
7	<b>2:13.661</b>		13:52:41.575

Lap	Lap Tm	Diff	Time of Day
<b>(8) DOMINGUEZ OLIVA, YAGO</b>			
1	2:26.154	+11.398	13:39:16.604
2	2:17.401	+2.645	13:41:34.005
3	2:17.372	+2.616	13:43:51.377
4	2:15.897	+1.141	13:46:07.274
5	2:15.409	+0.653	13:48:22.683
6	<b>2:14.756</b>		13:50:37.439

Lap	Lap Tm	Diff	Time of Day
<b>(59) MESTRES PLA, MARÇAL</b>			
1	2:25.316	+7.693	13:39:15.819
2	2:20.065	+2.442	13:41:35.884
3	2:19.755	+2.132	13:43:55.639
4	2:20.614	+2.991	13:46:16.253
5	<b>2:17.623</b>		13:48:33.876
6	2:21.270	+3.647	13:50:55.146

Lap	Lap Tm	Diff	Time of Day
<b>(20) GALLART TORRES, ROGER</b>			
1	2:25.593	+5.677	13:39:15.863
2	2:20.252	+0.336	13:41:36.115
3	<b>2:19.916</b>		13:43:56.031

Lap	Lap Tm	Diff	Time of Day
4	2:21.701	+1.785	13:46:17.732
5	2:20.697	+0.781	13:48:38.429
6	2:23.496	+3.580	13:51:01.925

Lap	Lap Tm	Diff	Time of Day
<b>(95) SANCHEZ ESCUER, EDGAR</b>			
1	2:29.787	+11.125	13:39:19.615
2	<b>2:18.662</b>		13:41:38.277
3	2:18.756	+0.094	13:43:57.033
4	2:21.288	+2.626	13:46:18.321
5	2:19.802	+1.140	13:48:38.123
6	2:27.912	+9.250	13:51:06.035

Lap	Lap Tm	Diff	Time of Day
<b>(21) GALLART TORRES, SERGI</b>			
1	3:27.316	+51.733	13:40:17.858
2	2:36.998	+1.415	13:42:54.856
3	2:51.841	+16.258	13:45:46.697
4	2:43.126	+7.543	13:48:29.823
5	<b>2:35.583</b>		13:51:05.406

Lap	Lap Tm	Diff	Time of Day
<b>(70) CAMPS FABRIA, XAVIER</b>			
1	<b>2:45.553</b>		13:39:36.885
2	3:41.593	+56.040	13:43:18.478
3	3:26.913	+41.360	13:46:45.391
4	2:50.007	+4.454	13:49:35.398
5	3:01.063	+15.510	13:52:36.461

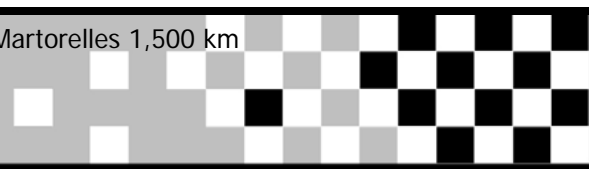
Lap	Lap Tm	Diff	Time of Day
<b>(177) BALZARETTI, CARLO</b>			
1	5:07.120	+1:27.245	13:42:03.163
2	3:46.659	+6.784	13:45:49.822
3	<b>3:39.875</b>		13:49:29.697

Lliga Catalana Motocròs. Martorelles

MX 50

Circuit de Martorelles 1,500 km

FINAL MX 50



Posició	Nº	Nombre	Total puntos	R1	R2	Total Tº	Llicencia
1	27	MAGRIA ADELL, PAU	50	25	25	30:07.449	144309-B
2	10	PUIG CUMI, VICTOR	44	22	22	30:41.193	145807-GI
3	71	PABLO ARANDA, MARC	40	20	20	31:52.314	144579-B
4	43	PEREZ GIMENEZ, MARC	36	18	18	32:37.290	144527-B
5	59	MESTRES PLA, MARÇAL	30	16	14	31:08.583	144396-B
6	8	DOMINGUEZ OLIVA, YAGO	30	15	15	30:56.784	144102-B
7	6	CAÑADAS GONZALEZ, JOEL	28	12	16	31:22.163	145353-GI
8	20	GALLART TORRES, ROGER	27	14	13	31:31.182	144721-L
9	95	SANCHEZ ESCUER, EDGAR	25	13	12	32:04.339	144646-L
10	21	GALLART TORRES, SERGI	21	10	11	32:27.806	144722-L
11	70	CAMPS FABRIA, XAVIER	21	11	10	33:20.788	144563-L
12	177	BALZARETTI, CARLO	18	9	9	28:29.140	145343-B