

Lliga Catalana Motocròs. Bellpuig

Clasificado por mejor tiempo de vuelta

MX 125 - MX Sots 18 4T - Femines

Circuit de Montperler 1,500 km

Ent Cronometrats

15/09/2013 09:00

Práctica (20:00 Tiempo) iniciado a 8:59:48

Pos.	Nº	Nom	Moto	Voltes	Millor Tm	En Volta	PEC	Categ
1	45	RIERA ALBAS, LLUIS	KAWASAKI	9	1:56.640	9	1	MX SOTS 18 4T
2	77	ARJONILLA VIÑAS, ALBERT	KAWASAKI	10	1:57.767	7	2	MX SOTS 18 4T
3	24	UBACH, SIMEO	KTM	11	1:57.873	11	1	MX 125 2T
4	747	CASAS CERVERA, ORIOL	YAMAHA	9	1:58.731	9	2	MX 125 2T
5	16	SANS, MARC	KTM	10	1:59.133	10	3	MX SOTS 18 4T
6	98	OLIVA HERMS, ORIOL	SUZUKI	10	1:59.354	10	3	MX 125 2T
7	54	MOLINA ROGER, POL	KAWASAKI	10	1:59.429	7	4	MX SOTS 18 4T
8	21	NOGUERA HIDALGO, JOAN	YAMAHA	9	2:00.258	7	5	MX SOTS 18 4T
9	181	VILLANUEVA SANCHEZ, MAHY	KTM	10	2:01.484	10	4	MX 125 2T
10	2	HERNANDEZ BLANCO, MARC	YAMAHA	10	2:01.713	9	5	MX 125 2T
11	46	PONS SOLA, NIL	SIN MARCA	10	2:03.586	10	6	MX 125 2T
12	15	PERALES BOGUÑA, ANGEL	KTM	9	2:04.259	8	7	MX 125 2T
13	222	GIRONA ROCA, ALBERT	KTM	10	2:04.765	10	8	MX 125 2T
14	151	OLIVER VILAR, ROGER	KTM	10	2:04.957	9	9	MX 125 2T
15	25	FONTANALS BENAVENT, MARC	KTM	9	2:06.363	9	10	MX 125 2T
16	76	ROSELL ROMERO, JOAN DAVID	SIN MARCA	10	2:06.615	9	11	MX 125 2T
17	22	SOLER MULLOR, DANIEL	KTM	7	2:14.313	6	6	MX SOTS 18 4T
18	17	GARRALON LORITE, DANIEL	KAWASAKI	7	2:20.928	6	7	MX SOTS 18 4T

Lliga Catalana Motocròs. Bellpuig

Clasificado por vueltas

MX 125 - MX Sots 18 4T - Femines

Circuit de Montperler 1,500 km

1a Cursa

15/09/2013 10:35

Carrera (20:00 y 2 Vueltas) iniciado a 10:26:44

Pos.	Nº	Nom	Moto	Voltes	Total T°	Millor Tm	En Volta	PEC	Categ
1	45	RIERA ALBAS, LLUIS	KAWASAKI	13	25:30.364	1:55.987	4	1	MX SOTS 18 4T
2	77	ARJONILLA VIÑAS, ALBERT	KAWASAKI	13	25:40.561	1:56.434	4	2	MX SOTS 18 4T
3	24	UBACH, SIMEO	KTM	13	25:43.240	1:57.533	8	1	MX 125 2T
4	181	VILLANUEVA SANCHEZ, MAHY	KTM	13	26:02.538	1:57.488	6	2	MX 125 2T
5	98	OLIVA HERMS, ORIOL	SUZUKI	13	26:03.793	1:58.559	9	3	MX 125 2T
6	21	NOGUERA HIDALGO, JOAN	YAMAHA	13	26:15.779	1:58.358	4	3	MX SOTS 18 4T
7	54	MOLINA ROGER, POL	KAWASAKI	13	26:17.294	1:59.314	3	4	MX SOTS 18 4T
8	747	CASAS CERVERA, ORIOL	YAMAHA	13	26:18.099	1:58.497	13	4	MX 125 2T
9	2	HERNANDEZ BLANCO, MARC	YAMAHA	13	26:29.546	1:59.078	5	5	MX 125 2T
10	46	PONS SOLA, NIL	SIN MARCA	13	26:31.213	2:00.025	9	6	MX 125 2T
11	15	PERALES BOGUÑA, ANGEL	KTM	13	26:35.064	2:00.682	9	7	MX 125 2T
12	151	OLIVER VILAR, ROGER	KTM	13	26:37.830	2:00.852	9	8	MX 125 2T
13	222	GIRONA ROCA, ALBERT	KTM	13	27:04.135	2:02.184	3	9	MX 125 2T
14	76	ROSELL ROMERO, JOAN DAVID	SIN MARCA	13	27:26.706	2:02.782	9	10	MX 125 2T
15	25	FONTANALS BENAVENT, MARC	KTM	13	28:06.619	2:02.838	6	11	MX 125 2T
16	22	SOLER MULLOR, DANIEL	KTM	12	27:07.620	2:09.947	2	5	MX SOTS 18 4T
17	17	GARRALON LORITE, DANIEL	KAWASAKI	11	25:50.697	2:15.288	3	6	MX SOTS 18 4T

No clasificado

EX	16	SANS, MARC	KTM	13	25:56.292	1:57.466	8	EX	MX SOTS 18 4T
----	----	------------	-----	----	-----------	----------	---	----	---------------

Margin of Victory	Avg. Speed	Best Lap Tm	Best Spd	Best Lap by
10.197	45,871	1:55.987	46,557	45 - RIERA ALBAS, LLUIS

Jefe de cronometraje Nando Ribé

Orbits

Director de Carrera Lluís Capdevila



SEGUROS
Ges

www.mylaps.com

Licenciado a: Nando.Crono

Lliga Catalana Motocròs. Bellpuig

Vuelta a vuelta

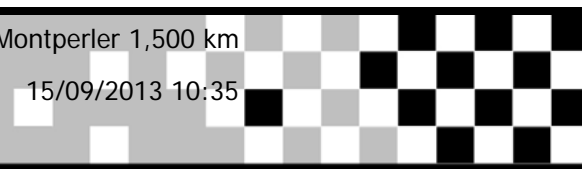
MX 125 - MX Sots 18 4T - Femines

Circuit de Montperler 1,500 km

1a Cursa

15/09/2013 10:35

Carrera (20:00 y 2 Vueltas) iniciado a 10:26:44



Competidores	Vueltas													
	0	1	2	3	4	5	6	7	8	9	10	11	12	13
RIERA ALBAS, LLUIS (45)	1	45	45	45	45	45	45	45	45	45	45	45	45	45
MOLINA ROGER, POL (54)	2	54	77	77	77	77	77	77	77	77	77	77	77	77
VILLANUEVA SANCHEZ, MAHY (181)	3	181	24	24	24	24	24	24	24	24	24	24	24	24
ARJONILLA VIÑAS, ALBERT (77)	4	77	54	54	54	54	16	16	16	16	16	16	16	16
UBACH, SIMEO (24)	5	24	16	16	16	16	181	181	181	181	181	181	181	181
OLIVA HERMS, ORIOL (98)	6	98	181	181	181	181	54	98	98	98	98	98	98	98
SANS, MARC (16)	7	16	98	98	98	98	98	21	21	21	21	21	21	21
SOLER MULLOR, DANIEL (22)	8	22	21	21	21	21	21	54	54	54	54	54	54	54
GARRALON LORITE, DANIEL (17)	9	17	2	2	2	2	2	2	2	2	2	747	747	747
PERALES BOGUÑA, ANGEL (15)	10	15	747	747	747	747	747	747	747	747	2	2	2	2
NOGUERA HIDALGO, JOAN (21)	11	21	46	46	46	46	46	15	15	46	46	46	46	46
OLIVER VILAR, ROGER (151)	12	151	15	15	15	15	15	46	46	15	15	15	15	15
HERNANDEZ BLANCO, MARC (2)	13	2	151	151	151	151	151	151	151	151	151	151	151	151
GIRONA ROCA, ALBERT (222)	14	222	76	222	222	222	222	222	222	222	222	222	222	222
CASAS CERVERA, ORIOL (747)	15	747	222	76	25	25	25	25	25	25	25	25	25	76
FONTANALS BENAVENT, MARC (25)	16	25	25	25	76	76	76	76	76	76	76	76	76	25
PONS SOLA, NIL (46)	17	46	22	22	22	22	22	22	22	22	22	22	22	22
ROSELL ROMERO, JOAN DAVID (76)	18	76	17	17	17	17	17	17	17	17	17	17	17	17

Lliga Catalana Motocròs. Bellpuig

MX 125 - MX Sots 18 4T - Femines

Circuit de Montperler 1,500 km

1a Cursa

15/09/2013 10:35

Carrera (20:00 y 2 Vueltas) iniciado a 10:26:44

Lap	Lap Tm	Diff	Time of Day
(45) RIERA ALBAS, LLUIS			
1	1:57.912	+1.925	10:28:46.952
2	1:58.000	+2.013	10:30:44.952
3	1:56.506	+0.519	10:32:41.458
4	1:55.987		10:34:37.445
5	1:56.377	+0.390	10:36:33.822
6	1:56.138	+0.151	10:38:29.960
7	1:56.957	+0.970	10:40:26.917
8	1:56.689	+0.702	10:42:23.606
9	1:57.292	+1.305	10:44:20.898
10	1:57.794	+1.807	10:46:18.692
11	1:57.879	+1.892	10:48:16.571
12	1:58.140	+2.153	10:50:14.711
13	2:00.427	+4.440	10:52:15.138

Lap	Lap Tm	Diff	Time of Day
(77) ARJONILLA VIÑAS, ALBERT			
1	1:59.427	+2.993	10:28:48.539
2	1:57.313	+0.879	10:30:45.852
3	1:56.832	+0.398	10:32:42.684
4	1:56.434		10:34:39.118
5	1:57.190	+0.756	10:36:36.308
6	1:57.024	+0.590	10:38:33.332
7	1:57.534	+1.100	10:40:30.866
8	1:57.897	+1.463	10:42:28.763
9	1:58.890	+2.456	10:44:27.653
10	1:57.910	+1.476	10:46:25.563
11	1:58.478	+2.044	10:48:24.041
12	2:00.052	+3.618	10:50:24.093
13	2:01.242	+4.808	10:52:25.335

Lap	Lap Tm	Diff	Time of Day
(24) UBACH, SIMEO			
1	2:01.336	+3.803	10:28:50.459
2	1:58.582	+1.049	10:30:49.041
3	1:58.288	+0.755	10:32:47.329
4	1:58.478	+0.945	10:34:45.807
5	1:58.215	+0.682	10:36:44.022
6	1:58.040	+0.507	10:38:42.062
7	1:57.632	+0.099	10:40:39.694
8	1:57.533		10:42:37.227
9	1:57.633	+0.100	10:44:34.860
10	1:57.676	+0.143	10:46:32.536
11	1:57.768	+0.235	10:48:30.304
12	1:58.661	+1.128	10:50:28.965
13	1:59.049	+1.516	10:52:28.014

Lap	Lap Tm	Diff	Time of Day
(181) VILLANUEVA SANCHEZ, MAHY			
1	2:03.739	+6.251	10:28:52.828
2	2:01.569	+4.081	10:30:54.397
3	1:57.809	+0.321	10:32:52.206
4	1:58.811	+1.323	10:34:51.017
5	2:00.506	+3.018	10:36:51.523
6	1:57.488		10:38:49.011
7	1:59.200	+1.712	10:40:48.211
8	1:58.660	+1.172	10:42:46.871
9	1:58.313	+0.825	10:44:45.184
10	1:58.902	+1.414	10:46:44.086
11	2:00.487	+2.999	10:48:44.573
12	2:02.814	+5.326	10:50:47.387
13	1:59.925	+2.437	10:52:47.312

Lap	Lap Tm	Diff	Time of Day
(98) OLIVA HERMS, ORIOL			
1	2:04.946	+6.387	10:28:54.116
2	2:00.813	+2.254	10:30:54.929
3	1:58.784	+0.225	10:32:53.713
4	1:58.948	+0.389	10:34:52.661

Lap	Lap Tm	Diff	Time of Day
5	2:00.168	+1.609	10:36:52.829
6	1:59.226	+0.667	10:38:52.055
7	1:58.792	+0.233	10:40:50.847
8	1:58.630	+0.071	10:42:49.477
9	1:58.559		10:44:48.036
10	2:00.112	+1.553	10:46:48.148
11	1:59.584	+1.025	10:48:47.732
12	2:00.475	+1.916	10:50:48.207
13	2:00.360	+1.801	10:52:48.567

Lap	Lap Tm	Diff	Time of Day
(21) NOGUERA HIDALGO, JOAN			
1	2:06.729	+8.371	10:28:56.041
2	2:00.389	+2.031	10:30:56.430
3	1:58.889	+0.531	10:32:55.319
4	1:58.358		10:34:53.677
5	1:59.804	+1.446	10:36:53.481
6	2:00.036	+1.678	10:38:53.517
7	1:58.589	+0.231	10:40:52.106
8	1:59.808	+1.450	10:42:51.914
9	2:00.176	+1.818	10:44:52.090
10	2:00.298	+1.940	10:46:52.388
11	1:59.384	+1.026	10:48:51.772
12	1:58.850	+0.492	10:50:50.622
13	2:09.931	+11.573	10:53:00.553

Lap	Lap Tm	Diff	Time of Day
(54) MOLINA ROGER, POL			
1	2:02.243	+2.929	10:28:51.309
2	1:59.628	+0.314	10:30:50.937
3	1:59.314		10:32:50.251
4	1:59.722	+0.408	10:34:49.973
5	2:01.870	+2.556	10:36:51.843
6	2:03.977	+4.663	10:38:55.820
7	2:02.384	+3.070	10:40:58.204
8	2:01.299	+1.985	10:42:59.503
9	2:00.489	+1.175	10:44:59.992
10	2:01.183	+1.869	10:47:01.175
11	2:01.276	+1.962	10:49:02.451
12	1:59.574	+0.260	10:51:02.025
13	2:00.043	+0.729	10:53:02.068

Lap	Lap Tm	Diff	Time of Day
(747) CASAS CERVERA, ORIOL			
1	2:08.545	+10.048	10:28:57.959
2	2:02.373	+3.876	10:31:00.332
3	2:00.376	+1.879	10:33:00.708
4	1:59.813	+1.316	10:35:00.521
5	2:00.890	+2.393	10:37:01.411
6	1:58.826	+0.329	10:39:00.237
7	2:00.156	+1.659	10:41:00.393
8	2:01.460	+2.963	10:43:01.853
9	2:01.017	+2.520	10:45:02.870
10	1:59.035	+0.538	10:47:01.905
11	2:02.442	+3.945	10:49:04.347
12	2:00.029	+1.532	10:51:04.376
13	1:58.497		10:53:02.873

Lap	Lap Tm	Diff	Time of Day
(2) HERNANDEZ BLANCO, MARC			
1	2:07.895	+8.817	10:28:57.245
2	2:01.511	+2.433	10:30:58.756
3	2:00.383	+1.305	10:32:59.139
4	1:59.341	+0.263	10:34:58.480
5	1:59.078		10:36:57.558
6	2:00.872	+1.794	10:38:58.430
7	2:01.960	+2.882	10:41:00.390
8	2:01.277	+2.199	10:43:01.667
9	2:01.008	+1.930	10:45:02.675
10	2:02.735	+3.657	10:47:05.410

Lap	Lap Tm	Diff	Time of Day
11	2:05.794	+6.716	10:49:11.204
12	2:01.003	+1.925	10:51:12.207
13	2:02.113	+3.035	10:53:14.320

Lap	Lap Tm	Diff	Time of Day
(46) PONS SOLA, NIL			
1	2:09.285	+9.260	10:28:58.744
2	2:02.466	+2.441	10:31:01.210
3	2:00.903	+0.878	10:33:02.113
4	2:01.458	+1.433	10:35:03.571
5	2:01.867	+1.842	10:37:05.438
6	2:02.820	+2.795	10:39:08.258
7	2:01.166	+1.141	10:41:09.424
8	2:00.540	+0.515	10:43:09.964
9	2:00.025		10:45:09.989
10	2:00.846	+0.821	10:47:10.835
11	2:01.935	+1.910	10:49:12.770
12	2:01.935	+1.910	10:51:14.705
13	2:01.282	+1.257	10:53:15.987

Lap	Lap Tm	Diff	Time of Day
(15) PERALES BOGUÑA, ANGEL			
1	2:10.729	+10.047	10:28:59.996
2	2:02.099	+1.417	10:31:02.095
3	2:00.779	+0.097	10:33:02.874
4	2:01.351	+0.669	10:35:04.225
5	2:01.877	+1.195	10:37:06.102
6	2:01.929	+1.247	10:39:08.031
7	2:01.288	+0.606	10:41:09.319
8	2:01.835	+1.153	10:43:11.154
9	2:00.682		10:45:11.836
10	2:01.129	+0.447	10:47:12.965
11	2:03.362	+2.680	10:49:16.327
12	2:01.203	+0.521	10:51:17.530
13	2:02.308	+1.626	10:53:19.838

Lap	Lap Tm	Diff	Time of Day
(151) OLIVER VILAR, ROGER			
1	2:11.518	+10.666	10:29:00.858
2	2:02.274	+1.422	10:31:03.132
3	2:01.439	+0.587	10:33:04.571
4	2:01.852	+1.000	10:35:06.423
5	2:00.893	+0.041	10:37:07.316
6	2:01.953	+1.101	10:39:09.269
7	2:01.859	+1.007	10:41:11.128
8	2:01.916	+1.064	10:43:13.044
9	2:00.852		10:45:13.896
10	2:01.080	+0.228	10:47:14.976
11	2:02.341	+1.489	10:49:17.317
12	2:01.311	+0.459	10:51:18.628
13	2:03.976	+3.124	10:53:22.604

Lap	Lap Tm	Diff	Time of Day
(222) GIRONA ROCA, ALBERT			
1	2:13.910	+11.726	10:29:03.297
2	2:03.470	+1.286	10:31:06.767
3	2:02.184		10:33:08.951
4	2:03.160	+0.976	10:35:12.111
5	2:02.567	+0.383	10:37:14.678
6	2:03.990	+1.806	10:39:18.668
7	2:02.480	+0.296	10:41:21.148
8	2:03.452	+1.268	10:43:24.600
9	2:03.811	+1.627	10:45:28.411
10	2:04.343	+2.159	10:47:32.754
11	2:04.872	+2.688	10:49:37.626
12	2:05.236	+3.052	10:51:42.862
13	2:06.047	+3.863	10:53:48.909

Lap	Lap Tm	Diff	Time of Day
(76) ROSELL ROMERO, JOAN DAVID			
1	2:12.964	+10.182	10:29:02.490

Lliga Catalana Motocròs. Bellpuig

MX 125 - MX Sots 18 4T - Femines

Circuit de Montperler 1,500 km

1a Cursa

15/09/2013 10:35

Carrera (20:00 y 2 Vueltas) iniciado a 10:26:44

Lap	Lap Tm	Diff	Time of Day
2	2:05.948	+3.166	10:31:08.438
3	2:08.115	+5.333	10:33:16.553
4	2:03.342	+0.560	10:35:19.895
5	2:03.138	+0.356	10:37:23.033
6	2:02.902	+0.120	10:39:25.935
7	2:04.265	+1.483	10:41:30.200
8	2:04.003	+1.221	10:43:34.203
9	2:02.782		10:45:36.985
10	2:07.285	+4.503	10:47:44.270
11	2:08.042	+5.260	10:49:52.312
12	2:08.571	+5.789	10:52:00.883
13	2:10.597	+7.815	10:54:11.480

Lap	Lap Tm	Diff	Time of Day
11	1:58.627	+1.161	10:48:38.215
12	2:01.027	+3.561	10:50:39.242
13	2:01.824	+4.358	10:52:41.066

Lap	Lap Tm	Diff	Time of Day
-----	--------	------	-------------

(25) FONTANALS BENAVENT, MARC

1	2:14.645	+11.807	10:29:04.098
2	2:05.704	+2.866	10:31:09.802
3	2:05.124	+2.286	10:33:14.926
4	2:03.556	+0.718	10:35:18.482
5	2:03.072	+0.234	10:37:21.554
6	2:02.838		10:39:24.392
7	2:02.989	+0.151	10:41:27.381
8	2:04.065	+1.227	10:43:31.446
9	2:04.244	+1.406	10:45:35.690
10	2:05.048	+2.210	10:47:40.738
11	2:05.943	+3.105	10:49:46.681
12	2:09.468	+6.630	10:51:56.149
13	2:55.244	+52.406	10:54:51.393

(22) SOLER MULLOR, DANIEL

1	2:17.992	+8.045	10:29:07.173
2	2:09.947		10:31:17.120
3	2:10.778	+0.831	10:33:27.898
4	2:14.691	+4.744	10:35:42.589
5	2:14.247	+4.300	10:37:56.836
6	2:15.588	+5.641	10:40:12.424
7	2:14.676	+4.729	10:42:27.100
8	2:19.566	+9.619	10:44:46.666
9	2:17.609	+7.662	10:47:04.275
10	2:18.176	+8.229	10:49:22.451
11	2:13.015	+3.068	10:51:35.466
12	2:16.928	+6.981	10:53:52.394

(17) GARRALON LORITE, DANIEL

1	2:20.447	+5.159	10:29:09.631
2	2:16.358	+1.070	10:31:25.989
3	2:15.288		10:33:41.277
4	2:17.311	+2.023	10:35:58.588
5	2:17.642	+2.354	10:38:16.230
6	2:21.821	+6.533	10:40:38.051
7	2:27.215	+11.927	10:43:05.266
8	2:22.118	+6.830	10:45:27.384
9	2:22.608	+7.320	10:47:49.992
10	2:20.452	+5.164	10:50:10.444
11	2:25.027	+9.739	10:52:35.471

(16) SANS, MARC

1	2:03.533	+6.067	10:28:52.711
2	1:59.552	+2.086	10:30:52.263
3	1:58.418	+0.952	10:32:50.681
4	1:59.728	+2.262	10:34:50.409
5	1:58.388	+0.922	10:36:48.797
6	1:57.561	+0.095	10:38:46.358
7	1:57.840	+0.374	10:40:44.198
8	1:57.466		10:42:41.664
9	1:59.016	+1.550	10:44:40.680
10	1:58.908	+1.442	10:46:39.588

Jefe de cronometraje Nando Ribé

Orbits

Director de Carrera Lluís Capdevila



SEGUROS
Ges

www.mylaps.com

Licenciado a: Nando.Crono

Lliga Catalana Motocròs. Bellpuig

Clasificado por vueltas

MX 125 - MX Sots 18 4T - Femines

Circuit de Montperler 1,500 km

2a Cursa

15/09/2013 12:15

Carrera (20:00 y 2 Vueltas) iniciado a 11:59:16

Pos.	Nº	Nom	Moto	Voltes	Total T°	Millor Tm	En Volta	PEC	Categ
1	45	RIERA ALBAS, LLUIS	KAWASAKI	13	25:50.042	1:56.788	6	1	MX SOTS 18 4T
2	77	ARJONILLA VIÑAS, ALBERT	KAWASAKI	13	26:02.467	1:57.841	6	2	MX SOTS 18 4T
3	24	UBACH, SIMEO	KTM	13	26:05.397	1:58.463	4	1	MX 125 2T
4	181	VILLANUEVA SANCHEZ, MAHY	KTM	13	26:18.713	1:58.900	5	2	MX 125 2T
5	2	HERNANDEZ BLANCO, MARC	YAMAHA	13	26:31.223	1:58.962	4	3	MX 125 2T
6	747	CASAS CERVERA, ORIOL	YAMAHA	13	26:41.173	2:00.849	6	4	MX 125 2T
7	46	PONS SOLA, NIL	SIN MARCA	13	26:46.141	2:01.055	4	5	MX 125 2T
8	21	NOGUERA HIDALGO, JOAN	YAMAHA	13	26:47.464	2:00.995	5	3	MX SOTS 18 4T
9	98	OLIVA HERMS, ORIOL	SUZUKI	13	26:47.817	2:00.675	7	6	MX 125 2T
10	15	PERALES BOGUÑA, ANGEL	KTM	13	27:29.438	2:02.857	3	7	MX 125 2T
11	222	GIRONA ROCA, ALBERT	KTM	13	27:34.070	2:04.673	6	8	MX 125 2T
12	151	OLIVER VILAR, ROGER	KTM	13	27:48.030	2:01.549	4	9	MX 125 2T
13	76	ROSELL ROMERO, JOAN DAVID	SIN MARCA	12	26:42.556	2:07.993	5	10	MX 125 2T
14	22	SOLER MULLOR, DANIEL	KTM	12	27:43.882	2:11.634	2	4	MX SOTS 18 4T
15	17	GARRALON LORITE, DANIEL	KAWASAKI	11	26:01.000	2:15.169	3	5	MX SOTS 18 4T

No clasificado

NT	54	MOLINA ROGER, POL	KAWASAKI	7	14:44.977	2:01.533	2	NT	MX SOTS 18 4T
NE	25	FONTANALS BENAVENT, MARC	KTM				0	NE	MX 125 2T
EX	16	SANS, MARC	KTM	13	26:33.847	1:59.894	5	EX	MX SOTS 18 4T

Margin of Victory	Avg. Speed	Best Lap Tm	Best Spd	Best Lap by
12.425	45,289	1:56.788	46,238	45 - RIERA ALBAS, LLUIS

Jefe de cronometraje Nando Ribé

Orbits

Director de Carrera Lluís Capdevila



SEGUROS
Ges

www.mylaps.com

Licenciado a: Nando.Crono

Lliga Catalana Motocròs. Bellpuig

Vuelta a vuelta

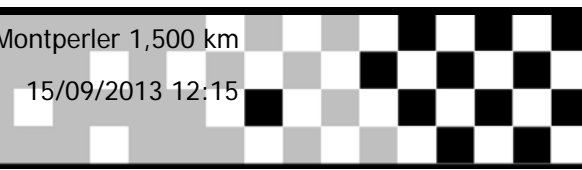
MX 125 - MX Sots 18 4T - Femines

Circuit de Montperler 1,500 km

2a Cursa

15/09/2013 12:15

Carrera (20:00 y 2 Vueltas) iniciado a 11:59:16



Competidores	Vueltas													
	0	1	2	3	4	5	6	7	8	9	10	11	12	13
RIERA ALBAS, LLUIS (45)	1	45	45	45	45	45	45	45	45	45	45	45	45	45
UBACH, SIMEO (24)	2	24	24	24	24	77	77	77	77	77	77	77	77	77
ARJONILLA VIÑAS, ALBERT (77)	3	77	77	77	77	24	24	24	24	24	24	24	24	24
SOLER MULLOR, DANIEL (22)	4	22	2	2	2	2	2	2	2	2	181	181	181	181
OLIVER VILAR, ROGER (151)	5	151	54	54	54	181	181	181	181	181	2	2	2	2
VILLANUEVA SANCHEZ, MAHY (181)	6	181	46	16	181	54	16	16	16	16	16	16	16	16
GARRALON LORITE, DANIEL (17)	7	17	16	181	16	16	54	46	46	46	46	747	747	747
CASAS CERVERA, ORIOL (747)	8	747	181	46	46	46	46	747	747	747	747	46	46	46
OLIVA HERMS, ORIOL (98)	9	98	151	151	151	151	747	21	21	21	21	21	21	21
HERNANDEZ BLANCO, MARC (2)	10	2	747	747	747	747	21	54	98	98	98	98	98	98
MOLINA ROGER, POL (54)	11	54	21	21	21	21	15	98	15	15	15	15	15	15
SANS, MARC (16)	12	16	98	15	15	15	98	15	54	222	222	222	222	222
ROSELL ROMERO, JOAN DAVID (71)	13	76	15	98	98	98	222	222	222	151	151	151	151	151
PERALES BOGUÑA, ANGEL (15)	14	15	222	222	222	222	151	151	151	76	76	76	76	76
PONS SOLA, NIL (46)	15	46	17	76	76	76	76	76	76	22	22	22	22	22
GIRONA ROCA, ALBERT (222)	16	222	76	17	17	22	22	22	22	17	17	17	17	17
NOGUERA HIDALGO, JOAN (21)	17	21	22	22	22	17	17	17	17					
-	18													

Lliga Catalana Motocròs. Bellpuig

MX 125 - MX Sots 18 4T - Femines

Circuit de Montperler 1,500 km

2a Cursa

15/09/2013 12:15

Carrera (20:00 y 2 Vueltas) iniciado a 11:59:16

Lap	Lap Tm	Diff	Time of Day
(45) RIERA ALBAS, LLUIS			
1	1:58.570	+1.782	12:01:19.852
2	1:58.325	+1.537	12:03:18.177
3	1:57.854	+1.066	12:05:16.031
4	1:57.999	+1.211	12:07:14.030
5	1:57.176	+0.388	12:09:11.206
6	1:56.788		12:11:07.994
7	1:58.285	+1.497	12:13:06.279
8	1:58.186	+1.398	12:15:04.465
9	1:58.814	+2.026	12:17:03.279
10	1:59.785	+2.997	12:19:03.064
11	2:00.430	+3.642	12:21:03.494
12	2:01.010	+4.222	12:23:04.504
13	2:02.531	+5.743	12:25:07.035

Lap	Lap Tm	Diff	Time of Day
(77) ARJONILLA VIÑAS, ALBERT			
1	2:02.699	+4.858	12:01:24.044
2	1:58.981	+1.140	12:03:23.025
3	1:59.321	+1.480	12:05:22.346
4	1:58.295	+0.454	12:07:20.641
5	1:58.423	+0.582	12:09:19.064
6	1:57.841		12:11:16.905
7	1:59.167	+1.326	12:13:16.072
8	1:59.542	+1.701	12:15:15.614
9	1:59.046	+1.205	12:17:14.660
10	1:59.380	+1.539	12:19:14.040
11	2:00.982	+3.141	12:21:15.022
12	2:02.196	+4.355	12:23:17.218
13	2:02.242	+4.401	12:25:19.460

Lap	Lap Tm	Diff	Time of Day
(24) UBACH, SIMEO			
1	2:01.712	+3.249	12:01:23.003
2	1:59.487	+1.024	12:03:22.490
3	1:59.448	+0.985	12:05:21.938
4	1:58.463		12:07:20.401
5	2:00.390	+1.927	12:09:20.791
6	1:59.983	+1.520	12:11:20.774
7	1:59.653	+1.190	12:13:20.427
8	2:00.140	+1.677	12:15:20.567
9	1:59.808	+1.345	12:17:20.375
10	2:00.337	+1.874	12:19:20.712
11	2:00.870	+2.407	12:21:21.582
12	1:59.729	+1.266	12:23:21.311
13	2:01.079	+2.616	12:25:22.390

Lap	Lap Tm	Diff	Time of Day
(181) VILLANUEVA SANCHEZ, MAHY			
1	2:08.504	+9.604	12:01:29.927
2	2:01.040	+2.140	12:03:30.967
3	2:01.316	+2.416	12:05:32.283
4	2:00.494	+1.594	12:07:32.777
5	1:58.900		12:09:31.677
6	1:59.834	+0.934	12:11:31.511
7	1:59.393	+0.493	12:13:30.904
8	1:59.639	+0.739	12:15:30.543
9	2:00.774	+1.874	12:17:31.317
10	1:59.079	+0.179	12:19:30.396
11	1:59.184	+0.284	12:21:29.580
12	2:01.684	+2.784	12:23:31.264
13	2:04.442	+5.542	12:25:35.706

Lap	Lap Tm	Diff	Time of Day
(2) HERNANDEZ BLANCO, MARC			
1	2:03.583	+4.621	12:01:25.068
2	1:59.769	+0.807	12:03:24.837
3	2:00.096	+1.134	12:05:24.933
4	1:58.962		12:07:23.895

Lap	Lap Tm	Diff	Time of Day
5	2:00.326	+1.364	12:09:24.221
6	2:00.846	+1.884	12:11:25.067
7	2:00.887	+1.925	12:13:25.954
8	2:02.152	+3.190	12:15:28.106
9	2:02.737	+3.775	12:17:30.843
10	2:03.878	+4.916	12:19:34.721
11	2:06.022	+7.060	12:21:40.743
12	2:03.898	+4.936	12:23:44.641
13	2:03.575	+4.613	12:25:48.216

Lap	Lap Tm	Diff	Time of Day
(747) CASAS CERVERA, ORIOL			
1	2:11.301	+10.452	12:01:32.776
2	2:03.849	+3.000	12:03:36.625
3	2:01.734	+0.885	12:05:38.359
4	2:02.293	+1.444	12:07:40.652
5	2:02.070	+1.221	12:09:42.722
6	2:00.849		12:11:43.571
7	2:01.437	+0.588	12:13:45.008
8	2:01.238	+0.389	12:15:46.246
9	2:01.098	+0.249	12:17:47.344
10	2:01.827	+0.978	12:19:49.171
11	2:01.409	+0.560	12:21:50.580
12	2:01.373	+0.524	12:23:51.953
13	2:06.213	+5.364	12:25:58.166

Lap	Lap Tm	Diff	Time of Day
(46) PONS SOLA, NIL			
1	2:07.013	+5.958	12:01:28.564
2	2:05.834	+4.779	12:03:34.398
3	2:02.447	+1.392	12:05:36.845
4	2:01.055		12:07:37.900
5	2:01.385	+0.330	12:09:39.285
6	2:01.670	+0.615	12:11:40.955
7	2:01.410	+0.355	12:13:42.365
8	2:02.634	+1.579	12:15:44.999
9	2:02.085	+1.030	12:17:47.084
10	2:02.977	+1.922	12:19:50.061
11	2:02.994	+1.939	12:21:53.055
12	2:04.716	+3.661	12:23:57.771
13	2:05.363	+4.308	12:26:03.134

Lap	Lap Tm	Diff	Time of Day
(21) NOGUERA HIDALGO, JOAN			
1	2:11.530	+10.535	12:01:33.220
2	2:04.031	+3.036	12:03:37.251
3	2:02.714	+1.719	12:05:39.965
4	2:02.511	+1.516	12:07:42.476
5	2:00.995		12:09:43.471
6	2:02.166	+1.171	12:11:45.637
7	2:01.691	+0.696	12:13:47.328
8	2:01.999	+1.004	12:15:49.327
9	2:02.621	+1.626	12:17:51.948
10	2:02.760	+1.765	12:19:54.708
11	2:03.485	+2.490	12:21:58.193
12	2:03.808	+2.813	12:24:02.001
13	2:02.456	+1.461	12:26:04.457

Lap	Lap Tm	Diff	Time of Day
(98) OLIVA HERMS, ORIOL			
1	2:12.579	+11.904	12:01:34.057
2	2:05.851	+5.176	12:03:39.908
3	2:03.143	+2.468	12:05:43.051
4	2:02.674	+1.999	12:07:45.725
5	2:02.321	+1.646	12:09:48.046
6	2:01.541	+0.866	12:11:49.587
7	2:00.675		12:13:50.262
8	2:01.414	+0.739	12:15:51.676
9	2:01.867	+1.192	12:17:53.543
10	2:02.913	+2.238	12:19:56.456

Lap	Lap Tm	Diff	Time of Day
11	2:02.105	+1.430	12:21:58.561
12	2:03.575	+2.900	12:24:02.136
13	2:02.674	+1.999	12:26:04.810

Lap	Lap Tm	Diff	Time of Day
(15) PERALES BOGUÑA, ANGEL			
1	2:13.352	+10.495	12:01:34.902
2	2:03.122	+0.265	12:03:38.024
3	2:02.857		12:05:40.881
4	2:02.951	+0.094	12:07:43.832
5	2:03.578	+0.721	12:09:47.410
6	2:04.624	+1.767	12:11:52.034
7	2:06.346	+3.489	12:13:58.380
8	2:07.185	+4.328	12:16:05.565
9	2:06.876	+4.019	12:18:12.441
10	2:07.015	+4.158	12:20:19.456
11	2:08.153	+5.296	12:22:27.609
12	2:07.179	+4.322	12:24:34.788
13	2:11.643	+8.786	12:26:46.431

Lap	Lap Tm	Diff	Time of Day
(222) GIRONA ROCA, ALBERT			
1	2:17.053	+12.380	12:01:38.666
2	2:06.666	+1.993	12:03:45.332
3	2:06.177	+1.504	12:05:51.509
4	2:05.447	+0.774	12:07:56.956
5	2:05.393	+0.720	12:10:02.349
6	2:04.673		12:12:07.022
7	2:04.720	+0.047	12:14:11.742
8	2:05.952	+1.279	12:16:17.694
9	2:04.807	+0.134	12:18:22.501
10	2:07.108	+2.435	12:20:29.609
11	2:05.749	+1.076	12:22:35.358
12	2:07.134	+2.461	12:24:42.492
13	2:08.571	+3.898	12:26:51.063

Lap	Lap Tm	Diff	Time of Day
(151) OLIVER VILAR, ROGER			
1	2:09.935	+8.386	12:01:31.354
2	2:03.749	+2.200	12:03:35.103
3	2:02.704	+1.155	12:05:37.807
4	2:01.549		12:07:39.356
5	2:30.719	+29.170	12:10:10.075
6	2:06.237	+4.688	12:12:16.312
7	2:05.356	+3.807	12:14:21.668
8	2:05.807	+4.258	12:16:27.475
9	2:06.100	+4.551	12:18:33.575
10	2:07.398	+5.849	12:20:40.973
11	2:05.913	+4.364	12:22:46.886
12	2:07.360	+5.811	12:24:54.246
13	2:10.777	+9.228	12:27:05.023

Lap	Lap Tm	Diff	Time of Day
(76) ROSELL ROMERO, JOAN DAVID			
1	2:23.108	+15.115	12:01:44.610
2	2:08.743	+0.750	12:03:53.353
3	2:08.681	+0.688	12:06:02.034
4	2:09.327	+1.334	12:08:11.361
5	2:07.993		12:10:19.354
6	2:08.890	+0.897	12:12:28.244
7	2:10.529	+2.536	12:14:38.773
8	2:09.309	+1.316	12:16:48.082
9	2:12.114	+4.121	12:19:00.196
10	2:18.074	+10.081	12:21:18.270
11	2:17.878	+9.885	12:23:36.148
12	2:23.401	+15.408	12:25:59.549

Lap	Lap Tm	Diff	Time of Day
(22) SOLER MULLOR, DANIEL			
1	2:31.372	+19.738	12:01:52.729
2	2:11.634		12:04:04.363

Lliga Catalana Motocròs. Bellpuig

MX 125 - MX Sots 18 4T - Femines

Circuit de Montperler 1,500 km

2a Cursa

15/09/2013 12:15

Carrera (20:00 y 2 Vueltas) iniciado a 11:59:16

Lap	Lap Tm	Diff	Time of Day
3	2:14.043	+2.409	12:06:18.406
4	2:14.864	+3.230	12:08:33.270
5	2:13.233	+1.599	12:10:46.503
6	2:14.823	+3.189	12:13:01.326
7	2:16.981	+5.347	12:15:18.307
8	2:19.985	+8.351	12:17:38.292
9	2:20.880	+9.246	12:19:59.172
10	2:18.255	+6.621	12:22:17.427
11	2:21.475	+9.841	12:24:38.902
12	2:21.973	+10.339	12:27:00.875

(17) GARRALON LORITE, DANIEL

Lap	Lap Tm	Diff	Time of Day
1	2:22.204	+7.035	12:01:43.672
2	2:16.761	+1.592	12:04:00.433
3	2:15.169		12:06:15.602
4	2:17.815	+2.646	12:08:33.417
5	2:18.963	+3.794	12:10:52.380
6	2:25.068	+9.899	12:13:17.448
7	2:27.194	+12.025	12:15:44.642
8	2:23.991	+8.822	12:18:08.633
9	2:22.574	+7.405	12:20:31.207
10	2:22.555	+7.386	12:22:53.762
11	2:24.231	+9.062	12:25:17.993

(54) MOLINA ROGER, POL

Lap	Lap Tm	Diff	Time of Day
1	2:06.253	+4.720	12:01:27.747
2	2:01.533		12:03:29.280
3	2:02.390	+0.857	12:05:31.670
4	2:03.237	+1.704	12:07:34.907
5	2:04.202	+2.669	12:09:39.109
6	2:09.917	+8.384	12:11:49.026
7	2:12.944	+11.411	12:14:01.970

(16) SANS, MARC

Lap	Lap Tm	Diff	Time of Day
1	2:07.196	+7.302	12:01:28.694
2	2:01.370	+1.476	12:03:30.064
3	2:03.500	+3.606	12:05:33.564
4	2:01.562	+1.668	12:07:35.126
5	1:59.894		12:09:35.020
6	2:00.583	+0.689	12:11:35.603
7	2:00.720	+0.826	12:13:36.323
8	2:01.150	+1.256	12:15:37.473
9	2:01.591	+1.697	12:17:39.064
10	2:01.536	+1.642	12:19:40.600
11	2:02.863	+2.969	12:21:43.463
12	2:02.632	+2.738	12:23:46.095
13	2:04.745	+4.851	12:25:50.840

Lliga Catalana Motocròs. Bellpuig

MX 125 - MX Sots 18 4T - Femines

Circuit de Montperler 1,300 km

FINALS MX 125 - SOTS 18 4T - FEMINES

Posició	Nº	Nombre	Total puntos	R1	R2	Total Tº
MX 125 2T						
1	24	UBACH, SIMEO	50	25	25	51:48.637
2	181	VILLANUEVA SANCHEZ, MAHY	44	22	22	52:21.251
3	2	HERNANDEZ BLANCO, MARC	36	16	20	53:00.769
4	747	CASAS CERVERA, ORIOL	36	18	18	52:59.272
5	98	OLIVA HERMS, ORIOL	35	20	15	52:51.610
6	46	PONS SOLA, NIL	31	15	16	53:17.354
7	15	PERALES BOGUÑA, ANGEL	28	14	14	54:04.502
8	222	GIRONA ROCA, ALBERT	25	12	13	54:38.205
9	151	OLIVER VILAR, ROGER	25	13	12	54:25.860
10	76	ROSELL ROMERO, JOAN DAVID	22	11	11	54:09.262
11	25	FONTANALS BENAVENT, MARC	10	10	0	28:06.619

MX SOTS 18 4T						
1	45	RIERA ALBAS, LLUIS	50	25	25	51:20.406
2	77	ARJONILLA VIÑAS, ALBERT	44	22	22	51:43.028
3	21	NOGUERA HIDALGO, JOAN	40	20	20	53:03.243
4	22	SOLER MULLOR, DANIEL	34	16	18	54:51.502
5	17	GARRALON LORITE, DANIEL	31	15	16	51:51.697
6	54	MOLINA ROGER, POL	18	18	0	41:02.271
7	16	SANS, MARC	0	0	0	52:30.139

Lliga Catalana Motocròs. Bellpuig

Clasificado por mejor tiempo de vuelta

MX 85 Cad-Juv

Circuit de Montperler 1,300 km

Entr Conometrats

15/09/2013 09:25

Práctica (20:00 Tiempo) iniciado a 9:22:28

Pos.	Nº	Nom	Moto	Voltes	Millor Tm	En Volta	PEC	Categ
1	67	MARTINEZ NOGUEIRA, YAGO	KAWASAKI	6	1:46.105	4	1	MX 85 Juv
2	29	GOMEZ LOPEZ, SILVER	SUZUKI	11	1:46.107	8	1	MX 85 Cad
3	77	SANTIN DE ARTEAGA, ALEX	KTM	10	1:46.416	10	2	MX 85 Juv
4	250	OLIVER VILAR, ORIOL	KTM	11	1:46.959	9	3	MX 85 Juv
5	72	UBACH SALA, SALVADOR	KTM	10	1:47.366	10	4	MX 85 Juv
6	84	TOMAS CASTILLO, ERIC	KTM	9	1:48.607	9	5	MX 85 Juv
7	59	AGUILAR ACEDO, FRANCESC	KTM	10	1:51.185	9	6	MX 85 Juv
8	94	MOMPART AÑAÑOS, RAMON	KTM	11	1:51.268	10	7	MX 85 Juv
9	43	GASCO MARTINEZ, JAN	KTM	11	1:51.287	8	8	MX 85 Juv
10	64	OTERO SAEZ, ROBERTO	KTM	4	1:54.052	3	9	MX 85 Juv
11	11	SOLES AMADOR, ALEX	KTM	8	1:56.263	5	10	MX 85 Juv
12	26	MASCARILLA GUIU, VALERI X.	KTM	9	1:59.390	9	11	MX 85 Juv
13	35	SEGU ROSA, ORIOL	KAWASAKI	8	1:59.435	8	12	MX 85 Juv
14	90	ANTOLIN CUERVO, MARC	SIN MARCA	10	2:03.328	9	13	MX 85 Juv
15	457	PAZ JIMENEZ, MARC	KTM	9	2:06.091	6	14	MX 85 Juv
16	75	COMELLAS SALA, GERARD	YAMAHA	8	2:08.505	6	15	MX 85 Juv
17	32	FERRE PLA, EDGAR	SUZUKI	10	2:09.282	8	2	MX 85 Cad
18	222	RUESTES GRANOLLES, TONI	KTM	9	2:11.804	8	16	MX 85 Juv
19	16	CONESA SANCHEZ, SERGI	KTM	9	2:14.426	9	17	MX 85 Juv
20	73	MELGAREJO GOMEZ, ERIC	KAWASAKI	4	2:21.297	3	18	MX 85 Juv
21	34	IBAÑEZ LARA, HUGO	YAMAHA	8	2:34.232	8	19	MX 85 Juv
22	46	SANCHEZ NEQUI, JANA	SIN MARCA			0	20	MX 85 Juv

Lliga Catalana Motocròs. Bellpuig

Clasificado por vueltas

MX 85 Cad-Juv

Circuit de Montperler 1,300 km

1a Cursa

15/09/2013 11:05

Carrera (15:00 y 2 Vueltas) iniciado a 10:56:22

Pos.	Nº	Nom	Moto	Voltes	Total T°	Millor Tm	En Volta	PEC	Categ
1	250	OLIVER VILAR, ORIOL	KTM	11	19:36.863	1:45.288	7	1	MX 85 Juv
2	77	SANTIN DE ARTEAGA, ALEX	KTM	11	19:39.961	1:44.118	4	2	MX 85 Juv
3	67	MARTINEZ NOGUEIRA, YAGO	KAWASAKI	11	19:56.259	1:45.623	3	3	MX 85 Juv
4	72	UBACH SALA, SALVADOR	KTM	11	20:02.458	1:46.728	4	4	MX 85 Juv
5	64	OTERO SAEZ, ROBERTO	KTM	11	20:16.811	1:48.406	5	5	MX 85 Juv
6	84	TOMAS CASTILLO, ERIC	KTM	11	20:31.259	1:49.720	2	6	MX 85 Juv
7	43	GASCO MARTINEZ, JAN	KTM	11	20:44.374	1:50.154	8	7	MX 85 Juv
8	11	SOLES AMADOR, ALEX	KTM	11	20:48.400	1:50.879	2	8	MX 85 Juv
9	59	AGUILAR ACEDO, FRANCESC	KTM	11	20:48.639	1:51.294	6	9	MX 85 Juv
10	94	MOMPART AÑAÑOS, RAMON	KTM	11	20:53.295	1:51.269	3	10	MX 85 Juv
11	35	SEGU ROSA, ORIOL	KAWASAKI	10	20:21.123	1:57.914	2	11	MX 85 Juv
12	90	ANTOLIN CUERVO, MARC	SIN MARCA	10	20:22.767	1:58.120	10	12	MX 85 Juv
13	26	MASCARILLA GUIU, VALERI X.	KTM	10	20:26.103	1:58.623	9	13	MX 85 Juv
14	32	FERRE PLA, EDGAR	SUZUKI	10	21:27.121	2:06.033	6	1	MX 85 Cad
15	73	MELGAREJO GOMEZ, ERIC	KAWASAKI	10	21:31.190	2:06.442	4	14	MX 85 Juv
16	16	CONESA SANCHEZ, SERGI	KTM	10	21:44.168	2:06.501	4	15	MX 85 Juv
17	222	RUESTES GRANOLLES, TONI	KTM	8	19:40.031	2:08.813	2	16	MX 85 Juv
18	34	IBAÑEZ LARA, HUGO	YAMAHA	8	20:09.816	2:25.292	2	17	MX 85 Juv
19	75	COMELLAS SALA, GERARD	YAMAHA	8	21:32.612	2:07.225	2	18	MX 85 Juv

No clasificado

NT	457	PAZ JIMENEZ, MARC	KTM	1	2:09.960	2:05.428	1	NT	MX 85 Juv
NE	46	SANCHEZ NEQUI, JANA	SIN MARCA				0	NE	MX 85 Juv
EX	29	GOMEZ LOPEZ, SILVER	SUZUKI	11	19:40.906	1:45.070	5	EX	MX 85 Cad

Margin of Victory	Avg. Speed	Best Lap Tm	Best Spd	Best Lap by
3.098	43,743	1:44.118	44,949	77 - SANTIN DE ARTEAGA, ALEX

Jefe de cronometraje Nando Ribé

Orbits

Director de Carrera Lluís Capdevila



SEGUROS
Ges

www.mylaps.com

Licenciado a: Nando.Crono

Lliga Catalana Motocròs. Bellpuig

Vuelta a vuelta

MX 85 Cad-Juv

Circuit de Montperler 1,300 km

1a Cursa

15/09/2013 11:05

Carrera (15:00 y 2 Vueltas) iniciado a 10:56:22

Competidores	Vueltas												
	0	1	2	3	4	5	6	7	8	9	10	11	
SANTIN DE ARTEAGA, ALEX (77)	1	77	77	77	77	77	77	77	77	77	250	250	250
OLIVER VILAR, ORIOL (250)	2	250	250	250	250	250	250	250	250	77	77	77	77
MARTINEZ NOGUEIRA, YAGO (67)	3	67	67	67	67	29	29	29	29	29	29	29	29
GOMEZ LOPEZ, SILVER (29)	4	29	29	29	29	67	67	67	67	67	67	67	67
TOMAS CASTILLO, ERIC (84)	5	84	72	72	72	72	72	72	72	72	72	72	72
UBACH SALA, SALVADOR (72)	6	72	64	64	64	64	64	64	64	64	64	64	64
SOLES AMADOR, ALEX (11)	7	11	84	84	84	84	84	84	84	84	84	84	84
PAZ JIMENEZ, MARC (457)	8	457	11	11	11	11	11	11	43	43	43	43	43
OTERO SAEZ, ROBERTO (64)	9	64	59	59	59	59	59	43	11	11	11	11	11
CONESA SANCHEZ, SERGI (16)	10	16	35	94	94	94	94	43	59	59	59	59	59
AGUILAR ACEDO, FRANCESC (59)	11	59	94	43	43	43	43	94	94	94	94	94	94
SEGU ROSA, ORIOL (35)	12	35	43	35	35	35	35	35	35	35	35	35	35
COMELLAS SALA, GERARD (75)	13	75	457	90	90	90	90	90	90	90	90	90	90
GASCO MARTINEZ, JAN (43)	14	43	90	26	26	26	26	26	26	26	26	26	26
MOMPART AÑAÑOS, RAMON (94)	15	94	73	73	73	73	73	32	32	32	32	32	32
RUESTES GRANOLLES, TONI (222)	16	222	16	16	16	16	32	73	73	73	73	73	73
ANTOLIN CUERVO, MARC (90)	17	90	26	32	32	32	16	16	16	16	16	16	16
MELGAREJO GOMEZ, ERIC (73)	18	73	222	222	222	75	34	34	222	222	222	222	222
FERRE PLA, EDGAR (32)	19	32	32	75	75	34	222	222	34	34	34	34	34
IBAÑEZ LARA, HUGO (34)	20	34	75	34	34	222	75	75	75	75	75	75	75
MASCARILLA GUIU, VALERI X. (26)	21	26	34										
-	22												

Lliga Catalana Motocròs. Bellpuig

MX 85 Cad-Juv

Circuit de Montperler 1,300 km

1a Cursa

15/09/2013 11:05

Carrera (15:00 y 2 Vueltas) iniciado a 10:56:22

Lap	Lap Tm	Diff	Time of Day
(250) OLIVER VILAR, ORIOL			
1	1:49.082	+3.794	10:58:15.559
2	1:46.069	+0.781	11:00:01.628
3	1:45.427	+0.139	11:01:47.055
4	1:46.326	+1.038	11:03:33.381
5	1:45.900	+0.612	11:05:19.281
6	1:46.361	+1.073	11:07:05.642
7	1:45.288		11:08:50.930
8	1:48.606	+3.318	11:10:39.536
9	1:46.061	+0.773	11:12:25.597
10	1:46.594	+1.306	11:14:12.191
11	1:47.027	+1.739	11:15:59.218

Lap	Lap Tm	Diff	Time of Day
(77) SANTIN DE ARTEAGA, ALEX			
1	1:46.975	+2.857	10:58:13.415
2	1:45.259	+1.141	10:59:58.674
3	1:44.816	+0.698	11:01:43.490
4	1:44.118		11:03:27.608
5	1:46.044	+1.926	11:05:13.652
6	1:48.665	+4.547	11:07:02.317
7	1:46.657	+2.539	11:08:48.974
8	1:49.442	+5.324	11:10:38.416
9	1:49.001	+4.883	11:12:27.417
10	1:46.717	+2.599	11:14:14.134
11	1:48.182	+4.064	11:16:02.316

Lap	Lap Tm	Diff	Time of Day
(67) MARTINEZ NOGUEIRA, YAGO			
1	1:50.320	+4.697	10:58:16.962
2	1:46.153	+0.530	11:00:03.115
3	1:45.623		11:01:48.738
4	1:48.073	+2.450	11:03:36.811
5	1:46.862	+1.239	11:05:23.673
6	1:48.597	+2.974	11:07:12.270
7	1:47.722	+2.099	11:08:59.992
8	1:48.558	+2.935	11:10:48.550
9	1:49.573	+3.950	11:12:38.123
10	1:48.952	+3.329	11:14:27.075
11	1:51.539	+5.916	11:16:18.614

Lap	Lap Tm	Diff	Time of Day
(72) UBACH SALA, SALVADOR			
1	1:53.153	+6.425	10:58:19.848
2	1:48.787	+2.059	11:00:08.635
3	1:47.726	+0.998	11:01:56.361
4	1:46.728		11:03:43.089
5	1:47.505	+0.777	11:05:30.594
6	1:47.417	+0.689	11:07:18.011
7	1:52.090	+5.362	11:09:10.101
8	1:48.125	+1.397	11:10:58.226
9	1:50.889	+4.161	11:12:49.115
10	1:48.276	+1.548	11:14:37.391
11	1:47.422	+0.694	11:16:24.813

Lap	Lap Tm	Diff	Time of Day
(64) OTERO SAEZ, ROBERTO			
1	1:54.621	+6.215	10:58:21.577
2	1:49.389	+0.983	11:00:10.966
3	1:48.657	+0.251	11:01:59.623
4	1:48.423	+0.017	11:03:48.046
5	1:48.406		11:05:36.452
6	1:48.949	+0.543	11:07:25.401
7	1:51.945	+3.539	11:09:17.346
8	1:50.031	+1.625	11:11:07.377
9	1:49.706	+1.300	11:12:57.083
10	1:51.153	+2.747	11:14:48.236
11	1:50.930	+2.524	11:16:39.166

Lap	Lap Tm	Diff	Time of Day
(84) TOMAS CASTILLO, ERIC			
1	1:56.550	+6.830	10:58:23.243
2	1:49.720		11:00:12.963
3	1:50.233	+0.513	11:02:03.196
4	1:49.764	+0.044	11:03:52.960
5	1:50.332	+0.612	11:05:43.292
6	1:49.962	+0.242	11:07:33.254
7	1:50.553	+0.833	11:09:23.807
8	1:52.100	+2.380	11:11:15.907
9	1:51.772	+2.052	11:13:07.679
10	1:52.394	+2.674	11:15:00.073
11	1:53.541	+3.821	11:16:53.614

Lap	Lap Tm	Diff	Time of Day
(43) GASCO MARTINEZ, JAN			
1	2:02.747	+12.593	10:58:30.189
2	1:52.688	+2.534	11:00:22.877
3	1:50.969	+0.815	11:02:13.846
4	1:52.151	+1.997	11:04:05.997
5	1:51.439	+1.285	11:05:57.436
6	1:50.353	+0.199	11:07:47.789
7	1:50.222	+0.068	11:09:38.011
8	1:50.154		11:11:28.165
9	1:52.511	+2.357	11:13:20.676
10	1:52.658	+2.504	11:15:13.334
11	1:53.395	+3.241	11:17:06.729

Lap	Lap Tm	Diff	Time of Day
(11) SOLES AMADOR, ALEX			
1	1:57.800	+6.921	10:58:24.510
2	1:50.879		11:00:15.389
3	1:52.077	+1.198	11:02:07.466
4	1:52.092	+1.213	11:03:59.558
5	1:52.746	+1.867	11:05:52.304
6	1:52.748	+1.869	11:07:45.052
7	1:52.514	+1.635	11:09:37.566
8	1:52.362	+1.483	11:11:29.928
9	1:54.443	+3.564	11:13:24.371
10	1:53.459	+2.580	11:15:17.830
11	1:52.925	+2.046	11:17:10.755

Lap	Lap Tm	Diff	Time of Day
(59) AGUILAR ACEDO, FRANCESC			
1	2:00.649	+9.355	10:58:27.717
2	1:52.603	+1.309	11:00:20.320
3	1:52.022	+0.728	11:02:12.342
4	1:51.406	+0.112	11:04:03.748
5	1:52.621	+1.327	11:05:56.369
6	1:51.294		11:07:47.663
7	1:53.536	+2.242	11:09:41.199
8	1:52.487	+1.193	11:11:33.686
9	1:54.021	+2.727	11:13:27.707
10	1:51.757	+0.463	11:15:19.464
11	1:51.530	+0.236	11:17:10.994

Lap	Lap Tm	Diff	Time of Day
(94) MOMPART AÑAÑOS, RAMON			
1	2:01.972	+10.703	10:58:29.465
2	1:52.399	+1.130	11:00:21.864
3	1:51.269		11:02:13.133
4	1:52.247	+0.978	11:04:05.380
5	1:51.717	+0.448	11:05:57.097
6	1:52.877	+1.608	11:07:49.974
7	1:52.833	+1.564	11:09:42.807
8	1:52.681	+1.412	11:11:35.488
9	1:53.243	+1.974	11:13:28.731
10	1:53.086	+1.817	11:15:21.817
11	1:53.833	+2.564	11:17:15.650

Lap	Lap Tm	Diff	Time of Day
(35) SEGU ROSA, ORIOL			

Lap	Lap Tm	Diff	Time of Day
1	2:02.168	+4.254	10:58:29.366
2	1:57.914		11:00:27.280
3	1:59.738	+1.824	11:02:27.018
4	2:00.379	+2.465	11:04:27.397
5	2:01.573	+3.659	11:06:28.970
6	2:01.484	+3.570	11:08:30.454
7	2:00.865	+2.951	11:10:31.319
8	2:03.060	+5.146	11:12:34.379
9	2:04.217	+6.303	11:14:38.596
10	2:04.882	+6.968	11:16:43.478

Lap	Lap Tm	Diff	Time of Day
(90) ANTOLIN CUERVO, MARC			
1	2:05.970	+7.850	10:58:33.660
2	2:01.896	+3.776	11:00:35.556
3	2:01.133	+3.013	11:02:36.689
4	2:02.398	+4.278	11:04:39.087
5	2:00.626	+2.506	11:06:39.713
6	2:00.843	+2.723	11:08:40.556
7	2:03.924	+5.804	11:10:44.480
8	2:02.733	+4.613	11:12:47.213
9	1:59.789	+1.669	11:14:47.002
10	1:58.120		11:16:45.122

Lap	Lap Tm	Diff	Time of Day
(26) MASCARILLA GUIU, VALERI X.			
1	2:10.055	+11.432	10:58:41.613
2	2:01.895	+3.272	11:00:43.508
3	2:01.158	+2.535	11:02:44.666
4	2:01.730	+3.107	11:04:46.396
5	1:59.401	+0.778	11:06:45.797
6	1:59.952	+1.329	11:08:45.749
7	2:02.470	+3.847	11:10:48.219
8	2:00.561	+1.938	11:12:48.780
9	1:58.623		11:14:47.403
10	2:01.055	+2.432	11:16:48.458

Lap	Lap Tm	Diff	Time of Day
(32) FERRE PLA, EDGAR			
1	2:15.518	+9.485	10:58:43.237
2	2:08.022	+1.989	11:00:51.259
3	2:07.546	+1.513	11:02:58.805
4	2:06.084	+0.051	11:05:04.889
5	2:06.035	+0.002	11:07:10.924
6	2:06.033		11:09:16.957
7	2:06.539	+0.506	11:11:23.496
8	2:10.732	+4.699	11:13:34.228
9	2:08.499	+2.466	11:15:42.727
10	2:06.749	+0.716	11:17:49.476

Lap	Lap Tm	Diff	Time of Day
(73) MELGAREJO GOMEZ, ERIC			
1	2:10.936	+4.494	10:58:38.651
2	2:06.815	+0.373	11:00:45.466
3	2:08.456	+2.014	11:02:53.922
4	2:06.442		11:05:00.364
5	2:08.276	+1.834	11:07:08.640
6	2:09.716	+3.274	11:09:18.356
7	2:06.939	+0.497	11:11:25.295
8	2:10.693	+4.251	11:13:35.988
9	2:08.383	+1.941	11:15:44.371
10	2:09.174	+2.732	11:17:53.545

Lap	Lap Tm	Diff	Time of Day
(16) CONESA SANCHEZ, SERGI			
1	2:13.839	+7.338	10:58:40.868
2	2:09.210	+2.709	11:00:50.078
3	2:07.670	+1.169	11:02:57.748
4	2:06.501		11:05:04.249
5	2:10.303	+3.802	11:07:14.552
6	2:09.588	+3.087	11:09:24.140

Lliga Catalana Motocròs. Bellpuig

MX 85 Cad-Juv

Circuit de Montperler 1,300 km

1a Cursa

15/09/2013 11:05

Carrera (15:00 y 2 Vueltas) iniciado a 10:56:22

Lap	Lap Tm	Diff	Time of Day
7	2:11.412	+4.911	11:11:35.552
8	2:11.585	+5.084	11:13:47.137
9	2:09.217	+2.716	11:15:56.354
10	2:10.169	+3.668	11:18:06.523

(222) RUESTES GRANOLLES, TONI

Lap	Lap Tm	Diff	Time of Day
1	2:14.954	+6.141	10:58:42.627
2	2:08.813		11:00:51.440
3	2:09.492	+0.679	11:03:00.932
4	3:47.830	+1:39.017	11:06:48.762
5	2:17.942	+9.129	11:09:06.704
6	2:14.599	+5.786	11:11:21.303
7	2:13.600	+4.787	11:13:34.903
8	2:27.483	+18.670	11:16:02.386

(34) IBAÑEZ LARA, HUGO

Lap	Lap Tm	Diff	Time of Day
1	2:29.204	+3.912	10:58:57.499
2	2:25.292		11:01:22.791
3	2:26.264	+0.972	11:03:49.055
4	2:26.543	+1.251	11:06:15.598
5	2:26.456	+1.164	11:08:42.054
6	2:29.274	+3.982	11:11:11.328
7	2:50.394	+25.102	11:14:01.722
8	2:30.449	+5.157	11:16:32.171

(75) COMELLAS SALA, GERARD

Lap	Lap Tm	Diff	Time of Day
1	2:19.156	+11.931	10:58:46.566
2	2:07.225		11:00:53.791
3	2:07.599	+0.374	11:03:01.390
4	2:48.275	+41.050	11:05:49.665
5	4:31.161	+2:23.936	11:10:20.826
6	2:51.495	+44.270	11:13:12.321
7	2:21.951	+14.726	11:15:34.272
8	2:20.695	+13.470	11:17:54.967

(457) PAZ JIMENEZ, MARC

Lap	Lap Tm	Diff	Time of Day
1	2:05.428		10:58:32.315

(29) GOMEZ LOPEZ, SILVER

Lap	Lap Tm	Diff	Time of Day
1	1:50.929	+5.859	10:58:17.592
2	1:46.547	+1.477	11:00:04.139
3	1:45.763	+0.693	11:01:49.902
4	1:45.537	+0.467	11:03:35.439
5	1:45.070		11:05:20.509
6	1:46.736	+1.666	11:07:07.245
7	1:46.414	+1.344	11:08:53.659
8	1:46.970	+1.900	11:10:40.629
9	1:47.514	+2.444	11:12:28.143
10	1:47.001	+1.931	11:14:15.144
11	1:48.117	+3.047	11:16:03.261

Lliga Catalana Motocròs. Bellpuig

Clasificado por vueltas

MX 85 Cad-Juv

Circuit de Montperler 1,300 km

2a Cursa

15/09/2013 12:45

Carrera (15:00 y 2 Vueltas) iniciado a 12:29:34

Pos.	Nº	Nom	Moto	Voltes	Total T°	Millor Tm	En Volta	PEC	Categ
1	77	SANTIN DE ARTEAGA, ALEX	KTM	11	20:17.091	1:48.575	2	1	MX 85 Juv
2	250	OLIVER VILAR, ORIOL	KTM	11	20:19.223	1:48.158	2	2	MX 85 Juv
3	64	OTERO SAEZ, ROBERTO	KTM	11	20:35.966	1:50.064	10	3	MX 85 Juv
4	84	TOMAS CASTILLO, ERIC	KTM	11	20:38.857	1:49.272	4	4	MX 85 Juv
5	72	UBACH SALA, SALVADOR	KTM	11	20:41.149	1:50.378	4	5	MX 85 Juv
6	43	GASCO MARTINEZ, JAN	KTM	11	20:57.725	1:51.676	9	6	MX 85 Juv
7	11	SOLES AMADOR, ALEX	KTM	11	21:03.781	1:52.773	5	7	MX 85 Juv
8	67	MARTINEZ NOGUEIRA, YAGO	KAWASAKI	11	21:13.616	1:50.329	5	8	MX 85 Juv
9	59	AGUILAR ACEDO, FRANCESC	KTM	11	21:16.164	1:53.845	4	9	MX 85 Juv
10	94	MOMPART AÑAÑOS, RAMON	KTM	11	21:17.933	1:53.658	6	10	MX 85 Juv
11	90	ANTOLIN CUERVO, MARC	SIN MARCA	10	20:37.810	2:00.357	6	11	MX 85 Juv
12	26	MASCARILLA GUIU, VALERI X.	KTM	10	20:41.022	2:01.369	3	12	MX 85 Juv
13	16	CONESA SANCHEZ, SERGI	KTM	10	21:53.500	2:06.520	4	13	MX 85 Juv
14	35	SEGU ROSA, ORIOL	KAWASAKI	10	21:59.594	2:05.886	3	14	MX 85 Juv
15	75	COMELLAS SALA, GERARD	YAMAHA	10	22:17.311	2:08.658	2	15	MX 85 Juv
16	73	MELGAREJO GOMEZ, ERIC	KAWASAKI	9	20:20.554	2:08.398	3	16	MX 85 Juv
17	222	RUESTES GRANOLLES, TONI	KTM	9	20:31.562	2:12.942	2	17	MX 85 Juv
18	34	IBAÑEZ LARA, HUGO	YAMAHA	8	20:18.233	2:25.644	2	18	MX 85 Juv

No clasificado

NT	32	FERRE PLA, EDGAR	SUZUKI	5	11:17.136	2:08.178	3	NT	MX 85 Cad
NE	46	SANCHEZ NEQUI, JANA	SIN MARCA				0	NE	MX 85 Juv
NE	457	PAZ JIMENEZ, MARC	KTM				0	NE	MX 85 Juv
EX	29	GOMEZ LOPEZ, SILVER	SUZUKI	11	20:34.534	1:49.416	3	EX	MX 85 Cad

Margin of Victory	Avg. Speed	Best Lap Tm	Best Spd	Best Lap by
2.132	42,298	1:48.158	43,270	250 - OLIVER VILAR, ORIOL

Jefe de cronometraje Nando Ribé

Orbits

Director de Carrera Lluís Capdevila



SEGUROS
Ges

www.mylaps.com

Licenciado a: Nando.Crono

Lliga Catalana Motocròs. Bellpuig

Vuelta a vuelta

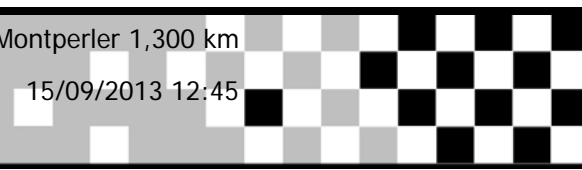
MX 85 Cad-Juv

Circuit de Montperler 1,300 km

2a Cursa

15/09/2013 12:45

Carrera (15:00 y 2 Vueltas) iniciado a 12:29:34



Competidores	Vueltas											
	0	1	2	3	4	5	6	7	8	9	10	11
GASCO MARTINEZ, JAN (43)	1	43	250	250	77	77	77	77	77	77	77	77
OLIVER VILAR, ORIOL (250)	2	250	29	29	29	29	29	29	29	250	250	250
TOMAS CASTILLO, ERIC (84)	3	84	77	77	84	84	250	250	250	29	29	29
GOMEZ LOPEZ, SILVER (29)	4	29	84	84	250	250	84	84	84	84	84	64
SANTIN DE ARTEAGA, ALEX (77)	5	77	72	72	72	72	72	72	72	64	64	64
MARTINEZ NOGUEIRA, YAGO (67)	6	67	64	64	67	67	67	64	64	72	72	72
UBACH SALA, SALVADOR (72)	7	72	67	67	64	64	64	67	67	67	43	43
MASCARILLA GUIU, VALERI X. (26)	8	26	11	11	11	11	11	11	11	43	11	11
SEGU ROSA, ORIOL (35)	9	35	43	43	43	43	43	43	43	11	67	67
OTERO SAEZ, ROBERTO (64)	10	64	59	59	59	59	59	59	59	59	59	59
AGUILAR ACEDO, FRANCESC (59)	11	59	94	94	94	94	94	94	94	94	94	94
SOLES AMADOR, ALEX (11)	12	11	90	90	26	26	26	90	90	90	90	90
CONESA SANCHEZ, SERGI (16)	13	16	35	26	90	90	90	26	26	26	26	26
MOMPART AÑAÑOS, RAMON (94)	14	94	26	73	73	16	16	16	16	16	16	16
RUESTES GRANOLLES, TONI (222)	15	222	73	16	16	32	75	75	75	35	35	35
ANTOLIN CUERVO, MARC (90)	16	90	16	32	32	75	32	35	35	75	75	75
MELGAREJO GOMEZ, ERIC (73)	17	73	32	75	75	222	35	73	73	73	73	73
IBAÑEZ LARA, HUGO (34)	18	34	222	222	222	73	73	222	222	222	222	222
FERRE PLA, EDGAR (32)	19	32	75	35	35	35	222	34	34	34		
COMELLAS SALA, GERARD (75)	20	75	34	34	34	34	34					
-	21											
-	22											

Lliga Catalana Motocròs. Bellpuig

MX 85 Cad-Juv

Circuit de Montperler 1,300 km

2a Cursa

15/09/2013 12:45

Carrera (15:00 y 2 Vueltas) iniciado a 12:29:34

Lap	Lap Tm	Diff	Time of Day
(77) SANTIN DE ARTEAGA, ALEX			
1	1:51.983	+3.408	12:31:31.186
2	1:48.575		12:33:19.761
3	1:49.044	+0.469	12:35:08.805
4	1:49.206	+0.631	12:36:58.011
5	1:49.181	+0.606	12:38:47.192
6	1:51.066	+2.491	12:40:38.258
7	1:50.808	+2.233	12:42:29.066
8	1:50.241	+1.666	12:44:19.307
9	1:49.797	+1.222	12:46:09.104
10	1:51.437	+2.862	12:48:00.541
11	1:51.125	+2.550	12:49:51.666

Lap	Lap Tm	Diff	Time of Day
(250) OLIVER VILAR, ORIOL			
1	1:48.414	+0.256	12:31:27.396
2	1:48.158		12:33:15.554
3	2:01.498	+13.340	12:35:17.052
4	1:48.444	+0.286	12:37:05.496
5	1:49.301	+1.143	12:38:54.797
6	1:49.610	+1.452	12:40:44.407
7	1:50.533	+2.375	12:42:34.940
8	1:49.151	+0.993	12:44:24.091
9	1:48.885	+0.727	12:46:12.976
10	1:50.832	+2.674	12:48:03.808
11	1:49.990	+1.832	12:49:53.798

Lap	Lap Tm	Diff	Time of Day
(64) OTERO SAEZ, ROBERTO			
1	1:55.771	+5.707	12:31:35.376
2	1:51.658	+1.594	12:33:27.034
3	1:52.506	+2.442	12:35:19.540
4	1:52.059	+1.995	12:37:11.599
5	1:50.732	+0.668	12:39:02.331
6	1:51.354	+1.290	12:40:53.685
7	1:51.364	+1.300	12:42:45.049
8	1:53.129	+3.065	12:44:38.178
9	1:51.839	+1.775	12:46:30.017
10	1:50.064		12:48:20.081
11	1:50.460	+0.396	12:50:10.541

Lap	Lap Tm	Diff	Time of Day
(84) TOMAS CASTILLO, ERIC			
1	1:54.386	+5.114	12:31:33.369
2	1:50.978	+1.706	12:33:24.347
3	1:51.246	+1.974	12:35:15.593
4	1:49.272		12:37:04.865
5	1:52.468	+3.196	12:38:57.333
6	1:53.647	+4.375	12:40:50.980
7	1:52.131	+2.859	12:42:43.111
8	1:51.907	+2.635	12:44:35.018
9	1:52.700	+3.428	12:46:27.718
10	1:51.490	+2.218	12:48:19.208
11	1:54.224	+4.952	12:50:13.432

Lap	Lap Tm	Diff	Time of Day
(72) UBACH SALA, SALVADOR			
1	1:55.275	+4.897	12:31:34.562
2	1:51.125	+0.747	12:33:25.687
3	1:51.607	+1.229	12:35:17.294
4	1:50.378		12:37:07.672
5	1:51.492	+1.114	12:38:59.164
6	1:53.721	+3.343	12:40:52.885
7	1:51.350	+0.972	12:42:44.235
8	1:54.407	+4.029	12:44:38.642
9	1:52.511	+2.133	12:46:31.153
10	1:52.062	+1.684	12:48:23.215
11	1:52.509	+2.131	12:50:15.724

Lap	Lap Tm	Diff	Time of Day
(43) GASCO MARTINEZ, JAN			
1	1:59.240	+7.564	12:31:38.212
2	1:54.942	+3.266	12:33:33.154
3	1:52.985	+1.309	12:35:26.139
4	1:54.106	+2.430	12:37:20.245
5	1:53.061	+1.385	12:39:13.306
6	1:53.200	+1.524	12:41:06.506
7	1:55.231	+3.555	12:43:01.737
8	1:51.682	+0.006	12:44:53.419
9	1:51.676		12:46:45.095
10	1:52.862	+1.186	12:48:37.957
11	1:54.343	+2.667	12:50:32.300

Lap	Lap Tm	Diff	Time of Day
(11) SOLES AMADOR, ALEX			
1	1:57.456	+4.683	12:31:37.091
2	1:54.423	+1.650	12:33:31.514
3	1:54.561	+1.788	12:35:26.075
4	1:53.443	+0.670	12:37:19.518
5	1:52.773		12:39:12.291
6	1:53.737	+0.964	12:41:06.028
7	1:54.901	+2.128	12:43:00.929
8	1:53.164	+0.391	12:44:54.093
9	1:53.376	+0.603	12:46:47.469
10	1:55.344	+2.571	12:48:42.813
11	1:55.543	+2.770	12:50:38.356

Lap	Lap Tm	Diff	Time of Day
(67) MARTINEZ NOGUEIRA, YAGO			
1	1:57.593	+7.264	12:31:36.864
2	1:51.397	+1.068	12:33:28.261
3	1:50.471	+0.142	12:35:18.732
4	1:52.032	+1.703	12:37:10.764
5	1:50.329		12:39:01.093
6	1:54.442	+4.113	12:40:55.535
7	1:54.062	+3.733	12:42:49.597
8	1:54.646	+4.317	12:44:44.243
9	2:14.216	+23.887	12:46:58.459
10	1:55.698	+5.369	12:48:54.157
11	1:54.034	+3.705	12:50:48.191

Lap	Lap Tm	Diff	Time of Day
(59) AGUILAR ACEDO, FRANCESC			
1	2:01.337	+7.492	12:31:40.948
2	1:55.580	+1.735	12:33:36.528
3	1:54.207	+0.362	12:35:30.735
4	1:53.845		12:37:24.580
5	1:54.246	+0.401	12:39:18.826
6	1:54.272	+0.427	12:41:13.098
7	1:56.757	+2.912	12:43:09.855
8	1:55.632	+1.787	12:45:05.487
9	1:54.588	+0.743	12:47:00.075
10	1:54.951	+1.106	12:48:55.026
11	1:55.713	+1.868	12:50:50.739

Lap	Lap Tm	Diff	Time of Day
(94) MOMPART AÑAÑOS, RAMON			
1	2:02.794	+9.136	12:31:42.604
2	1:55.757	+2.099	12:33:38.361
3	1:54.644	+0.986	12:35:33.005
4	1:54.054	+0.396	12:37:27.059
5	1:55.070	+1.412	12:39:22.129
6	1:53.658		12:41:15.787
7	1:55.728	+2.070	12:43:11.515
8	1:55.111	+1.453	12:45:06.626
9	1:54.832	+1.174	12:47:01.458
10	1:55.157	+1.499	12:48:56.615
11	1:55.893	+2.235	12:50:52.508

Lap	Lap Tm	Diff	Time of Day
(90) ANTOLIN CUERVO, MARC			

Lap	Lap Tm	Diff	Time of Day
(26) MASCARILLA GUIU, VALERI X.			
1	2:08.027	+7.670	12:31:48.184
2	2:03.764	+3.407	12:33:51.948
3	2:04.555	+4.198	12:35:56.503
4	2:00.740	+0.383	12:37:57.243
5	2:02.014	+1.657	12:39:59.257
6	2:00.357		12:41:59.614
7	2:02.777	+2.420	12:44:02.391
8	2:03.000	+2.643	12:46:05.391
9	2:03.961	+3.604	12:48:09.352
10	2:03.033	+2.676	12:50:12.385

Lap	Lap Tm	Diff	Time of Day
(16) CONESA SANCHEZ, SERGI			
1	2:11.376	+10.007	12:31:50.821
2	2:02.513	+1.144	12:33:53.334
3	2:01.369		12:35:54.703
4	2:01.754	+0.385	12:37:56.457
5	2:02.302	+0.933	12:39:58.759
6	2:02.778	+1.409	12:42:01.537
7	2:01.532	+0.163	12:44:03.069
8	2:04.032	+2.663	12:46:07.101
9	2:02.568	+1.199	12:48:09.669
10	2:05.928	+4.559	12:50:15.597

Lap	Lap Tm	Diff	Time of Day
(75) COMELLAS SALA, GERARD			
1	2:15.793	+9.273	12:31:55.476
2	2:09.352	+2.832	12:34:04.828
3	2:07.835	+1.315	12:36:12.663
4	2:06.520		12:38:19.183
5	2:07.376	+0.856	12:40:26.559
6	2:11.358	+4.838	12:42:37.917
7	2:12.470	+5.950	12:44:50.387
8	2:12.619	+6.099	12:47:03.006
9	2:12.405	+5.885	12:49:15.411
10	2:12.664	+6.144	12:51:28.075

Lap	Lap Tm	Diff	Time of Day
(35) SEGU ROSA, ORIOL			
1	2:09.946	+4.060	12:31:49.545
2	2:42.871	+36.985	12:34:32.416
3	2:05.886		12:36:38.302
4	2:06.700	+0.814	12:38:45.002
5	2:07.303	+1.417	12:40:52.305
6	2:11.142	+5.256	12:43:03.447
7	2:08.431	+2.545	12:45:11.878
8	2:07.957	+2.071	12:47:19.835
9	2:07.868	+1.982	12:49:27.703
10	2:06.466	+0.580	12:51:34.169

Lap	Lap Tm	Diff	Time of Day
(75) COMELLAS SALA, GERARD			
1	2:18.760	+10.102	12:32:00.354
2	2:08.658		12:34:09.012
3	2:10.501	+1.843	12:36:19.513
4	2:10.241	+1.583	12:38:29.754
5	2:08.782	+0.124	12:40:38.536
6	2:16.799	+8.141	12:42:55.335
7	2:13.549	+4.891	12:45:08.884
8	2:15.028	+6.370	12:47:23.912
9	2:13.707	+5.049	12:49:37.619
10	2:14.267	+5.609	12:51:51.886

Lap	Lap Tm	Diff	Time of Day
(73) MELGAREJO GOMEZ, ERIC			
1	2:13.878	+5.480	12:31:54.170
2	2:09.569	+1.171	12:34:03.739
3	2:08.398		12:36:12.137
4	2:29.318	+20.920	12:38:41.455
5	2:15.309	+6.911	12:40:56.764
6	2:15.478	+7.080	12:43:12.242

Lliga Catalana Motocròs. Bellpuig

MX 85 Cad-Juv

Circuit de Montperler 1,300 km

FINALS MX 85 JUVENIL-CADET

Posició	Nº	Nombre	Total puntos	R1	R2	Total T°
MX 85 Cad						
1	32	FERRE PLA, EDGAR	25	25	0	32:44.257
2	29	GOMEZ LOPEZ, SILVER	0	0	0	40:15.440
MX 85 Juv						
1	77	SANTIN DE ARTEAGA, ALEX	47	22	25	39:57.052
2	250	OLIVER VILAR, ORIOL	47	25	22	39:56.086
3	64	OTERO SAEZ, ROBERTO	36	16	20	40:52.777
4	72	UBACH SALA, SALVADOR	34	18	16	40:43.607
5	67	MARTINEZ NOGUEIRA, YAGO	33	20	13	41:09.875
6	84	TOMAS CASTILLO, ERIC	33	15	18	41:10.116
7	43	GASCO MARTINEZ, JAN	29	14	15	41:42.099
8	11	SOLES AMADOR, ALEX	27	13	14	41:52.181
9	59	AGUILAR ACEDO, FRANCESC	24	12	12	42:04.803
10	94	MOMPART AÑAÑOS, RAMON	22	11	11	42:11.228
11	90	ANTOLIN CUERVO, MARC	19	9	10	41:00.577
12	35	SEGU ROSA, ORIOL	17	10	7	42:20.717
13	26	MASCARILLA GUIU, VALERI X.	17	8	9	41:07.125
14	16	CONESA SANCHEZ, SERGI	14	6	8	43:37.668
15	73	MELGAREJO GOMEZ, ERIC	12	7	5	41:51.744
16	75	COMELLAS SALA, GERARD	9	3	6	43:49.923
17	222	RUESTES GRANOLLES, TONI	9	5	4	40:11.593
18	34	IBAÑEZ LARA, HUGO	7	4	3	40:28.049
19	46	SANCHEZ NEQUI, JANA	0	0	0	0.000
20	457	PAZ JIMENEZ, MARC	0	0	0	2:09.960

Lliga Catalana Motocròs. Bellpuig

Clasificado por mejor tiempo de vuelta

MX 65

Circuit de Montperler 1,300 km

Ent Cronometrats

15/09/2013 09:50

Práctica (20:00 Tiempo) iniciado a 9:44:05

Pos.	Nº	Nom	Moto	Voltes	Millor Tm	En Volta	PEC	Categ
1	99	FONTOVA SALVIA, ALBERT	KTM	10	1:48.584	10	1	MX 65
2	9	FARRES PLAZA, GUILLEM	KAWASAKI	9	1:51.353	8	2	MX 65
3	5	SANCHEZ GARCIA, RAUL	KTM	11	1:52.430	11	3	MX 65
4	25	OLIVERAS BUSOMS, POL	KTM	10	1:54.890	9	4	MX 65
5	4	MONNE VILES, ADRIA	SIN MARCA	9	1:57.536	7	5	MX 65
6	73	CANET ARDEVOL, EDGAR	KTM	10	1:58.637	8	6	MX 65
7	82	BAENA LIMERES, KYLIAN	KTM	10	1:58.916	10	7	MX 65
8	23	ROJAS MOROS, PAU	KTM	9	2:00.151	6	8	MX 65
9	97	BALZARETTI, SANTIAGO	KTM	10	2:00.738	8	9	MX 65
10	21	GELI QUINTANA, PAU	KTM	10	2:01.059	6	10	MX 65
11	24	CASAS TORRUELLA, ROGER	KTM	10	2:01.799	10	11	MX 65
12	144	SALES MILIAN, ANDREU	KAWASAKI	10	2:02.817	8	12	MX 65
13	12	FERRE PLA, FERRAN	KTM	10	2:02.928	5	13	MX 65
14	87	QUIRANTE LORENZO, EDGAR	KAWASAKI	10	2:03.694	6	14	MX 65
15	115	GARCIA PLANAS, ARNAU	SIN MARCA	10	2:04.592	10	15	MX 65
16	17	GARCIA DELGADO, GERARD	SIN MARCA	9	2:04.969	6	16	MX 65
17	713	PAVLIV , ILYA	KTM	9	2:05.030	6	17	MX 65
18	26	SUMOY ROVIRA, SAULO	KTM	9	2:09.434	5	18	MX 65
19	41	SISO NOFRE, DANIEL	KTM	9	2:15.729	9	19	MX 65
20	95	ROSELL ROMERO, CARLES	SIN MARCA	8	2:19.456	3	20	MX 65
21	111	RIBES LARA, MARTIN	GAS-GAS	9	2:22.200	9	21	MX 65
22	16	CONESA SANCHEZ, PAU	KAWASAKI	9	2:23.435	5	22	MX 65

Lliga Catalana Motocròs. Bellpuig

Clasificado por vueltas

MX 65

Circuit de Montperler 1,300 km

1a Cursa

15/09/2013 11:30

Carrera (12:00 y 2 Vueltas) iniciado a 11:20:42

Pos.	Nº	Nom	Moto	Voltes	Total T°	Millor Tm	En Volta	PEC	Categ
1	5	SANCHEZ GARCIA, RAUL	KTM	9	16:33.111	1:48.619	9	1	MX 65
2	99	FONTOVA SALVIA, ALBERT	KTM	9	16:39.107	1:48.270	8	2	MX 65
3	9	FARRES PLAZA, GUILLEM	KAWASAKI	9	17:03.994	1:50.938	3	3	MX 65
4	25	OLIVERAS BUSOMS, POL	KTM	9	17:10.993	1:52.940	2	4	MX 65
5	73	CANET ARDEVOL, EDGAR	KTM	9	17:45.007	1:55.904	9	5	MX 65
6	4	MONNE VILES, ADRIA	SIN MARCA	9	17:48.821	1:56.753	6	6	MX 65
7	24	CASAS TORRUELLA, ROGER	KTM	9	17:59.255	1:56.121	5	7	MX 65
8	87	QUIRANTE LORENZO, EDGAR	KAWASAKI	9	18:22.441	2:00.224	3	8	MX 65
9	21	GELI QUINTANA, PAU	KTM	9	18:23.280	2:00.793	5	9	MX 65
10	713	PAVLIV , ILYA	KTM	9	18:23.843	1:58.533	7	10	MX 65
11	97	BALZARETTI, SANTIAGO	KTM	9	18:30.222	1:58.709	6	11	MX 65
12	12	FERRE PLA, FERRAN	KTM	8	16:42.749	2:01.978	3	12	MX 65
13	17	GARCIA DELGADO, GERARD	SIN MARCA	8	16:44.161	2:00.431	7	13	MX 65
14	23	ROJAS MOROS, PAU	KTM	8	16:50.432	2:01.242	7	14	MX 65
15	115	GARCIA PLANAS, ARNAU	SIN MARCA	8	16:55.530	2:03.067	2	15	MX 65
16	144	SALES MILIAN, ANDREU	KAWASAKI	8	17:01.518	2:02.764	3	16	MX 65
17	41	SISO NOFRE, DANIEL	KTM	8	17:39.463	2:08.940	4	17	MX 65
18	95	ROSELL ROMERO, CARLES	SIN MARCA	8	18:16.083	2:09.828	2	18	MX 65
19	111	RIBES LARA, MARTIN	GAS-GAS	8	18:37.029	2:16.148	8	19	MX 65
20	16	CONESA SANCHEZ, PAU	KAWASAKI	8	18:37.906	2:15.359	4	20	MX 65

No clasificado

NT	82	BAENA LIMERES, KYLIAN	KTM	4	8:22.477	1:59.994	3	NT	MX 65
NT	26	SUMOY ROVIRA, SAULO	KTM	1	2:36.152	2:02.936	1	NT	MX 65

Margin of Victory	Avg. Speed	Best Lap Tm	Best Spd	Best Lap by
5.996	42,412	1:48.270	43,225	99 - FONTOVA SALVIA, ALBERT

Jefe de cronometraje Nando Ribé

Orbits

Director de Carrera Lluís Capdevila



SEGUROS
Ges

www.mylaps.com

Licenciado a: Nando.Crono

Lliga Catalana Motocròs. Bellpuig

Vuelta a vuelta

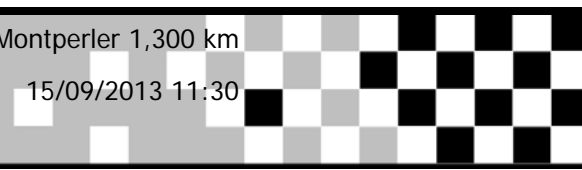
MX 65

Circuit de Montperler 1,300 km

1a Cursa

15/09/2013 11:30

Carrera (12:00 y 2 Vueltas) iniciado a 11:20:42



Competidores	Vueltas										
	0	1	2	3	4	5	6	7	8	9	
FONTOVA SALVIA, ALBERT (99)	1	99	99	5	5	5	5	5	5	5	5
SANCHEZ GARCIA, RAUL (5)	2	5	5	99	99	99	99	99	99	99	99
PAVLIV , ILYA (713)	3	713	25	25	9	9	9	9	9	9	9
CASAS TORRUELLA, ROGER (24)	4	24	9	9	25	25	25	25	25	25	25
MONNE VILES, ADRIA (4)	5	4	4	73	73	73	73	73	73	73	73
OLIVERAS BUSOMS, POL (25)	6	25	73	4	4	4	4	4	4	4	4
CANET ARDEVOL, EDGAR (73)	7	73	21	87	87	24	24	24	24	24	24
FARRES PLAZA, GUILLEM (9)	8	9	87	21	82	87	87	87	87	87	87
BALZARETTI, SANTIAGO (97)	9	97	82	82	21	21	21	21	21	21	21
BAENA LIMERES, KYLIAN (82)	10	82	24	24	24	82	713	713	713	713	713
GELI QUINTANA, PAU (21)	11	21	115	115	115	713	97	97	97	97	97
GARCIA DELGADO, GERARD (17)	12	17	713	713	713	115	12	12	12	12	12
QUIRANTE LORENZO, EDGAR (87)	13	87	97	97	97	97	115	17	17	17	17
GARCIA PLANAS, ARNAU (115)	14	115	144	144	144	12	144	115	23	23	23
SALES MILIAN, ANDREU (144)	15	144	17	17	12	144	17	23	115	115	115
ROJAS MOROS, PAU (23)	16	23	12	12	17	17	23	144	144	144	144
SISO NOFRE, DANIEL (41)	17	41	23	23	23	23	41	41	41	41	41
FERRE PLA, FERRAN (12)	18	12	41	41	41	41	95	95	95	95	95
RIBES LARA, MARTIN (111)	19	111	95	95	95	95	16	16	16	111	111
CONESA SANCHEZ, PAU (16)	20	16	16	111	111	16	111	111	111	16	16
ROSELL ROMERO, CARLES (95)	21	95	111	16	16	111					
SUMOY ROVIRA, SAULO (26)	22	26	26								

Lliga Catalana Motocròs. Bellpuig

MX 65

Circuit de Montperler 1,300 km

1a Cursa

15/09/2013 11:30

Carrera (12:00 y 2 Vueltas) iniciado a 11:20:42

Lap	Lap Tm	Diff	Time of Day
(5) SANCHEZ GARCIA, RAUL			
1	1:52.906	+4.287	11:22:40.724
2	1:48.977	+0.358	11:24:29.701
3	1:48.650	+0.031	11:26:18.351
4	1:48.843	+0.224	11:28:07.194
5	1:49.372	+0.753	11:29:56.566
6	1:50.249	+1.630	11:31:46.815
7	1:50.574	+1.955	11:33:37.389
8	1:49.475	+0.856	11:35:26.864
9	1:48.619		11:37:15.483

Lap	Lap Tm	Diff	Time of Day
(99) FONTOVA SALVIA, ALBERT			
1	1:52.409	+4.139	11:22:39.982
2	1:50.368	+2.098	11:24:30.350
3	1:52.627	+4.357	11:26:22.977
4	1:49.522	+1.252	11:28:12.499
5	1:49.321	+1.051	11:30:01.820
6	1:52.045	+3.775	11:31:53.865
7	1:48.359	+0.089	11:33:42.224
8	1:48.270		11:35:30.494
9	1:50.985	+2.715	11:37:21.479

Lap	Lap Tm	Diff	Time of Day
(9) FARRÉS PLAZA, GUILLEM			
1	1:56.728	+5.790	11:22:45.177
2	1:52.501	+1.563	11:24:37.678
3	1:50.938		11:26:28.616
4	1:51.540	+0.602	11:28:20.156
5	1:52.796	+1.858	11:30:12.952
6	1:52.405	+1.467	11:32:05.357
7	1:54.048	+3.110	11:33:59.405
8	1:54.063	+3.125	11:35:53.468
9	1:52.898	+1.960	11:37:46.366

Lap	Lap Tm	Diff	Time of Day
(25) OLIVERAS BUSOMS, POL			
1	1:55.350	+2.410	11:22:43.463
2	1:52.940		11:24:36.403
3	1:54.814	+1.874	11:26:31.217
4	1:53.046	+0.106	11:28:24.263
5	1:52.996	+0.056	11:30:17.259
6	1:53.448	+0.508	11:32:10.707
7	1:54.593	+1.653	11:34:05.300
8	1:54.043	+1.103	11:35:59.343
9	1:54.022	+1.082	11:37:53.365

Lap	Lap Tm	Diff	Time of Day
(73) CANET ARDEVOL, EDGAR			
1	2:00.089	+4.185	11:22:48.410
2	1:56.349	+0.445	11:24:44.759
3	1:59.766	+3.862	11:26:44.525
4	1:57.481	+1.577	11:28:42.006
5	1:58.265	+2.361	11:30:40.271
6	1:57.638	+1.734	11:32:37.909
7	1:56.088	+0.184	11:34:33.997
8	1:57.478	+1.574	11:36:31.475
9	1:55.904		11:38:27.379

Lap	Lap Tm	Diff	Time of Day
(4) MONNE VILES, ADRIA			
1	1:59.467	+2.714	11:22:47.571
2	1:59.376	+2.623	11:24:46.947
3	1:58.679	+1.926	11:26:45.626
4	1:58.720	+1.967	11:28:44.346
5	1:58.060	+1.307	11:30:42.406
6	1:56.753		11:32:39.159
7	1:57.380	+0.627	11:34:36.539
8	1:57.056	+0.303	11:36:33.595
9	1:57.598	+0.845	11:38:31.193

Lap	Lap Tm	Diff	Time of Day
(24) CASAS TORRUELLA, ROGER			
1	2:08.172	+12.051	11:22:56.243
2	2:00.532	+4.411	11:24:56.775
3	2:00.360	+4.239	11:26:57.135
4	1:59.961	+3.840	11:28:57.096
5	1:56.121		11:30:53.217
6	1:56.354	+0.233	11:32:49.571
7	1:56.705	+0.584	11:34:46.276
8	1:57.673	+1.552	11:36:43.949
9	1:57.678	+1.557	11:38:41.627

Lap	Lap Tm	Diff	Time of Day
(87) QUIRANTE LORENZO, EDGAR			
1	2:04.295	+4.071	11:22:52.982
2	2:01.701	+1.477	11:24:54.683
3	2:00.224		11:26:54.907
4	2:02.263	+2.039	11:28:57.170
5	2:00.891	+0.667	11:30:58.061
6	2:03.155	+2.931	11:33:01.216
7	2:00.966	+0.742	11:35:02.182
8	2:00.600	+0.376	11:37:02.782
9	2:02.031	+1.807	11:39:04.813

Lap	Lap Tm	Diff	Time of Day
(21) GELI QUINTANA, PAU			
1	2:04.271	+3.478	11:22:52.772
2	2:02.723	+1.930	11:24:55.495
3	2:01.417	+0.624	11:26:56.912
4	2:01.302	+0.509	11:28:58.214
5	2:00.793		11:30:59.007
6	2:02.473	+1.680	11:33:01.480
7	2:01.635	+0.842	11:35:03.115
8	2:01.035	+0.242	11:37:04.150
9	2:01.502	+0.709	11:39:05.652

Lap	Lap Tm	Diff	Time of Day
(713) PAVLIV , ILYA			
1	2:12.276	+13.743	11:23:00.275
2	2:03.103	+4.570	11:25:03.378
3	2:03.365	+4.832	11:27:06.743
4	2:03.832	+5.299	11:29:10.575
5	1:58.968	+0.435	11:31:09.543
6	2:00.043	+1.510	11:33:09.586
7	1:58.533		11:35:08.119
8	1:58.561	+0.028	11:37:06.680
9	1:59.535	+1.002	11:39:06.215

Lap	Lap Tm	Diff	Time of Day
(97) BALZARETTI, SANTIAGO			
1	2:13.249	+14.540	11:23:01.701
2	2:03.455	+4.746	11:25:05.156
3	2:02.338	+3.629	11:27:07.494
4	2:04.906	+6.197	11:29:12.400
5	2:01.604	+2.895	11:31:14.004
6	1:58.709		11:33:12.713
7	2:00.599	+1.890	11:35:13.312
8	1:59.504	+0.795	11:37:12.816
9	1:59.778	+1.069	11:39:12.594

Lap	Lap Tm	Diff	Time of Day
(12) FERRE PLA, FERRAN			
1	2:14.914	+12.936	11:23:04.539
2	2:03.071	+1.093	11:25:07.610
3	2:01.978		11:27:09.588
4	2:03.233	+1.255	11:29:12.821
5	2:04.699	+2.721	11:31:17.520
6	2:02.227	+0.249	11:33:19.747
7	2:02.921	+0.943	11:35:22.668
8	2:02.453	+0.475	11:37:25.121

Lap	Lap Tm	Diff	Time of Day
(17) GARCIA DELGADO, GERARD			
1	2:14.822	+14.391	11:23:03.428
2	2:03.830	+3.399	11:25:07.258
3	2:03.935	+3.504	11:27:11.193
4	2:03.119	+2.688	11:29:14.312
5	2:06.783	+6.352	11:31:21.095
6	2:02.286	+1.855	11:33:23.381
7	2:00.431		11:35:23.812
8	2:02.721	+2.290	11:37:26.533

Lap	Lap Tm	Diff	Time of Day
(23) ROJAS MOROS, PAU			
1	2:16.681	+15.439	11:23:05.485
2	2:04.138	+2.896	11:25:09.623
3	2:03.932	+2.690	11:27:13.555
4	2:03.527	+2.285	11:29:17.082
5	2:04.858	+3.616	11:31:21.940
6	2:03.407	+2.165	11:33:25.347
7	2:01.242		11:35:26.589
8	2:06.215	+4.973	11:37:32.804

Lap	Lap Tm	Diff	Time of Day
(115) GARCIA PLANAS, ARNAU			
1	2:10.265	+7.198	11:22:58.964
2	2:03.067		11:25:02.031
3	2:03.927	+0.860	11:27:05.958
4	2:05.611	+2.544	11:29:11.569
5	2:06.459	+3.392	11:31:18.028
6	2:07.196	+4.129	11:33:25.224
7	2:05.371	+2.304	11:35:30.595
8	2:07.307	+4.240	11:37:37.902

Lap	Lap Tm	Diff	Time of Day
(144) SALES MILIAN, ANDREU			
1	2:13.830	+11.066	11:23:02.593
2	2:03.928	+1.164	11:25:06.521
3	2:02.764		11:27:09.285
4	2:03.973	+1.209	11:29:13.258
5	2:06.907	+4.143	11:31:20.165
6	2:08.732	+5.968	11:33:28.897
7	2:06.178	+3.414	11:35:35.075
8	2:08.815	+6.051	11:37:43.890

Lap	Lap Tm	Diff	Time of Day
(41) SISO NOFRE, DANIEL			
1	2:19.348	+10.408	11:23:08.664
2	2:09.387	+0.447	11:25:18.051
3	2:12.113	+3.173	11:27:30.164
4	2:08.940		11:29:39.104
5	2:09.731	+0.791	11:31:48.835
6	2:11.289	+2.349	11:34:00.124
7	2:12.260	+3.320	11:36:12.384
8	2:09.451	+0.511	11:38:21.835

Lap	Lap Tm	Diff	Time of Day
(95) ROSELL ROMERO, CARLES			
1	2:20.487	+10.659	11:23:10.704
2	2:09.828		11:25:20.532
3	2:11.898	+2.070	11:27:32.430
4	2:11.363	+1.535	11:29:43.793
5	2:16.871	+7.043	11:32:00.664
6	2:18.721	+8.893	11:34:19.385
7	2:19.237	+9.409	11:36:38.622
8	2:19.833	+10.005	11:38:58.455

Lap	Lap Tm	Diff	Time of Day
(111) RIBES LARA, MARTIN			
1	2:25.081	+8.933	11:23:14.762
2	2:16.627	+0.479	11:25:31.389
3	2:18.293	+2.145	11:27:49.682
4	2:18.777	+2.629	11:30:08.459
5	2:18.512	+2.364	11:32:26.971

Jefe de cronometraje Nando Ribé

Orbits

Director de Carrera Lluís Capdevila



SEGUROS
Ges

www.mylaps.com
Licenciado a: Nando.Crono

Lliga Catalana Motocròs. Bellpuig

MX 65

Circuit de Montperler 1,300 km

1a Cursa

15/09/2013 11:30

Carrera (12:00 y 2 Vueltas) iniciado a 11:20:42

Lap	Lap Tm	Diff	Time of Day
6	2:18.490	+2.342	11:34:45.461
7	2:17.792	+1.644	11:37:03.253
8	2:16.148		11:39:19.401

(16) CONESA SANCHEZ, PAU

Lap	Lap Tm	Diff	Time of Day
1	2:24.287	+8.928	11:23:14.040
2	2:18.384	+3.025	11:25:32.424
3	2:17.799	+2.440	11:27:50.223
4	2:15.359		11:30:05.582
5	2:18.257	+2.898	11:32:23.839
6	2:18.462	+3.103	11:34:42.301
7	2:17.334	+1.975	11:36:59.635
8	2:20.643	+5.284	11:39:20.278

(82) BAENA LIMERES, KYLIAN

Lap	Lap Tm	Diff	Time of Day
1	2:05.925	+5.931	11:22:54.422
2	2:01.478	+1.484	11:24:55.900
3	1:59.994		11:26:55.894
4	2:08.955	+8.961	11:29:04.849

(26) SUMOY ROVIRA, SAULO

Lap	Lap Tm	Diff	Time of Day
1	2:02.936		11:23:18.524

Lap	Lap Tm	Diff	Time of Day
-----	--------	------	-------------

Lap	Lap Tm	Diff	Time of Day
-----	--------	------	-------------

Lliga Catalana Motocròs. Bellpuig

Clasificado por vueltas

MX 65

Circuit de Montperler 0,800 km

2a Cursa

15/09/2013 13:10

Carrera (12:00 y 2 Vueltas) iniciado a 12:53:28

Pos.	Nº	Nom	Moto	Voltes	Total T°	Millor Tm	En Volta	PEC	Categ
1	5	SANCHEZ GARCIA, RAUL	KTM	9	16:41.798	1:48.326	4	1	MX 65
2	99	FONTOVA SALVIA, ALBERT	KTM	9	16:41.937	1:48.721	7	2	MX 65
3	9	FARRES PLAZA, GUILLEM	KAWASAKI	9	17:10.721	1:52.081	9	3	MX 65
4	25	OLIVERAS BUSOMS, POL	KTM	9	17:12.391	1:52.665	8	4	MX 65
5	73	CANET ARDEVOL, EDGAR	KTM	9	17:58.502	1:56.183	7	5	MX 65
6	4	MONNE VILES, ADRIA	SIN MARCA	9	18:05.270	1:55.389	6	6	MX 65
7	24	CASAS TORRUELLA, ROGER	KTM	9	18:33.904	1:57.790	2	7	MX 65
8	87	QUIRANTE LORENZO, EDGAR	KAWASAKI	9	18:40.131	2:01.943	5	8	MX 65
9	144	SALES MILIAN, ANDREU	KAWASAKI	9	18:41.885	2:02.375	2	9	MX 65
10	21	GELI QUINTANA, PAU	KTM	8	16:44.848	2:02.267	6	10	MX 65
11	17	GARCIA DELGADO, GERARD	SIN MARCA	8	16:46.103	2:02.502	7	11	MX 65
12	713	PAVLIV , ILYA	KTM	8	16:47.771	2:01.974	2	12	MX 65
13	23	ROJAS MOROS, PAU	KTM	8	16:54.542	2:02.654	7	13	MX 65
14	12	FERRE PLA, FERRAN	KTM	8	17:01.339	2:03.286	6	14	MX 65
15	115	GARCIA PLANAS, ARNAU	SIN MARCA	8	17:15.934	2:05.816	4	15	MX 65
16	41	SISO NOFRE, DANIEL	KTM	8	18:23.344	2:12.347	5	16	MX 65
17	16	CONESA SANCHEZ, PAU	KAWASAKI	8	18:30.401	2:12.584	8	17	MX 65
18	111	RIBES LARA, MARTIN	GAS-GAS	8	18:32.683	2:14.919	8	18	MX 65
19	95	ROSELL ROMERO, CARLES	SIN MARCA	7	17:44.659	2:15.278	2	19	MX 65

No clasificado

NT	97	BALZARETTI, SANTIAGO	KTM	1	2:17.789	2:11.704	1	NT	MX 65
NE	26	SUMOY ROVIRA, SAULO	KTM				0	NE	MX 65
NE	82	BAENA LIMERES, KYLIAN	KTM				0	NE	MX 65

Margin of Victory	Avg. Speed	Best Lap Tm	Best Spd	Best Lap by
0.139	25,873	1:48.326	26,586	5 - SANCHEZ GARCIA, RAUL

Jefe de cronometraje Nando Ribé

Orbits

Director de Carrera Lluís Capdevila



SEGUROS
Ges

www.mylaps.com

Licenciado a: Nando.Crono

Lliga Catalana Motocròs. Bellpuig

Vuelta a vuelta

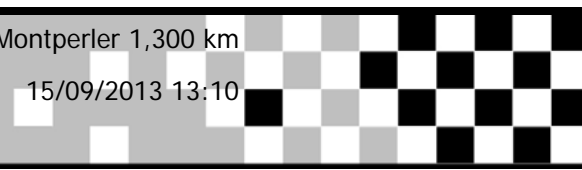
MX 65

Circuit de Montperler 1,300 km

2a Cursa

15/09/2013 13:10

Carrera (12:00 y 2 Vueltas) iniciado a 12:53:28



Competidores	Vueltas										
	0	1	2	3	4	5	6	7	8	9	
FONTOVA SALVIA, ALBERT (99)	1	99	99	99	99	5	5	5	5	5	5
FARRES PLAZA, GUILLEM (9)	2	9	5	5	5	99	99	99	99	99	99
SANCHEZ GARCIA, RAUL (5)	3	5	9	9	9	9	9	9	9	9	9
SALES MILIAN, ANDREU (144)	4	144	25	25	25	25	25	25	25	25	25
GARCIA DELGADO, GERARD (17)	5	17	73	73	73	73	73	4	73	73	73
OLIVERAS BUSOMS, POL (25)	6	25	4	4	4	4	4	73	4	4	4
CANET ARDEVOL, EDGAR (73)	7	73	87	24	24	87	87	87	87	24	24
MONNE VILES, ADRIA (4)	8	4	24	87	87	144	144	144	24	87	87
PAVLIV , ILYA (713)	9	713	144	144	144	24	24	24	144	144	144
CASAS TORRUELLA, ROGER (24)	10	24	713	713	21	21	21	21	21	21	21
GARCIA PLANAS, ARNAU (115)	11	115	97	21	17	17	17	17	17	17	17
ROJAS MOROS, PAU (23)	12	23	115	17	713	713	713	713	713	713	713
BALZARETTI, SANTIAGO (97)	13	97	21	115	23	23	23	23	23	23	23
QUIRANTE LORENZO, EDGAR (87)	14	87	17	23	115	115	12	12	12	12	12
GELI QUINTANA, PAU (21)	15	21	23	12	12	12	115	115	115	115	115
RIBES LARA, MARTIN (111)	16	111	12	41	41	41	41	41	41	41	41
CONESA SANCHEZ, PAU (16)	17	16	111	95	111	111	111	111	111	111	16
SISO NOFRE, DANIEL (41)	18	41	41	111	16	16	16	16	16	16	111
FERRE PLA, FERRAN (12)	19	12	95	16	95	95	95	95	95	95	95
ROSELL ROMERO, CARLES (95)	20	95	16								
-	21										
-	22										

Lliga Catalana Motocròs. Bellpuig

MX 65

Circuit de Montperler 1,300 km

2a Cursa

15/09/2013 13:10

Carrera (12:00 y 2 Vueltas) iniciado a 12:53:28

Lap	Lap Tm	Diff	Time of Day
(5) SANCHEZ GARCIA, RAUL			
1	1:53.353	+5.027	12:55:26.786
2	1:50.272	+1.946	12:57:17.058
3	1:50.652	+2.326	12:59:07.710
4	1:48.326		13:00:56.036
5	1:51.397	+3.071	13:02:47.433
6	1:50.138	+1.812	13:04:37.571
7	1:50.347	+2.021	13:06:27.918
8	1:49.918	+1.592	13:08:17.836
9	1:52.193	+3.867	13:10:10.029

Lap	Lap Tm	Diff	Time of Day
(99) FONTOVA SALVIA, ALBERT			
1	1:52.472	+3.751	12:55:25.590
2	1:50.556	+1.835	12:57:16.146
3	1:50.572	+1.851	12:59:06.718
4	1:50.864	+2.143	13:00:57.582
5	1:51.243	+2.522	13:02:48.825
6	1:52.205	+3.484	13:04:41.030
7	1:48.721		13:06:29.751
8	1:49.537	+0.816	13:08:19.288
9	1:50.880	+2.159	13:10:10.168

Lap	Lap Tm	Diff	Time of Day
(9) FARRÉS PLAZA, GUILLEM			
1	1:56.226	+4.145	12:55:29.618
2	1:54.003	+1.922	12:57:23.621
3	1:54.825	+2.744	12:59:18.446
4	1:54.415	+2.334	13:01:12.861
5	1:52.527	+0.446	13:03:05.388
6	1:54.035	+1.954	13:04:59.423
7	1:54.033	+1.952	13:06:53.456
8	1:53.415	+1.334	13:08:46.871
9	1:52.081		13:10:38.952

Lap	Lap Tm	Diff	Time of Day
(25) OLIVERAS BUSOMS, POL			
1	1:57.191	+4.526	12:55:30.681
2	1:54.381	+1.716	12:57:25.062
3	1:55.020	+2.355	12:59:20.082
4	1:53.524	+0.859	13:01:13.606
5	1:53.245	+0.580	13:03:06.851
6	1:53.463	+0.798	13:05:00.314
7	1:54.249	+1.584	13:06:54.563
8	1:52.665		13:08:47.228
9	1:53.394	+0.729	13:10:40.622

Lap	Lap Tm	Diff	Time of Day
(73) CANET ARDEVOL, EDGAR			
1	2:00.712	+4.529	12:55:34.321
2	2:00.026	+3.843	12:57:34.347
3	1:58.792	+2.609	12:59:33.139
4	1:59.330	+3.147	13:01:32.469
5	2:02.937	+6.754	13:03:35.406
6	1:57.690	+1.507	13:05:33.096
7	1:56.183		13:07:29.279
8	1:59.018	+2.835	13:09:28.297
9	1:58.436	+2.253	13:11:26.733

Lap	Lap Tm	Diff	Time of Day
(4) MONNE VILES, ADRIA			
1	2:02.897	+7.508	12:55:36.524
2	1:59.764	+4.375	12:57:36.288
3	2:01.056	+5.667	12:59:37.344
4	1:58.496	+3.107	13:01:35.840
5	2:00.823	+5.434	13:03:36.663
6	1:55.389		13:05:32.052
7	1:58.566	+3.177	13:07:30.618
8	2:01.142	+5.753	13:09:31.760
9	2:01.741	+6.352	13:11:33.501

Lap	Lap Tm	Diff	Time of Day
(24) CASAS TORRUELLA, ROGER			
1	2:08.005	+10.215	12:55:41.978
2	1:57.790		12:57:39.768
3	1:58.552	+0.762	12:59:38.320
4	2:19.744	+21.954	13:01:58.064
5	2:00.027	+2.237	13:03:58.091
6	2:02.644	+4.854	13:06:00.735
7	2:00.120	+2.330	13:08:00.855
8	1:58.587	+0.797	13:09:59.442
9	2:02.693	+4.903	13:12:02.135

Lap	Lap Tm	Diff	Time of Day
(87) QUIRANTE LORENZO, EDGAR			
1	2:06.595	+4.652	12:55:40.923
2	2:02.798	+0.855	12:57:43.721
3	2:02.693	+0.750	12:59:46.414
4	2:04.651	+2.708	13:01:51.065
5	2:01.943		13:03:53.008
6	2:04.157	+2.214	13:05:57.165
7	2:03.239	+1.296	13:08:00.404
8	2:04.107	+2.164	13:10:04.511
9	2:03.851	+1.908	13:12:08.362

Lap	Lap Tm	Diff	Time of Day
(144) SALES MILIAN, ANDREU			
1	2:10.184	+7.809	12:55:43.619
2	2:02.375		12:57:45.994
3	2:02.417	+0.042	12:59:48.411
4	2:03.948	+1.573	13:01:52.359
5	2:03.347	+0.972	13:03:55.706
6	2:03.325	+0.950	13:05:59.031
7	2:03.660	+1.285	13:08:02.691
8	2:03.789	+1.414	13:10:06.480
9	2:03.636	+1.261	13:12:10.116

Lap	Lap Tm	Diff	Time of Day
(21) GELI QUINTANA, PAU			
1	2:14.061	+11.794	12:55:48.489
2	2:04.262	+1.995	12:57:52.751
3	2:03.454	+1.187	12:59:56.205
4	2:04.083	+1.816	13:02:00.288
5	2:02.787	+0.520	13:04:03.075
6	2:02.267		13:06:05.342
7	2:03.528	+1.261	13:08:08.870
8	2:04.209	+1.942	13:10:13.079

Lap	Lap Tm	Diff	Time of Day
(17) GARCIA DELGADO, GERARD			
1	2:15.639	+13.137	12:55:49.084
2	2:04.414	+1.912	12:57:53.498
3	2:03.757	+1.255	12:59:57.255
4	2:03.866	+1.364	13:02:01.121
5	2:02.931	+0.429	13:04:04.052
6	2:03.185	+0.683	13:06:07.237
7	2:02.502		13:08:09.739
8	2:04.595	+2.093	13:10:14.334

Lap	Lap Tm	Diff	Time of Day
(713) PAVLIV, ILYA			
1	2:11.285	+9.311	12:55:45.046
2	2:01.974		12:57:47.020
3	2:12.084	+10.110	12:59:59.104
4	2:02.646	+0.672	13:02:01.750
5	2:03.673	+1.699	13:04:05.423
6	2:03.565	+1.591	13:06:08.988
7	2:03.021	+1.047	13:08:12.009
8	2:03.993	+2.019	13:10:16.002

Lap	Lap Tm	Diff	Time of Day
(23) ROJAS MOROS, PAU			
1	2:16.686	+14.032	12:55:50.961

Lap	Lap Tm	Diff	Time of Day
2	2:07.067	+4.413	12:57:58.028
3	2:03.153	+0.499	13:00:01.181
4	2:04.193	+1.539	13:02:05.374
5	2:03.877	+1.223	13:04:09.251
6	2:04.235	+1.581	13:06:13.486
7	2:02.654		13:08:16.140
8	2:06.633	+3.979	13:10:22.773

Lap	Lap Tm	Diff	Time of Day
(12) FERRE PLA, FERRAN			
1	2:18.198	+14.912	12:55:53.400
2	2:08.171	+4.885	12:58:01.571
3	2:04.882	+1.596	13:00:06.453
4	2:05.271	+1.985	13:02:11.724
5	2:03.299	+0.013	13:04:15.023
6	2:03.286		13:06:18.309
7	2:05.291	+2.005	13:08:23.600
8	2:05.970	+2.684	13:10:29.570

Lap	Lap Tm	Diff	Time of Day
(115) GARCIA PLANAS, ARNAU			
1	2:14.310	+8.494	12:55:48.475
2	2:09.340	+3.524	12:57:57.815
3	2:06.482	+0.666	13:00:04.297
4	2:05.816		13:02:10.113
5	2:06.591	+0.775	13:04:16.704
6	2:07.289	+1.473	13:06:23.993
7	2:09.602	+3.786	13:08:33.595
8	2:10.570	+4.754	13:10:44.165

Lap	Lap Tm	Diff	Time of Day
(41) SISO NOFRE, DANIEL			
1	2:22.908	+10.561	12:55:58.002
2	2:12.785	+0.438	12:58:10.787
3	2:12.811	+0.464	13:00:23.598
4	2:15.710	+3.363	13:02:39.308
5	2:12.347		13:04:51.655
6	2:12.858	+0.511	13:07:04.513
7	2:32.584	+20.237	13:09:37.097
8	2:14.478	+2.131	13:11:51.575

Lap	Lap Tm	Diff	Time of Day
(16) CONESA SANCHEZ, PAU			
1	2:26.992	+14.408	12:56:01.727
2	2:18.901	+6.317	12:58:20.628
3	2:18.108	+5.524	13:00:38.736
4	2:18.357	+5.773	13:02:57.093
5	2:17.633	+5.049	13:05:14.726
6	2:16.829	+4.245	13:07:31.555
7	2:14.493	+1.909	13:09:46.048
8	2:12.584		13:11:58.632

Lap	Lap Tm	Diff	Time of Day
(111) RIBES LARA, MARTIN			
1	2:22.617	+7.698	12:55:57.201
2	2:18.787	+3.868	12:58:15.988
3	2:17.838	+2.919	13:00:33.826
4	2:20.781	+5.862	13:02:54.607
5	2:19.411	+4.492	13:05:14.018
6	2:15.268	+0.349	13:07:29.286
7	2:16.709	+1.790	13:09:45.995
8	2:14.919		13:12:00.914

Lap	Lap Tm	Diff	Time of Day
(95) ROSELL ROMERO, CARLES			
1	2:23.514	+8.236	12:55:59.587
2	2:15.278		12:58:14.865
3	2:38.567	+23.289	13:00:53.432
4	2:35.922	+20.644	13:03:29.354
5	2:32.747	+17.469	13:06:02.101
6	2:36.021	+20.743	13:08:38.122
7	2:34.768	+19.490	13:11:12.890

Lliga Catalana Motocròs. Bellpuig

MX 65

Circuit de Montperler 1,300 km

2a Cursa

15/09/2013 13:10

Carrera (12:00 y 2 Vueltas) iniciado a 12:53:28

Lap	Lap Tm	Diff	Time of Day
<u>(97) BALZARETTI, SANTIAGO</u>			
1	2:11.704		12:55:46.020

Lap	Lap Tm	Diff	Time of Day
-----	--------	------	-------------

Lap	Lap Tm	Diff	Time of Day
-----	--------	------	-------------

Lliga Catalana Motocròs. Bellpuig

MX 65

Circuit de Montperler 1,300 km

FINAL MX 65

Posició	Nº	Nombre	Total puntos	R1	R2	Total T°
1	5	SANCHEZ GARCIA, RAUL	50	25	25	33:14.909
2	99	FONTOVA SALVIA, ALBERT	44	22	22	33:21.044
3	9	FARRES PLAZA, GUILLEM	40	20	20	34:14.715
4	25	OLIVERAS BUSOMS, POL	36	18	18	34:23.384
5	73	CANET ARDEVOL, EDGAR	32	16	16	35:43.509
6	4	MONNE VILES, ADRIA	30	15	15	35:54.091
7	24	CASAS TORRUELLA, ROGER	28	14	14	36:33.159
8	87	QUIRANTE LORENZO, EDGAR	26	13	13	37:02.572
9	21	GELI QUINTANA, PAU	23	12	11	35:08.128
10	713	PAVLIV , ILYA	20	11	9	35:11.614
11	17	GARCIA DELGADO, GERARD	18	8	10	33:30.264
12	144	SALES MILIAN, ANDREU	17	5	12	35:43.403
13	12	FERRE PLA, FERRAN	16	9	7	33:44.088
14	23	ROJAS MOROS, PAU	15	7	8	33:44.974
15	115	GARCIA PLANAS, ARNAU	12	6	6	34:11.464
16	97	BALZARETTI, SANTIAGO	10	10	0	20:48.011
17	41	SISO NOFRE, DANIEL	9	4	5	36:02.807
18	16	CONESA SANCHEZ, PAU	5	1	4	37:08.307
19	111	RIBES LARA, MARTIN	5	2	3	37:09.712
20	95	ROSELL ROMERO, CARLES	5	3	2	36:00.742
21	26	SUMOY ROVIRA, SAULO	0	0	0	2:36.152
22	82	BAENA LIMERES, KYLIAN	0	0	0	8:22.477

Lliga Catalana Motocròs. Bellpuig

Clasificado por mejor tiempo de vuelta

MX 50

Circuit de Montperler 0,800 km

Ent Cronometrats

15/09/2013 10:15

Práctica (15:00 Tiempo) iniciado a 10:06:00

Pos.	Nº	Nom	Moto	Voltes	Millor Tm	En Volta	PEC	Categ
1	71	PABLO ARANDA, MARC	KTM	11	1:28.978	4	1	MX 50
2	8	DOMINGUEZ OLIVA, YAGO	YAMAHA	10	1:30.146	10	2	MX 50
3	27	MAGRIA ADELL, PAU	KTM	11	1:30.253	9	3	MX 50
4	10	PUIG CUMI, VICTOR	KTM	11	1:30.291	8	4	MX 50
5	20	GALLART TORRES, ROGER	KTM	11	1:31.802	11	5	MX 50
6	59	MESTRES PLA, MARÇAL	KTM	10	1:32.725	10	6	MX 50
7	6	CAÑADAS GONZALEZ, JOEL	KTM	9	1:35.143	7	7	MX 50
8	95	SANCHEZ ESCUER, EDGAR	HUSQVARNA	10	1:38.387	8	8	MX 50
9	18	AGEA MORENO, DANI	METRAKIT	10	1:38.715	7	9	MX 50
10	17	CLAVER GIMENEZ, CRISTIAN	KTM	9	1:41.737	7	10	MX 50
11	70	CAMPS FAURIA, XAVIER	HUSQVARNA	9	1:47.963	8	11	MX 50
12	21	GALLART TORRES, SERGI	KTM	8	1:50.129	7	12	MX 50
13	29	PEREZ ORTIZ, BERNAT	RIEJU	8	2:11.134	7	13	MX 50
14	64	LERIDA ROBLES, MIQUEL	KTM	7	2:19.109	4	14	MX 50
15	177	BALZARETTI ALVAREZ, CARLO	KTM	5	3:03.673	3	15	MX 50

Lliga Catalana Motocròs. Bellpuig

Clasificado por vueltas

MX 50

Circuit de Montperler 0,800 km

1a Cursa

15/09/2013 11:50

Carrera (10:00 y 2 Vueltas) iniciado a 11:41:11

Pos.	Nº	Nom	Moto	Voltes	Total T°	Millor Tm	En Volta	PEC	Categ
1	71	PABLO ARANDA, MARC	KTM	9	13:03.783	1:25.235	9	1	MX 50
2	10	PUIG CUMI, VICTOR	KTM	9	13:05.130	1:25.464	4	2	MX 50
3	27	MAGRIA ADELL, PAU	KTM	9	13:28.247	1:25.443	2	3	MX 50
4	20	GALLART TORRES, ROGER	KTM	9	13:38.659	1:28.809	8	4	MX 50
5	8	DOMINGUEZ OLIVA, YAGO	YAMAHA	9	13:39.174	1:28.562	6	5	MX 50
6	6	CAÑADAS GONZALEZ, JOEL	KTM	9	14:06.053	1:27.984	4	6	MX 50
7	59	MESTRES PLA, MARÇAL	KTM	9	14:09.419	1:31.484	2	7	MX 50
8	95	SANCHEZ ESCUER, EDGAR	HUSQVARNA	9	14:27.573	1:33.186	8	8	MX 50
9	18	AGEA MORENO, DANI	METRAKIT	9	14:29.174	1:33.650	5	9	MX 50
10	17	CLAVER GIMENEZ, CRISTIAN	KTM	8	13:35.687	1:36.234	5	10	MX 50
11	70	CAMPS FAURIA, XAVIER	HUSQVARNA	8	14:22.957	1:43.742	8	11	MX 50
12	21	GALLART TORRES, SERGI	KTM	8	14:37.588	1:41.229	4	12	MX 50
13	177	BALZARETTI ALVAREZ, CARLO	KTM	6	15:09.349	2:24.247	6	13	MX 50

No clasificado

NT	64	LERIDA ROBLES, MIQUEL	KTM	2	4:38.512	2:15.164	2	NT	MX 50
NT	29	PEREZ ORTIZ, BERNAT	RIEJU	1	2:44.490	2:01.303	1	NT	MX 50

Margin of Victory	Avg. Speed	Best Lap Tm	Best Spd	Best Lap by
1.347	33,070	1:25.235	33,789	71 - PABLO ARANDA, MARC

Jefe de cronometraje Nando Ribé

Orbits

Director de Carrera Lluís Capdevila



SEGUROS
Ges

www.mylaps.com

Licenciado a: Nando.Crono

Lliga Catalana Motocròs. Bellpuig

Vuelta a vuelta

MX 50

Circuit de Montperler 0,800 km

1a Cursa

15/09/2013 11:50

Carrera (10:00 y 2 Vueltas) iniciado a 11:41:11

Competidores	Vueltas									
	0	1	2	3	4	5	6	7	8	9
CAÑADAS GONZALEZ, JOEL (6)	1	6	71	71	71	71	71	71	71	71
SANCHEZ ESCUER, EDGAR (95)	2	95	10	10	10	10	10	10	10	10
PABLO ARANDA, MARC (71)	3	71	20	20	20	20	27	27	27	27
GALLART TORRES, ROGER (20)	4	20	6	6	6	6	20	20	20	20
PUIG CUMI, VICTOR (10)	5	10	8	8	8	27	8	8	8	8
GALLART TORRES, SERGI (21)	6	21	59	59	27	8	6	6	6	6
AGEA MORENO, DANI (18)	7	18	95	27	59	59	59	59	59	59
CAMPS FAURIA, XAVIER (70)	8	70	18	95	95	95	18	18	95	95
MAGRIA ADELL, PAU (27)	9	27	21	18	18	18	95	95	18	18
CLAVER GIMENEZ, CRISTIAN (17)	10	17	27	21	21	21	17	17	17	17
DOMINGUEZ OLIVA, YAGO (8)	11	8	17	17	17	17	21	21	21	70
MESTRES PLA, MARÇAL (59)	12	59	70	70	70	70	70	70	70	21
LERIDA ROBLES, MIQUEL (64)	13	64	64	64	177	177	177	177		
BALZARETTI ALVAREZ, CARLO (17)	14	177	29	177						
PEREZ ORTIZ, BERNAT (29)	15	29	177							

Lliga Catalana Motocròs. Bellpuig

MX 50

Circuit de Montperler 0,800 km

1a Cursa

15/09/2013 11:50

Carrera (10:00 y 2 Vueltas) iniciado a 11:41:11

Lap	Lap Tm	Diff	Time of Day
(71) PABLO ARANDA, MARC			
1	1:28.426	+3.191	11:42:43.863
2	1:27.270	+2.035	11:44:11.133
3	1:26.321	+1.086	11:45:37.454
4	1:26.357	+1.122	11:47:03.811
5	1:25.565	+0.330	11:48:29.376
6	1:26.876	+1.641	11:49:56.252
7	1:28.094	+2.859	11:51:24.346
8	1:25.313	+0.078	11:52:49.659
9	1:25.235		11:54:14.894

Lap	Lap Tm	Diff	Time of Day
(10) PUIG CUMI, VICTOR			
1	1:30.449	+4.985	11:42:46.011
2	1:26.736	+1.272	11:44:12.747
3	1:26.825	+1.361	11:45:39.572
4	1:25.464		11:47:05.036
5	1:25.713	+0.249	11:48:30.749
6	1:26.745	+1.281	11:49:57.494
7	1:27.492	+2.028	11:51:24.986
8	1:25.533	+0.069	11:52:50.519
9	1:25.722	+0.258	11:54:16.241

Lap	Lap Tm	Diff	Time of Day
(27) MAGRIA ADELL, PAU			
1	1:46.724	+21.281	11:43:02.840
2	1:25.443		11:44:28.283
3	1:26.730	+1.287	11:45:55.013
4	1:26.390	+0.947	11:47:21.403
5	1:26.672	+1.229	11:48:48.075
6	1:27.557	+2.114	11:50:15.632
7	1:28.625	+3.182	11:51:44.257
8	1:28.460	+3.017	11:53:12.717
9	1:26.641	+1.198	11:54:39.358

Lap	Lap Tm	Diff	Time of Day
(20) GALLART TORRES, ROGER			
1	1:33.734	+4.925	11:42:49.255
2	1:30.374	+1.565	11:44:19.629
3	1:30.845	+2.036	11:45:50.474
4	1:29.773	+0.964	11:47:20.247
5	1:29.929	+1.120	11:48:50.176
6	1:30.575	+1.766	11:50:20.751
7	1:30.825	+2.016	11:51:51.576
8	1:28.809		11:53:20.385
9	1:29.385	+0.576	11:54:49.770

Lap	Lap Tm	Diff	Time of Day
(8) DOMINGUEZ OLIVA, YAGO			
1	1:35.683	+7.121	11:42:51.923
2	1:31.603	+3.041	11:44:23.526
3	1:30.985	+2.423	11:45:54.511
4	1:29.512	+0.950	11:47:24.023
5	1:29.481	+0.919	11:48:53.504
6	1:28.562		11:50:22.066
7	1:29.954	+1.392	11:51:52.020
8	1:29.236	+0.674	11:53:21.256
9	1:29.029	+0.467	11:54:50.285

Lap	Lap Tm	Diff	Time of Day
(6) CAÑADAS GONZALEZ, JOEL			
1	1:35.797	+7.813	11:42:50.916
2	1:30.837	+2.853	11:44:21.753
3	1:31.405	+3.421	11:45:53.158
4	1:27.984		11:47:21.142
5	1:40.498	+12.514	11:49:01.640
6	1:28.633	+0.649	11:50:30.273
7	1:41.041	+13.057	11:52:11.314
8	1:34.172	+6.188	11:53:45.486
9	1:31.678	+3.694	11:55:17.164

Lap	Lap Tm	Diff	Time of Day
(59) MESTRES PLA, MARÇAL			
1	1:37.345	+5.861	11:42:53.960
2	1:31.484		11:44:25.444
3	1:32.226	+0.742	11:45:57.670
4	1:33.157	+1.673	11:47:30.827
5	1:34.181	+2.697	11:49:05.008
6	1:34.417	+2.933	11:50:39.425
7	1:33.193	+1.709	11:52:12.618
8	1:35.168	+3.684	11:53:47.786
9	1:32.744	+1.260	11:55:20.530

Lap	Lap Tm	Diff	Time of Day
(95) SANCHEZ ESCUER, EDGAR			
1	1:42.151	+8.965	11:42:57.555
2	1:36.337	+3.151	11:44:33.892
3	1:37.143	+3.957	11:46:11.035
4	1:36.149	+2.963	11:47:47.184
5	1:34.857	+1.671	11:49:22.041
6	1:36.304	+3.118	11:50:58.345
7	1:33.516	+0.330	11:52:31.861
8	1:33.186		11:54:05.047
9	1:33.637	+0.451	11:55:38.684

Lap	Lap Tm	Diff	Time of Day
(18) AGEA MORENO, DANI			
1	1:42.390	+8.740	11:42:58.209
2	1:38.017	+4.367	11:44:36.226
3	1:36.364	+2.714	11:46:12.590
4	1:35.757	+2.107	11:47:48.347
5	1:33.650		11:49:21.997
6	1:34.274	+0.624	11:50:56.271
7	1:36.118	+2.468	11:52:32.389
8	1:33.767	+0.117	11:54:06.156
9	1:34.129	+0.479	11:55:40.285

Lap	Lap Tm	Diff	Time of Day
(17) CLAVER GIMENEZ, CRISTIAN			
1	1:47.947	+11.713	11:43:04.179
2	1:41.381	+5.147	11:44:45.560
3	1:41.949	+5.715	11:46:27.509
4	1:41.860	+5.626	11:48:09.369
5	1:36.234		11:49:45.603
6	1:38.296	+2.062	11:51:23.899
7	1:39.472	+3.238	11:53:03.371
8	1:43.427	+7.193	11:54:46.798

Lap	Lap Tm	Diff	Time of Day
(70) CAMPS FAURIA, XAVIER			
1	1:52.169	+8.427	11:43:08.046
2	1:46.034	+2.292	11:44:54.080
3	1:47.455	+3.713	11:46:41.535
4	1:46.371	+2.629	11:48:27.906
5	1:45.317	+1.575	11:50:13.223
6	1:47.979	+4.237	11:52:01.202
7	1:49.124	+5.382	11:53:50.326
8	1:43.742		11:55:34.068

Lap	Lap Tm	Diff	Time of Day
(21) GALLART TORRES, SERGI			
1	1:46.367	+5.138	11:43:02.172
2	1:42.781	+1.552	11:44:44.953
3	1:42.393	+1.164	11:46:27.346
4	1:41.229		11:48:08.575
5	1:45.294	+4.065	11:49:53.869
6	2:04.940	+23.711	11:51:58.809
7	1:50.503	+9.274	11:53:49.312
8	1:59.387	+18.158	11:55:48.699

Lap	Lap Tm	Diff	Time of Day
(177) BALZARETTI ALVAREZ, CARLO			
1	2:41.811	+17.564	11:44:01.104

Jefe de cronometraje Nando Ribé

Orbits

Director de Carrera Lluís Capdevila



SEGUROS
Ges

www.mylaps.com
Licenciado a: Nando.Crono

Lliga Catalana Motocròs. Bellpuig

Clasificado por vueltas

MX 50

Circuit de Montperler 0,800 km

2a Cursa

15/09/2013 13:22

Carrera (10:00 y 2 Vueltas) iniciado a 13:13:53

Pos.	Nº	Nom	Moto	Voltes	Total T°	Millor Tm	En Volta	PEC	Categ
1	27	MAGRIA ADELL, PAU	KTM	9	13:07.340	1:25.255	4	1	MX 50
2	10	PUIG CUMI, VICTOR	KTM	9	13:09.267	1:25.595	5	2	MX 50
3	71	PABLO ARANDA, MARC	KTM	9	13:27.420	1:28.022	9	3	MX 50
4	6	CAÑADAS GONZALEZ, JOEL	KTM	9	13:37.423	1:27.510	7	4	MX 50
5	59	MESTRES PLA, MARÇAL	KTM	9	13:52.573	1:29.944	4	5	MX 50
6	8	DOMINGUEZ OLIVA, YAGO	YAMAHA	9	13:56.461	1:30.112	6	6	MX 50
7	20	GALLART TORRES, ROGER	KTM	9	14:22.197	1:32.593	2	7	MX 50
8	95	SANCHEZ ESCUER, EDGAR	HUSQVARNA	9	14:24.233	1:33.723	8	8	MX 50
9	18	AGEA MORENO, DANI	METRAKIT	9	14:33.870	1:34.141	5	9	MX 50
10	17	CLAVER GIMENEZ, CRISTIAN	KTM	8	14:08.829	1:41.464	8	10	MX 50
11	21	GALLART TORRES, SERGI	KTM	8	14:09.131	1:41.486	5	11	MX 50
12	177	BALZARETTI ALVAREZ, CARLO	KTM	6	14:57.944	2:23.204	5	12	MX 50

No clasificado

NE	29	PEREZ ORTIZ, BERNAT	RIEJU				0	NE	MX 50
NE	64	LERIDA ROBLES, MIQUEL	KTM				0	NE	MX 50
NE	70	CAMPS FAURIA, XAVIER	HUSQVARNA				0	NE	MX 50

Margin of Victory	Avg. Speed	Best Lap Tm	Best Spd	Best Lap by
1.927	32,921	1:25.255	33,781	27 - MAGRIA ADELL, PAU

Jefe de cronometraje Nando Ribé

Orbits

Director de Carrera Lluís Capdevila



SEGUROS
Ges

www.mylaps.com

Licenciado a: Nando.Crono

Lliga Catalana Motocròs. Bellpuig

Vuelta a vuelta

MX 50

Circuit de Montperler 0,800 km

2a Cursa

15/09/2013 13:22

Carrera (10:00 y 2 Vueltas) iniciado a 13:13:53

Competidores	Vueltas									
	0	1	2	3	4	5	6	7	8	9
MAGRIA ADELL, PAU (27)	1	27	27	27	27	27	27	27	27	27
MESTRES PLA, MARÇAL (59)	2	59	71	71	10	10	10	10	10	10
CAÑADAS GONZALEZ, JOEL (6)	3	6	10	10	71	71	71	71	71	71
SANCHEZ ESCUER, EDGAR (95)	4	95	6	6	6	6	6	6	6	6
PABLO ARANDA, MARC (71)	5	71	59	59	59	59	59	59	59	59
GALLART TORRES, ROGER (20)	6	20	8	8	8	8	8	8	8	8
AGEA MORENO, DANI (18)	7	18	18	20	20	20	20	20	20	20
PUIG CUMI, VICTOR (10)	8	10	20	95	95	95	95	95	95	95
DOMINGUEZ OLIVA, YAGO (8)	9	8	95	18	18	18	18	18	18	18
CLAVER GIMENEZ, CRISTIAN (17)	10	17	17	21	21	21	21	21	21	17
BALZARETTI ALVAREZ, CARLO (17)	11	177	21	17	17	17	17	17	17	21
GALLART TORRES, SERGI (21)	12	21	177	177	177	177	177	177	177	177
-	13									
-	14									
-	15									

Lliga Catalana Motocròs. Bellpuig

MX 50

Circuit de Montperler 0,800 km

2a Cursa

15/09/2013 13:22

Carrera (10:00 y 2 Vueltas) iniciado a 13:13:53

Lap	Lap Tm	Diff	Time of Day
(27) MAGRIA ADELL, PAU			
1	1:28.983	+3.728	13:15:27.403
2	1:27.451	+2.196	13:16:54.854
3	1:27.048	+1.793	13:18:21.902
4	1:25.255		13:19:47.157
5	1:26.184	+0.929	13:21:13.341
6	1:25.835	+0.580	13:22:39.176
7	1:27.601	+2.346	13:24:06.777
8	1:27.291	+2.036	13:25:34.068
9	1:27.064	+1.809	13:27:01.132

Lap	Lap Tm	Diff	Time of Day
(10) PUIG CUMI, VICTOR			
1	1:29.561	+3.966	13:15:28.516
2	1:27.777	+2.182	13:16:56.293
3	1:25.964	+0.369	13:18:22.257
4	1:26.298	+0.703	13:19:48.555
5	1:25.595		13:21:14.150
6	1:27.843	+2.248	13:22:41.993
7	1:26.430	+0.835	13:24:08.423
8	1:26.878	+1.283	13:25:35.301
9	1:27.758	+2.163	13:27:03.059

Lap	Lap Tm	Diff	Time of Day
(71) PABLO ARANDA, MARC			
1	1:29.533	+1.511	13:15:28.178
2	1:28.071	+0.049	13:16:56.249
3	1:28.455	+0.433	13:18:24.704
4	1:29.369	+1.347	13:19:54.073
5	1:29.419	+1.397	13:21:23.492
6	1:29.142	+1.120	13:22:52.634
7	1:30.733	+2.711	13:24:23.367
8	1:29.823	+1.801	13:25:53.190
9	1:28.022		13:27:21.212

Lap	Lap Tm	Diff	Time of Day
(6) CAÑADAS GONZALEZ, JOEL			
1	1:36.116	+8.606	13:15:34.597
2	1:30.576	+3.066	13:17:05.173
3	1:31.751	+4.241	13:18:36.924
4	1:30.538	+3.028	13:20:07.462
5	1:29.421	+1.911	13:21:36.883
6	1:28.893	+1.383	13:23:05.776
7	1:27.510		13:24:33.286
8	1:28.487	+0.977	13:26:01.773
9	1:29.442	+1.932	13:27:31.215

Lap	Lap Tm	Diff	Time of Day
(59) MESTRES PLA, MARÇAL			
1	1:37.419	+7.475	13:15:35.878
2	1:30.618	+0.674	13:17:06.496
3	1:31.803	+1.859	13:18:38.299
4	1:29.944		13:20:08.243
5	1:31.125	+1.181	13:21:39.368
6	1:30.007	+0.063	13:23:09.375
7	1:30.616	+0.672	13:24:39.991
8	1:33.304	+3.360	13:26:13.295
9	1:33.070	+3.126	13:27:46.365

Lap	Lap Tm	Diff	Time of Day
(8) DOMINGUEZ OLIVA, YAGO			
1	1:37.264	+7.152	13:15:36.700
2	1:31.531	+1.419	13:17:08.231
3	1:30.987	+0.875	13:18:39.218
4	1:30.514	+0.402	13:20:09.732
5	1:31.214	+1.102	13:21:40.946
6	1:30.112		13:23:11.058
7	1:33.872	+3.760	13:24:44.930
8	1:32.415	+2.303	13:26:17.345
9	1:32.908	+2.796	13:27:50.253

Lap	Lap Tm	Diff	Time of Day
(20) GALLART TORRES, ROGER			
1	1:41.117	+8.524	13:15:40.014
2	1:32.593		13:17:12.607
3	1:33.858	+1.265	13:18:46.465
4	1:34.439	+1.846	13:20:20.904
5	1:34.904	+2.311	13:21:55.808
6	1:35.521	+2.928	13:23:31.329
7	1:35.326	+2.733	13:25:06.655
8	1:34.147	+1.554	13:26:40.802
9	1:35.187	+2.594	13:28:15.989

Lap	Lap Tm	Diff	Time of Day
(95) SANCHEZ ESCUER, EDGAR			
1	1:42.549	+8.826	13:15:41.173
2	1:34.606	+0.883	13:17:15.779
3	1:36.279	+2.556	13:18:52.058
4	1:33.988	+0.265	13:20:26.046
5	1:34.498	+0.775	13:22:00.544
6	1:33.766	+0.043	13:23:34.310
7	1:35.499	+1.776	13:25:09.809
8	1:33.723		13:26:43.532
9	1:34.493	+0.770	13:28:18.025

Lap	Lap Tm	Diff	Time of Day
(18) AGEA MORENO, DANI			
1	1:40.825	+6.684	13:15:39.736
2	1:36.561	+2.420	13:17:16.297
3	1:36.279	+2.138	13:18:52.576
4	1:35.144	+1.003	13:20:27.720
5	1:34.141		13:22:01.861
6	1:34.736	+0.595	13:23:36.597
7	1:35.574	+1.433	13:25:12.171
8	1:36.382	+2.241	13:26:48.553
9	1:39.109	+4.968	13:28:27.662

Lap	Lap Tm	Diff	Time of Day
(17) CLAVER GIMENEZ, CRISTIAN			
1	1:49.906	+8.442	13:15:49.640
2	1:46.820	+5.356	13:17:36.460
3	1:44.966	+3.502	13:19:21.426
4	1:43.125	+1.661	13:21:04.551
5	1:43.826	+2.362	13:22:48.377
6	1:43.310	+1.846	13:24:31.687
7	1:49.470	+8.006	13:26:21.157
8	1:41.464		13:28:02.621

Lap	Lap Tm	Diff	Time of Day
(21) GALLART TORRES, SERGI			
1	1:44.085	+2.599	13:15:51.609
2	1:44.379	+2.893	13:17:35.988
3	1:43.560	+2.074	13:19:19.548
4	1:44.750	+3.264	13:21:04.298
5	1:41.486		13:22:45.784
6	1:43.912	+2.426	13:24:29.696
7	1:45.394	+3.908	13:26:15.090
8	1:47.833	+6.347	13:28:02.923

Lap	Lap Tm	Diff	Time of Day
(177) BALZARETTI ALVAREZ, CARLO			
1	2:36.257	+13.053	13:16:39.882
2	2:29.820	+6.616	13:19:09.702
3	2:26.847	+3.643	13:21:36.549
4	2:23.475	+0.271	13:24:00.024
5	2:23.204		13:26:23.228
6	2:28.508	+5.304	13:28:51.736

Lliga Catalana Motocròs. Bellpuig

MX 50

Circuit de Montperler 0,800 km

FINAL MX 50

Posició	Nº	Nombre	Total puntos	R1	R2	Total Tº
1	27	MAGRIA ADELL, PAU	45	20	25	26:35.587
2	71	PABLO ARANDA, MARC	45	25	20	26:31.203
3	10	PUIG CUMI, VICTOR	44	22	22	26:14.397
4	6	CAÑADAS GONZALEZ, JOEL	33	15	18	27:43.476
5	20	GALLART TORRES, ROGER	32	18	14	28:00.856
6	8	DOMINGUEZ OLIVA, YAGO	31	16	15	27:35.635
7	59	MESTRES PLA, MARÇAL	30	14	16	28:01.992
8	95	SANCHEZ ESCUER, EDGAR	26	13	13	28:51.806
9	18	AGEA MORENO, DANI	24	12	12	29:03.044
10	17	CLAVER GIMENEZ, CRISTIAN	22	11	11	27:44.516
11	21	GALLART TORRES, SERGI	19	9	10	28:46.719
12	177	BALZARETTI ALVAREZ, CARLO	17	8	9	30:07.293
13	70	CAMPS FAURIA, XAVIER	10	10	0	14:22.957
14	29	PEREZ ORTIZ, BERNAT	0	0	0	2:44.490
15	64	LERIDA ROBLES, MIQUEL	0	0	0	4:38.512