

Rostollada Motorshow Avià

Clasificado por mejor tiempo de vuelta

Elit

La Roda 1,000 km

Ent Cronometrats

01/09/2013 09:45

Práctica iniciado a 10:05:33

Pos.	Nº	Nom	Voltes	Millor Tm	En Volta	Dif. resp. 1º	PEC	Categ
1	18	Lorenzo Santolino	4	1:24.564	4		1	Cat Elite
2	2	Cristobal Guerrero	4	1:24.820	3	0.256	2	Cat Elite
3	25	Ivan Cervantes	4	1:24.919	4	0.355	3	Cat Elite
4	111	Taddy Blazusiak	4	1:25.232	4	0.668	4	Cat Elite
5	96	Victor Guerrero	4	1:25.871	4	1.307	5	Cat Elite
6	38	Kirian Mirabet	4	1:27.269	4	2.705	6	Cat Elite
7	35	Armand Monleón	4	1:27.435	3	2.871	7	Cat Elite
8	14	Joan Jou	4	1:27.512	4	2.948	8	Cat Elite
9	78	Diego Lopez	4	1:27.548	3	2.984	9	Cat Elite
10	10	Jaume Bertriu	4	1:27.569	2	3.005	10	Cat Elite
11	174	Mario Roman	4	1:27.729	4	3.165	11	Cat Elite
12	3	Marc Coma	4	1:27.761	4	3.197	12	Cat Elite
13	23	Marc Solà	4	1:29.272	3	4.708	13	Cat Elite
14	16	Esreban Lanz	4	1:29.766	3	5.202	14	Cat Elite
15	41	Gerard Salavedra	4	1:30.671	3	6.107	15	Cat Elite
16	26	Rafa Garcia	4	1:30.798	2	6.234	16	Cat Elite
17	6	Miki Arpa	4	1:31.018	3	6.454	17	Cat Elite
18	4	Nil Arcarons			0		18	Cat Elite

Jefe de cronometraje

Orbits

Director de Carrera



SEGUROS
Ges

www.mylaps.com

Licenciado a: Nando.Crono

Rostollada Motorshow Avia

Clasificado por vueltas

Elit

La Roda 1,000 km

1a Cursa

01/09/2013 11:10

Carrera (10 Vueltas) iniciado a 11:11:35

Posición	Nº	Nom	Voltes	Total T°	Millor Tm	En Volta	PEC	Categ
1	111	Taddy Blazusiak	10	13:53.243	1:22.436	8	1	Cat Elite
2	2	Cristobal Guerrero	10	13:54.812	1:22.531	2	2	Cat Elite
3	10	Jaume Betriu	10	13:55.465	1:22.240	8	3	Cat Elite
4	18	Lorenzo Santolino	10	13:59.011	1:21.928	6	4	Cat Elite
5	96	Victor Guerrero	10	14:04.054	1:23.147	4	5	Cat Elite
6	35	Armand Monleón	10	14:10.528	1:23.419	8	6	Cat Elite
7	14	Joan Jou	10	14:25.056	1:25.557	5	7	Cat Elite
8	26	Rafa Garcia	10	14:25.709	1:25.479	3	8	Cat Elite
9	3	Marc Coma	10	14:26.674	1:25.095	2	9	Cat Elite
10	174	Mario Roman	10	14:27.035	1:23.661	4	10	Cat Elite
11	38	Kirian Mirabet	10	14:27.590	1:23.943	7	11	Cat Elite
12	23	Eloi Salsench	10	14:28.590	1:24.418	9	12	Cat Elite
13	25	Ivan Cervantes	10	14:30.353	1:23.172	4	13	Cat Elite
14	16	Esteban Lanz	10	14:48.020	1:26.087	3	14	Cat Elite
15	78	Diego Lopez	10	14:54.984	1:25.218	3	15	Cat Elite
16	6	Miki Arpa	10	14:58.439	1:25.479	5	16	Cat Elite
No clasificado								
NT	41	Gerard Salavedra	6	9:04.059	1:26.273	3	NT	Cat Elite

Margin of Victory	Avg. Speed	Best Lap Tm	Best Spd	Best Lap by
1.569	43,205	1:21.928	43,941	18 - Lorenzo Santolino

Jefe de cronometraje

Orbits

Director de Carrera



SEGUROS
Ges

www.mylaps.com

Licenciado a: Nando.Crono

Rostollada Motorshow Avia

Vuelta a vuelta

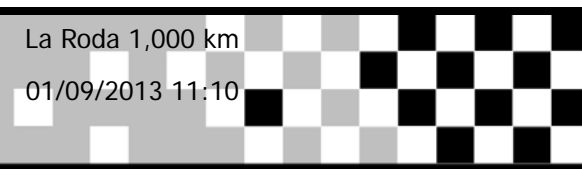
Elit

La Roda 1,000 km

1a Cursa

01/09/2013 11:10

Carrera (10 Vueltas) iniciado a 11:11:35



Competidores	Vueltas									
	1	2	3	4	5	6	7	8	9	10
Taddy Blazusiak (111)	111	111	111	111	111	111	111	111	111	111
Victor Guerrero (96)	96	96	96	96	2	2	2	2	2	2
Cristobal Guerrero (2)	2	2	2	2	96	96	10	10	10	10
Miki Arpa (6)	6	10	10	10	10	10	96	96	18	18
Jaume Betriu (10)	10	6	18	18	18	18	18	18	96	96
Kirian Mirabet (38)	38	38	6	6	6	35	35	35	35	35
Lorenzo Santolino (18)	18	18	38	35	35	14	14	14	14	14
Armand Monleón (35)	35	35	35	38	38	26	26	26	26	26
Joan Jou (14)	14	14	14	25	25	3	3	3	3	3
Rafa Garcia (26)	26	26	26	14	14	174	174	174	174	174
Diego Lopez (78)	78	3	3	26	26	6	38	38	38	38
Marc Coma (3)	3	25	25	3	3	38	23	23	23	23
Ivan Cervantes (25)	25	78	78	174	174	23	25	25	25	25
Gerard Salavedra (41)	41	41	41	23	23	25	6	16	16	16
Eloi Salsench (23)	23	174	174	78	16	16	16	6	6	78
Mario Roman (174)	174	23	23	16	41	41	78	78	78	6
Esteban Lanz (16)	16	16	16	41	78	78				

Rostollada Motorshow Avià


Elit

La Roda 1,000 km

1a Cursa

01/09/2013 11:10

Carrera (10 Vueltas) iniciado a 11:11:35



Lap	Lap Tm	Diff	Time of Day
(111) Taddy Blazusiak			
1			11:12:56.544
2	1:24.591	+2.155	11:14:21.135
3	1:23.287	+0.851	11:15:44.422
4	1:22.968	+0.532	11:17:07.390
5	1:23.064	+0.628	11:18:30.454
6	1:23.419	+0.983	11:19:53.873
7	1:23.577	+1.141	11:21:17.450
8	1:22.436		11:22:39.886
9	1:23.548	+1.112	11:24:03.434
10	1:25.160	+2.724	11:25:28.594
(2) Cristobal Guerrero			
1			11:13:00.135
2	1:22.531		11:14:22.666
3	1:23.315	+0.784	11:15:45.981
4	1:23.029	+0.498	11:17:09.010
5	1:22.600	+0.069	11:18:31.610
6	1:22.906	+0.375	11:19:54.516
7	1:23.892	+1.361	11:21:18.408
8	1:23.799	+1.268	11:22:42.207
9	1:23.658	+1.127	11:24:05.865
10	1:24.298	+1.767	11:25:30.163
(10) Jaume Betriu			
1			11:13:01.012
2	1:22.909	+0.669	11:14:23.921
3	1:22.861	+0.621	11:15:46.782
4	1:23.702	+1.462	11:17:10.484
5	1:23.118	+0.878	11:18:33.602
6	1:24.760	+2.520	11:19:58.362
7	1:23.330	+1.090	11:21:21.692
8	1:22.240		11:22:43.932
9	1:22.555	+0.315	11:24:06.487
10	1:24.329	+2.089	11:25:30.816
(18) Lorenzo Santolino			
1			11:13:02.741
2	1:25.527	+3.599	11:14:28.268
3	1:24.353	+2.425	11:15:52.621
4	1:23.738	+1.810	11:17:16.359
5	1:22.182	+0.254	11:18:38.541
6	1:21.928		11:20:00.469
7	1:23.301	+1.373	11:21:23.770
8	1:24.770	+2.842	11:22:48.540
9	1:22.336	+0.408	11:24:10.876
10	1:23.486	+1.558	11:25:34.362
(96) Victor Guerrero			
1			11:12:57.834
2	1:23.805	+0.658	11:14:21.639
3	1:23.558	+0.411	11:15:45.197
4	1:23.147		11:17:08.344
5	1:24.898	+1.751	11:18:33.242
6	1:24.641	+1.494	11:19:57.883
7	1:25.215	+2.068	11:21:23.098
8	1:24.813	+1.666	11:22:47.911
9	1:25.081	+1.934	11:24:12.992
10	1:26.413	+3.266	11:25:39.405
(35) Armand Monleón			
1			11:13:03.228
2	1:25.869	+2.450	11:14:29.097
3	1:25.119	+1.700	11:15:54.216
4	1:25.346	+1.927	11:17:19.562

Lap	Lap Tm	Diff	Time of Day
5	1:25.454	+2.035	11:18:45.016
6	1:24.272	+0.853	11:20:09.288
7	1:24.248	+0.829	11:21:33.536
8	1:23.419		11:22:56.955
9	1:23.770	+0.351	11:24:20.725
10	1:25.154	+1.735	11:25:45.879
(14) Joan Jou			
1			11:13:04.364
2	1:26.183	+0.626	11:14:30.547
3	1:25.573	+0.016	11:15:56.120
4	1:26.219	+0.662	11:17:22.339
5	1:25.557		11:18:47.896
6	1:26.709	+1.152	11:20:14.605
7	1:26.537	+0.980	11:21:41.142
8	1:25.913	+0.356	11:23:07.055
9	1:26.507	+0.950	11:24:33.562
10	1:26.845	+1.288	11:26:00.407
(26) Rafa Garcia			
1			11:13:04.940
2	1:26.550	+1.071	11:14:31.490
3	1:25.479		11:15:56.969
4	1:27.287	+1.808	11:17:24.256
5	1:25.519	+0.040	11:18:49.775
6	1:26.304	+0.825	11:20:16.079
7	1:25.938	+0.459	11:21:42.017
8	1:26.474	+0.995	11:23:08.491
9	1:25.930	+0.451	11:24:34.421
10	1:26.639	+1.160	11:26:01.060
(3) Marc Coma			
1			11:13:06.861
2	1:25.095		11:14:31.956
3	1:25.487	+0.392	11:15:57.443
4	1:27.599	+2.504	11:17:25.042
5	1:25.814	+0.719	11:18:50.856
6	1:25.533	+0.438	11:20:16.389
7	1:26.382	+1.287	11:21:42.771
8	1:26.104	+1.009	11:23:08.875
9	1:26.250	+1.155	11:24:35.125
10	1:26.900	+1.805	11:26:02.025
(174) Mario Roman			
1			11:13:10.508
2	1:26.144	+2.483	11:14:36.652
3	1:26.744	+3.083	11:16:03.396
4	1:23.661		11:17:27.057
5	1:24.667	+1.006	11:18:51.724
6	1:25.311	+1.650	11:20:17.035
7	1:26.153	+2.492	11:21:43.188
8	1:26.260	+2.599	11:23:09.448
9	1:26.380	+2.719	11:24:35.828
10	1:26.558	+2.897	11:26:02.386
(38) Kirian Mirabet			
1			11:13:01.964
2	1:25.844	+1.901	11:14:27.808
3	1:25.382	+1.439	11:15:53.190
4	1:27.038	+3.095	11:17:20.228
5	1:25.406	+1.463	11:18:45.634
6	1:35.236	+11.293	11:20:20.870
7	1:23.943		11:21:44.813
8	1:25.281	+1.338	11:23:10.094
9	1:26.627	+2.684	11:24:36.721
10	1:26.220	+2.277	11:26:02.941

Lap	Lap Tm	Diff	Time of Day
(23) Eloi Salsench			
1			11:13:09.874
2	1:27.981	+3.563	11:14:37.855
3	1:27.185	+2.767	11:16:05.040
4	1:24.963	+0.545	11:17:30.003
5	1:26.297	+1.879	11:18:56.300
6	1:26.121	+1.703	11:20:22.421
7	1:25.816	+1.398	11:21:48.237
8	1:25.305	+0.887	11:23:13.542
9	1:24.418		11:24:37.960
10	1:25.981	+1.563	11:26:03.941
(25) Ivan Cervantes			
1			11:13:07.241
2	1:25.765	+2.593	11:14:33.006
3	1:25.098	+1.926	11:15:58.104
4	1:23.172		11:17:21.276
5	1:25.146	+1.974	11:18:46.422
6	1:40.953	+17.781	11:20:27.375
7	1:23.448	+0.276	11:21:50.823
8	1:23.770	+0.598	11:23:14.593
9	1:23.835	+0.663	11:24:38.428
10	1:27.276	+4.104	11:26:05.704
(16) Esteban Lanz			
1			11:13:14.456
2	1:26.847	+0.760	11:14:41.303
3	1:26.087		11:16:07.390
4	1:27.781	+1.694	11:17:35.171
5	1:27.471	+1.384	11:19:02.642
6	1:27.132	+1.045	11:20:29.774
7	1:27.595	+1.508	11:21:57.369
8	1:28.278	+2.191	11:23:25.647
9	1:28.966	+2.879	11:24:54.613
10	1:28.758	+2.671	11:26:23.371
(78) Diego Lopez			
1			11:13:06.303
2	1:29.089	+3.871	11:14:35.392
3	1:25.218		11:16:00.610
4	1:30.352	+5.134	11:17:30.962
5	1:43.434	+18.216	11:19:14.396
6	1:30.179	+4.961	11:20:44.575
7	1:26.475	+1.257	11:22:11.050
8	1:25.850	+0.632	11:23:36.900
9	1:26.339	+1.121	11:25:03.239
10	1:27.096	+1.878	11:26:30.335
(6) Miki Arpa			
1			11:13:00.543
2	1:25.919	+0.440	11:14:26.462
3	1:26.378	+0.899	11:15:52.840
4	1:26.310	+0.831	11:17:19.150
5	1:25.479		11:18:44.629
6	1:35.730	+10.251	11:20:20.359
7	1:34.282	+8.803	11:21:54.641
8	1:33.893	+8.414	11:23:28.534
9	1:30.353	+4.874	11:24:58.887
10	1:34.903	+9.424	11:26:33.790
(41) Gerard Salavedra			
1			11:13:09.012
2	1:27.129	+0.856	11:14:36.141
3	1:26.273		11:16:02.414
4	1:33.685	+7.412	11:17:36.099

Jefe de cronometraje

Orbits

Director de Carrera



www.mylaps.com

Licenciado a: Nando.Crono

Rostollada Motorshow Avià

Elit

La Roda 1,000 km

1a Cursa

01/09/2013 11:10

Carrera (10 Vueltas) iniciado a 11:11:35

Lap	Lap Tm	Diff	Time of Day
5	1:27.487	+1.214	11:19:03.586
6	1:35.824	+9.551	11:20:39.410

Lap	Lap Tm	Diff	Time of Day
-----	--------	------	-------------

Lap	Lap Tm	Diff	Time of Day
-----	--------	------	-------------

Rostollada Motorshow Avia

Clasificado por vueltas

Elit

La Roda 1,000 km

2a Cursa

01/09/2013 12:45

Carrera (10 Vueltas) iniciado a 12:40:49

Posición	Nº	Nom	Voltes	Total T°	Millor Tm	En Volta	PEC	Categ
1	2	Cristobal Guerrero	10	13:49.418	1:22.202	9	1	Cat Elite
2	25	Ivan Cervantes	10	13:50.286	1:22.398	9	2	Cat Elite
3	111	Taddy Blazusiak	10	13:51.931	1:22.782	9	3	Cat Elite
4	10	Jaume Betriu	10	13:57.395	1:22.192	4	4	Cat Elite
5	3	Marc Coma	10	14:10.711	1:23.313	3	5	Cat Elite
6	35	Armand Monleón	10	14:11.547	1:24.063	6	6	Cat Elite
7	96	Victor Guerrero	10	14:25.490	1:23.487	2	7	Cat Elite
8	18	Lorenzo Santolino	10	14:27.736	1:24.084	10	8	Cat Elite
9	14	Joan Jou	10	14:33.286	1:26.640	8	9	Cat Elite
10	23	Eloi Salsench	10	14:33.955	1:25.276	9	10	Cat Elite
11	174	Mario Roman	10	14:36.834	1:25.407	2	11	Cat Elite
12	78	Diego Lopez	10	14:39.248	1:24.865	5	12	Cat Elite
13	16	Esreban Lanz	10	14:40.420	1:26.322	10	13	Cat Elite
14	38	Kirian Mirabet	10	14:41.143	1:25.075	3	14	Cat Elite

No clasificado

NT	41	Gerard Salavedra	1	1:46.948		0	NT	Cat Elite
NT	6	Miki Arpa				0	NT	Cat Elite
NT	26	Rafa Garcia				0	NT	Cat Elite

Margin of Victory	Avg. Speed	Best Lap Tm	Best Spd	Best Lap by
0.868	43,404	1:22.192	43,800	10 - Jaume Betriu

Jefe de cronometraje

Orbits

Director de Carrera



SEGUROS
Ges

www.mylaps.com

Licenciado a: Nando.Crono

Rostllada Motorshow Avià

Vuelta a vuelta

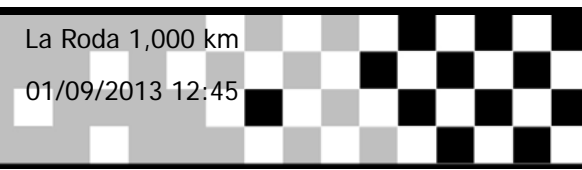
Elit

La Roda 1,000 km

2a Cursa

01/09/2013 12:45

Carrera (10 Vueltas) iniciado a 12:40:49



Competidores	Vueltas									
	1	2	3	4	5	6	7	8	9	10
Cristobal Guerrero (2)	1	2	2	2	2	2	2	2	2	2
Ivan Cervantes (25)	2	25	25	25	25	25	25	25	25	25
Taddy Blazusiak (111)	3	111	111	111	111	111	111	111	111	111
Armand Monleón (35)	4	35	35	10	10	10	10	10	10	10
Joan Jou (14)	5	14	10	10	3	3	3	3	3	3
Jaume Betriu (10)	6	10	3	3	35	35	35	35	35	35
Marc Coma (3)	7	3	14	14	14	14	96	96	96	96
Mario Roman (174)	8	174	174	174	174	174	14	14	18	18
Esreban Lanz (16)	9	16	16	96	96	96	96	18	18	14
Eloi Salsench (23)	10	23	23	16	16	78	78	23	23	23
Diego Lopez (78)	11	78	96	23	78	23	18	174	174	174
Victor Guerrero (96)	12	96	78	78	23	18	23	78	78	78
Lorenzo Santolino (18)	13	18	18	18	18	16	16	16	16	16
Kirian Mirabet (38)	14	38	38	38	38	38	38	38	38	38
Gerard Salavedra (41)	15	41								
-	16									
-	17									

Rostollada Motorshow Avià

Elit

La Roda 1,000 km

2a Cursa

01/09/2013 12:45

Carrera (10 Vueltas) iniciado a 12:40:49

Lap	Lap Tm	Diff	Time of Day
(2) Cristobal Guerrero			
1			12:42:09.638
2	1:24.496	+2.294	12:43:34.134
3	1:23.208	+1.006	12:44:57.342
4	1:23.580	+1.378	12:46:20.922
5	1:23.053	+0.851	12:47:43.975
6	1:23.452	+1.250	12:49:07.427
7	1:23.036	+0.834	12:50:30.463
8	1:22.812	+0.610	12:51:53.275
9	1:22.202		12:53:15.477
10	1:23.211	+1.009	12:54:38.688

Lap	Lap Tm	Diff	Time of Day
(25) Ivan Cervantes			
1			12:42:10.207
2	1:24.503	+2.105	12:43:34.710
3	1:24.037	+1.639	12:44:58.747
4	1:22.758	+0.360	12:46:21.505
5	1:23.178	+0.780	12:47:44.683
6	1:23.359	+0.961	12:49:08.042
7	1:22.856	+0.458	12:50:30.898
8	1:22.884	+0.486	12:51:53.782
9	1:22.398		12:53:16.180
10	1:23.376	+0.978	12:54:39.556

Lap	Lap Tm	Diff	Time of Day
(111) Taddy Blazusiak			
1			12:42:11.360
2	1:25.014	+2.232	12:43:36.374
3	1:24.072	+1.290	12:45:00.446
4	1:22.970	+0.188	12:46:23.416
5	1:23.030	+0.248	12:47:46.446
6	1:22.975	+0.193	12:49:09.421
7	1:23.123	+0.341	12:50:32.544
8	1:22.942	+0.160	12:51:55.486
9	1:22.782		12:53:18.268
10	1:22.933	+0.151	12:54:41.201

Lap	Lap Tm	Diff	Time of Day
(10) Jaume Betriu			
1			12:42:16.601
2	1:24.114	+1.922	12:43:40.715
3	1:23.446	+1.254	12:45:04.161
4	1:22.192		12:46:26.353
5	1:22.467	+0.275	12:47:48.820
6	1:22.887	+0.695	12:49:11.707
7	1:22.280	+0.088	12:50:33.987
8	1:22.371	+0.179	12:51:56.358
9	1:22.478	+0.286	12:53:18.836
10	1:27.829	+5.637	12:54:46.665

Lap	Lap Tm	Diff	Time of Day
(3) Marc Coma			
1			12:42:18.455
2	1:24.352	+1.039	12:43:42.807
3	1:23.313		12:45:06.120
4	1:23.903	+0.590	12:46:30.023
5	1:25.158	+1.845	12:47:55.181
6	1:24.469	+1.156	12:49:19.650
7	1:24.319	+1.006	12:50:43.969
8	1:25.883	+2.570	12:52:09.852
9	1:24.540	+1.227	12:53:34.392
10	1:25.589	+2.276	12:54:59.981

Lap	Lap Tm	Diff	Time of Day
(35) Armand Monleón			
1			12:42:12.586
2	1:25.072	+1.009	12:43:37.658
3	1:25.853	+1.790	12:45:03.511
4	1:29.406	+5.343	12:46:32.917

Lap	Lap Tm	Diff	Time of Day
5	1:25.083	+1.020	12:47:58.000
6	1:24.063		12:49:22.063
7	1:24.292	+0.229	12:50:46.355
8	1:24.107	+0.044	12:52:10.462
9	1:25.403	+1.340	12:53:35.865
10	1:24.952	+0.889	12:55:00.817

Lap	Lap Tm	Diff	Time of Day
(96) Victor Guerrero			
1			12:42:27.992
2	1:23.487		12:43:51.479
3	1:24.980	+1.493	12:45:16.459
4	1:24.960	+1.473	12:46:41.419
5	1:25.633	+2.146	12:48:07.052
6	1:26.567	+3.080	12:49:33.619
7	1:26.354	+2.867	12:50:59.973
8	1:23.622	+0.135	12:52:23.595
9	1:24.780	+1.293	12:53:48.375
10	1:26.385	+2.898	12:55:14.760

Lap	Lap Tm	Diff	Time of Day
(18) Lorenzo Santolino			
1			12:42:32.201
2	1:24.289	+0.205	12:43:56.490
3	1:24.241	+0.157	12:45:20.731
4	1:25.809	+1.725	12:46:46.540
5	1:26.521	+2.437	12:48:13.061
6	1:24.928	+0.844	12:49:37.989
7	1:25.640	+1.556	12:51:03.629
8	1:24.367	+0.283	12:52:27.996
9	1:24.926	+0.842	12:53:52.922
10	1:24.084		12:55:17.006

Lap	Lap Tm	Diff	Time of Day
(14) Joan Jou			
1			12:42:16.274
2	1:27.649	+1.009	12:43:43.923
3	1:26.663	+0.023	12:45:10.586
4	1:27.097	+0.457	12:46:37.683
5	1:27.466	+0.826	12:48:05.149
6	1:27.535	+0.895	12:49:32.684
7	1:28.229	+1.589	12:51:00.913
8	1:26.640		12:52:27.553
9	1:27.549	+0.909	12:53:55.102
10	1:27.454	+0.814	12:55:22.556

Lap	Lap Tm	Diff	Time of Day
(23) Eloi Salsench			
1			12:42:22.253
2	1:28.033	+2.757	12:43:50.286
3	1:27.879	+2.603	12:45:18.165
4	1:28.159	+2.883	12:46:46.324
5	1:26.201	+0.925	12:48:12.525
6	1:27.157	+1.881	12:49:39.682
7	1:26.332	+1.056	12:51:06.014
8	1:25.319	+0.043	12:52:31.333
9	1:25.276		12:53:56.609
10	1:26.616	+1.340	12:55:23.225

Lap	Lap Tm	Diff	Time of Day
(174) Mario Roman			
1			12:42:19.596
2	1:25.407		12:43:45.003
3	1:26.392	+0.985	12:45:11.395
4	1:26.844	+1.437	12:46:38.239
5	1:27.708	+2.301	12:48:05.947
6	1:27.173	+1.766	12:49:33.120
7	1:34.180	+8.773	12:51:07.300
8	1:26.474	+1.067	12:52:33.774
9	1:25.817	+0.410	12:53:59.591
10	1:26.513	+1.106	12:55:26.104

Lap	Lap Tm	Diff	Time of Day
(78) Diego Lopez			
1			12:42:26.013
2	1:26.641	+1.776	12:43:52.654
3	1:26.367	+1.502	12:45:19.021
4	1:26.177	+1.312	12:46:45.198
5	1:24.865		12:48:10.063
6	1:25.607	+0.742	12:49:35.670
7	1:33.151	+8.286	12:51:08.821
8	1:26.202	+1.337	12:52:35.023
9	1:27.015	+2.150	12:54:02.038
10	1:26.480	+1.615	12:55:28.518

Lap	Lap Tm	Diff	Time of Day
(16) Esreban Lanz			
1			12:42:20.890
2	1:28.086	+1.764	12:43:48.976
3	1:28.118	+1.796	12:45:17.094
4	1:27.746	+1.424	12:46:44.840
5	1:30.353	+4.031	12:48:15.193
6	1:26.885	+0.563	12:49:42.078
7	1:27.254	+0.932	12:51:09.332
8	1:27.276	+0.954	12:52:36.608
9	1:26.760	+0.438	12:54:03.368
10	1:26.322		12:55:29.690

Lap	Lap Tm	Diff	Time of Day
(38) Kirian Mirabet			
1			12:42:33.893
2	1:25.965	+0.890	12:43:59.858
3	1:25.075		12:45:24.933
4	1:25.626	+0.551	12:46:50.559
5	1:25.341	+0.266	12:48:15.900
6	1:26.744	+1.669	12:49:42.644
7	1:26.998	+1.923	12:51:09.642
8	1:27.206	+2.131	12:52:36.848
9	1:26.735	+1.660	12:54:03.583
10	1:26.830	+1.755	12:55:30.413

Lap	Lap Tm	Diff	Time of Day
(41) Gerard Salavedra			
1			12:42:36.218

Rostllada Motorshow Avia

Clasificado por vueltas

Elit

La Roda 1,000 km

3a Cursa

01/09/2013 14:00

Carrera (10 Vueltas) iniciado a 14:02:45

Posición	Nº	Nom	Voltes	Total T°	Millor Tm	En Volta	PEC	Categ
1	2	Cristobal Guerrero	10	13:46.957	1:21.997	8	1	Cat Elite
2	25	Ivan Cervantes	10	13:47.432	1:21.612	9	2	Cat Elite
3	111	Taddy Blazusiak	10	13:49.779	1:22.451	5	3	Cat Elite
4	18	Lorenzo Santolino	10	14:00.516	1:22.992	7	4	Cat Elite
5	96	Victor Guerrero	10	14:01.609	1:23.466	5	5	Cat Elite
6	10	Jaume Betriu	10	14:02.019	1:22.433	4	6	Cat Elite
7	35	Armand Monleón	10	14:15.318	1:23.713	8	7	Cat Elite
8	3	Marc Coma	10	14:22.140	1:24.405	5	8	Cat Elite
9	38	Kirian Mirabet	10	14:24.094	1:24.223	7	9	Cat Elite
10	174	Mario Roman	10	14:29.710	1:24.968	9	10	Cat Elite
11	14	Joan Jou	10	14:34.608	1:26.418	4	11	Cat Elite
12	78	Diego Lopez	10	14:34.876	1:25.091	4	12	Cat Elite
13	23	Eloi Salsench	10	14:35.429	1:25.962	4	13	Cat Elite
14	41	Gerard Salavedra	10	14:35.748	1:25.272	8	14	Cat Elite
15	16	Esreban Lanz	10	14:57.530	1:26.579	7	15	Cat Elite

No clasificado

NE	6	Miki Arpa				0	NE	Cat Elite
NE	26	Rafa Garcia				0	NE	Cat Elite

Margin of Victory	Avg. Speed	Best Lap Tm	Best Spd	Best Lap by
0.475	43,533	1:21.612	44,111	25 - Ivan Cervantes

Jefe de cronometraje

Orbits

Director de Carrera



SEGUROS
Ges

www.mylaps.com

Licenciado a: Nando.Crono

Rostollada Motorshow Avià

Vuelta a vuelta

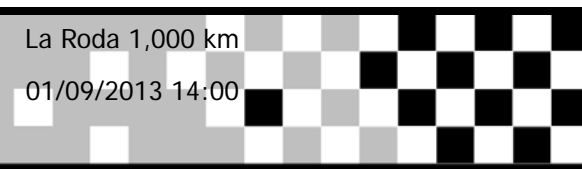
Elit

La Roda 1,000 km

3a Cursa

01/09/2013 14:00

Carrera (10 Vueltas) iniciado a 14:02:45



Competidores	Vueltas									
	1	2	3	4	5	6	7	8	9	10
Cristobal Guerrero (2)	1	2	2	2	2	2	2	2	2	2
Taddy Blazusiak (111)	2	111	111	111	111	111	25	25	25	25
Ivan Cervantes (25)	3	25	25	25	25	25	111	111	111	111
Victor Guerrero (96)	4	96	96	96	96	96	96	96	96	18
Lorenzo Santolino (18)	5	18	18	18	18	18	18	18	18	96
Marc Coma (3)	6	3	3	10	10	10	10	10	10	10
Jaume Betriu (10)	7	10	10	3	3	3	3	3	35	35
Armand Monleón (35)	8	35	35	35	35	35	35	3	3	3
Joan Jou (14)	9	14	14	14	14	14	38	38	38	38
Kirian Mirabet (38)	10	38	38	38	38	38	14	174	174	174
Gerard Salavedra (41)	11	41	41	41	78	78	78	174	14	14
Diego Lopez (78)	12	78	78	78	174	174	174	78	78	78
Mario Roman (174)	13	174	174	174	23	23	23	23	23	23
Eloi Salsench (23)	14	23	23	23	16	16	16	16	41	41
Esreban Lanz (16)	15	16	16	16	41	41	41	41	16	16
-	16									
-	17									

Rostollada Motorshow Avià

Elit

La Roda 1,000 km

3a Cursa

01/09/2013 14:00

Carrera (10 Vueltas) iniciado a 14:02:45

Lap	Lap Tm	Diff	Time of Day
(2) Cristobal Guerrero			
1			14:04:06.201
2	1:23.174	+1.177	14:05:29.375
3	1:23.713	+1.716	14:06:53.088
4	1:22.859	+0.862	14:08:15.947
5	1:22.845	+0.848	14:09:38.792
6	1:22.756	+0.759	14:11:01.548
7	1:22.775	+0.778	14:12:24.323
8	1:21.997		14:13:46.320
9	1:22.510	+0.513	14:15:08.830
10	1:23.147	+1.150	14:16:31.977

Lap	Lap Tm	Diff	Time of Day
(25) Ivan Cervantes			
1			14:04:07.927
2	1:23.346	+1.734	14:05:31.273
3	1:23.381	+1.769	14:06:54.654
4	1:23.952	+2.340	14:08:18.606
5	1:21.706	+0.094	14:09:40.312
6	1:22.978	+1.366	14:11:03.290
7	1:21.842	+0.230	14:12:25.132
8	1:22.707	+1.095	14:13:47.839
9	1:21.612		14:15:09.451
10	1:23.001	+1.389	14:16:32.452

Lap	Lap Tm	Diff	Time of Day
(111) Taddy Blazusiak			
1			14:04:07.390
2	1:23.276	+0.825	14:05:30.666
3	1:22.888	+0.437	14:06:53.554
4	1:23.450	+0.999	14:08:17.004
5	1:22.451		14:09:39.455
6	1:22.735	+0.284	14:11:02.190
7	1:24.507	+2.056	14:12:26.697
8	1:22.577	+0.126	14:13:49.274
9	1:22.495	+0.044	14:15:11.769
10	1:23.030	+0.579	14:16:34.799

Lap	Lap Tm	Diff	Time of Day
(18) Lorenzo Santolino			
1			14:04:10.985
2	1:24.969	+1.977	14:05:35.954
3	1:23.686	+0.694	14:06:59.640
4	1:24.245	+1.253	14:08:23.885
5	1:23.697	+0.705	14:09:47.582
6	1:23.350	+0.358	14:11:10.932
7	1:22.992		14:12:33.924
8	1:23.764	+0.772	14:13:57.688
9	1:24.673	+1.681	14:15:22.361
10	1:23.175	+0.183	14:16:45.536

Lap	Lap Tm	Diff	Time of Day
(96) Victor Guerrero			
1			14:04:09.622
2	1:24.369	+0.903	14:05:33.991
3	1:23.492	+0.026	14:06:57.483
4	1:23.957	+0.491	14:08:21.440
5	1:23.466		14:09:44.906
6	1:23.783	+0.317	14:11:08.689
7	1:24.201	+0.735	14:12:32.890
8	1:24.283	+0.817	14:13:57.173
9	1:24.389	+0.923	14:15:21.562
10	1:25.067	+1.601	14:16:46.629

Lap	Lap Tm	Diff	Time of Day
(10) Jaume Betriu			
1			14:04:12.628
2	1:25.026	+2.593	14:05:37.654
3	1:24.974	+2.541	14:07:02.628
4	1:22.433		14:08:25.061

Lap	Lap Tm	Diff	Time of Day
5	1:23.025	+0.592	14:09:48.086
6	1:23.709	+1.276	14:11:11.795
7	1:23.102	+0.669	14:12:34.897
8	1:23.374	+0.941	14:13:58.271
9	1:24.740	+2.307	14:15:23.011
10	1:24.028	+1.595	14:16:47.039

Lap	Lap Tm	Diff	Time of Day
(35) Armand Monleón			
1			14:04:13.161
2	1:25.480	+1.767	14:05:38.641
3	1:25.936	+2.223	14:07:04.577
4	1:25.756	+2.043	14:08:30.333
5	1:25.405	+1.692	14:09:55.738
6	1:25.007	+1.294	14:11:20.745
7	1:24.684	+0.971	14:12:45.429
8	1:23.713		14:14:09.142
9	1:25.240	+1.527	14:15:34.382
10	1:25.956	+2.243	14:17:00.338

Lap	Lap Tm	Diff	Time of Day
(3) Marc Coma			
1			14:04:11.857
2	1:25.469	+1.064	14:05:37.326
3	1:26.562	+2.157	14:07:03.888
4	1:26.151	+1.746	14:08:30.039
5	1:24.405		14:09:54.444
6	1:25.311	+0.906	14:11:19.755
7	1:25.286	+0.881	14:12:45.041
8	1:27.277	+2.872	14:14:12.318
9	1:26.416	+2.011	14:15:38.734
10	1:28.426	+4.021	14:17:07.160

Lap	Lap Tm	Diff	Time of Day
(38) Kirian Mirabet			
1			14:04:14.712
2	1:27.317	+3.094	14:05:42.029
3	1:26.813	+2.590	14:07:08.842
4	1:26.317	+2.094	14:08:35.159
5	1:26.960	+2.737	14:10:02.119
6	1:27.243	+3.020	14:11:29.362
7	1:24.223		14:12:53.585
8	1:25.237	+1.014	14:14:18.822
9	1:25.963	+1.740	14:15:44.785
10	1:24.329	+0.106	14:17:09.114

Lap	Lap Tm	Diff	Time of Day
(174) Mario Roman			
1			14:04:17.690
2	1:27.910	+2.942	14:05:45.600
3	1:26.659	+1.691	14:07:12.259
4	1:25.280	+0.312	14:08:37.539
5	1:26.353	+1.385	14:10:03.892
6	1:26.929	+1.961	14:11:30.821
7	1:26.641	+1.673	14:12:57.462
8	1:25.567	+0.599	14:14:23.029
9	1:24.968		14:15:47.997
10	1:26.733	+1.765	14:17:14.730

Lap	Lap Tm	Diff	Time of Day
(14) Joan Jou			
1			14:04:14.177
2	1:27.354	+0.936	14:05:41.531
3	1:26.661	+0.243	14:07:08.192
4	1:26.418		14:08:34.610
5	1:27.060	+0.642	14:10:01.670
6	1:27.214	+0.796	14:11:28.884
7	1:27.478	+1.060	14:12:56.362
8	1:28.183	+1.765	14:14:24.545
9	1:26.951	+0.533	14:15:51.496
10	1:28.132	+1.714	14:17:19.628

Lap	Lap Tm	Diff	Time of Day
(78) Diego Lopez			
1			14:04:16.805
2	1:27.423	+2.332	14:05:44.228
3	1:26.835	+1.744	14:07:11.063
4	1:25.091		14:08:36.154
5	1:26.687	+1.596	14:10:02.841
6	1:27.299	+2.208	14:11:30.140
7	1:28.634	+3.543	14:12:58.774
8	1:27.247	+2.156	14:14:26.021
9	1:26.219	+1.128	14:15:52.240
10	1:27.656	+2.565	14:17:19.896

Lap	Lap Tm	Diff	Time of Day
(23) Eloi Salsench			
1			14:04:18.612
2	1:28.377	+2.415	14:05:46.989
3	1:26.127	+0.165	14:07:13.116
4	1:25.962		14:08:39.078
5	1:26.089	+0.127	14:10:05.167
6	1:26.619	+0.657	14:11:31.786
7	1:27.244	+1.282	14:12:59.030
8	1:27.513	+1.551	14:14:26.543
9	1:26.867	+0.905	14:15:53.410
10	1:27.039	+1.077	14:17:20.449

Lap	Lap Tm	Diff	Time of Day
(41) Gerard Salavedra			
1			14:04:15.980
2	1:26.936	+1.664	14:05:42.916
3	1:27.359	+2.087	14:07:10.275
4	1:35.846	+10.574	14:08:46.121
5	1:25.740	+0.468	14:10:11.861
6	1:25.865	+0.593	14:11:37.726
7	1:25.925	+0.653	14:13:03.651
8	1:25.272		14:14:28.923
9	1:25.482	+0.210	14:15:54.405
10	1:26.363	+1.091	14:17:20.768

Lap	Lap Tm	Diff	Time of Day
(16) Esreban Lanz			
1			14:04:19.281
2	1:28.742	+2.163	14:05:48.023
3	1:27.050	+0.471	14:07:15.073
4	1:27.427	+0.848	14:08:42.500
5	1:26.873	+0.294	14:10:09.373
6	1:26.729	+0.150	14:11:36.102
7	1:26.579		14:13:02.681
8	1:34.620	+8.041	14:14:37.301
9	1:33.107	+6.528	14:16:10.408
10	1:32.142	+5.563	14:17:42.550

Rostollada Motorshow Avià

Elit

La Roda 1,000 km

FINAL ELIT

Posició	Nº	Nombre	Total puntos	R1	R2	R3.	Total Tº
1	2	Cristobal Guerrero	72	22	25	25	41:31.188
2	111	Taddy Blazusiak	65	25	20	20	41:34.954
3	10	Jaume Betriu	53	20	18	15	41:54.880
4	25	Ivan Cervantes	52	8	22	22	42:08.072
5	18	Lorenzo Santolino	49	18	13	18	42:27.264
6	96	Victor Guerrero	46	16	14	16	42:31.154
7	35	Armand Monleón	44	15	15	14	42:37.394
8	3	Marc Coma	41	12	16	13	42:59.526
9	14	Joan Jou	36	14	12	10	43:32.951
10	174	Mario Roman	32	11	10	11	43:33.580
11	38	Kirian Mirabet	29	10	7	12	43:32.828
12	23	Eloi Salsench	28	9	11	8	43:37.975
13	78	Diego Lopez	24	6	9	9	44:09.109
14	16	Esteban Lanz	21	7	8	6	44:25.971
15	26	Rafa Garcia	13	13	0	0	14:25.709
16	41	Gerard Salavedra	7	0	0	7	25:26.756
17	6	Miki Arpa	5	5	0	0	14:58.439

Rostollada Motorshow Avià

Clasificado por mejor tiempo de vuelta

Open

La Roda 1,000 km

Ent. Cronometrats A+B+C+D

01/09/2013 09:00

Práctica iniciado a 9:50:29

Posició	Nº	Nombre	Vueltas	Millor Tm	En volta	Dif. resp. 1º	PEC	Categ
Grup A Blau								
1	21	ERIC AUGÉ	3	1:34.202	3		1	Grup A Blau
2	105	XAVIER CLOTET	3	1:35.715	2	1.513	2	Grup A Blau
3	80	GUILLEM VILA	3	1:38.640	2	4.438	3	Grup A Blau
4	73	MARC MUJAL	3	1:40.418	2	6.216	4	Grup A Blau
5	88	JONATAN PONCE	3	1:40.838	3	6.636	5	Grup A Blau
6	3	CRISTIAN PLANAS	3	1:44.050	3	9.848	6	Grup A Blau
7	34	FABIAN SIMMER	3	1:45.780	3	11.578	7	Grup A Blau
8	32	ALEX COMELLA	3	1:47.188	3	12.986	8	Grup A Blau
9	121	EDGAR BARRAGAN	3	1:48.294	3	14.092	9	Grup A Blau
Grup B Vermell								
1	18	FRANC SERRA	3	1:30.623	3		1	Grup B Vermell
2	747	ORIOI CASAS	3	1:36.434	3	5.811	2	Grup B Vermell
3	37	XAVIER FERRER	3	1:37.470	3	6.847	3	Grup B Vermell
4	93	PATO TARRADAS	3	1:39.156	3	8.533	4	Grup B Vermell
5	96	JORDI CAPELLAS	3	1:40.099	3	9.476	5	Grup B Vermell
6	1	JOAQUIM FARGAS	3	1:40.837	3	10.214	6	Grup B Vermell
7	111	MARC MARTINEZ	3	1:45.145	3	14.522	7	Grup B Vermell
8	28	MANUEL MORALES	2	1:46.145	2	15.522	8	Grup B Vermell
9	39	JORDI ANGRILL	3	1:47.653	2	17.030	9	Grup B Vermell
10	40	JOSÉ LUIS IZQUIERDO	3	1:50.537	3	19.914	10	Grup B Vermell
11	23	MARC ARANDA	2	1:51.946	2	21.323	11	Grup B Vermell
Grup C Verd								
1	9	ELISON MEDEIROS	4	1:35.244	3		1	Grup C Verd
2	11	LEANDRE CASAS	3	1:36.064	3	0.820	2	Grup C Verd
3	54	POL MOLINA	3	1:36.393	3	1.149	3	Grup C Verd
4	84	LAIA MANTÉ	3	1:42.819	3	7.575	4	Grup C Verd
5	83	BASILIO ALVES	3	1:43.490	3	8.246	5	Grup C Verd
6	12	NIL CANUDES	3	1:43.592	3	8.348	6	Grup C Verd
7	75	DAVID GARCIA	3	1:47.887	3	12.643	7	Grup C Verd
8	33	J.ANTONI GOMEZ			0		8	Grup C Verd
Grup D Taronja								
1	55	ORIOI SANTACREU	4	1:35.507	4		1	Grup D Taronja
2	13	GUILLEM CALVERAS	4	1:36.980	4	1.473	2	Grup D Taronja
3	5	FERRAN SERRA	4	1:38.878	4	3.371	3	Grup D Taronja
4	8	VICTOR MORALES	3	1:40.552	3	5.045	4	Grup D Taronja
5	7	FRANCISCO IZQUIERDO	2	1:42.234	2	6.727	5	Grup D Taronja
6	100	ALBERT PONS	3	1:43.219	3	7.712	6	Grup D Taronja
7	6	JOSEP BARNIOL	3	1:43.487	3	7.980	7	Grup D Taronja
8	30	EWERTON MEDEIROS	3	1:59.761	3	24.254	8	Grup D Taronja
9	91	PABLO ROSET	2	2:24.929	2	49.422	9	Grup D Taronja

Rostollada Motorshow Avià

Clasificado por vueltas

Open

La Roda 1,000 km

Cursa A + B

01/09/2013 10:15

Carrera (9 Vueltas) iniciado a 10:19:59

Posición	Nº	Nom	Voltes	Total T°	Millor Tm	En Volta	PEC	Categ
1	18	FRANC SERRA	9	13:06.935	1:25.427	4	1	Grup B Vermell
2	21	ERIC AUGÉ	9	13:17.275	1:26.069	5	1	Grup A Blau
3	747	ORIOI CASAS	9	13:31.163	1:28.834	4	2	Grup B Vermell
4	105	XAVIER CLOTET	9	13:42.878	1:30.016	8	2	Grup A Blau
5	73	MARC MUJAL	9	13:51.519	1:30.300	5	3	Grup A Blau
6	93	PATO TARRADAS	9	14:05.351	1:32.822	4	3	Grup B Vermell
7	96	JORDI CAPELLAS	9	14:08.669	1:32.413	4	4	Grup B Vermell
8	80	GUILLEM VILA	9	14:26.098	1:31.301	7	4	Grup A Blau
9	40	JOSÉ LUIS IZQUIERDO	9	14:27.913	1:35.707	4	5	Grup B Vermell
10	37	XAVIER FERRER	9	14:28.415	1:31.222	2	6	Grup B Vermell
11	28	MANUEL MORALES	9	14:29.387	1:32.668	6	7	Grup B Vermell
12	34	FABIAN SIMMER	9	14:35.320	1:35.517	9	5	Grup A Blau
13	121	EDGAR BARRAGAN	8	13:19.898	1:36.935	5	6	Grup A Blau
14	1	JOAQUIM FARGAS	8	13:20.513	1:35.294	7	8	Grup B Vermell
15	3	CRISTIAN PLANAS	8	13:22.633	1:38.179	7	7	Grup A Blau
16	88	JONATAN PONCE	8	13:30.979	1:34.452	7	8	Grup A Blau
17	39	JORDI ANGRILL	8	13:35.496	1:39.566	8	9	Grup B Vermell
18	23	MARC ARANDA	8	13:40.835	1:38.624	3	10	Grup B Vermell
19	111	MARC MARTINEZ	8	14:03.099	1:42.644	6	11	Grup B Vermell
20	32	ALEX COMELLA	8	14:36.444	1:39.240	2	9	Grup A Blau

Margin of Victory

Avg. Speed

Best Lap Tm

Best Spd

Best Lap by

10.340

41,172

1:25.427

42,141

18 - FRANC SERRA

Jefe de cronometraje

Orbits

Director de Carrera



SEGUROS
Ges

www.mylaps.com

Licenciado a: Nando.Crono

Rostollada Motorshow Avià

Vuelta a vuelta

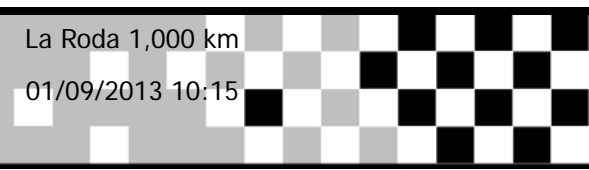
Open

La Roda 1,000 km

Cursa A + B

01/09/2013 10:15

Carrera (9 Vueltas) iniciado a 10:19:59



Competidores	Vueltas								
	1	2	3	4	5	6	7	8	9
FRANC SERRA (18)	18	18	18	18	18	18	18	18	18
ERIC AUGÉ (21)	21	21	21	21	21	21	21	21	21
ORIOI CASAS (747)	747	747	747	747	747	747	747	747	747
XAVIER CLOTET (105)	105	105	105	105	105	105	105	105	105
PATO TARRADAS (93)	93	93	73	73	73	73	73	73	73
JOSÉ LUIS IZQUIERDO (40)	40	73	93	93	93	93	93	93	93
MARC MUJAL (73)	73	40	96	96	96	96	96	96	96
FABIAN SIMMER (34)	34	96	40	40	40	40	40	40	80
JORDI CAPELLAS (96)	96	88	88	88	34	28	28	80	40
JONATAN PONCE (88)	88	34	34	34	28	34	80	28	37
ALEX COMELLA (32)	32	32	28	28	1	80	34	37	28
MARC ARANDA (23)	23	1	1	1	80	1	37	34	34
MANUEL MORALES (28)	28	28	23	80	88	37	1	121	
JOAQUIM FARGAS (1)	1	23	3	23	37	88	88	1	
CRISTIAN PLANAS (3)	3	3	121	121	121	121	121	3	
JORDI ANGRILL (39)	39	121	80	37	23	23	3	88	
MARC MARTINEZ (111)	111	39	37	3	3	3	39	39	
EDGAR BARRAGAN (121)	121	111	39	39	39	39	23	23	
GUILLEM VILA (80)	80	80	111	111	111	111	111	111	
XAVIER FERRER (37)	37	37	32	32	32	32	32	32	

Rostollada Motorshow Avià

Open

La Roda 1,000 km

Cursa A + B

01/09/2013 10:15

Carrera (9 Vueltas) iniciado a 10:19:59

Lap	Lap Tm	Diff	Time of Day
(18) FRANC SERRA			
1			10:21:24.233
2	1:27.993	+2.566	10:22:52.226
3	1:26.070	+0.643	10:24:18.296
4	1:25.427		10:25:43.723
5	1:26.483	+1.056	10:27:10.206
6	1:26.238	+0.811	10:28:36.444
7	1:28.902	+3.475	10:30:05.346
8	1:28.846	+3.419	10:31:34.192
9	1:32.691	+7.264	10:33:06.883

Lap	Lap Tm	Diff	Time of Day
(21) ERIC AUGÉ			
1			10:21:25.538
2	1:27.351	+1.282	10:22:52.889
3	1:26.444	+0.375	10:24:19.333
4	1:26.883	+0.814	10:25:46.216
5	1:26.069		10:27:12.285
6	1:29.004	+2.935	10:28:41.289
7	1:29.833	+3.764	10:30:11.122
8	1:32.232	+6.163	10:31:43.354
9	1:33.869	+7.800	10:33:17.223

Lap	Lap Tm	Diff	Time of Day
(747) ORIOL CASAS			
1			10:21:28.460
2	1:30.191	+1.357	10:22:58.651
3	1:30.207	+1.373	10:24:28.858
4	1:28.834		10:25:57.692
5	1:29.530	+0.696	10:27:27.222
6	1:29.879	+1.045	10:28:57.101
7	1:30.337	+1.503	10:30:27.438
8	1:31.942	+3.108	10:31:59.380
9	1:31.731	+2.897	10:33:31.111

Lap	Lap Tm	Diff	Time of Day
(105) XAVIER CLOTET			
1			10:21:30.023
2	1:33.527	+3.511	10:23:03.550
3	1:30.543	+0.527	10:24:34.093
4	1:30.864	+0.848	10:26:04.957
5	1:31.788	+1.772	10:27:36.745
6	1:32.395	+2.379	10:29:09.140
7	1:31.732	+1.716	10:30:40.872
8	1:30.016		10:32:10.888
9	1:31.938	+1.922	10:33:42.826

Lap	Lap Tm	Diff	Time of Day
(73) MARC MUJAL			
1			10:21:37.469
2	1:31.773	+1.473	10:23:09.242
3	1:30.894	+0.594	10:24:40.136
4	1:31.558	+1.258	10:26:11.694
5	1:30.300		10:27:41.994
6	1:31.658	+1.358	10:29:13.652
7	1:30.506	+0.206	10:30:44.158
8	1:31.849	+1.549	10:32:16.007
9	1:35.460	+5.160	10:33:51.467

Lap	Lap Tm	Diff	Time of Day
(93) PATO TARRADAS			
1			10:21:34.858
2	1:33.220	+0.398	10:23:08.078
3	1:33.278	+0.456	10:24:41.356
4	1:32.822		10:26:14.178
5	1:34.071	+1.249	10:27:48.249
6	1:34.770	+1.948	10:29:23.019
7	1:34.496	+1.674	10:30:57.515
8	1:33.581	+0.759	10:32:31.096
9	1:34.203	+1.381	10:34:05.299

Lap	Lap Tm	Diff	Time of Day
(96) JORDI CAPELLAS			
1			10:21:39.215
2	1:35.936	+3.523	10:23:15.151
3	1:34.249	+1.836	10:24:49.400
4	1:32.413		10:26:21.813
5	1:32.525	+0.112	10:27:54.338
6	1:32.593	+0.180	10:29:26.931
7	1:32.948	+0.535	10:30:59.879
8	1:35.131	+2.718	10:32:35.010
9	1:33.607	+1.194	10:34:08.617

Lap	Lap Tm	Diff	Time of Day
(80) GUILLEM VILA			
1			10:22:04.540
2	1:31.962	+0.661	10:23:36.502
3	1:34.283	+2.982	10:25:10.785
4	1:32.816	+1.515	10:26:43.601
5	1:31.910	+0.609	10:28:15.511
6	1:32.628	+1.327	10:29:48.139
7	1:31.301		10:31:19.440
8	1:32.687	+1.386	10:32:52.127
9	1:33.919	+2.618	10:34:26.046

Lap	Lap Tm	Diff	Time of Day
(40) JOSÉ LUIS IZQUIERDO			
1			10:21:36.698
2	1:37.838	+2.131	10:23:14.536
3	1:36.766	+1.059	10:24:51.302
4	1:35.707		10:26:27.009
5	1:35.891	+0.184	10:28:02.900
6	1:35.828	+0.121	10:29:38.728
7	1:35.720	+0.013	10:31:14.448
8	1:36.651	+0.944	10:32:51.099
9	1:36.762	+1.055	10:34:27.861

Lap	Lap Tm	Diff	Time of Day
(37) XAVIER FERRER			
1			10:22:07.119
2	1:31.222		10:23:38.341
3	1:34.678	+3.456	10:25:13.019
4	1:32.547	+1.325	10:26:45.566
5	1:32.965	+1.743	10:28:18.531
6	1:33.446	+2.224	10:29:51.977
7	1:32.283	+1.061	10:31:24.260
8	1:31.886	+0.664	10:32:56.146
9	1:32.217	+0.995	10:34:28.363

Lap	Lap Tm	Diff	Time of Day
(28) MANUEL MORALES			
1			10:21:43.524
2	1:40.277	+7.609	10:23:23.801
3	1:36.189	+3.521	10:24:59.990
4	1:34.721	+2.053	10:26:34.711
5	1:33.838	+1.170	10:28:08.549
6	1:32.668		10:29:41.217
7	1:33.908	+1.240	10:31:15.125
8	1:39.467	+6.799	10:32:54.592
9	1:34.743	+2.075	10:34:29.335

Lap	Lap Tm	Diff	Time of Day
(34) FABIAN SIMMER			
1			10:21:38.265
2	1:40.415	+4.898	10:23:18.680
3	1:35.575	+0.058	10:24:54.255
4	1:35.605	+0.088	10:26:29.860
5	1:36.382	+0.865	10:28:06.242
6	1:37.408	+1.891	10:29:43.650
7	1:38.043	+2.526	10:31:21.693
8	1:38.058	+2.541	10:32:59.751
9	1:35.517		10:34:35.268

Lap	Lap Tm	Diff	Time of Day
(121) EDGAR BARRAGAN			
1			10:21:49.284
2	1:38.844	+1.909	10:23:28.128
3	1:38.293	+1.358	10:25:06.421
4	1:38.554	+1.619	10:26:44.975
5	1:36.935		10:28:21.910
6	1:38.737	+1.802	10:30:00.647
7	1:39.009	+2.074	10:31:39.656
8	1:40.190	+3.255	10:33:19.846

Lap	Lap Tm	Diff	Time of Day
(1) JOAQUIM FARGAS			
1			10:21:44.191
2	1:37.385	+2.091	10:23:21.576
3	1:39.408	+4.114	10:25:00.984
4	1:36.835	+1.541	10:26:37.819
5	1:37.181	+1.887	10:28:15.000
6	1:36.088	+0.794	10:29:51.088
7	1:35.294		10:31:26.382
8	1:54.079	+18.785	10:33:20.461

Lap	Lap Tm	Diff	Time of Day
(3) CRISTIAN PLANAS			
1			10:21:46.545
2	1:39.248	+1.069	10:23:25.793
3	1:39.169	+0.990	10:25:04.962
4	1:41.847	+3.668	10:26:46.809
5	1:39.522	+1.343	10:28:26.331
6	1:39.645	+1.466	10:30:05.976
7	1:38.179		10:31:44.155
8	1:38.426	+0.247	10:33:22.581

Lap	Lap Tm	Diff	Time of Day
(88) JONATAN PONCE			
1			10:21:40.447
2	1:35.534	+1.082	10:23:15.981
3	1:36.551	+2.099	10:24:52.532
4	1:35.332	+0.880	10:26:27.864
5	1:49.862	+15.410	10:28:17.726
6	1:34.887	+0.435	10:29:52.613
7	1:34.452		10:31:27.065
8	2:03.862	+29.410	10:33:30.927

Lap	Lap Tm	Diff	Time of Day
(39) JORDI ANGRILL			
1			10:21:47.902
2	1:42.690	+3.124	10:23:30.592
3	1:43.245	+3.679	10:25:13.837
4	1:39.875	+0.309	10:26:53.712
5	1:40.277	+0.711	10:28:33.989
6	1:42.172	+2.606	10:30:16.161
7	1:39.717	+0.151	10:31:55.878
8	1:39.566		10:33:35.444

Lap	Lap Tm	Diff	Time of Day
(23) MARC ARANDA			
1			10:21:43.303
2	1:41.909	+3.285	10:23:25.212
3	1:38.624		10:25:03.836
4	1:40.662	+2.038	10:26:44.498
5	1:40.069	+1.445	10:28:24.567
6	1:39.752	+1.128	10:30:04.319
7	1:54.722	+16.098	10:31:59.041
8	1:41.742	+3.118	10:33:40.783

Lap	Lap Tm	Diff	Time of Day
(111) MARC MARTINEZ			
1			10:21:48.873
2	1:43.257	+0.613	10:23:32.130
3	1:43.728	+1.084	10:25:15.858
4	1:49.893	+7.249	10:27:05.751

Rostollada Motorshow Avià

Open

La Roda 1,000 km

Cursa A + B

01/09/2013 10:15

Carrera (9 Vueltas) iniciado a 10:19:59

Lap	Lap Tm	Diff	Time of Day
5	1:42.700	+0.056	10:28:48.451
6	1:42.644		10:30:31.095
7	1:49.101	+6.457	10:32:20.196
8	1:42.851	+0.207	10:34:03.047

(32) ALEX COMELLA

Lap	Lap Tm	Diff	Time of Day
1			10:21:41.962
2	1:39.240		10:23:21.202
3	2:25.890	+46.650	10:25:47.092
4	1:44.329	+5.089	10:27:31.421
5	1:58.982	+19.742	10:29:30.403
6	1:43.081	+3.841	10:31:13.484
7	1:41.916	+2.676	10:32:55.400
8	1:40.992	+1.752	10:34:36.392

Lap	Lap Tm	Diff	Time of Day
-----	--------	------	-------------

Lap	Lap Tm	Diff	Time of Day
-----	--------	------	-------------

Rostollada Motorshow Avià

Clasificado por vueltas

Open

La Roda 1,000 km

Cursa A + C

01/09/2013 13:20

Carrera (9 Vueltas) iniciado a 13:24:08

Posición	Nº	Nom	Voltes	Total T°	Millor Tm	En Volta	PEC	Categ
1	21	ERIC AUGÉ	9	13:33.324	1:27.281	6	1	Grup A Blau
2	54	POL MOLINA	9	13:33.960	1:26.951	5	1	Grup C Verd
3	73	MARC MUJAL	9	13:50.726	1:30.701	3	2	Grup A Blau
4	9	ELISON MEDEIROS	9	14:00.021	1:31.549	7	2	Grup C Verd
5	105	XAVIER CLOTET	9	14:04.151	1:30.078	8	3	Grup A Blau
6	88	JONATAN PONCE	9	14:21.077	1:33.708	6	4	Grup A Blau
7	84	LAIA MANTÉ	9	14:23.847	1:33.895	5	3	Grup C Verd
8	75	DAVID GARCIA	9	14:24.770	1:33.543	9	4	Grup C Verd
9	34	FABIAN SIMMER	9	14:50.712	1:37.204	6	5	Grup A Blau
10	83	BASILIO ALVES	9	14:52.241	1:34.050	9	5	Grup C Verd
11	80	GUILLLEM VILA	9	14:59.891	1:30.363	6	6	Grup A Blau
12	3	CRISTIAN PLANAS	8	13:31.326	1:38.773	8	7	Grup A Blau
13	121	EDGAR BARRAGAN	8	13:39.988	1:37.878	5	8	Grup A Blau
14	32	ALEX COMELLA	8	13:52.839	1:37.756	4	9	Grup A Blau
No clasificado								
NT	11	LEANDRE CASAS	8	11:46.839	1:25.841	7	NT	Grup C Verd
NT	12	NIL CANUDES	6	9:29.917	1:33.450	3	NT	Grup C Verd
NE	33	J.ANTONI GOMEZ				0	NE	Grup C Verd

Margin of Victory	Avg. Speed	Best Lap Tm	Best Spd	Best Lap by
0.636	39,837	1:26.951	41,403	54 - POL MOLINA

Jefe de cronometraje

Orbits

Director de Carrera



SEGUROS
Ges

www.mylaps.com

Licenciado a: Nando.Crono

Rostollada Motorshow Avià

Vuelta a vuelta

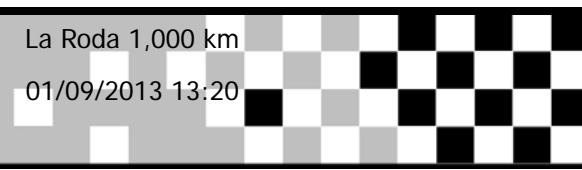
Open

La Roda 1,000 km

Cursa A + C

01/09/2013 13:20

Carrera (9 Vueltas) iniciado a 13:24:08



Competidores	Vueltas								
	1	2	3	4	5	6	7	8	9
ERIC AUGÉ (21)	21	21	21	21	21	21	21	21	21
MARC MUJAL (73)	73	73	73	11	11	11	11	11	54
LEANDRE CASAS (11)	11	11	11	73	73	73	54	54	73
XAVIER CLOTET (105)	105	12	12	54	54	54	73	73	9
NIL CANUDES (12)	12	9	9	9	9	9	9	9	105
ELISON MEDEIROS (9)	9	54	54	12	12	12	105	105	88
FABIAN SIMMER (34)	34	88	88	88	105	105	88	88	84
JONATAN PONCE (88)	88	34	84	105	88	88	84	84	75
BASILIO ALVES (83)	83	75	75	84	84	84	75	75	34
POL MOLINA (54)	54	84	105	75	75	75	34	34	83
DAVID GARCIA (75)	75	3	34	34	34	34	83	83	80
LAIA MANTÉ (84)	84	105	3	121	121	121	80	80	
CRISTIAN PLANAS (3)	3	121	121	83	3	83	3	3	
EDGAR BARRAGAN (121)	121	83	83	3	83	3	121	121	
ALEX COMELLA (32)	32	32	32	32	80	80	32	32	
GUILLEM VILA (80)	80	80	80	80	32	32			
-	17								

Rostollada Motorshow Avià

Open

La Roda 1,000 km

Cursa A + C

01/09/2013 13:20

Carrera (9 Vueltas) iniciado a 13:24:08

Lap	Lap Tm	Diff	Time of Day
(21) ERIC AUGÉ			
1			13:25:33.821
2	1:27.631	+0.350	13:27:01.452
3	1:27.440	+0.159	13:28:28.892
4	1:28.839	+1.558	13:29:57.731
5	1:28.082	+0.801	13:31:25.813
6	1:27.281		13:32:53.094
7	1:28.195	+0.914	13:34:21.289
8	1:32.219	+4.938	13:35:53.508
9	1:48.030	+20.749	13:37:41.538

Lap	Lap Tm	Diff	Time of Day
(54) POL MOLINA			
1			13:25:49.471
2	1:32.933	+5.982	13:27:22.404
3	1:29.846	+2.895	13:28:52.250
4	1:29.488	+2.537	13:30:21.738
5	1:26.951		13:31:48.689
6	1:27.232	+0.281	13:33:15.921
7	1:29.419	+2.468	13:34:45.340
8	1:27.871	+0.920	13:36:13.211
9	1:28.963	+2.012	13:37:42.174

Lap	Lap Tm	Diff	Time of Day
(73) MARC MUJAL			
1			13:25:37.210
2	1:31.808	+1.107	13:27:09.018
3	1:30.701		13:28:39.719
4	1:32.081	+1.380	13:30:11.800
5	1:31.145	+0.444	13:31:42.945
6	1:32.703	+2.002	13:33:15.648
7	1:33.312	+2.611	13:34:48.960
8	1:33.976	+3.275	13:36:22.936
9	1:36.004	+5.303	13:37:58.940

Lap	Lap Tm	Diff	Time of Day
(9) ELISON MEDEIROS			
1			13:25:45.295
2	1:33.745	+2.196	13:27:19.040
3	1:33.021	+1.472	13:28:52.061
4	1:32.128	+0.579	13:30:24.189
5	1:31.758	+0.209	13:31:55.947
6	1:35.596	+4.047	13:33:31.543
7	1:31.549		13:35:03.092
8	1:32.799	+1.250	13:36:35.891
9	1:32.344	+0.795	13:38:08.235

Lap	Lap Tm	Diff	Time of Day
(105) XAVIER CLOTET			
1			13:25:39.380
2	1:55.129	+25.051	13:27:34.509
3	1:31.945	+1.867	13:29:06.454
4	1:31.532	+1.454	13:30:37.986
5	1:30.684	+0.606	13:32:08.670
6	1:30.211	+0.133	13:33:38.881
7	1:32.217	+2.139	13:35:11.098
8	1:30.078		13:36:41.176
9	1:31.189	+1.111	13:38:12.365

Lap	Lap Tm	Diff	Time of Day
(88) JONATAN PONCE			
1			13:25:48.055
2	1:35.355	+1.647	13:27:23.410
3	1:36.354	+2.646	13:28:59.764
4	1:35.281	+1.573	13:30:35.045
5	1:35.024	+1.316	13:32:10.069
6	1:33.708		13:33:43.777
7	1:34.667	+0.959	13:35:18.444
8	1:34.656	+0.948	13:36:53.100
9	1:36.191	+2.483	13:38:29.291

Lap	Lap Tm	Diff	Time of Day
(84) LAIA MANTÉ			
1			13:25:51.312
2	1:36.958	+3.063	13:27:28.270
3	1:36.320	+2.425	13:29:04.590
4	1:34.797	+0.902	13:30:39.387
5	1:33.895		13:32:13.282
6	1:34.413	+0.518	13:33:47.695
7	1:34.227	+0.332	13:35:21.922
8	1:34.240	+0.345	13:36:56.162
9	1:35.899	+2.004	13:38:32.061

Lap	Lap Tm	Diff	Time of Day
(75) DAVID GARCIA			
1			13:25:50.011
2	1:36.637	+3.094	13:27:26.648
3	1:38.464	+4.921	13:29:05.112
4	1:35.991	+2.448	13:30:41.103
5	1:33.672	+0.129	13:32:14.775
6	1:35.215	+1.672	13:33:49.990
7	1:35.265	+1.722	13:35:25.255
8	1:34.186	+0.643	13:36:59.441
9	1:33.543		13:38:32.984

Lap	Lap Tm	Diff	Time of Day
(34) FABIAN SIMMER			
1			13:25:46.943
2	1:38.665	+1.461	13:27:25.608
3	1:46.687	+9.483	13:29:12.295
4	1:37.775	+0.571	13:30:50.070
5	1:38.183	+0.979	13:32:28.253
6	1:37.204		13:34:05.457
7	1:37.254	+0.050	13:35:42.711
8	1:38.397	+1.193	13:37:21.108
9	1:37.818	+0.614	13:38:58.926

Lap	Lap Tm	Diff	Time of Day
(83) BASILIO ALVES			
1			13:25:49.136
2	1:47.959	+13.909	13:27:37.095
3	1:38.535	+4.485	13:29:15.630
4	1:40.389	+6.339	13:30:56.019
5	1:43.198	+9.148	13:32:39.217
6	1:36.138	+2.088	13:34:15.355
7	1:35.795	+1.745	13:35:51.150
8	1:35.255	+1.205	13:37:26.405
9	1:34.050		13:39:00.455

Lap	Lap Tm	Diff	Time of Day
(80) GUILLEM VILA			
1			13:26:38.052
2	1:34.151	+3.788	13:28:12.203
3	1:33.117	+2.754	13:29:45.320
4	1:31.181	+0.818	13:31:16.501
5	1:31.881	+1.518	13:32:48.382
6	1:30.363		13:34:18.745
7	1:35.194	+4.831	13:35:53.939
8	1:35.727	+5.364	13:37:29.666
9	1:38.439	+8.076	13:39:08.105

Lap	Lap Tm	Diff	Time of Day
(3) CRISTIAN PLANAS			
1			13:25:52.907
2	1:39.755	+0.982	13:27:32.662
3	1:41.872	+3.099	13:29:14.534
4	1:43.382	+4.609	13:30:57.916
5	1:38.803	+0.030	13:32:36.719
6	1:40.745	+1.972	13:34:17.464
7	1:43.303	+4.530	13:36:00.767
8	1:38.773		13:37:39.540

Lap	Lap Tm	Diff	Time of Day
(121) EDGAR BARRAGAN			
1			13:25:56.181
2	1:38.691	+0.813	13:27:34.872
3	1:40.222	+2.344	13:29:15.094
4	1:40.434	+2.556	13:30:55.528
5	1:37.878		13:32:33.406
6	1:39.149	+1.271	13:34:12.555
7	1:51.132	+13.254	13:36:03.687
8	1:44.515	+6.637	13:37:48.202

Lap	Lap Tm	Diff	Time of Day
(32) ALEX COMELLA			
1			13:26:12.297
2	1:41.608	+3.852	13:27:53.905
3	1:41.966	+4.210	13:29:35.871
4	1:37.756		13:31:13.627
5	1:42.988	+5.232	13:32:56.615
6	1:39.042	+1.286	13:34:35.657
7	1:43.071	+5.315	13:36:18.728
8	1:42.325	+4.569	13:38:01.053

Lap	Lap Tm	Diff	Time of Day
(11) LEANDRE CASAS			
1			13:25:37.936
2	1:33.873	+8.032	13:27:11.809
3	1:28.917	+3.076	13:28:40.726
4	1:28.372	+2.531	13:30:09.098
5	1:26.552	+0.711	13:31:35.650
6	1:27.034	+1.193	13:33:02.684
7	1:25.841		13:34:28.525
8	1:26.528	+0.687	13:35:55.053

Lap	Lap Tm	Diff	Time of Day
(12) NIL CANUDES			
1			13:25:43.874
2	1:34.105	+0.655	13:27:17.979
3	1:33.450		13:28:51.429
4	1:35.683	+2.233	13:30:27.112
5	1:35.396	+1.946	13:32:02.508
6	1:35.623	+2.173	13:33:38.131

Rostollada Motorshow Avià

Clasificado por vueltas

Open

La Roda 1,000 km

Cursa A + D

01/09/2013 11:45

Carrera (9 Vueltas) iniciado a 11:46:39

Posición	Nº	Nom	Voltes	Total T°	Millor Tm	En Volta	PEC	Categ
1	21	ERIC AUGÉ	9	15:16.439	1:38.895	8	1	Grup A Blau
2	5	FERRAN SERRA	9	15:54.030	1:40.688	9	1	Grup D Taronja
3	55	ORIOL SANTACREU	9	15:55.131	1:40.614	8	2	Grup D Taronja
4	105	XAVIER CLOTET	9	16:04.810	1:42.485	7	2	Grup A Blau
5	7	FRANCISCO IZQUIERDO	9	16:18.829	1:44.068	8	3	Grup D Taronja
6	73	MARC MUJAL	9	16:27.346	1:45.278	6	3	Grup A Blau
7	13	GUILLEM CALVERAS	9	17:04.597	1:45.342	5	4	Grup D Taronja
8	100	ALBERT PONS	8	15:15.520	1:50.776	7	5	Grup D Taronja
9	6	JOSEP BARNIOL	8	15:30.123	1:49.786	8	6	Grup D Taronja
10	34	FABIAN SIMMER	8	15:49.649	1:51.105	8	4	Grup A Blau
11	88	JONATAN PONCE	8	16:04.054	1:46.190	8	5	Grup A Blau
12	32	ALEX COMELLA	7	15:20.928	2:00.032	7	6	Grup A Blau
13	8	VICTOR MORALES	7	15:28.244	1:50.740	7	7	Grup D Taronja
14	121	EDGAR BARRAGAN	7	16:34.516	1:57.955	6	7	Grup A Blau
15	30	EWERTON MEDEIROS	6	15:19.607	1:59.982	6	8	Grup D Taronja

No clasificado

NT	3	CRISTIAN PLANAS	1	2:05.323		0	NT	Grup A Blau
NT	80	GUILLEM VILA	1	3:08.377		0	NT	Grup A Blau
NT	91	PABLO ROSET	1	5:43.348		0	NT	Grup D Taronja

Margin of Victory	Avg. Speed	Best Lap Tm	Best Spd	Best Lap by
37.591	35,354	1:38.895	36,402	21 - ERIC AUGÉ

Jefe de cronometraje

Orbits

Director de Carrera



SEGUROS
Ges

www.mylaps.com

Licenciado a: Nando.Crono

Rostollada Motorshow Avià

Vuelta a vuelta

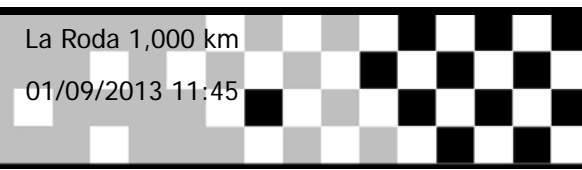
Open

La Roda 1,000 km

Cursa A + D

01/09/2013 11:45

Carrera (9 Vueltas) iniciado a 11:46:39



Competidores	Vueltas									
	1	2	3	4	5	6	7	8	9	
XAVIER CLOTET (105)	1	105	21	21	21	21	21	21	21	21
FERRAN SERRA (5)	2	5	5	5	5	5	5	5	5	5
ERIC AUGÉ (21)	3	21	55	55	55	55	55	55	55	55
FRANCISCO IZQUIERDO (7)	4	7	105	105	105	105	105	105	105	105
ORIOL SANTACREU (55)	5	55	7	7	7	7	73	7	7	7
ALBERT PONS (100)	6	100	73	73	73	73	7	73	73	73
JONATAN PONCE (88)	7	88	13	13	13	13	13	13	13	13
JOSEP BARNIOL (6)	8	6	100	100	100	100	100	100	100	100
MARC MUJAL (73)	9	73	6	6	6	6	6	6	6	6
GUILLEM CALVERAS (13)	10	13	34	34	34	34	88	34	34	34
FABIAN SIMMER (34)	11	34	32	88	88	88	34	88	88	88
CRISTIAN PLANAS (3)	12	3	88	32	32	32	32	32	32	32
ALEX COMELLA (32)	13	32	121	121	8	8	8	8	8	8
EWERTON MEDEIROS (30)	14	30	8	8	121	121	121	121	121	121
EDGAR BARRAGAN (121)	15	121	30	30	30	30	30	30	30	30
GUILLEM VILA (80)	16	80								
VICTOR MORALES (8)	17	8								
PABLO ROSET (91)	18	91								

Rostollada Motorshow Avia

Open

La Roda 1,000 km

Cursa A + D

01/09/2013 11:45

Carrera (9 Vueltas) iniciado a 11:46:39

Lap	Lap Tm	Diff	Time of Day
(21) ERIC AUGÉ			
1			11:48:28.983
2	1:41.308	+2.413	11:50:10.291
3	1:41.515	+2.620	11:51:51.806
4	1:40.100	+1.205	11:53:31.906
5	1:43.430	+4.535	11:55:15.336
6	1:40.191	+1.296	11:56:55.527
7	1:41.176	+2.281	11:58:36.703
8	1:38.895		12:00:15.598
9	1:39.953	+1.058	12:01:55.551

Lap	Lap Tm	Diff	Time of Day
(5) FERRAN SERRA			
1			11:48:27.760
2	1:47.877	+7.189	11:50:15.637
3	1:47.114	+6.426	11:52:02.751
4	1:49.626	+8.938	11:53:52.377
5	1:46.412	+5.724	11:55:38.789
6	1:47.301	+6.613	11:57:26.090
7	1:44.984	+4.296	11:59:11.074
8	1:41.380	+0.692	12:00:52.454
9	1:40.688		12:02:33.142

Lap	Lap Tm	Diff	Time of Day
(55) ORIOL SANTACREU			
1			11:48:31.004
2	1:45.013	+4.399	11:50:16.017
3	1:52.046	+11.432	11:52:08.063
4	1:54.583	+13.969	11:54:02.646
5	1:43.723	+3.109	11:55:46.369
6	1:43.621	+3.007	11:57:29.990
7	1:42.996	+2.382	11:59:12.986
8	1:40.614		12:00:53.600
9	1:40.643	+0.029	12:02:34.243

Lap	Lap Tm	Diff	Time of Day
(105) XAVIER CLOTET			
1			11:48:23.693
2	1:53.711	+11.226	11:50:17.404
3	1:57.863	+15.378	11:52:15.267
4	1:49.026	+6.541	11:54:04.293
5	1:44.978	+2.493	11:55:49.271
6	1:45.237	+2.752	11:57:34.508
7	1:42.485		11:59:16.993
8	1:42.731	+0.246	12:00:59.724
9	1:44.198	+1.713	12:02:43.922

Lap	Lap Tm	Diff	Time of Day
(7) FRANCISCO IZQUIERDO			
1			11:48:29.978
2	1:52.754	+8.686	11:50:22.732
3	1:52.926	+8.858	11:52:15.658
4	1:51.311	+7.243	11:54:06.969
5	1:45.790	+1.722	11:55:52.759
6	1:49.135	+5.067	11:57:41.894
7	1:44.745	+0.677	11:59:26.639
8	1:44.068		12:01:10.707
9	1:47.234	+3.166	12:02:57.941

Lap	Lap Tm	Diff	Time of Day
(73) MARC MUJAL			
1			11:48:41.755
2	1:47.430	+2.152	11:50:29.185
3	1:50.360	+5.082	11:52:19.545
4	1:48.056	+2.778	11:54:07.601
5	1:47.761	+2.483	11:55:55.362
6	1:45.278		11:57:40.640
7	1:46.257	+0.979	11:59:26.897
8	1:46.978	+1.700	12:01:13.875
9	1:52.583	+7.305	12:03:06.458

Lap	Lap Tm	Diff	Time of Day
(13) GUILLEM CALVERAS			
1			11:48:42.045
2	1:52.174	+6.832	11:50:34.219
3	1:57.816	+12.474	11:52:32.035
4	1:52.958	+7.616	11:54:24.993
5	1:45.342		11:56:10.335
6	1:49.669	+4.327	11:58:00.004
7	1:48.189	+2.847	11:59:48.193
8	1:49.093	+3.751	12:01:37.286
9	2:06.423	+21.081	12:03:43.709

Lap	Lap Tm	Diff	Time of Day
(100) ALBERT PONS			
1			11:48:37.344
2	2:01.801	+11.025	11:50:39.145
3	1:57.813	+7.037	11:52:36.958
4	1:52.985	+2.209	11:54:29.943
5	1:51.514	+0.738	11:56:21.457
6	1:50.970	+0.194	11:58:12.427
7	1:50.776		12:00:03.203
8	1:51.429	+0.653	12:01:54.632

Lap	Lap Tm	Diff	Time of Day
(6) JOSEP BARNIOL			
1			11:48:40.064
2	2:05.411	+15.625	11:50:45.475
3	2:00.040	+10.254	11:52:45.515
4	1:55.408	+5.622	11:54:40.923
5	1:52.291	+2.505	11:56:33.214
6	1:55.445	+5.659	11:58:28.659
7	1:50.790	+1.004	12:00:19.449
8	1:49.786		12:02:09.235

Lap	Lap Tm	Diff	Time of Day
(34) FABIAN SIMMER			
1			11:48:42.925
2	2:04.708	+13.603	11:50:47.633
3	2:03.293	+12.188	11:52:50.926
4	2:01.240	+10.135	11:54:52.166
5	1:55.033	+3.928	11:56:47.199
6	1:56.072	+4.967	11:58:43.271
7	1:54.385	+3.280	12:00:37.656
8	1:51.105		12:02:28.761

Lap	Lap Tm	Diff	Time of Day
(88) JONATAN PONCE			
1			11:48:39.422
2	2:31.618	+45.428	11:51:11.040
3	1:55.284	+9.094	11:53:06.324
4	1:51.071	+4.881	11:54:57.395
5	1:52.473	+6.283	11:56:49.868
6	1:49.121	+2.931	11:58:38.989
7	2:17.987	+31.797	12:00:56.976
8	1:46.190		12:02:43.166

Lap	Lap Tm	Diff	Time of Day
(32) ALEX COMELLA			
1			11:48:55.802
2	2:10.592	+10.560	11:51:06.394
3	2:24.141	+24.109	11:53:30.535
4	2:04.815	+4.783	11:55:35.350
5	2:18.835	+18.803	11:57:54.185
6	2:05.823	+5.791	12:00:00.008
7	2:00.032		12:02:00.040

Lap	Lap Tm	Diff	Time of Day
(8) VICTOR MORALES			
1			11:49:59.577
2	2:25.496	+34.756	11:52:25.073
3	2:01.612	+10.872	11:54:26.685
4	2:02.595	+11.855	11:56:29.280

Lap	Lap Tm	Diff	Time of Day
5	1:54.995	+4.255	11:58:24.275
6	1:52.341	+1.601	12:00:16.616
7	1:50.740		12:02:07.356

Lap	Lap Tm	Diff	Time of Day
(121) EDGAR BARRAGAN			
1			11:49:36.077
2	2:19.243	+21.288	11:51:55.320
3	2:15.703	+17.748	11:54:11.023
4	2:57.375	+59.420	11:57:08.398
5	2:06.891	+8.936	11:59:15.289
6	1:57.955		12:01:13.244
7	2:00.384	+2.429	12:03:13.628

Lap	Lap Tm	Diff	Time of Day
(30) EWERTON MEDEIROS			
1			11:49:10.742
2	3:36.198	+1:36.216	11:52:46.940
3	2:51.427	+51.445	11:55:38.367
4	2:14.902	+14.920	11:57:53.269
5	2:05.468	+5.486	11:59:58.737
6	1:59.982		12:01:58.719

Lap	Lap Tm	Diff	Time of Day
(3) CRISTIAN PLANAS			
1			11:48:44.435

Lap	Lap Tm	Diff	Time of Day
(80) GUILLEM VILA			
1			11:49:47.489

Lap	Lap Tm	Diff	Time of Day
(91) PABLO ROSET			
1			11:52:22.460

Rostllada Motorshow Avià

Clasificado por vueltas

Open

La Roda 1,000 km

Cursa B + C

01/09/2013 12:05

Carrera (9 Vueltas) iniciado a 12:04:43

Posición	Nº	Nom	Voltes	Total T°	Millor Tm	En Volta	PEC	Categ
1	18	FRANC SERRA	9	13:46.668	1:30.141	5	1	Grup B Vermell
2	747	ORIOI CASAS	9	13:50.969	1:30.616	8	2	Grup B Vermell
3	11	LEANDRE CASAS	9	13:52.306	1:30.163	8	1	Grup C Verd
4	54	POL MOLINA	9	14:26.325	1:32.588	6	2	Grup C Verd
5	37	XAVIER FERRER	9	14:46.203	1:35.465	9	3	Grup B Vermell
6	93	PATO TARRADAS	9	14:47.118	1:36.485	8	4	Grup B Vermell
7	96	JORDI CAPELLAS	9	14:49.130	1:35.488	7	5	Grup B Vermell
8	12	NIL CANUDES	9	15:19.774	1:40.275	7	3	Grup C Verd
9	40	JOSÉ LUIS IZQUIERDO	9	15:22.384	1:38.808	8	6	Grup B Vermell
10	28	MANUEL MORALES	9	15:23.342	1:38.268	8	7	Grup B Vermell
11	84	LAIA MANTÉ	8	13:49.635	1:41.365	7	4	Grup C Verd
12	9	ELISON MEDEIROS	8	13:50.375	1:36.078	4	5	Grup C Verd
13	83	BASILIO ALVES	8	14:00.095	1:42.491	6	6	Grup C Verd
14	39	JORDI ANGRILL	8	14:18.656	1:41.738	8	8	Grup B Vermell
15	75	DAVID GARCIA	8	14:25.890	1:41.718	8	7	Grup C Verd
16	1	JOAQUIM FARGAS	8	14:34.653	1:44.098	4	9	Grup B Vermell
17	111	MARC MARTINEZ	7	14:46.975	1:54.530	6	10	Grup B Vermell
18	23	MARC ARANDA	5	14:39.095	1:55.073	2	11	Grup B Vermell

No clasificado

NE 33 J.ANTONI GOMEZ 0 NE Grup C Verd

Margin of Victory	Avg. Speed	Best Lap Tm	Best Spd	Best Lap by
4.301	39,193	1:30.141	39,937	18 - FRANC SERRA

Jefe de cronometraje

Orbits

Director de Carrera



SEGUROS
Ges

www.mylaps.com

Licenciado a: Nando.Crono

Rostollada Motorshow Avià

Vuelta a vuelta

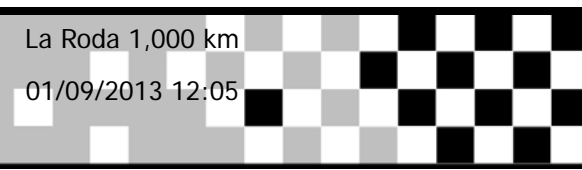
Open

La Roda 1,000 km

Cursa B + C

01/09/2013 12:05

Carrera (9 Vueltas) iniciado a 12:04:43



Competidores	Vueltas									
	1	2	3	4	5	6	7	8	9	
ORIOI CASAS (747)	1	747	18	18	18	18	18	18	18	18
FRANC SERRA (18)	2	18	747	747	747	747	747	747	747	747
LEANDRE CASAS (11)	3	11	11	11	11	11	11	11	11	11
ELISON MEDEIROS (9)	4	9	96	93	93	54	54	54	54	54
POL MOLINA (54)	5	54	93	37	54	93	93	93	93	37
JORDI CAPELLAS (96)	6	96	37	54	37	37	37	37	37	93
PATO TARRADAS (93)	7	93	54	96	96	96	96	96	96	96
XAVIER FERRER (37)	8	37	9	12	12	12	12	12	12	12
NIL CANUDES (12)	9	12	12	84	40	40	9	40	40	40
LAIA MANTÉ (84)	10	84	84	40	84	84	40	28	28	28
JOSÉ LUIS IZQUIERDO (40)	11	40	40	28	28	28	84	84	84	84
BASILIO ALVES (83)	12	83	83	83	83	9	28	9	9	9
MARC ARANDA (23)	13	23	28	9	9	83	83	83	83	83
MANUEL MORALES (28)	14	28	39	39	39	39	39	39	39	39
JORDI ANGRILL (39)	15	39	23	75	75	75	1	1	75	75
DAVID GARCIA (75)	16	75	75	1	1	1	75	75	1	1
JOAQUIM FARGAS (1)	17	1	1	23	111	111	111	111	111	111
MARC MARTINEZ (111)	18	111	111	111	23	23				
-	19									

Rostollada Motorshow Avià

Open

La Roda 1,000 km

Cursa B + C

01/09/2013 12:05

Carrera (9 Vueltas) iniciado a 12:04:43

Lap	Lap Tm	Diff	Time of Day
(18) FRANC SERRA			
1			12:06:16.633
2	1:33.718	+3.577	12:07:50.351
3	1:31.957	+1.816	12:09:22.308
4	1:30.451	+0.310	12:10:52.759
5	1:30.141		12:12:22.900
6	1:30.346	+0.205	12:13:53.246
7	1:30.160	+0.019	12:15:23.406
8	1:33.309	+3.168	12:16:56.715
9	1:33.769	+3.628	12:18:30.484

Lap	Lap Tm	Diff	Time of Day
(747) ORIOL CASAS			
1			12:06:15.831
2	1:35.795	+5.179	12:07:51.626
3	1:32.677	+2.061	12:09:24.303
4	1:32.500	+1.884	12:10:56.803
5	1:31.005	+0.389	12:12:27.808
6	1:31.199	+0.583	12:13:59.007
7	1:33.762	+3.146	12:15:32.769
8	1:30.616		12:17:03.385
9	1:31.400	+0.784	12:18:34.785

Lap	Lap Tm	Diff	Time of Day
(11) LEANDRE CASAS			
1			12:06:18.532
2	1:34.571	+4.408	12:07:53.103
3	1:32.568	+2.405	12:09:25.671
4	1:31.774	+1.611	12:10:57.445
5	1:31.163	+1.000	12:12:28.608
6	1:31.567	+1.404	12:14:00.175
7	1:33.841	+3.678	12:15:34.016
8	1:30.163		12:17:04.179
9	1:31.943	+1.780	12:18:36.122

Lap	Lap Tm	Diff	Time of Day
(54) POL MOLINA			
1			12:06:22.305
2	1:46.895	+14.307	12:08:09.200
3	1:37.854	+5.266	12:09:47.054
4	1:37.034	+4.446	12:11:24.088
5	1:34.508	+1.920	12:12:58.596
6	1:32.588		12:14:31.184
7	1:32.817	+0.229	12:16:04.001
8	1:32.779	+0.191	12:17:36.780
9	1:33.361	+0.773	12:19:10.141

Lap	Lap Tm	Diff	Time of Day
(37) XAVIER FERRER			
1			12:06:27.015
2	1:40.733	+5.268	12:08:07.748
3	1:38.976	+3.511	12:09:46.724
4	1:38.754	+3.289	12:11:25.478
5	1:36.833	+1.368	12:13:02.311
6	1:38.120	+2.655	12:14:40.431
7	1:37.608	+2.143	12:16:18.039
8	1:36.515	+1.050	12:17:54.554
9	1:35.465		12:19:30.019

Lap	Lap Tm	Diff	Time of Day
(93) PATO TARRADAS			
1			12:06:26.442
2	1:40.299	+3.814	12:08:06.741
3	1:39.265	+2.780	12:09:46.006
4	1:37.724	+1.239	12:11:23.730
5	1:37.968	+1.483	12:13:01.698
6	1:37.953	+1.468	12:14:39.651
7	1:37.754	+1.269	12:16:17.405
8	1:36.485		12:17:53.890
9	1:37.044	+0.559	12:19:30.934

Lap	Lap Tm	Diff	Time of Day
(96) JORDI CAPELLAS			
1			12:06:25.707
2	1:39.725	+4.237	12:08:05.432
3	1:43.000	+7.512	12:09:48.432
4	1:41.307	+5.819	12:11:29.739
5	1:37.362	+1.874	12:13:07.101
6	1:37.188	+1.700	12:14:44.289
7	1:35.488		12:16:19.777
8	1:37.279	+1.791	12:17:57.056
9	1:35.890	+0.402	12:19:32.946

Lap	Lap Tm	Diff	Time of Day
(12) NIL CANUDES			
1			12:06:28.597
2	1:44.817	+4.542	12:08:13.414
3	1:42.103	+1.828	12:09:55.517
4	1:42.969	+2.694	12:11:38.486
5	1:42.444	+2.169	12:13:20.930
6	1:41.500	+1.225	12:15:02.430
7	1:40.275		12:16:42.705
8	1:40.529	+0.254	12:18:23.234
9	1:40.356	+0.081	12:20:03.590

Lap	Lap Tm	Diff	Time of Day
(40) JOSÉ LUIS IZQUIERDO			
1			12:06:32.902
2	1:45.576	+6.768	12:08:18.478
3	1:44.355	+5.547	12:10:02.833
4	1:41.636	+2.828	12:11:44.469
5	1:41.025	+2.217	12:13:25.494
6	1:42.448	+3.640	12:15:07.942
7	1:40.439	+1.631	12:16:48.381
8	1:38.808		12:18:27.189
9	1:39.011	+0.203	12:20:06.200

Lap	Lap Tm	Diff	Time of Day
(28) MANUEL MORALES			
1			12:06:36.972
2	1:45.295	+7.027	12:08:22.267
3	1:41.770	+3.502	12:10:04.037
4	1:41.987	+3.719	12:11:46.024
5	1:42.896	+4.628	12:13:28.920
6	1:42.260	+3.992	12:15:11.180
7	1:39.270	+1.002	12:16:50.450
8	1:38.268		12:18:28.718
9	1:38.440	+0.172	12:20:07.158

Lap	Lap Tm	Diff	Time of Day
(84) LAIA MANTÉ			
1			12:06:31.353
2	1:45.518	+4.153	12:08:16.871
3	1:44.695	+3.330	12:10:01.566
4	1:44.034	+2.669	12:11:45.600
5	1:42.681	+1.316	12:13:28.281
6	1:42.392	+1.027	12:15:10.673
7	1:41.365		12:16:52.038
8	1:41.413	+0.048	12:18:33.451

Lap	Lap Tm	Diff	Time of Day
(9) ELISON MEDEIROS			
1			12:06:21.759
2	1:50.505	+14.427	12:08:12.264
3	2:01.870	+25.792	12:10:14.134
4	1:36.078		12:11:50.212
5	1:39.208	+3.130	12:13:29.420
6	1:36.705	+0.627	12:15:06.125
7	1:50.225	+14.147	12:16:56.350
8	1:37.841	+1.763	12:18:34.191

Lap	Lap Tm	Diff	Time of Day
(83) BASILIO ALVES			

Lap	Lap Tm	Diff	Time of Day
1			12:06:35.206
2	1:44.809	+2.318	12:08:20.015
3	1:46.345	+3.854	12:10:06.360
4	1:43.490	+0.999	12:11:49.850
5	1:44.689	+2.198	12:13:34.539
6	1:42.491		12:15:17.030
7	1:43.472	+0.981	12:17:00.502
8	1:43.409	+0.918	12:18:43.911

Lap	Lap Tm	Diff	Time of Day
(39) JORDI ANGRILL			
1			12:06:42.835
2	1:46.875	+5.137	12:08:29.710
3	1:46.921	+5.183	12:10:16.631
4	1:44.642	+2.904	12:12:01.273
5	1:43.058	+1.320	12:13:44.331
6	1:53.149	+11.411	12:15:37.480
7	1:43.254	+1.516	12:17:20.734
8	1:41.738		12:19:02.472

Lap	Lap Tm	Diff	Time of Day
(75) DAVID GARCIA			
1			12:06:44.883
2	1:47.816	+6.098	12:08:32.699
3	1:45.589	+3.871	12:10:18.288
4	1:44.953	+3.235	12:12:03.241
5	1:42.583	+0.865	12:13:45.824
6	1:59.114	+17.396	12:15:44.938
7	1:43.050	+1.332	12:17:27.988
8	1:41.718		12:19:09.706

Lap	Lap Tm	Diff	Time of Day
(1) JOAQUIM FARGAS			
1			12:06:45.516
2	1:48.211	+4.113	12:08:33.727
3	1:46.482	+2.384	12:10:20.209
4	1:44.098		12:12:04.307
5	1:47.117	+3.019	12:13:51.424
6	1:50.407	+6.309	12:15:41.831
7	1:45.219	+1.121	12:17:27.050
8	1:51.419	+7.321	12:19:18.469

Lap	Lap Tm	Diff	Time of Day
(111) MARC MARTINEZ			
1			12:07:00.250
2	2:35.174	+40.644	12:09:35.424
3	2:02.020	+7.490	12:11:37.444
4	2:02.404	+7.874	12:13:39.848
5	1:57.627	+3.097	12:15:37.475
6	1:54.530		12:17:32.005
7	1:58.786	+4.256	12:19:30.791

Lap	Lap Tm	Diff	Time of Day
(23) MARC ARANDA			
1			12:06:36.452
2	1:55.073		12:08:31.525
3	2:00.730	+5.657	12:10:32.255
4	6:53.573	+4:58.500	12:17:25.828
5	1:57.083	+2.010	12:19:22.911

Rostollada Motorshow Avià

Clasificado por vueltas

Open

La Roda 1,000 km

Cursa B + D

01/09/2013 13:40

Carrera (9 Vueltas) iniciado a 13:41:40

Posición	Nº	Nom	Voltes	Total T°	Millor Tm	En Volta	PEC	Categ
1	18	FRANC SERRA	9	12:59.654	1:24.481	4	1	Grup B Vermell
2	37	XAVIER FERRER	9	13:17.068	1:27.050	3	2	Grup B Vermell
3	55	ORIOI SANTACREU	9	13:19.259	1:27.749	4	1	Grup D Taronja
4	7	FRANCISCO IZQUIERDO	9	13:47.478	1:30.476	7	2	Grup D Taronja
5	747	ORIOI CASAS	9	13:48.739	1:28.070	8	3	Grup B Vermell
6	5	FERRAN SERRA	9	13:58.840	1:30.807	5	3	Grup D Taronja
7	28	MANUEL MORALES	9	14:00.295	1:31.101	8	4	Grup B Vermell
8	6	JOSEP BARNIOL	9	14:02.700	1:30.271	8	4	Grup D Taronja
9	96	JORDI CAPELLAS	9	14:06.370	1:30.050	8	5	Grup B Vermell
10	40	JOSÉ LUIS IZQUIERDO	9	14:16.778	1:32.465	6	6	Grup B Vermell
11	13	GUILLEM CALVERAS	9	14:31.588	1:34.568	4	5	Grup D Taronja
12	8	VICTOR MORALES	9	14:39.310	1:34.229	5	6	Grup D Taronja
13	1	JOAQUIM FARGAS	8	13:02.515	1:34.219	3	7	Grup B Vermell
14	39	JORDI ANGRILL	8	13:04.374	1:35.080	5	8	Grup B Vermell
15	111	MARC MARTINEZ	8	13:44.406	1:41.368	8	9	Grup B Vermell
16	30	EWERTON MEDEIROS	8	14:13.923	1:41.702	4	7	Grup D Taronja
17	91	PABLO ROSET	7	13:30.983	1:51.758	3	8	Grup D Taronja

No clasificado

NT	100	ALBERT PONS	6	9:54.311	1:34.175	5	NT	Grup D Taronja
NT	93	PATO TARRADAS	3	5:11.444	1:46.526	2	NT	Grup B Vermell
NE	23	MARC ARANDA				0	NE	Grup B Vermell

Margin of Victory	Avg. Speed	Best Lap Tm	Best Spd	Best Lap by
17.414	41,557	1:24.481	42,613	18 - FRANC SERRA

Jefe de cronometraje

Orbits

Director de Carrera



SEGUROS
Ges

www.mylaps.com

Licenciado a: Nando.Crono

Rostollada Motorshow Avià

Vuelta a vuelta

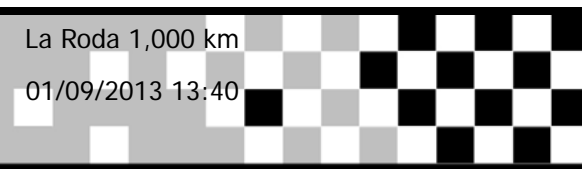
Open

La Roda 1,000 km

Cursa B + D

01/09/2013 13:40

Carrera (9 Vueltas) iniciado a 13:41:40



Competidores	Vueltas									
	1	2	3	4	5	6	7	8	9	
XAVIER FERRER (37)	1	37	37	37	18	18	18	18	18	18
FRANC SERRA (18)	2	18	18	18	37	37	37	37	37	37
ORIOL SANTACREU (55)	3	55	55	55	55	55	55	55	55	55
PATO TARRADAS (93)	4	93	7	7	7	7	7	7	7	7
ORIOL CASAS (747)	5	747	5	5	5	5	5	747	747	747
FRANCISCO IZQUIERDO (7)	6	7	100	100	100	747	747	5	5	5
ALBERT PONS (100)	7	100	1	1	747	100	28	28	28	28
FERRAN SERRA (5)	8	5	28	28	28	28	6	6	6	6
JOAQUIM FARGAS (1)	9	1	6	747	1	6	96	96	96	96
MANUEL MORALES (28)	10	28	93	6	6	96	40	40	40	40
JOSEP BARNIOL (6)	11	6	747	40	96	1	13	13	13	13
JOSÉ LUIS IZQUIERDO (40)	12	40	40	96	40	40	1	8	8	8
GUILLEM CALVERAS (13)	13	13	96	13	13	13	8	1	1	1
JORDI CAPELLAS (96)	14	96	13	8	8	8	39	39	39	39
VICTOR MORALES (8)	15	8	8	39	39	39	100	111	111	111
JORDI ANGRILL (39)	16	39	39	93	30	30	111	30	30	30
EWERTON MEDEIROS (30)	17	30	30	30	111	111	30	91		
MARC MARTINEZ (111)	18	111	111	111	91	91	91			
PABLO ROSET (91)	19	91	91	91						
-	20									

Rostollada Motorshow Avià

Clasificado por vueltas

Open

La Roda 1,000 km

Cursa C + D

01/09/2013 10:30

Carrera (9 Vueltas) iniciado a 10:37:15

Posición	Nº	Nom	Voltes	Total T°	Millor Tm	En Volta	PEC	Categ
1	11	LEANDRE CASAS	9	13:14.128	1:26.764	5	1	Grup C Verd
2	54	POL MOLINA	9	13:18.023	1:27.521	4	2	Grup C Verd
3	55	ORIOL SANTACREU	9	13:32.040	1:28.940	8	1	Grup D Taronja
4	7	FRANCISCO IZQUIERDO	9	13:54.354	1:31.415	5	2	Grup D Taronja
5	9	ELISON MEDEIROS	9	14:01.676	1:29.439	4	3	Grup C Verd
6	6	JOSEP BARNIOL	9	14:07.724	1:32.556	4	3	Grup D Taronja
7	5	FERRAN SERRA	9	14:09.751	1:31.806	4	4	Grup D Taronja
8	100	ALBERT PONS	9	14:16.963	1:34.087	4	5	Grup D Taronja
9	12	NIL CANUDES	9	14:18.450	1:33.320	2	4	Grup C Verd
10	13	GUILLEM CALVERAS	9	14:23.178	1:32.351	6	6	Grup D Taronja
11	84	LAIA MANTÉ	9	14:29.764	1:35.356	5	5	Grup C Verd
12	83	BASILIO ALVES	9	14:31.057	1:34.180	4	6	Grup C Verd
13	75	DAVID GARCIA	9	15:00.327	1:36.678	8	7	Grup C Verd
14	8	VICTOR MORALES	8	13:15.968	1:35.395	4	7	Grup D Taronja
15	30	EWERTON MEDEIROS	8	14:14.632	1:42.886	4	8	Grup D Taronja

No clasificado

NT	91	PABLO ROSET	5	11:02.507	1:46.533	4	NT	Grup D Taronja
NE	33	J.ANTONI GOMEZ				0	NE	Grup C Verd

Margin of Victory	Avg. Speed	Best Lap Tm	Best Spd	Best Lap by
3.895	40,799	1:26.764	41,492	11 - LEANDRE CASAS

Jefe de cronometraje

Orbits

Director de Carrera



SEGUROS
Ges

www.mylaps.com

Licenciado a: Nando.Crono

Rostollada Motorshow Avia

Open

La Roda 1,000 km

Cursa C + D

01/09/2013 10:30

Carrera (9 Vueltas) iniciado a 10:37:15

Lap	Lap Tm	Diff	Time of Day
(11) LEANDRE CASAS			
1			10:38:41.938
2	1:28.997	+2.233	10:40:10.935
3	1:28.601	+1.837	10:41:39.536
4	1:27.456	+0.692	10:43:06.992
5	1:26.764		10:44:33.756
6	1:28.832	+2.068	10:46:02.588
7	1:28.301	+1.537	10:47:30.889
8	1:28.299	+1.535	10:48:59.188
9	1:30.009	+3.245	10:50:29.197
(54) POL MOLINA			
1			10:38:43.889
2	1:28.487	+0.966	10:40:12.376
3	1:27.843	+0.322	10:41:40.219
4	1:27.521		10:43:07.740
5	1:29.082	+1.561	10:44:36.822
6	1:29.270	+1.749	10:46:06.092
(55) ORIOL SANTACREU			
1			10:38:46.655
2	1:31.382	+2.442	10:40:18.037
3	1:29.954	+1.014	10:41:47.991
4	1:30.707	+1.767	10:43:18.698
5	1:29.820	+0.880	10:44:48.518
6	1:29.144	+0.204	10:46:17.662
7	1:30.421	+1.481	10:47:48.083
8	1:28.940		10:49:17.023
9	1:30.086	+1.146	10:50:47.109
(7) FRANCISCO IZQUIERDO			
1			10:38:49.697
2	1:33.109	+1.694	10:40:22.806
3	1:32.547	+1.132	10:41:55.353
4	1:32.412	+0.997	10:43:27.765
5	1:31.415		10:44:59.180
6	1:32.716	+1.301	10:46:31.896
7	1:32.750	+1.335	10:48:04.646
8	1:31.850	+0.435	10:49:36.496
9	1:32.927	+1.512	10:51:09.423
(9) ELISON MEDEIROS			
1			10:38:53.619
2	1:31.235	+1.796	10:40:24.854
3	1:32.198	+2.759	10:41:57.052
4	1:29.439		10:43:26.491
5	1:29.647	+0.208	10:44:56.138
6	1:43.498	+14.059	10:46:39.636
7	1:31.826	+2.387	10:48:11.462
8	1:31.459	+2.020	10:49:42.921
9	1:33.824	+4.385	10:51:16.745
(6) JOSEP BARNIOL			
1			10:38:51.850
2	1:34.765	+2.209	10:40:26.615
3	1:33.299	+0.743	10:41:59.914
4	1:32.556		10:43:32.470
5	1:33.421	+0.865	10:45:05.891
6	1:34.840	+2.284	10:46:40.731
7	1:33.700	+1.144	10:48:14.431
8	1:33.630	+1.074	10:49:48.061
9	1:34.732	+2.176	10:51:22.793
(5) FERRAN SERRA			
1			10:38:54.907

Lap	Lap Tm	Diff	Time of Day
2	1:32.541	+0.735	10:40:27.448
3	1:33.808	+2.002	10:42:01.256
4	1:31.806		10:43:33.062
5	1:33.485	+1.679	10:45:06.547
6	1:35.580	+3.774	10:46:42.127
7	1:34.440	+2.634	10:48:16.567
8	1:32.758	+0.952	10:49:49.325
9	1:35.495	+3.689	10:51:24.820
(100) ALBERT PONS			
1			10:38:57.112
2	1:35.761	+1.674	10:40:32.873
3	4:45.243	+3:11.156	10:45:18.116
4	1:34.087		10:46:52.203
5	1:34.345	+0.258	10:48:26.548
6	3:08.484	+1:34.397	10:51:35.032
(12) NIL CANUDES			
1			10:38:49.055
2	1:33.320		10:40:22.375
3	1:44.708	+11.388	10:42:07.083
4	1:34.687	+1.367	10:43:41.770
5	1:34.578	+1.258	10:45:16.348
6	1:35.217	+1.897	10:46:51.565
7	1:34.505	+1.185	10:48:26.070
8	1:33.927	+0.607	10:49:59.997
9	1:33.522	+0.202	10:51:33.519
(13) GUILLEM CALVERAS			
1			10:38:59.028
2	1:35.139	+2.788	10:40:34.167
3	1:34.861	+2.510	10:42:09.028
4	1:33.940	+1.589	10:43:42.968
5	1:38.804	+6.453	10:45:21.772
6	1:32.351		10:46:54.123
7	1:33.355	+1.004	10:48:27.478
8	1:35.694	+3.343	10:50:03.172
9	1:35.075	+2.724	10:51:38.247
(84) LAIA MANTÉ			
1			10:38:56.103
2	1:36.266	+0.910	10:40:32.369
3	1:37.461	+2.105	10:42:09.830
4	1:35.406	+0.050	10:43:45.236
5	1:35.356		10:45:20.592
6	1:35.970	+0.614	10:46:56.562
7	1:36.153	+0.797	10:48:32.715
8	1:36.236	+0.880	10:50:08.951
9	1:35.882	+0.526	10:51:44.833
(83) BASILIO ALVES			
1			10:39:00.214
2	1:36.765	+2.585	10:40:36.979
3	1:35.529	+1.349	10:42:12.508
4	1:34.180		10:43:46.688
5	1:36.596	+2.416	10:45:23.284
6	1:34.521	+0.341	10:46:57.805
7	1:35.644	+1.464	10:48:33.449
8	1:37.461	+3.281	10:50:10.910
9	1:35.216	+1.036	10:51:46.126
(75) DAVID GARCIA			
1			10:39:03.326
2	1:37.471	+0.793	10:40:40.797
3	1:38.092	+1.414	10:42:18.889
4	1:37.955	+1.277	10:43:56.844

Lap	Lap Tm	Diff	Time of Day
5	1:37.768	+1.090	10:45:34.612
6	1:37.787	+1.109	10:47:12.399
7	1:37.503	+0.825	10:48:49.902
8	1:36.678		10:50:26.580
9	1:48.816	+12.138	10:52:15.396
(8) VICTOR MORALES			
1			10:38:58.551
2	1:37.688	+2.293	10:40:36.239
3	1:40.035	+4.640	10:42:16.274
4	1:35.395		10:43:51.669
5	1:51.016	+15.621	10:45:42.685
6	1:36.500	+1.105	10:47:19.185
7	1:35.617	+0.222	10:48:54.802
8	1:36.235	+0.840	10:50:31.037
(30) EWERTON MEDEIROS			
1			10:39:07.462
2	1:44.335	+1.449	10:40:51.797
3	1:43.569	+0.683	10:42:35.366
4	1:42.886		10:44:18.252
5	1:44.974	+2.088	10:46:03.226
6	1:46.656	+3.770	10:47:49.882
7	1:47.365	+4.479	10:49:37.247
8	1:52.454	+9.568	10:51:29.701

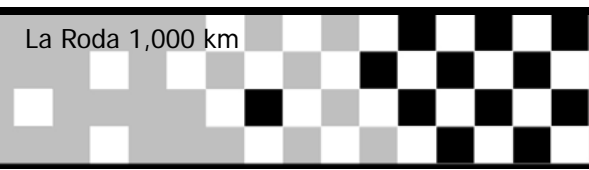
Lap	Lap Tm	Diff	Time of Day
(91) PABLO ROSET			
1			10:39:09.134
2	1:48.996	+2.463	10:40:58.130
3	1:46.956	+0.423	10:42:45.086
4	1:46.533		10:44:31.619
5	3:45.957	+1:59.424	10:48:17.576

Rostollada Motorshow Avià

Open

La Roda 1,000 km

FINAL OPEN



Posició	Nº	Nombre	Total puntos	R1	R2	R3.	R4.	R5.	R6.
1	18	FRANC SERRA	75	25	--	--	25	--	25
2	21	ERIC AUGÉ	72	22	--	25	--	25	--
3	54	POL MOLINA	62	--	22	--	18	22	--
4	55	ORIOI SANTACREU	60	--	20	20	--	--	20
5	747	ORIOI CASAS	58	20	--	--	22	--	16
6	105	XAVIER CLOTET	52	18	--	18	--	16	--
7	7	FRANCISCO IZQUIERDO	52	--	18	16	--	--	18
8	5	FERRAN SERRA	51	--	14	22	--	--	15
9	73	MARC MUJAL	51	16	--	15	--	20	--
10	37	XAVIER FERRER	49	11	--	--	16	--	22
11	11	LEANDRE CASAS	45	--	25	--	20	0	--
12	9	ELISON MEDEIROS	43	--	16	--	9	18	--
13	6	JOSEP BARNIOL	40	--	15	12	--	--	13
14	96	JORDI CAPELLAS	40	14	--	--	14	--	12
15	28	MANUEL MORALES	35	10	--	--	11	--	14
16	13	GUILLEM CALVERAS	35	--	11	14	--	--	10
17	40	JOSÉ LUIS IZQUIERDO	35	12	--	--	12	--	11
18	84	LAIA MANTÉ	34	--	10	--	10	14	--
19	34	FABIAN SIMMER	32	9	--	11	--	12	--
20	93	PATO TARRADAS	30	15	--	--	15	--	0
21	88	JONATAN PONCE	30	5	--	10	--	15	--
22	83	BASILIO ALVES	28	--	9	--	8	11	--
23	75	DAVID GARCIA	27	--	8	--	6	13	--
24	100	ALBERT PONS	26	--	13	13	--	--	0
25	12	NIL CANUDES	25	--	12	--	13	0	--
26	8	VICTOR MORALES	24	--	7	8	--	--	9
27	80	GUILLEM VILA	23	13	--	0	--	10	--
28	121	EDGAR BARRAGAN	23	8	--	7	--	8	--
29	1	JOAQUIM FARGAS	20	7	--	--	5	--	8
30	39	JORDI ANGRILL	18	4	--	--	7	--	7
31	32	ALEX COMELLA	17	1	--	9	--	7	--
32	30	EWERTON MEDEIROS	17	--	6	6	--	--	5
33	3	CRISTIAN PLANAS	15	6	--	0	--	9	--
34	111	MARC MARTINEZ	12	2	--	--	4	--	6
35	23	MARC ARANDA	6	3	--	--	3	--	0
36	91	PABLO ROSET	4	--	0	0	--	--	4
37	33	J.ANTONI GOMEZ	0	--	0	--	0	0	--

Rostollada Motorshow Avià

Clasificado por mejor tiempo de vuelta

Classiques

La Roda 1,000 km

Ent. Cronometarts

01/09/2013 09:25

Práctica iniciado a 9:59:07

Pos.	Nº	Nom	Voltes	Millor Tm	En Volta	Dif. resp. 1º	PEC	Categ
1	7	Agustí Vall	3	1:38.448	2		1	Classiques
2	9	Xavi Castey	3	1:39.295	3	0.847	2	Classiques
3	11	Gendre Agustí	3	1:40.628	2	2.180	3	Classiques
4	66	Jordi Figols	3	1:42.173	3	3.725	4	Classiques
5	61	Joan Mosull	3	1:43.448	3	5.000	1	PRE 76
6	6	Xavi Pons	2	1:44.305	2	5.857	5	Classiques
7	75	Inma Oliveres	3	1:44.362	2	5.914	2	PRE 76
8	22	Xavi Pons Jr	3	1:44.788	2	6.340	6	Classiques
9	65	Ricard Coma	3	1:45.097	2	6.649	3	PRE 76
10	15	Oriol Pons	2	1:48.076	2	9.628	7	Classiques
11	3	Jordi Riera	2	1:48.612	2	10.164	8	Classiques
12	17	Jordi Bruch	2	1:50.032	2	11.584	9	Classiques
13	36	Pere Junquera	3	1:50.365	2	11.917	10	Classiques
14	10	Jordi Puig	3	1:54.827	2	16.379	4	PRE 76
15	49	Arnal Perez	2	1:58.591	2	20.143	5	PRE 76
16	55	Tomas Perez	2	2:08.735	2	30.287	6	PRE 76
17	57	Salvador Oliveres	2	2:10.341	2	31.893	7	PRE 76
18	83	Agusti Vinyals	2	2:12.311	2	33.863	11	Classiques
19	16	Ton Marsiñach	1		0		8	PRE 76

Rostollada Motorshow Avià

Clasificado por vueltas

Classiques

La Roda 1,000 km

1a Cursa

01/09/2013 10:50

Carrera (8 Vueltas) iniciado a 10:55:57

Posición	Nº	Nom	Voltes	Total T°	Millor Tm	En Volta	PEC	Categ
1	7	Agustí Vall	8	12:28.551	1:32.787	4	1	Classiques
2	9	Xavi Castey	8	12:31.103	1:33.462	3	2	Classiques
3	11	Josep Alsina	8	12:55.341	1:33.840	4	3	Classiques
4	66	Jordi Fígols	8	13:12.717	1:37.378	7	4	Classiques
5	6	Xavi Pons	8	13:17.720	1:38.004	7	5	Classiques
6	15	Oriol Pons	8	13:19.902	1:38.976	7	6	Classiques
7	65	Ricard Coma	8	13:22.982	1:38.825	7	1	PRE 76
8	3	Jordi Riera	8	13:35.364	1:39.268	3	7	Classiques
9	17	Jordi Bruch	8	13:36.384	1:40.026	4	8	Classiques
10	61	Joan Mosull	8	13:52.206	1:41.908	3	2	PRE 76
11	5	Carlos Mas	8	14:00.791	1:41.804	7	9	Classiques
12	36	Pere Junquera	8	14:11.085	1:42.653	5	10	Classiques
13	10	Jordi Puig	7	12:53.893	1:49.278	7	3	PRE 76
14	75	Inma Oliveres	7	12:54.242	1:40.692	7	4	PRE 76
15	16	Ton Marsiñach	7	13:53.076	1:54.576	2	5	PRE 76
16	57	Salvador Oliveres	7	14:22.214	1:59.325	7	6	PRE 76
17	49	Arnal Perez	6	13:09.946	1:47.201	4	7	PRE 76

No clasificado

NT	83	Agusti Vinyals	2	4:07.029	2:07.496	2	NT	Classiques
NE	22	Xavi Pons Jr				0	NE	Classiques
NE	55	Tomas Perez				0	NE	PRE 76

Margin of Victory	Avg. Speed	Best Lap Tm	Best Spd	Best Lap by
2.552	38,474	1:32.787	38,799	7 - Agustí Vall

Jefe de cronometraje

Orbits

Director de Carrera



SEGUROS
Ges

www.mylaps.com

Licenciado a: Nando.Crono

Rostollada Motorshow Avià

Vuelta a vuelta

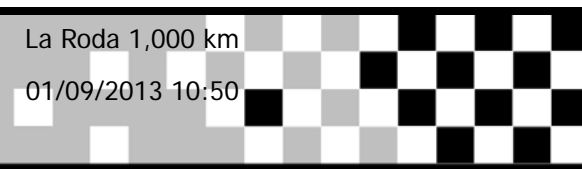
Classiques

La Roda 1,000 km

1a Cursa

01/09/2013 10:50

Carrera (8 Vueltas) iniciado a 10:55:57



Competidores	Vueltas							
	1	2	3	4	5	6	7	8
Agustí Vall (7)	7	7	7	7	7	7	7	7
Xavi Castey (9)	9	9	9	9	9	9	9	9
Josep Alsina (11)	11	11	11	11	11	11	11	11
Xavi Pons (6)	6	6	6	6	6	6	6	66
Oriol Pons (15)	15	15	15	15	66	66	66	6
Jordi Figols (66)	66	66	66	66	15	15	15	15
Ricard Coma (65)	65	65	65	65	65	65	65	65
Jordi Riera (3)	3	3	3	3	3	3	3	3
Jordi Bruch (17)	17	17	17	17	17	17	17	17
Inma Oliveres (75)	75	75	75	61	61	61	61	61
Pere Junquera (36)	36	36	61	36	36	36	5	5
Carlos Mas (5)	5	61	36	5	5	5	36	36
Joan Mosull (61)	61	5	5	10	10	10	10	
Ton Marsiñach (16)	16	10	10	16	75	75	75	
Jordi Puig (10)	10	16	16	75	16	16	16	
Agusti Vinyals (83)	83	83	57	57	57	57	57	
Salvador Oliveres (57)	57	57	49	49	49	49		
Arnal Perez (49)	49	49						
-	19							
-	20							

Rostollada Motorshow Avià

Classiques

La Roda 1,000 km

1a cursa

01/09/2013 10:50

Carrera (8 Vuelts) iniciado a 10:55:57

Lap	Lap Tm	Diff	Time of Day
(7) Agustí Vall			
1			10:57:26.765
2	1:33.324	+0.537	10:59:00.089
3	1:33.653	+0.866	11:00:33.742
4	1:32.787		11:02:06.529
5	1:34.595	+1.808	11:03:41.124
6	1:33.870	+1.083	11:05:14.994
7	1:34.444	+1.657	11:06:49.438
8	1:36.656	+3.869	11:08:26.094

(9) Xavi Castey			
1			10:57:29.740
2	1:34.159	+0.697	10:59:03.899
3	1:33.462		11:00:37.361
4	1:34.426	+0.964	11:02:11.787
5	1:34.452	+0.990	11:03:46.239
6	1:33.979	+0.517	11:05:20.218
7	1:33.820	+0.358	11:06:54.038
8	1:34.608	+1.146	11:08:28.646

(11) Josep Alsina			
1			10:57:30.448
2	1:35.671	+1.831	10:59:06.119
3	1:33.907	+0.067	11:00:40.026
4	1:33.840		11:02:13.866
5	1:34.609	+0.769	11:03:48.475
6	1:35.434	+1.594	11:05:23.909
7	1:36.281	+2.441	11:07:00.190
8	1:52.694	+18.854	11:08:52.884

(66) Jordi Figols			
1			10:57:37.958
2	1:40.459	+3.081	10:59:18.417
3	1:39.144	+1.766	11:00:57.561
4	1:40.352	+2.974	11:02:37.913
5	1:38.748	+1.370	11:04:16.661
6	1:38.583	+1.205	11:05:55.244
7	1:37.378		11:07:32.622
8	1:37.638	+0.260	11:09:10.260

(6) Xavi Pons			
1			10:57:32.542
2	1:40.344	+2.340	10:59:12.886
3	1:40.316	+2.312	11:00:53.202
4	1:39.855	+1.851	11:02:33.057
5	1:40.652	+2.648	11:04:13.709
6	1:39.404	+1.400	11:05:53.113
7	1:38.004		11:07:31.117
8	1:44.146	+6.142	11:09:15.263

(15) Oriol Pons			
1			10:57:37.125
2	1:40.465	+1.489	10:59:17.590
3	1:39.567	+0.591	11:00:57.157
4	1:40.198	+1.222	11:02:37.355
5	1:41.022	+2.046	11:04:18.377
6	1:39.879	+0.903	11:05:58.256
7	1:38.976		11:07:37.232
8	1:40.213	+1.237	11:09:17.445

(65) Ricard Coma			
1			10:57:40.545
2	1:39.545	+0.720	10:59:20.090
3	1:40.467	+1.642	11:01:00.557
4	1:39.223	+0.398	11:02:39.780

5	1:40.690	+1.865	11:04:20.470
6	1:40.955	+2.130	11:06:01.425
7	1:38.825		11:07:40.250
8	1:40.275	+1.450	11:09:20.525

(3) Jordi Riera			
1			10:57:41.269
2	1:41.907	+2.639	10:59:23.176
3	1:39.268		11:01:02.444
4	1:42.531	+3.263	11:02:44.975
5	1:42.388	+3.120	11:04:27.363
6	1:41.780	+2.512	11:06:09.143
7	1:41.980	+2.712	11:07:51.123
8	1:41.784	+2.516	11:09:32.907

(17) Jordi Bruch			
1			10:57:41.977
2	1:41.952	+1.926	10:59:23.929
3	1:41.676	+1.650	11:01:05.605
4	1:40.026		11:02:45.631
5	1:42.676	+2.650	11:04:28.307
6	1:42.026	+2.000	11:06:10.333
7	1:41.802	+1.776	11:07:52.135
8	1:41.792	+1.766	11:09:33.927

(61) Joan Mosull			
1			10:57:46.133
2	1:42.838	+0.930	10:59:28.971
3	1:41.908		11:01:10.879
4	1:44.495	+2.587	11:02:55.374
5	1:42.456	+0.548	11:04:37.830
6	1:43.206	+1.298	11:06:21.036
7	1:42.422	+0.514	11:08:03.458
8	1:46.291	+4.383	11:09:49.749

(5) Carlos Mas			
1			10:57:45.584
2	1:47.328	+5.524	10:59:32.912
3	1:45.989	+4.185	11:01:18.901
4	1:46.599	+4.795	11:03:05.500
5	1:44.248	+2.444	11:04:49.748
6	1:42.214	+0.410	11:06:31.962
7	1:41.804		11:08:13.766
8	1:44.568	+2.764	11:09:58.334

(36) Pere Junquera			
1			10:57:43.470
2	1:43.765	+1.112	10:59:27.235
3	1:46.083	+3.430	11:01:13.318
4	1:45.551	+2.898	11:02:58.869
5	1:42.653		11:04:41.522
6	1:47.177	+4.524	11:06:28.699
7	1:49.366	+6.713	11:08:18.065
8	1:50.563	+7.910	11:10:08.628

(10) Jordi Puig			
1			10:57:49.515
2	1:50.128	+0.850	10:59:39.643
3	1:49.649	+0.371	11:01:29.292
4	1:50.310	+1.032	11:03:19.602
5	1:50.700	+1.422	11:05:10.302
6	1:51.856	+2.578	11:07:02.158
7	1:49.278		11:08:51.436

(75) Inma Oliveres			
1			10:57:42.562

2	1:42.996	+2.304	10:59:25.558
3	1:41.649	+0.957	11:01:07.207
4	2:35.751	+55.059	11:03:42.958
5	1:44.832	+4.140	11:05:27.790
6	1:43.303	+2.611	11:07:11.093
7	1:40.692		11:08:51.785

(16) Ton Marsiñach			
1			10:57:48.587
2	1:54.576		10:59:43.163
3	1:57.344	+2.768	11:01:40.507
4	1:57.858	+3.282	11:03:38.365
5	2:01.854	+7.278	11:05:40.219
6	2:04.122	+9.546	11:07:44.341
7	2:06.278	+11.702	11:09:50.619

(57) Salvador Oliveres			
1			10:58:01.606
2	2:03.876	+4.551	11:00:05.482
3	2:03.760	+4.435	11:02:09.242
4	2:03.279	+3.954	11:04:12.521
5	2:05.538	+6.213	11:06:18.059
6	2:02.373	+3.048	11:08:20.432
7	1:59.325		11:10:19.757

(49) Arnal Perez			
1			10:59:10.476
2	1:57.085	+9.884	11:01:07.561
3	2:31.590	+44.389	11:03:39.151
4	1:47.201		11:05:26.352
5	1:47.707	+0.506	11:07:14.059
6	1:53.430	+6.229	11:09:07.489

(83) Agustí Vinyals			
1			10:57:57.076
2	2:07.496		11:00:04.572

Rostollada Motorshow Avià

Clasificado por vueltas

Classiques

La Roda 1,000 km

2a Cursa

01/09/2013 12:25

Carrera (8 Vueltas) iniciado a 12:22:26

Posición	Nº	Nom	Voltes	Total T°	Millor Tm	En Volta	PEC	Categ
1	9	Xavi Castey	8	12:45.776	1:33.063	4	1	Classiques
2	7	Agustí Vall	8	12:59.484	1:35.036	7	2	Classiques
3	11	Josep Alsina	8	13:07.148	1:35.906	7	3	Classiques
4	6	Xavi Pons	8	13:29.788	1:39.915	5	4	Classiques
5	66	Jordi Fígols	8	13:31.067	1:40.301	3	5	Classiques
6	15	Oriol Pons	8	13:43.198	1:40.738	5	6	Classiques
7	3	Jordi Riera	8	13:52.719	1:42.391	2	7	Classiques
8	65	Ricard Coma	8	13:53.988	1:41.218	4	1	PRE 76
9	17	Jordi Bruch	8	13:55.938	1:41.401	8	8	Classiques
10	75	Inma Oliveres	8	13:59.396	1:43.214	3	2	PRE 76
11	61	Joan Mosull	8	14:14.298	1:43.848	7	3	PRE 76
12	49	Arnal Perez	7	13:03.437	1:47.909	7	4	PRE 76
13	10	Jordi Puig	7	13:36.801	1:53.319	2	5	PRE 76
14	16	Ton Marsiñach	7	14:23.876	1:57.977	7	6	PRE 76
15	55	Tomas Perez	7	14:28.315	1:59.698	6	7	PRE 76
16	57	Salvador Oliveres	7	14:32.199	1:57.819	7	8	PRE 76
17	36	Pere Junquera	6	13:49.462	1:47.136	5	9	Classiques

No clasificado

NT	5	Carlos Mas	6	11:06.575	1:43.232	6	NT	Classiques
NT	22	Xavi Pons Jr				0	NT	Classiques
NT	83	Agusti Vinyals				0	NT	Classiques

Margin of Victory	Avg. Speed	Best Lap Tm	Best Spd	Best Lap by
13.708	37,609	1:33.063	38,683	9 - Xavi Castey

Jefe de cronometraje

Orbits

Director de Carrera



SEGUROS
Ges

www.mylaps.com

Licenciado a: Nando.Crono

Rostllada Motorshow Avià

Vuelta a vuelta

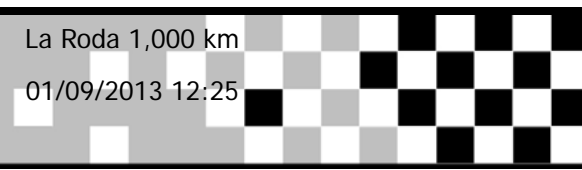
Classiques

La Roda 1,000 km

2a Cursa

01/09/2013 12:25

Carrera (8 Vueltas) iniciado a 12:22:26



Competidores	Vueltas								
	1	2	3	4	5	6	7	8	
Agustí Vall (7)	1	7	7	7	9	9	9	9	9
Xavi Pons (6)	2	6	9	9	7	7	7	7	7
Xavi Castey (9)	3	9	11	11	11	11	11	11	11
Josep Alsina (11)	4	11	6	6	6	6	6	6	6
Jordi Riera (3)	5	3	3	66	66	66	66	66	66
Jordi Fígols (66)	6	66	66	3	3	15	15	15	15
Inma Oliveres (75)	7	75	75	75	15	3	3	3	3
Jordi Bruch (17)	8	17	17	15	75	65	65	65	65
Oriol Pons (15)	9	15	15	17	65	75	75	75	17
Ricard Coma (65)	10	65	65	65	17	17	17	17	75
Arnal Perez (49)	11	49	61	61	61	61	61	61	61
Joan Mosull (61)	12	61	49	10	49	5	5	49	
Jordi Puig (10)	13	10	10	49	10	49	49	10	
Ton Marsiñach (16)	14	16	16	5	5	10	10	16	
Tomas Perez (55)	15	55	5	16	16	16	55	55	
Salvador Oliveres (57)	16	57	55	55	55	55	16	57	
Carlos Mas (5)	17	5	57	57	57	57	57	57	
Pere Junquera (36)	18	36	36	36	36	36	36		
-	19								
-	20								

Rostollada Motorshow Avià

Classiques

La Roda 1,000 km

2a Cursa

01/09/2013 12:25

Carrera (8 Vueltas) iniciado a 12:22:26

Lap	Lap Tm	Diff	Time of Day
(9) Xavi Castey			
1			12:24:03.479
2	1:38.036	+4.973	12:25:41.515
3	1:34.434	+1.371	12:27:15.949
4	1:33.063		12:28:49.012
5	1:35.415	+2.352	12:30:24.427
6	1:35.275	+2.212	12:31:59.702
7	1:34.969	+1.906	12:33:34.671
8	1:37.442	+4.379	12:35:12.113
(7) Agustí Vall			
1			12:24:02.235
2	1:36.997	+1.961	12:25:39.232
3	1:35.144	+0.108	12:27:14.376
4	1:36.337	+1.301	12:28:50.713
5	1:37.596	+2.560	12:30:28.309
6	1:36.501	+1.465	12:32:04.810
7	1:35.036		12:33:39.846
8	1:45.975	+10.939	12:35:25.821
(11) Josep Alsina			
1			12:24:05.086
2	1:39.931	+4.025	12:25:45.017
3	1:36.781	+0.875	12:27:21.798
4	1:37.454	+1.548	12:28:59.252
5	1:37.888	+1.982	12:30:37.140
6	1:40.739	+4.833	12:32:17.879
7	1:35.906		12:33:53.785
8	1:39.700	+3.794	12:35:33.485
(6) Xavi Pons			
1			12:24:02.804
2	1:42.946	+3.031	12:25:45.750
3	1:42.936	+3.021	12:27:28.686
4	1:42.402	+2.487	12:29:11.088
5	1:39.915		12:30:51.003
6	1:40.809	+0.894	12:32:31.812
7	1:42.807	+2.892	12:34:14.619
8	1:41.506	+1.591	12:35:56.125
(66) Jordi Figols			
1			12:24:07.997
2	1:42.147	+1.846	12:25:50.144
3	1:40.301		12:27:30.445
4	1:41.405	+1.104	12:29:11.850
5	1:40.718	+0.417	12:30:52.568
6	1:42.384	+2.083	12:32:34.952
7	1:41.245	+0.944	12:34:16.197
8	1:41.207	+0.906	12:35:57.404
(15) Oriol Pons			
1			12:24:13.702
2	1:44.368	+3.630	12:25:58.070
3	1:42.065	+1.327	12:27:40.135
4	1:42.176	+1.438	12:29:22.311
5	1:40.738		12:31:03.049
6	1:43.524	+2.786	12:32:46.573
7	1:41.259	+0.521	12:34:27.832
8	1:41.703	+0.965	12:36:09.535
(3) Jordi Riera			
1			12:24:06.654
2	1:42.391		12:25:49.045
3	1:43.803	+1.412	12:27:32.848
4	1:43.158	+0.767	12:29:16.006

Lap	Lap Tm	Diff	Time of Day
5	1:52.293	+9.902	12:31:08.299
6	1:43.584	+1.193	12:32:51.883
7	1:44.210	+1.819	12:34:36.093
8	1:42.963	+0.572	12:36:19.056
(65) Ricard Coma			
1			12:24:14.990
2	1:44.457	+3.239	12:25:59.447
3	1:43.217	+1.999	12:27:42.664
4	1:41.218		12:29:23.882
5	1:45.272	+4.054	12:31:09.154
6	1:44.338	+3.120	12:32:53.492
7	1:44.740	+3.522	12:34:38.232
8	1:42.093	+0.875	12:36:20.325
(17) Jordi Bruch			
1			12:24:12.210
2	1:44.976	+3.575	12:25:57.186
3	1:44.380	+2.979	12:27:41.566
4	1:45.139	+3.738	12:29:26.705
5	1:46.445	+5.044	12:31:13.150
6	1:43.348	+1.947	12:32:56.498
7	1:44.376	+2.975	12:34:40.874
8	1:41.401		12:36:22.275
(75) Inma Oliveres			
1			12:24:11.069
2	1:45.322	+2.108	12:25:56.391
3	1:43.214		12:27:39.605
4	1:43.593	+0.379	12:29:23.198
5	1:47.073	+3.859	12:31:10.271
6	1:44.720	+1.506	12:32:54.991
7	1:44.694	+1.480	12:34:39.685
8	1:46.048	+2.834	12:36:25.733
(61) Joan Mosull			
1			12:24:19.862
2	1:46.952	+3.104	12:26:06.814
3	1:46.253	+2.405	12:27:53.067
4	1:46.272	+2.424	12:29:39.339
5	1:47.209	+3.361	12:31:26.548
6	1:44.909	+1.061	12:33:11.457
7	1:43.848		12:34:55.305
8	1:45.330	+1.482	12:36:40.635
(49) Arnal Perez			
1			12:24:18.399
2	1:51.117	+3.208	12:26:09.516
3	2:04.643	+16.734	12:28:14.159
4	1:49.321	+1.412	12:30:03.480
5	1:49.732	+1.823	12:31:53.212
6	1:48.653	+0.744	12:33:41.865
7	1:47.909		12:35:29.774
(10) Jordi Puig			
1			12:24:21.580
2	1:53.319		12:26:14.899
3	1:53.601	+0.282	12:28:08.500
4	1:57.214	+3.895	12:30:05.714
5	2:03.469	+10.150	12:32:09.183
6	1:56.104	+2.785	12:34:05.287
7	1:57.851	+4.532	12:36:03.138
(16) Ton Marsiñach			
1			12:24:25.402
2	2:00.053	+2.076	12:26:25.455

Lap	Lap Tm	Diff	Time of Day
3	2:00.311	+2.334	12:28:25.766
4	2:04.939	+6.962	12:30:30.705
5	2:11.321	+13.344	12:32:42.026
6	2:10.210	+12.233	12:34:52.236
7	1:57.977		12:36:50.213
(55) Tomas Perez			
1			12:24:33.565
2	2:02.721	+3.023	12:26:36.286
3	2:04.491	+4.793	12:28:40.777
4	2:06.277	+6.579	12:30:47.054
5	2:03.860	+4.162	12:32:50.914
6	1:59.698		12:34:50.612
7	2:04.040	+4.342	12:36:54.652
(57) Salvador Oliveres			
1			12:24:35.250
2	2:02.328	+4.509	12:26:37.578
3	2:04.182	+6.363	12:28:41.760
4	2:08.271	+10.452	12:30:50.031
5	2:08.523	+10.704	12:32:58.554
6	2:02.163	+4.344	12:35:00.717
7	1:57.819		12:36:58.536
(36) Pere Junquera			
1			12:27:00.913
2	1:50.918	+3.782	12:28:51.831
3	1:52.164	+5.028	12:30:43.995
4	1:51.671	+4.535	12:32:35.666
5	1:47.136		12:34:22.802
6	1:52.997	+5.861	12:36:15.799
(5) Carlos Mas			
1			12:24:46.260
2	1:47.833	+4.601	12:26:34.093
3	1:47.373	+4.141	12:28:21.466
4	1:44.432	+1.200	12:30:05.898
5	1:43.782	+0.550	12:31:49.680
6	1:43.232		12:33:32.912

Rostollada Motorshow Avià

Classiques

La Roda 1,000 km

FINAL CLASSIQUES

Posició	Nº	Nombre	Total puntos	R1	R2	Total Tº
Classiques						
1	9	Xavi Castej	47	22	25	25:16.880
2	7	Agustí Vall	47	25	22	25:28.036
3	11	Josep Alsina	40	20	20	26:02.490
4	66	Jordi Fígols	34	18	16	26:43.785
5	6	Xavi Pons	34	16	18	26:47.509
6	15	Oriol Pons	30	15	15	27:03.101
7	3	Jordi Riera	28	14	14	27:28.084
8	17	Jordi Bruch	26	13	13	27:32.323
9	36	Pere Junquera	23	11	12	28:00.548
10	5	Carlos Mas	12	12	0	25:07.367
11	22	Xavi Pons Jr	0	0	0	0.000
12	83	Agusti Vinyals	0	0	0	4:07.029

PRE 76

1	65	Ricard Coma	50	25	25	27:16.971
2	61	Joan Mosull	42	22	20	28:06.505
3	75	Inma Oliveres	40	18	22	26:53.639
4	10	Jordi Puig	36	20	16	26:30.695
5	49	Arnal Perez	32	14	18	26:13.384
6	16	Ton Marsiñach	31	16	15	28:16.953
7	57	Salvador Oliveres	28	15	13	28:54.414
8	55	Tomas Perez	14	0	14	14:28.315