

Camp.Catalunya Motocròs. Olvan

Clasificado por mejor tiempo de vuelta

MXElit- MX1-MX2-MX2 SOTS 184T

Circuit d'Olvan 1,400 km

Ent Cronometrats

30/06/2013 09:00

Práctica (30:00 Tiempo) iniciado a 9:00:26

Pos.	Nº	Nom	Moto	Voltes	Millor Tm n Volta	Dif. resp. 1º	PEC	Categ
1	48	CROS, JOAN		10	2:04.208	8		1 MX Elit
2	10	BETRIU, JAUME		12	2:04.438	12	0.230	2 MX Elit
3	49	MATARO, FRANCESC		11	2:04.760	9	0.552	3 MX Elit
4	50	OLIVA GALERA, CRISTIAN	KAWAS	10	2:04.831	10	0.623	4 MX Elit
5	7	BUSSOT FERRER, NIL	KAWAS	10	2:06.324	9	2.116	1 MX 2
6	51	CASTRO ORTEGA, SERGIO	SUZUKI	7	2:07.626	7	3.418	2 MX2 Sots 18 4T
7	89	SERRA CASTAÑE, RAMON		8	2:07.822	7	3.614	5 MX Elit
8	999	GARCIA GÜELL, GERARD	SUZUKI	10	2:08.377	10	4.169	3 MX 2
9	72	DOÑATE LOZANO, PAU	HONDA	5	2:08.561	5	4.353	6 MX Elit
10	77	ARJONILLA VIÑAS, ALBERT	KAWAS	10	2:08.818	10	4.610	4 MX2 Sots 18 4T
11	5	BOIXEDA, DAVID		10	2:08.829	10	4.621	7 MX Elit
12	41	SALAVEDRA PONT, GERARD	KTM	12	2:09.038	10	4.830	8 MX Elit
13	11	ARNAU DE VERA, FERRAN	SUZUKI	10	2:10.221	9	6.013	5 MX2 Sots 18 4T
14	16	SANS SORIA, MARC	KTM	8	2:10.298	4	6.090	6 MX 2
15	12	CASAS CERVERA, ORIOL	YAMAHA	10	2:10.386	8	6.178	7 MX 2
16	98	OLIVA HERMS, ORIOL	SUZUKI	9	2:10.417	9	6.209	8 MX 2
17	21	NOGUERA HIDALGO, JOAN	YAMAHA	10	2:12.539	9	8.331	9 MX2 Sots 18 4T
18	25	OLIU ORRIOLS, ALEIX	HONDA	8	2:12.919	8	8.711	1 MX 1
19	27	DIAZ LOPEZ, ALEIX	YAMAHA	8	2:13.301	8	9.093	9 MX Elit
20	581	RODRIGUEZ BELLA, RUBEN	HONDA	8	2:13.535	6	9.327	2 MX 1
21	95	FERRER ENRIQUEZ, BIEL	KAWAS	8	2:14.539	8	10.331	10 MX2 Sots 18 4T
22	42	MAJO BOTER, PAU	KTM	8	2:16.776	8	12.568	3 MX 1
23	66	RISSECH SUREDA, ALBERT	KAWAS	6	2:19.109	5	14.901	11 MX 2
24	36	MAJO BOTER, EUGENI	KTM	6	2:21.284	2	17.076	4 MX 1
25	73	MUJAL MOLINA, MARC	KTM	5	2:25.426	3	21.218	5 MX 1
26	96	CARRERA GARCIA, MARCEL	YAMAHA	5	2:26.361	4	22.153	12 MX 2
27	33	SOLOZABAL, MARC		5	2:26.607	5	22.399	6 MX 1
28	91	SERENA RUBIO, JORDI	SUZUKI	8	2:29.058	8	24.850	13 MX2 Sots 18 4T
29	40	DAUDEN SERRA, JOSE LUIS	KAWAS	5	2:29.227	3	25.019	14 MX 2
30	57	BERNADES BORDA, JOEL	SIN MA	6	2:30.370	3	26.162	7 MX 1
31	136	PEREZ CABRERA, DAVID	SUZUKI	6	2:30.607	5	26.399	8 MX 1
32	23	MAÑES TENA, JOAQUIM	KAWAS	7	2:37.825	7	33.617	9 MX 1
33	75	CARRERA GARCIA, GUILLEM	YAMAHA	7	2:41.192	6	36.984	15 MX 2
34	28	ROCA CRESPI, JOAN	HONDA	6	2:42.024	3	37.816	10 MX 1
35	95	EXPOSITO RUIZ, ANTONIO	KAWAS	3	2:48.766	3	44.558	11 MX 1
36	121	BARRAGAN RODRIGUEZ, EDGAR	KAWAS	3	3:38.377	2	1:34.169	12 MX 1

Camp.Catalunya Motocròs. Olvan

**Clasificado por vueltas**

MXElit- MX1-MX2-MX2 SOTS 184T

Circuit d'Olvan 1,400 km

1a Cursa

30/06/2013 10:15

Carrera (25:00 y 2 Vueltas) iniciado a 10:25:35

sición	Nº	Nombre	Vueltas	Total T°	Mejor Tm	En Vuelta	Dif. resp. 1°	PEC	Categ
1	50	OLIVA GALERA, CRISTIAN	15	29:53.322	1:57.983	6		1	MX Elit
2	48	CROS, JOAN	15	30:04.649	1:57.530	15	11.327	2	MX Elit
3	<b>10</b>	BETRIU, JAUME	15	30:04.862	<b>1:56.122</b>	<b>15</b>	11.540	3	<b>MX Elit</b>
4	7	BUSSOT FERRER, NIL	15	30:25.679	1:59.346	9	32.357	1	MX 2
5	49	MATARO, FRANCESC	15	30:46.329	1:59.521	4	53.007	4	MX Elit
6	89	SERRA CASTAÑE, RAMON	15	31:09.222	2:01.187	5	1:15.900	5	MX Elit
7	11	ARNAU DE VERA, FERRAN	15	31:24.333	2:02.799	15	1:31.011	2	MX2 Sots 18 4T
8	41	SALAVEDRA PONT, GERARD	15	31:24.854	2:01.644	15	1:31.532	6	MX Elit
9	51	CASTRO ORTEGA, SERGIO	15	31:44.720	2:02.335	8	1:51.398	3	MX2 Sots 18 4T
10	5	BOIXEDA, DAVID	15	31:53.397	2:03.168	9	2:00.075	7	MX Elit
11	77	ARJONILLA VIÑAS, ALBERT	15	31:55.135	2:03.158	13	2:01.813	4	MX2 Sots 18 4T
12	999	GARCIA GÜELL, GERARD	15	31:55.736	2:02.761	12	2:02.414	5	MX 2
13	16	SANS SORIA, MARC	15	31:56.436	2:02.344	12	2:03.114	6	MX 2
14	98	OLIVA HERMS, ORIOL	14	29:57.720	2:03.195	12	1 Vuelta	7	MX 2
15	72	DOÑATE LOZANO, PAU	14	30:11.649	2:00.674	10	1 Vuelta	8	MX Elit
16	21	NOGUERA HIDALGO, JOAN	14	30:13.425	2:04.115	10	1 Vuelta	8	MX2 Sots 18 4T
17	12	CASAS CERVERA, ORIOL	14	30:14.016	2:03.717	14	1 Vuelta	9	MX 2
18	27	DIAZ LOPEZ, ALEIX	14	30:50.889	2:06.334	13	1 Vuelta	9	MX Elit
19	95	FERRER ENRIQUEZ, BIEL	14	31:02.020	2:07.461	13	1 Vuelta	10	MX2 Sots 18 4T
20	42	MAJO BOTER, PAU	14	31:04.991	2:11.025	13	1 Vuelta	1	MX 1
21	581	RODRIGUEZ BELLA, RUBEN	14	31:13.052	2:07.991	13	1 Vuelta	2	MX 1
22	66	RISSECH SUREDA, ALBERT	14	31:34.494	2:11.328	3	1 Vuelta	11	MX 2
23	25	OLIU ORRIOLS, ALEIX	14	31:38.689	2:11.967	14	1 Vuelta	3	MX 1
24	91	SERENA RUBIO, JORDI	14	32:00.171	2:12.847	8	1 Vuelta	12	MX2 Sots 18 4T
25	40	DAUDEN SERRA, JOSE LUIS	13	29:57.372	2:13.168	8	2 Vueltas	13	MX 2
26	136	PEREZ CABRERA, DAVID	13	30:34.930	2:16.820	8	2 Vueltas	4	MX 1
27	96	CARRERA GARCIA, MARCEL	13	30:39.008	2:16.288	13	2 Vueltas	14	MX 2
28	33	SOLOZABAL, MARC	13	31:40.301	2:12.666	13	2 Vueltas	5	MX 1
29	36	MAJO BOTER, EUGENI	13	32:15.938	2:15.797	10	2 Vueltas	6	MX 1
30	23	MAÑES TENA, JOAQUIM	12	29:57.197	2:25.106	11	3 Vueltas	7	MX 1
31	28	ROCA CRESPI, JOAN	12	30:02.613	2:24.672	10	3 Vueltas	8	MX 1
32	121	BARRAGAN RODRIGUEZ, EDGAR	12	30:04.202	2:23.882	6	3 Vueltas	9	MX 1
33	75	CARRERA GARCIA, GUILLEM	12	30:04.348	2:22.029	9	3 Vueltas	15	MX 2
34	95	EXPOSITO RUIZ, ANTONIO	12	30:38.536	2:28.497	12	3 Vueltas	10	MX 1
No clasificado (75% = 12 Vueltas)									
	57	BERNADES BORDA, JOEL	9	30:22.906	2:15.251	8	6 Vueltas		MX 1
NE	73	MUJAL MOLINA, MARC				0	NE	NE	MX 1

Margin of Victory	Avg. Speed	Best Lap Tm	Best Spd	Best Lap by
11.327	42,156	1:56.122	43,403	10 - BETRIU, JAUME

Jefe de cronometraje Nando Ribé

Orbits

Director de Carrera Rossend Soler



SEGUROS  
**Ges**

www.mylaps.com

Licenciado a: Nando.Crono

Camp.Catalunya Motocròs. Olvan

Vuelta a vuelta

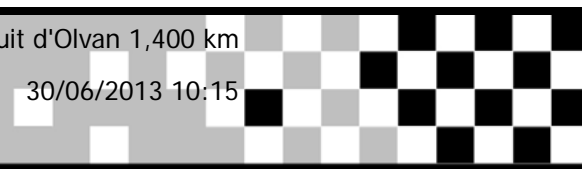
MXElit- MX1-MX2-MX2 SOTS 184T

Circuit d'Olvan 1,400 km

1a Cursa

30/06/2013 10:15

Carrera (25:00 y 2 Vueltas) iniciado a 10:25:35



Competidores		Vueltas														
		1	2	3	4	5	6	7	8	9	10	11	12	13	14	15
OLIVA GALERA, CRISTIAN (50)	1	50	50	50	50	50	50	50	50	50	50	50	50	50	50	50
BUSSOT FERRER, NIL (7)	2	7	7	7	7	7	7	7	48	48	48	48	48	48	48	48
BETRIU, JAUME (10)	3	10	10	10	48	48	48	48	7	7	7	7	10	10	10	10
CROS, JOAN (48)	4	48	48	48	10	10	10	10	10	10	10	10	7	7	7	7
MATARO, FRANCESC (49)	5	49	49	49	49	49	49	49	49	49	49	49	49	49	49	49
SERRA CASTAÑE, RAMON (89)	6	89	89	89	89	89	89	89	89	89	89	89	89	89	89	89
ARNAU DE VERA, FERRAN (11)	7	11	11	11	11	11	11	11	11	11	11	11	11	11	11	11
CASTRO ORTEGA, SERGIO (51)	8	51	42	42	41	41	41	41	41	41	41	41	41	41	41	41
MAJO BOTER, PAU (42)	9	42	581	5	51	51	51	51	51	51	51	51	51	51	51	51
RODRIGUEZ BELLA, RUBEN (581)	10	581	5	581	42	5	5	5	5	5	5	5	5	5	5	5
BOIXEDA, DAVID (5)	11	5	72	41	5	77	77	77	77	77	77	77	77	77	77	77
DIAZ LOPEZ, ALEIX (27)	12	27	21	51	77	98	98	999	999	999	999	999	999	999	999	999
DOÑATE LOZANO, PAU (72)	13	72	51	21	98	21	999	98	98	98	98	16	16	16	16	16
NOGUERA HIDALGO, JOAN (21)	14	21	41	77	21	999	16	16	16	16	16	98	98	98	98	98
SALAVEDRA PONT, GERARD (41)	15	41	27	98	999	42	42	21	21	21	21	21	21	72	72	72
OLIVA HERMS, ORIOL (98)	16	98	98	999	16	16	21	42	12	12	12	72	72	21	21	21
GARCIA GÜELL, GERARD (999)	17	999	77	16	27	27	12	12	42	72	72	12	12	12	12	12
ARJONILLA VIÑAS, ALBERT (77)	18	77	999	27	66	95	27	581	72	42	42	27	27	27	27	27
RISSECH SUREDA, ALBERT (66)	19	66	16	66	95	12	581	27	27	27	27	42	95	95	95	95
OLIU ORRIOLS, ALEIX (25)	20	25	66	95	581	66	66	95	95	95	95	95	42	42	42	42
SANS SORIA, MARC (16)	21	16	95	25	12	581	95	66	66	66	66	581	581	581	581	581
FERRER ENRIQUEZ, BIEL (95)	22	95	25	12	25	25	25	72	581	581	581	66	66	66	66	66
BERNADES BORDA, JOEL (57)	23	57	12	57	57	72	72	25	25	25	25	25	25	25	25	25
SERENA RUBIO, JORDI (91)	24	91	57	91	91	57	57	91	91	91	91	91	91	91	91	91
MAJO BOTER, EUGENI (36)	25	36	91	40	40	91	91	40	40	40	40	40	40	40	40	40
CASAS CERVERA, ORIOL (12)	26	12	36	96	72	40	40	57	57	136	136	136	136	136	136	136
CARRERA GARCIA, MARCEL (96)	27	96	96	136	96	96	96	96	96	96	96	96	96	96	96	96
DAUDEN SERRA, JOSE LUIS (40)	28	40	40	33	136	136	136	136	136	36	36	36	36	33	33	33
PEREZ CABRERA, DAVID (136)	29	136	136	72	75	28	23	23	23	75	75	33	36	36	36	36
SOLOZABAL, MARC (33)	30	33	33	36	28	23	28	75	75	23	33	75	23	23	23	23
CARRERA GARCIA, GUILLEM (75)	31	75	75	75	23	36	121	121	36	33	23	23	23	28	28	28
ROCA CRESPI, JOAN (28)	32	28	28	28	36	121	36	28	121	28	28	28	28	121	121	121
BARRAGAN RODRIGUEZ, EDGAR (121)	33	121	23	23	121	75	75	36	28	121	121	121	75	75	75	75
MAÑES TENA, JOAQUIM (23)	34	23	121	121	95	95	95	95	33	95	95	95	95	95	95	95
EXPOSITO RUIZ, ANTONIO (95)	35	95	95	95	33	33	33	33	95	57	57	57	57	57	57	57
-	36															







Camp.Catalunya Motocròs. Olvan

MXElit- MX1-MX2-MX2 SOTS 184T

Circuit d'Olvan 1,400 km

1a Cursa

30/06/2013 10:15

Carrera (25:00 y 2 Vueltas) iniciado a 10:25:35

Lap	Lap Tm	Diff	Time of Day
14	2:16.577	+3.730	10:57:36.035

(40) DAUDEN SERRA, JOSE LUIS

Lap	Lap Tm	Diff	Time of Day
1			10:28:11.022
2	2:19.285	+6.117	10:30:30.307
3	2:19.936	+6.768	10:32:50.243
4	2:13.807	+0.639	10:35:04.050
5	2:16.737	+3.569	10:37:20.787
6	2:15.432	+2.264	10:39:36.219
7	2:18.265	+5.097	10:41:54.484
8	<b>2:13.168</b>		10:44:07.652
9	2:15.832	+2.664	10:46:23.484
10	2:13.675	+0.507	10:48:37.159
11	2:16.624	+3.456	10:50:53.783
12	2:17.961	+4.793	10:53:11.744
13	2:21.492	+8.324	10:55:33.236

(136) PEREZ CABRERA, DAVID

Lap	Lap Tm	Diff	Time of Day
1			10:28:12.145
2	2:21.919	+5.099	10:30:34.064
3	2:20.610	+3.790	10:32:54.674
4	2:20.791	+3.971	10:35:15.465
5	2:19.128	+2.308	10:37:34.593
6	2:21.226	+4.406	10:39:55.819
7	2:17.113	+0.293	10:42:12.932
8	<b>2:16.820</b>		10:44:29.752
9	2:18.851	+2.031	10:46:48.603
10	2:18.609	+1.789	10:49:07.212
11	2:21.016	+4.196	10:51:28.228
12	2:22.569	+5.749	10:53:50.797
13	2:19.997	+3.177	10:56:10.794

(96) CARRERA GARCIA, MARCEL

Lap	Lap Tm	Diff	Time of Day
1			10:28:09.788
2	2:19.474	+3.186	10:30:29.262
3	2:21.276	+4.988	10:32:50.538
4	2:21.004	+4.716	10:35:11.542
5	2:18.843	+2.555	10:37:30.385
6	2:19.786	+3.498	10:39:50.171
7	2:19.356	+3.068	10:42:09.527
8	2:19.827	+3.539	10:44:29.354
9	2:20.878	+4.590	10:46:50.232
10	2:28.836	+12.548	10:49:19.068
11	2:18.281	+1.993	10:51:37.349
12	2:21.235	+4.947	10:53:58.584
13	<b>2:16.288</b>		10:56:14.872

(33) SOLOZABAL, MARC

Lap	Lap Tm	Diff	Time of Day
1			10:28:14.625
2	2:21.004	+8.338	10:30:35.629
3	2:19.774	+7.108	10:32:55.403
4	3:33.345	+1:20.679	10:36:28.748
5	2:47.397	+34.731	10:39:16.145
6	2:18.422	+5.756	10:41:34.567
7	2:15.451	+2.785	10:43:50.018
8	2:13.081	+0.415	10:46:03.099
9	2:16.429	+3.763	10:48:19.528
10	2:15.941	+3.275	10:50:35.469
11	2:13.484	+0.818	10:52:48.953
12	2:14.546	+1.880	10:55:03.499
13	<b>2:12.666</b>		10:57:16.165

(36) MAJO BOTER, EUGENI

Lap	Lap Tm	Diff	Time of Day
1			10:28:07.406
2	2:17.267	+1.470	10:30:24.673
3	2:40.650	+24.853	10:33:05.323

Lap	Lap Tm	Diff	Time of Day
4	2:46.866	+31.069	10:35:52.189
5	2:32.162	+16.365	10:38:24.351
6	2:28.864	+13.067	10:40:53.215
7	2:33.038	+17.241	10:43:26.253
8	2:23.482	+7.685	10:45:49.735
9	2:16.128	+0.331	10:48:05.863
10	<b>2:15.797</b>		10:50:21.660
11	2:26.436	+10.639	10:52:48.096
12	2:31.091	+15.294	10:55:19.187
13	2:32.615	+16.818	10:57:51.802

(23) MAÑES TENA, JOAQUIM

Lap	Lap Tm	Diff	Time of Day
1			10:28:20.666
2	2:30.314	+5.208	10:30:50.980
3	2:28.211	+3.105	10:33:19.191
4	2:30.695	+5.589	10:35:49.886
5	2:30.718	+5.612	10:38:20.604
6	2:26.430	+1.324	10:40:47.034
7	2:29.233	+4.127	10:43:16.267
8	2:27.961	+2.855	10:45:44.228
9	2:26.581	+1.475	10:48:10.809
10	2:27.059	+1.953	10:50:37.868
11	<b>2:25.106</b>		10:53:02.974
12	2:30.087	+4.981	10:55:33.061

(28) ROCA CRESPI, JOAN

Lap	Lap Tm	Diff	Time of Day
1			10:28:18.337
2	2:24.980	+0.308	10:30:43.317
3	2:29.010	+4.338	10:33:12.327
4	2:31.401	+6.729	10:35:43.728
5	2:32.574	+7.902	10:38:16.302
6	2:32.917	+8.245	10:40:49.219
7	2:32.294	+7.622	10:43:21.513
8	2:30.923	+6.251	10:45:52.436
9	2:27.997	+3.325	10:48:20.433
10	<b>2:24.672</b>		10:50:45.105
11	2:25.440	+0.768	10:53:10.545
12	2:27.932	+3.260	10:55:38.477

(121) BARRAGAN RODRIGUEZ, EDGAR

Lap	Lap Tm	Diff	Time of Day
1			10:28:20.300
2	2:33.003	+9.121	10:30:53.303
3	2:30.244	+6.362	10:33:23.547
4	2:30.076	+6.194	10:35:53.623
5	2:32.628	+8.746	10:38:26.251
6	<b>2:23.882</b>		10:40:50.133
7	2:28.863	+4.981	10:43:18.996
8	2:30.988	+7.106	10:45:49.984
9	2:30.840	+6.958	10:48:20.824
10	2:25.493	+1.611	10:50:46.317
11	2:24.895	+1.013	10:53:11.212
12	2:28.854	+4.972	10:55:40.066

(75) CARRERA GARCIA, GUILLEM

Lap	Lap Tm	Diff	Time of Day
1			10:28:16.430
2	2:23.262	+1.233	10:30:39.692
3	2:28.046	+6.017	10:33:07.738
4	2:27.537	+5.508	10:35:35.275
5	2:53.774	+31.745	10:38:29.049
6	2:25.449	+3.420	10:40:54.498
7	2:23.273	+1.244	10:43:17.771
8	2:26.866	+4.837	10:45:44.637
9	<b>2:22.029</b>		10:48:06.666
10	2:25.591	+3.562	10:50:32.257
11	2:24.873	+2.844	10:52:57.130
12	2:43.082	+21.053	10:55:40.212

Lap	Lap Tm	Diff	Time of Day
1			10:28:24.257
2	2:33.565	+5.068	10:30:57.822
3	2:29.756	+1.259	10:33:27.578
4	2:32.667	+4.170	10:36:00.245
5	2:37.690	+9.193	10:38:37.935
6	2:33.065	+4.568	10:41:11.000
7	2:33.572	+5.075	10:43:44.572
8	2:30.722	+2.225	10:46:15.294
9	2:29.997	+1.500	10:48:45.291
10	2:28.541	+0.044	10:51:13.832
11	2:32.071	+3.574	10:53:45.903
12	<b>2:28.497</b>		10:56:14.400

(95) EXPOSITO RUIZ, ANTONIO

Lap	Lap Tm	Diff	Time of Day
1			10:28:24.257
2	2:33.565	+5.068	10:30:57.822
3	2:29.756	+1.259	10:33:27.578
4	2:32.667	+4.170	10:36:00.245
5	2:37.690	+9.193	10:38:37.935
6	2:33.065	+4.568	10:41:11.000
7	2:33.572	+5.075	10:43:44.572
8	2:30.722	+2.225	10:46:15.294
9	2:29.997	+1.500	10:48:45.291
10	2:28.541	+0.044	10:51:13.832
11	2:32.071	+3.574	10:53:45.903
12	<b>2:28.497</b>		10:56:14.400

(57) BERNADES BORDA, JOEL

Lap	Lap Tm	Diff	Time of Day
1			10:28:04.474
2	2:17.055	+1.804	10:30:21.529
3	2:17.034	+1.783	10:32:38.563
4	2:15.997	+0.746	10:34:54.560
5	2:16.645	+1.394	10:37:11.205
6	2:20.404	+5.153	10:39:31.609
7	2:26.259	+11.008	10:41:57.868
8	<b>2:15.251</b>		10:44:13.119
9	11:45.651	+9:30.400	10:55:58.770

Camp.Catalunya Motocròs. Olvan

Clasificado por vueltas

MXElit- MX1-MX2-MX2 SOTS 184T

Circuit d'Olvan 1,400 km

2a Cursa

30/06/2013 11:50

Carrera (25:00 y 2 Vueltas) iniciado a 12:02:33

sición	Nº	Nombre	Vueltas	Total T°	Mejor Tm	En Vuelta	Dif. resp. 1°	PEC	Categ
1	10	BETRIU, JAUME	15	28:50.262	1:53.419	15		1	MX Elit
2	50	OLIVA GALERA, CRISTIAN	15	28:52.046	1:53.310	4	1.784	2	MX Elit
3	49	MATARO, FRANCESC	15	29:45.836	1:54.914	8	55.574	3	MX Elit
4	48	CROS, JOAN	15	29:50.326	1:53.550	4	1:00.064	4	MX Elit
5	7	BUSSOT FERRER, NIL	15	29:51.149	1:55.921	2	1:00.887	1	MX 2
6	41	SALAVEDRA PONT, GERARD	15	29:53.097	1:57.005	5	1:02.835	5	MX Elit
7	72	DOÑATE LOZANO, PAU	15	30:05.068	1:57.650	4	1:14.806	6	MX Elit
8	999	GARCIA GÜELL, GERARD	15	30:06.833	1:57.623	5	1:16.571	2	MX 2
9	16	SANS SORIA, MARC	15	30:09.371	1:58.216	5	1:19.109	3	MX 2
10	11	ARNAU DE VERA, FERRAN	15	30:19.676	1:58.506	4	1:29.414	4	MX2 Sots 18 4T
11	77	ARJONILLA VIÑAS, ALBERT	15	30:23.348	1:58.346	9	1:33.086	5	MX2 Sots 18 4T
12	21	NOGUERA HIDALGO, JOAN	15	30:31.904	1:58.936	5	1:41.642	6	MX2 Sots 18 4T
13	89	SERRA CASTAÑE, RAMON	15	30:46.037	1:59.238	14	1:55.775	7	MX Elit
14	12	CASAS CERVERA, ORIOL	15	30:52.742	1:59.430	6	2:02.480	7	MX 2
15	98	OLIVA HERMS, ORIOL	14	29:01.916	2:00.215	6	1 Vuelta	8	MX 2
16	581	RODRIGUEZ BELLA, RUBEN	14	29:16.831	2:01.969	3	1 Vuelta	1	MX 1
17	27	DIAZ LOPEZ, ALEIX	14	29:23.868	2:03.473	4	1 Vuelta	8	MX Elit
18	5	BOIXEDA PUJOLS, DAVID	14	29:28.372	1:59.264	5	1 Vuelta	9	MX Elit
19	95	FERRER ENRIQUEZ, BIEL	14	29:37.342	2:03.508	7	1 Vuelta	9	MX2 Sots 18 4T
20	66	RISSECH SUREDA, ALBERT	14	30:14.388	2:05.303	7	1 Vuelta	10	MX 2
21	42	MAJO BOTER, PAU	14	30:17.920	2:06.434	6	1 Vuelta	2	MX 1
22	33	SOLOZABAL, MARC	14	30:27.235	2:07.837	10	1 Vuelta	3	MX 1
23	91	SERENA RUBIO, JORDI	14	30:35.672	2:08.171	9	1 Vuelta	11	MX2 Sots 18 4T
24	40	DAUDEN SERRA, JOSE LUIS	14	30:36.454	2:07.561	6	1 Vuelta	12	MX 2
25	25	OLIU ORRIOLS, ALEIX	14	30:37.257	2:07.880	6	1 Vuelta	4	MX 1
26	57	BERNADES BORDA, JOEL	13	29:12.350	2:09.527	6	2 Vueltas	5	MX 1
27	136	PEREZ CABRERA, DAVID	13	30:12.417	2:12.875	3	2 Vueltas	6	MX 1
28	75	CARRERA GARCIA, GUILLEM	13	30:25.400	2:16.711	11	2 Vueltas	13	MX 2
29	23	MAÑES TENA, JOAQUIM	13	30:47.312	2:15.487	2	2 Vueltas	7	MX 1
30	121	BARRAGAN RODRIGUEZ, EDGAR	13	30:50.939	2:16.988	13	2 Vueltas	8	MX 1
31	28	ROCA CRESPI, JOAN	13	30:51.460	2:17.167	13	2 Vueltas	9	MX 1
32	95	EXPOSITO RUIZ, ANTONIO	13	31:00.627	2:19.354	12	2 Vueltas	10	MX 1

No clasificado (75% = 11 Vueltas)

	96	CARRERA GARCIA, MARCEL	10	29:35.347	2:13.211	10	5 Vueltas		MX 2
NT	51	CASTRO ORTEGA, SERGIO	4	8:46.037	2:01.688	3	NT	NT	MX2 Sots 18 4T
NT	36	MAJO BOTER, EUGENI				0	NT	NT	MX 1
NE	73	MUJAL MOLINA, MARC				0	NE	NE	MX 1

Margin of Victory	Avg. Speed	Best Lap Tm	Best Spd	Best Lap by
1.784	43,693	1:53.310	44,480	50 - OLIVA GALERA, CRISTIAN

Jefe de cronometraje Nando Ribé

Orbits

Director de Carrera Rossend Soler



SEGUROS  
**Ges**

www.mylaps.com

Licenciado a: Nando.Crono

Camp.Catalunya Motocròs. Olvan

Vuelta a vuelta

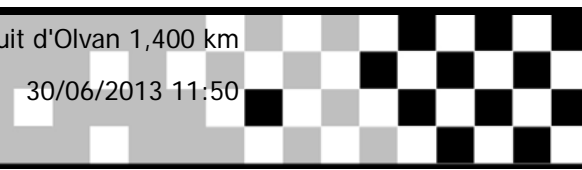
MXElit- MX1-MX2-MX2 SOTS 184T

Circuit d'Olvan 1,400 km

2a Cursa

30/06/2013 11:50

Carrera (25:00 y 2 Vueltas) iniciado a 12:02:33



Competidores	Vueltas	Vueltas														
		1	2	3	4	5	6	7	8	9	10	11	12	13	14	15
OLIVA GALERA, CRISTIAN (50)	1	50	50	50	50	50	50	50	50	50	50	50	50	50	50	50
BETRIU, JAUME (10)	2	10	10	10	10	10	10	10	10	10	10	10	10	10	10	50
BUSSOT FERRER, NIL (7)	3	7	7	7	7	48	48	48	48	48	48	48	48	48	48	49
MATARO, FRANCESC (49)	4	49	48	48	48	7	7	7	7	7	49	49	49	49	49	48
GARCIA GUÉLL, GERARD (999)	5	999	999	999	999	999	999	49	49	49	7	7	7	7	7	7
SALAVEDRA PONT, GERARD (41)	6	41	41	41	41	41	41	999	41	41	41	41	41	41	41	41
CROS, JOAN (48)	7	48	11	11	11	49	49	41	999	999	72	72	72	72	72	72
ARNAU DE VERA, FERRAN (11)	8	11	72	72	72	72	72	72	72	999	999	999	999	999	999	999
ARJONILLA VIÑAS, ALBERT (77)	9	77	77	16	49	11	16	16	16	16	16	16	16	16	16	16
DOÑATE LOZANO, PAU (72)	10	72	16	21	16	16	11	11	11	11	11	11	11	11	11	11
SANS SORIA, MARC (16)	11	16	21	49	21	21	21	21	21	21	21	21	21	77	77	77
NOGUERA HIDALGO, JOAN (21)	12	21	51	77	77	77	77	77	77	77	77	77	77	21	21	21
CASTRO ORTEGA, SERGIO (51)	13	51	49	51	581	98	98	12	12	12	12	12	12	12	12	89
RODRIGUEZ BELLA, RUBEN (581)	14	581	581	581	98	12	12	98	98	98	98	89	89	89	89	12
CASAS CERVERA, ORIOL (12)	15	12	12	12	12	581	581	581	581	89	89	98	98	98	98	98
DIAZ LOPEZ, ALEIX (27)	16	27	98	98	27	27	89	89	89	581	581	581	581	581	581	581
OLIVA HERMS, ORIOL (98)	17	98	27	27	89	89	27	27	27	27	27	5	5	5	27	27
MAJO BOTER, PAU (42)	18	42	42	89	95	5	95	95	5	5	5	5	27	27	5	5
SOLOZABAL, MARC (33)	19	33	95	95	5	95	5	5	95	95	95	95	95	95	95	95
OLIU ORRIOLS, ALEIX (25)	20	25	33	42	51	42	42	42	42	66	66	66	66	66	66	66
SERENA RUBIO, JORDI (91)	21	91	89	5	42	66	66	66	66	42	42	42	42	42	42	42
FERRER ENRIQUEZ, BIEL (95)	22	95	25	33	33	33	33	33	33	33	33	33	33	33	33	33
DAUDEN SERRA, JOSE LUIS (40)	23	40	91	91	91	91	91	91	91	91	91	91	91	91	91	91
PEREZ CABRERA, DAVID (136)	24	136	5	66	66	25	25	25	25	40	40	40	40	40	40	40
RISSECH SUREDA, ALBERT (66)	25	66	66	25	25	40	40	40	40	25	25	25	25	25	25	25
SERRA CASTAÑE, RAMON (89)	26	89	40	40	40	57	57	57	57	57	57	57	57	57	57	57
BERNADES BORDA, JOEL (57)	27	57	136	57	57	23	75	75	75	136	136	136	136	136	136	136
BOIXEDA PUJOLS, DAVID (5)	28	5	57	136	23	75	23	23	23	75	75	75	75	75	75	75
EXPOSITO RUIZ, ANTONIO (95)	29	95	23	23	75	121	121	136	136	23	23	23	23	23	23	23
MAÑES TENA, JOAQUIM (23)	30	23	28	75	121	28	136	121	121	121	121	121	121	121	121	121
CARRERA GARCIA, GUILLEM (75)	31	75	75	28	28	136	28	28	28	28	28	28	28	28	28	28
ROCA CRESPI, JOAN (28)	32	28	95	121	95	95	95	95	95	95	95	95	95	95	95	95
BARRAGAN RODRIGUEZ, EDGAR (121)	33	121	121	95	136	96	96	96	96	96	96	96	96	96	96	96
CARRERA GARCIA, MARCEL (96)	34	96	96	96	96											
-	35															
-	36															







Camp.Catalunya Motocròs. Olvan

MXEliit- MX1-MX2-MX2 SOTS 184T

Circuit d'Olvan 1,400 km

2a Cursa

30/06/2013 11:50

Carrera (25:00 y 2 Vueltas) iniciado a 12:02:33

Lap	Lap Tm	Diff	Time of Day
13	2:11.478	+3.917	12:31:00.262
14	2:10.154	+2.593	12:33:10.416

(25) OLIU ORRIOLS, ALEIX

1			12:04:53.711
2	2:11.081	+3.201	12:07:04.792
3	2:13.981	+6.101	12:09:18.773
4	2:09.020	+1.140	12:11:27.793
5	2:08.654	+0.774	12:13:36.447
6	<b>2:07.880</b>		12:15:44.327
7	2:10.173	+2.293	12:17:54.500
8	2:10.808	+2.928	12:20:05.308
9	2:10.800	+2.920	12:22:16.108
10	2:12.394	+4.514	12:24:28.502
11	2:12.402	+4.522	12:26:40.904
12	2:11.418	+3.538	12:28:52.322
13	2:10.641	+2.761	12:31:02.963
14	2:08.256	+0.376	12:33:11.219

(57) BERNADES BORDA, JOEL

1			12:05:01.265
2	2:12.001	+2.474	12:07:13.266
3	2:09.788	+0.261	12:09:23.054
4	2:10.529	+1.002	12:11:33.583
5	2:10.512	+0.985	12:13:44.095
6	<b>2:09.527</b>		12:15:53.622
7	2:13.439	+3.912	12:18:07.061
8	2:12.029	+2.502	12:20:19.090
9	2:20.839	+11.312	12:22:39.929
10	2:18.121	+8.594	12:24:58.050
11	2:14.122	+4.595	12:27:12.172
12	2:19.666	+10.139	12:29:31.838
13	2:14.474	+4.947	12:31:46.312

(136) PEREZ CABRERA, DAVID

1			12:04:58.649
2	2:14.113	+1.238	12:07:12.762
3	<b>2:12.875</b>		12:09:25.637
4	2:51.029	+38.154	12:12:16.666
5	2:16.967	+4.092	12:14:33.633
6	2:19.266	+6.391	12:16:52.899
7	2:15.562	+2.687	12:19:08.461
8	2:16.578	+3.703	12:21:25.039
9	2:13.857	+0.982	12:23:38.896
10	2:15.835	+2.960	12:25:54.731
11	2:16.137	+3.262	12:28:10.868
12	2:15.687	+2.812	12:30:26.555
13	2:19.824	+6.949	12:32:46.379

(75) CARRERA GARCIA, GUILLEM

1			12:05:05.400
2	2:21.748	+5.037	12:07:27.148
3	2:16.893	+0.182	12:09:44.041
4	2:18.056	+1.345	12:12:02.097
5	2:18.902	+2.191	12:14:20.999
6	2:19.628	+2.917	12:16:40.627
7	2:18.520	+1.809	12:18:59.147
8	2:20.739	+4.028	12:21:19.886
9	2:20.552	+3.841	12:23:40.438
10	2:18.419	+1.708	12:25:58.857
11	<b>2:16.711</b>		12:28:15.568
12	2:20.592	+3.881	12:30:36.160
13	2:23.202	+6.491	12:32:59.362

(23) MAÑES TENA, JOAQUIM

1			12:05:04.674
---	--	--	--------------

Lap	Lap Tm	Diff	Time of Day
2	<b>2:15.487</b>		12:07:20.161
3	2:17.616	+2.129	12:09:37.777
4	2:19.895	+4.408	12:11:57.672
5	2:21.610	+6.123	12:14:19.282
6	2:22.696	+7.209	12:16:41.978
7	2:25.240	+9.753	12:19:07.218
8	2:16.674	+1.187	12:21:23.892
9	2:18.596	+3.109	12:23:42.488
10	2:20.650	+5.163	12:26:03.138
11	2:23.325	+7.838	12:28:26.463
12	2:27.155	+11.668	12:30:53.618
13	2:27.656	+12.169	12:33:21.274

(121) BARRAGAN RODRIGUEZ, EDGAR

1			12:05:08.035
2	2:21.440	+4.452	12:07:29.475
3	2:17.647	+0.659	12:09:47.122
4	2:19.136	+2.148	12:12:06.258
5	2:22.852	+5.864	12:14:29.110
6	2:22.327	+5.339	12:16:51.437
7	2:24.871	+7.883	12:19:16.308
8	2:25.219	+8.231	12:21:41.527
9	2:22.310	+5.322	12:24:03.837
10	2:21.221	+4.233	12:26:25.058
11	2:19.588	+2.600	12:28:44.646
12	2:23.267	+6.279	12:31:07.913
13	<b>2:16.988</b>		12:33:24.901

(28) ROCA CRESPI, JOAN

1			12:05:06.558
2	2:19.228	+2.061	12:07:25.786
3	2:19.677	+2.510	12:09:45.463
4	2:22.210	+5.043	12:12:07.673
5	2:24.742	+7.575	12:14:32.415
6	2:26.382	+9.215	12:16:58.797
7	2:23.165	+5.998	12:19:21.962
8	2:22.609	+5.442	12:21:44.571
9	2:21.305	+4.138	12:24:05.876
10	2:21.041	+3.874	12:26:26.917
11	2:20.279	+3.112	12:28:47.196
12	2:21.059	+3.892	12:31:08.255
13	<b>2:17.167</b>		12:33:25.422

(95) EXPOSITO RUIZ, ANTONIO

1			12:05:04.339
2	2:24.785	+5.431	12:07:29.124
3	2:22.769	+3.415	12:09:51.893
4	2:22.030	+2.676	12:12:13.923
5	2:23.879	+4.525	12:14:37.802
6	2:24.715	+5.361	12:17:02.517
7	2:21.953	+2.599	12:19:24.470
8	2:22.411	+3.057	12:21:46.881
9	2:21.058	+1.704	12:24:07.939
10	2:23.242	+3.888	12:26:31.181
11	2:24.117	+4.763	12:28:55.298
12	<b>2:19.354</b>		12:31:14.652
13	2:19.937	+0.583	12:33:34.589

(96) CARRERA GARCIA, MARCEL

1			12:11:40.107
2	2:15.456	+2.245	12:13:55.563
3	2:15.398	+2.187	12:16:10.961
4	2:16.126	+2.915	12:18:27.087
5	2:20.204	+6.993	12:20:47.291
6	2:15.546	+2.335	12:23:02.837
7	2:19.597	+6.386	12:25:22.434

Lap	Lap Tm	Diff	Time of Day
8	2:15.938	+2.727	12:27:38.372
9	2:17.726	+4.515	12:29:56.098
10	<b>2:13.211</b>		12:32:09.309

(51) CASTRO ORTEGA, SERGIO

1			12:04:44.793
2	2:02.735	+1.047	12:06:47.528
3	<b>2:01.688</b>		12:08:49.216
4	2:30.783	+29.095	12:11:19.999

Camp.Catalunya Motocròs. Olvan

MXElit- MX1-MX2-MX2 SOTS 184T

Circuit d'Olvan 1,400 km

FINALS MXELIT-MX1-MX2

Posició	Nº	Nombre	Total puntos	1a	2a	Vueltas	Total Tº	Llicencia	Club
<b>MX 1</b>									
1	581	RODRIGUEZ BELLA, RUBEN	45	20	25	28	1:00:29.884	144199-GI	MC Gas a la Burra
2	42	MAJO BOTER, PAU	45	25	20	28	1:01:22.912	144627-B	MC. Segre
3	25	OLIU ORRIOLS, ALEIX	29	16	13	28	1:02:15.947	144945-GI	Mc. Polea SX
4	33	SOLOZABAL, MARC	27	11	16	27	1:02:07.537	145820-L	
5	136	PEREZ CABRERA, DAVID	23	13	10	26	1:00:47.348	144622-B	Gm Molins
6	23	MAÑES TENA, JOAQUIM	18	9	9	25	1:00:44.510	144931-B	Mc Esplugues
7	121	BARRAGAN RODRIGUEZ, EDGAR	15	7	8	25	1:00:55.142	145595-B	Mc Foc i Fuego
8	28	ROCA CRESPI, JOAN	15	8	7	25	1:00:54.074	144672-B	Mc Moianes
9	95	EXPOSITO RUIZ, ANTONIO	12	6	6	25	1:01:39.164	144084-B	MC. Segre
10	57	BERNADES BORDA, JOEL	11	0	11	22	59:35.257	144152-L	MC. Segre
11	36	MAJO BOTER, EUGENI	10	10	0	13	32:15.938	144628-B	MC. Segre
12	73	MUJAL MOLINA, MARC	0	0	0	0	0.000	144344-B	Mc B.Bergueda
<b>MX 2</b>									
1	7	BUSSOT FERRER, NIL	50	25	25	30	1:00:16.829	144643-GI	Mc. Polea SX
2	11	ARNAU DE VERA, FERRAN	33	20	13	30	1:01:44.010	144208-GI	Mc C. Empúries
3	999	GARCIA GÜELL, GERARD	31	11	20	30	1:02:02.570	144078-GI	Peu a Baix
4	16	SANS SORIA, MARC	26	10	16	30	1:02:05.808	144192-T	Mc Miramar
5	77	ARJONILLA VIÑAS, ALBERT	24	13	11	30	1:02:18.484	144072-B	MC. Segre
6	21	NOGUERA HIDALGO, JOAN	18	8	10	29	1:00:45.330	144085-B	Mc B.Bergueda
7	98	OLIVA HERMS, ORIOL	17	9	8	28	58:59.637	144080-B	Mc B.Bergueda
8	51	CASTRO ORTEGA, SERGIO	16	16	0	19	40:30.758	144157-L	MC. Segre
9	12	CASAS CERVERA, ORIOL	16	7	9	29	1:01:06.759	144347-B	MC. Segre
10	95	FERRER ENRIQUEZ, BIEL	13	6	7	28	1:00:39.363	144617-B	Mc Sitges
11	66	RISSECH SUREDA, ALBERT	11	5	6	28	1:01:48.883	144560-GI	Peu a Baix
12	91	SERENA RUBIO, JORDI	9	4	5	28	1:02:35.844	144052-B	
13	40	DAUDEN SERRA, JOSE LUIS	7	3	4	27	1:00:33.827	144265-T	Mc Amposta
14	75	CARRERA GARCIA, GUILLEM	4	1	3	25	1:00:29.749	144132-B	Mc St.Celoni
15	96	CARRERA GARCIA, MARCEL	2	2	0	23	1:00:14.356	144133-B	Mc St.Celoni
<b>MX Elit</b>									
1	50	OLIVA GALERA, CRISTIAN	45	25	20	30	58:45.369	144471-B	
2	10	BETRIU, JAUME	41	16	25	30	58:55.125	144251-L	MC. Segre
3	48	CROS, JOAN	33	20	13	30	59:54.976		
4	49	MATARO, FRANCESC	29	13	16	30	1:00:32.166	144107-B	
5	41	SALAVEDRA PONT, GERARD	21	10	11	30	1:01:17.952	144209-GI	Mc St.Hilari
6	89	SERRA CASTAÑE, RAMON	20	11	9	30	1:01:55.260	144569-B	Mc B.Bergueda
7	72	DOÑATE LOZANO, PAU	18	8	10	29	1:00:16.718	144379-B	Mc Roquetes
8	5	BOIXEDA PUJOLS, DAVID	16	9	7	29	1:01:21.770	144113-B	
9	27	DIAZ LOPEZ, ALEIX	15	7	8	28	1:00:14.758	144075-B	MC. Segre

Camp.Catalunya Motocròs. Olvan

Clasificado por mejor tiempo de vuelta

MX3 - MX4 - MX5

Circuit d'Olvan 1,400 km

Ent Cronometrats

30/06/2013 09:35

Pràctica (25:00 Tiempo) iniciado a 9:36:40

Pos.	Nº	Nom	Moto	Voltes	Millor Tm n	Volta Dif.	resp. 1º	PEC	Categ
1	19	FONT PEREZ, JOSEP		10	2:05.618	10		1	MX 3
2	98	VILALTA AGUADO, JOAN	HONDA	8	2:11.985	8	6.367	2	MX 3
3	72	DAVINS CAZORLA, ANGEL	HONDA	9	2:12.475	9	6.857	3	MX 3
4	888	PEDRO SUBIRATS, JORDI		11	2:13.037	10	7.419	4	MX 3
5	11	VALL FABREGA, AGUSTI	GARELLI	10	2:14.024	6	8.406	1	MX 5
6	8	REGAS GREGORI, JUAN	HONDA	10	2:15.321	6	9.703	5	MX 3
7	68	LOZANO SOLA, JOEL	YAMAHA	8	2:15.722	4	10.104	6	MX 3
8	93	BADIELLA, PAU		10	2:15.902	6	10.284	7	MX 3
9	22	PALLARES ENRICH, SERGI	HONDA	9	2:15.981	8	10.363	8	MX 3
10	96	NOYA CATASUS, CASIMIR	KAWASAKI	8	2:17.330	3	11.712	1	MX 4
11	12	CASAS NAVARRETE, LEANDRE	YAMAHA	10	2:18.043	7	12.425	2	MX 4
12	16	RIVIERE GIRO, ALEX	HONDA	10	2:18.637	5	13.019	9	MX 3
13	7	VIDAL SABATE, MIGUEL	KTM	11	2:19.349	9	13.731	3	MX 4
14	17	CEBALLOS NUÑEZ, CARLOS	HONDA	8	2:20.237	6	14.619	10	MX 3
15	73	COLETAS RIAL, JORDI	KTM	10	2:22.487	9	16.869	11	MX 3
16	177	SABATA MIRAMUNT, DANIEL	KAWASAKI	10	2:23.102	9	17.484	12	MX 3
17	99	LAS COMAS, JORDI	KAWASAKI	8	2:23.845	4	18.227	13	MX 3
18	111	SALAMO PUIGDEMONT, JORDI	SUZUKI	9	2:24.176	6	18.558	14	MX 3
19	59	SANCHEZ COLL, NARCIS	HONDA	9	2:25.638	7	20.020	4	MX 4
20	97	TORRENTE ABRIL, EDUARDO	SUZUKI	7	2:26.575	7	20.957	5	MX 4
21	33	MORCHON, CARLOS	SUZUKI	8	2:27.224	7	21.606	6	MX 4
22	36	SALAMO COLOMER, DAVID	HONDA	9	2:28.234	6	22.616	15	MX 3
23	88	GUILLEN TURON, JOAN C.	HONDA	10	2:30.072	6	24.454	16	MX 3
24	66	COSTA AGUSTI, XAVIER	KAWASAKI	9	2:31.582	8	25.964	7	MX 4
25	83	REYES MARTINEZ, PEDRO	KAWASAKI	9	2:32.581	8	26.963	17	MX 3
26	78	COMAJUNCOSA, MATEU	SUZUKI	8	2:34.785	6	29.167	18	MX 3
27	62	RABELLA ATARES, XAVI	KAWASAKI	9	2:35.748	9	30.130	8	MX 4
28	50	REDON PAÑELLA, JORDI	SUZUKI	9	2:37.575	6	31.957	2	MX 5
29	84	JORDA ESTANY, JOSEP	HONDA	9	2:38.014	7	32.396	9	MX 4
30	35	SOLE HUGUET, EDGAR	SUZUKI	8	2:39.545	5	33.927	19	MX 3
31	38	MIQUEL, DANIEL		4	2:43.084	4	37.466	20	MX 3



Camp.Catalunya Motocròs. Olvan

**Clasificado por vueltas**

MX3 - MX4 - MX5

Circuit d'Olvan 1,400 km

1a Cursa

30/06/2013 10:50

Carrera (20:00 y 2 Vueltas) iniciado a 11:05:13

sición	Nº	Nombre	Vueltas	Total T°	Mejor Tm	En Vuelta	Dif. resp. 1°	PEC	Categ
1	19	FONT PEREZ, JOSEP	12	25:00.712	2:02.009	6		1	MX 3
2	68	LOZANO SOLA, JOEL	12	25:19.979	2:04.336	3	19.267	2	MX 3
3	98	VILALTA AGUADO, JOAN	12	25:23.588	2:03.993	10	22.876	3	MX 3
4	72	DAVINS CAZORLA, ANGEL	12	26:09.302	2:06.792	10	1:08.590	4	MX 3
5	12	CASAS NAVARRETE, LEANDRE	12	26:18.001	2:09.159	8	1:17.289	1	MX 4
6	8	REGAS GREGORI, JUAN	12	26:26.242	2:06.227	6	1:25.530	5	MX 3
7	99	LAS COMAS, JORDI	12	27:01.310	2:12.022	7	2:00.598	6	MX 3
8	16	RIVIERE GIRO, ALEX	12	27:02.150	2:08.705	12	2:01.438	7	MX 3
9	22	PALLARES ENRICH, SERGI	12	27:11.238	2:11.362	11	2:10.526	8	MX 3
10	59	SANCHEZ COLL, NARCIS	11	25:05.574	2:15.750	7	1 Vuelta	2	MX 4
11	11	VALL FABREGA, AGUSTI	11	25:05.866	2:10.243	8	1 Vuelta	1	MX 5
12	96	NOYA CATASUS, CASIMIR	11	25:07.814	2:11.813	3	1 Vuelta	3	MX 4
13	888	PEDRO SUBIRATS, JORDI	11	25:10.153	2:05.746	6	1 Vuelta	9	MX 3
14	73	COLETAS RIAL, JORDI	11	25:16.607	2:13.697	8	1 Vuelta	10	MX 3
15	17	CEBALLOS NUÑEZ, CARLOS	11	25:25.433	2:13.163	3	1 Vuelta	11	MX 3
16	7	VIDAL SABATE, MIGUEL	11	25:27.847	2:15.444	10	1 Vuelta	4	MX 4
17	36	SALAMO COLOMER, DAVID	11	25:29.279	2:15.068	5	1 Vuelta	12	MX 3
18	177	SABATA MIRAMUNT, DANIEL	11	25:30.544	2:14.029	11	1 Vuelta	13	MX 3
19	93	BADIELLA, PAU	11	25:32.213	2:11.979	9	1 Vuelta	14	MX 3
20	50	REDON PAÑELLA, JORDI	11	25:39.083	2:16.705	5	1 Vuelta	2	MX 5
21	33	MORCHON, CARLOS	11	25:53.659	2:19.401	4	1 Vuelta	5	MX 4
22	88	GUILLEN TURON, JOAN C.	11	26:21.564	2:18.246	9	1 Vuelta	15	MX 3
23	66	COSTA AGUSTI, XAVIER	11	26:27.229	2:21.812	3	1 Vuelta	6	MX 4
24	83	REYES MARTINEZ, PEDRO	11	26:36.304	2:20.822	11	1 Vuelta	16	MX 3
25	111	SALAMO PUIGDEMONT, JORDI	11	26:36.633	2:16.116	7	1 Vuelta	17	MX 3
26	97	TORRENTE ABRIL, EDUARDO	10	25:05.836	2:15.026	8	2 Vueltas	7	MX 4
27	35	SOLE HUGUET, EDGAR	10	25:09.193	2:24.491	4	2 Vueltas	18	MX 3
28	62	RABELLA ATARES, XAVI	10	25:22.426	2:26.513	10	2 Vueltas	8	MX 4
29	38	MIQUEL, DANIEL	10	25:25.033	2:26.768	3	2 Vueltas	19	MX 3
30	84	JORDA ESTANY, JOSEP	10	25:45.669	2:26.310	6	2 Vueltas	9	MX 4
31	78	COMAJUNCOSA, MATEU	10	26:13.243	2:24.063	10	2 Vueltas	20	MX 3

Margin of Victory	Avg. Speed	Best Lap Tm	Best Spd	Best Lap by
19.267	40,301	2:02.009	41,308	19 - FONT PEREZ, JOSEP

Jefe de cronometraje Nando Ribé

Orbits

Director de Carrera Rossend Soler



SEGUROS  
**Ges**

www.mylaps.com

Licenciado a: Nando.Crono

Camp.Catalunya Motocròs. Olvan

Vuelta a vuelta

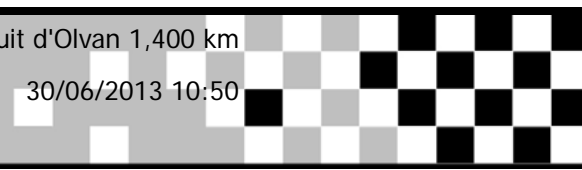
MX3 - MX4 - MX5

Circuit d'Olvan 1,400 km

1a Cursa

30/06/2013 10:50

Carrera (20:00 y 2 Vueltas) iniciado a 11:05:13



Competidores	Vueltas											
	1	2	3	4	5	6	7	8	9	10	11	12
FONT PEREZ, JOSEP (19)	1	19	19	19	19	19	19	19	19	19	19	19
LOZANO SOLA, JOEL (68)	2	68	68	68	68	68	68	68	68	68	68	68
SANCHEZ COLL, NARCIS (59)	3	59	98	98	98	98	98	98	98	98	98	98
MORCHON, CARLOS (33)	4	33	12	12	12	12	12	12	12	72	72	72
CASAS NAVARRETE, LEANDRE (12)	5	12	59	72	72	72	72	72	72	8	8	12
TORRENTE ABRIL, EDUARDO (97)	6	97	97	59	8	8	8	8	8	8	12	8
VILALTA AGUADO, JOAN (98)	7	98	72	97	59	59	99	99	99	99	99	99
LAS COMAS, JORDI (99)	8	99	33	8	97	97	59	59	59	59	16	16
DAVINS CAZORLA, ANGEL (72)	9	72	99	99	99	99	97	96	96	16	22	22
BADIELLA, PAU (93)	10	93	8	33	16	16	96	97	97	22	59	59
REDON PAÑELLA, JORDI (50)	11	50	16	16	96	96	22	22	16	97	96	11
REGAS GREGORI, JUAN (8)	12	8	96	96	33	17	16	16	22	96	11	96
RIVIERE GIRO, ALEX (16)	13	16	22	22	17	22	17	17	17	73	73	888
PALLARES ENRICH, SERGI (22)	14	22	17	17	22	33	73	73	73	11	888	73
NOYA CATASUS, CASIMIR (96)	15	96	50	50	50	73	33	11	11	888	17	17
SALAMO COLOMER, DAVID (36)	16	36	36	93	93	50	50	33	888	17	36	7
VIDAL SABATE, MIGUEL (7)	17	7	93	36	73	36	36	36	36	36	7	36
COLETAS RIAL, JORDI (73)	18	73	7	73	7	7	11	50	7	7	177	177
CEBALLOS NUÑEZ, CARLOS (17)	19	17	73	7	36	11	7	7	50	50	93	93
SABATA MIRAMUNT, DANIEL (177)	20	177	177	11	177	177	177	888	33	177	50	50
COSTA AGUSTI, XAVIER (66)	21	66	11	177	11	888	888	177	177	93	33	33
VALL FABREGA, AGUSTI (11)	22	11	66	66	66	66	93	93	93	33	88	88
RABELLA ATARES, XAVI (62)	23	62	83	83	83	93	66	66	66	88	66	66
SOLE HUGUET, EDGAR (35)	24	35	35	88	88	88	88	88	88	66	83	83
MAGDALENA MIQUEL, DANIEL (38)	25	38	88	35	888	83	83	83	83	83	111	111
REYES MARTINEZ, PEDRO (83)	26	83	38	38	35	35	35	111	111	111	97	97
GUILLEN TURON, JOAN C. (88)	27	88	84	888	38	38	111	35	35	35	35	35
JORDA ESTANY, JOSEP (84)	28	84	888	84	84	111	38	38	38	38	62	62
PEDRO SUBIRATS, JORDI (888)	29	888	62	62	111	84	84	84	62	62	38	38
SALAMO PUIGDEMONT, JORDI (111)	30	111	111	111	62	62	62	62	84	84	84	84
COMAJUNCOSA, MATEU (78)	31	78	78	78	78	78	78	78	78	78	78	78

Camp.Catalunya Motocròs. Olvan

MX3 - MX4 - MX5

Circuit d'Olvan 1,400 km

1a Cursa

30/06/2013 10:50

Carrera (20:00 y 2 Vueltas) iniciado a 11:05:13

Lap	Lap Tm	Diff	Time of Day
<b>(19) FONT PEREZ, JOSEP</b>			
1			11:07:18.073
2	2:06.489	+4.480	11:09:24.562
3	2:03.154	+1.145	11:11:27.716
4	2:03.168	+1.159	11:13:30.884
5	2:03.416	+1.407	11:15:34.300
6	<b>2:02.009</b>		11:17:36.309
7	2:04.982	+2.973	11:19:41.291
8	2:05.108	+3.099	11:21:46.399
9	2:07.946	+5.937	11:23:54.345
10	2:03.229	+1.220	11:25:57.574
11	2:08.192	+6.183	11:28:05.766
12	2:08.886	+6.877	11:30:14.652

<b>(68) LOZANO SOLA, JOEL</b>			
1			11:07:23.662
2	2:04.543	+0.207	11:09:28.205
3	<b>2:04.336</b>		11:11:32.541
4	2:05.223	+0.887	11:13:37.764
5	2:08.294	+3.958	11:15:46.058
6	2:07.517	+3.181	11:17:53.575
7	2:06.083	+1.747	11:19:59.658
8	2:06.724	+2.388	11:22:06.382
9	2:08.066	+3.730	11:24:14.448
10	2:07.082	+2.746	11:26:21.530
11	2:06.896	+2.560	11:28:28.426
12	2:05.493	+1.157	11:30:33.919

<b>(98) VILALTA AGUADO, JOAN</b>			
1			11:07:35.612
2	2:07.771	+3.778	11:09:43.383
3	2:05.854	+1.861	11:11:49.237
4	2:06.079	+2.086	11:13:55.316
5	2:05.123	+1.130	11:16:00.439
6	2:04.633	+0.640	11:18:05.072
7	2:07.142	+3.149	11:20:12.214
8	2:05.722	+1.729	11:22:17.936
9	2:04.063	+0.070	11:24:21.999
10	<b>2:03.993</b>		11:26:25.992
11	2:05.481	+1.488	11:28:31.473
12	2:06.055	+2.062	11:30:37.528

<b>(72) DAVINS CAZORLA, ANGEL</b>			
1			11:07:40.534
2	2:13.260	+6.468	11:09:53.794
3	2:11.332	+4.540	11:12:05.126
4	2:09.824	+3.032	11:14:14.950
5	2:08.283	+1.491	11:16:23.233
6	2:07.847	+1.055	11:18:31.080
7	2:09.191	+2.399	11:20:40.271
8	2:08.955	+2.163	11:22:49.226
9	2:09.158	+2.366	11:24:58.384
10	<b>2:06.792</b>		11:27:05.176
11	2:10.815	+4.023	11:29:15.991
12	2:07.251	+0.459	11:31:23.242

<b>(12) CASAS NAVARRETE, LEANDRE</b>			
1			11:07:32.268
2	2:12.784	+3.625	11:09:45.052
3	2:11.362	+2.203	11:11:56.414
4	2:11.276	+2.117	11:14:07.690
5	2:10.806	+1.647	11:16:18.496
6	2:09.319	+0.160	11:18:27.815
7	2:10.610	+1.451	11:20:38.425
8	<b>2:09.159</b>		11:22:47.584

9	2:10.402	+1.243	11:24:57.986
10	2:11.035	+1.876	11:27:09.021
11	2:10.493	+1.334	11:29:19.514
12	2:12.427	+3.268	11:31:31.941

<b>(8) REGAS GREGORI, JUAN</b>			
1			11:07:45.121
2	2:12.869	+6.642	11:09:57.990
3	2:09.603	+3.376	11:12:07.593
4	2:12.215	+5.988	11:14:19.808
5	2:06.517	+0.290	11:16:26.325
6	<b>2:06.227</b>		11:18:32.552
7	2:09.531	+3.304	11:20:42.083
8	2:08.065	+1.838	11:22:50.148
9	2:09.577	+3.350	11:24:59.725
10	2:08.165	+1.938	11:27:07.890
11	2:09.452	+3.225	11:29:17.342
12	2:22.840	+16.613	11:31:40.182

<b>(99) LAS COMAS, JORDI</b>			
1			11:07:40.203
2	2:15.127	+3.105	11:09:55.330
3	2:15.431	+3.409	11:12:10.761
4	2:13.994	+1.972	11:14:24.755
5	2:17.673	+5.651	11:16:42.428
6	2:14.290	+2.268	11:18:56.718
7	<b>2:12.022</b>		11:21:08.740
8	2:12.401	+0.379	11:23:21.141
9	2:12.104	+0.082	11:25:33.245
10	2:14.465	+2.443	11:27:47.710
11	2:14.385	+2.363	11:30:02.095
12	2:13.155	+1.133	11:32:15.250

<b>(16) RIVIERE GIRO, ALEX</b>			
1			11:07:46.093
2	2:16.048	+7.343	11:10:02.141
3	2:12.760	+4.055	11:12:14.901
4	2:14.891	+6.186	11:14:29.792
5	2:12.762	+4.057	11:16:42.554
6	2:20.763	+12.058	11:19:03.317
7	2:13.487	+4.782	11:21:16.804
8	2:13.755	+5.050	11:23:30.559
9	2:14.677	+5.972	11:25:45.236
10	2:10.394	+1.689	11:27:55.630
11	2:11.755	+3.050	11:30:07.385
12	<b>2:08.705</b>		11:32:16.090

<b>(22) PALLARES ENRICH, SERGI</b>			
1			11:07:47.056
2	2:18.909	+7.547	11:10:05.965
3	2:13.610	+2.248	11:12:19.575
4	2:15.654	+4.292	11:14:35.229
5	2:15.354	+3.992	11:16:50.583
6	2:11.525	+0.163	11:19:02.108
7	2:13.595	+2.233	11:21:15.703
8	2:15.605	+4.243	11:23:31.308
9	2:15.107	+3.745	11:25:46.415
10	2:13.293	+1.931	11:27:59.708
11	<b>2:11.362</b>		11:30:11.070
12	2:14.108	+2.746	11:32:25.178

<b>(59) SANCHEZ COLL, NARCIS</b>			
1			11:07:31.087
2	2:18.025	+2.275	11:09:49.112
3	2:16.966	+1.216	11:12:06.078
4	2:17.203	+1.453	11:14:23.281

5	2:17.737	+1.987	11:16:41.018
6	2:16.522	+0.772	11:18:57.540
7	<b>2:15.750</b>		11:21:13.290
8	2:15.754	+0.004	11:23:29.044
9	2:15.915	+0.165	11:25:44.959
10	2:17.900	+2.150	11:28:02.859
11	2:16.655	+0.905	11:30:19.514

<b>(11) VALL FABREGA, AGUSTI</b>			
1			11:07:53.816
2	2:19.618	+9.375	11:10:13.434
3	2:15.410	+5.167	11:12:28.844
4	2:21.300	+11.057	11:14:50.144
5	2:13.376	+3.133	11:17:03.520
6	2:14.324	+4.081	11:19:17.844
7	2:15.063	+4.820	11:21:32.907
8	<b>2:10.243</b>		11:23:43.150
9	2:12.533	+2.290	11:25:55.683
10	2:11.286	+1.043	11:28:06.969
11	2:12.837	+2.594	11:30:19.806

<b>(96) NOYA CATASUS, CASIMIR</b>			
1			11:07:47.618
2	2:16.421	+4.608	11:10:04.039
3	<b>2:11.813</b>		11:12:15.852
4	2:17.562	+5.749	11:14:33.414
5	2:12.072	+0.259	11:16:45.486
6	2:13.661	+1.848	11:18:59.147
7	2:14.583	+2.770	11:21:13.730
8	2:16.241	+4.428	11:23:29.971
9	2:17.803	+5.990	11:25:47.774
10	2:16.072	+4.259	11:28:03.846
11	2:17.908	+6.095	11:30:21.754

<b>(888) PEDRO SUBIRATS, JORDI</b>			
1			11:08:39.780
2	2:10.283	+4.537	11:10:50.063
3	2:09.740	+3.994	11:12:59.803
4	2:12.055	+6.309	11:15:11.858
5	2:09.312	+3.566	11:17:21.170
6	<b>2:05.746</b>		11:19:26.916
7	2:10.298	+4.552	11:21:37.214
8	2:08.717	+2.971	11:23:45.931
9	2:09.952	+4.206	11:25:55.883
10	2:19.412	+13.666	11:28:15.295
11	2:08.798	+3.052	11:30:24.093

<b>(73) COLETAS RIAL, JORDI</b>			
1			11:07:50.006
2	2:21.757	+8.060	11:10:11.763
3	2:15.855	+2.158	11:12:27.618
4	2:15.592	+1.895	11:14:43.210
5	2:13.824	+0.127	11:16:57.034
6	2:15.259	+1.562	11:19:12.293
7	2:13.727	+0.030	11:21:26.020
8	<b>2:13.697</b>		11:23:39.717
9	2:15.473	+1.776	11:25:55.190
10	2:17.153	+3.456	11:28:12.343
11	2:18.204	+4.507	11:30:30.547

<b>(71) CEBALLOS NUÑEZ, CARLOS</b>			
1			11:07:50.586
2	2:16.233	+3.070	11:10:06.819
3	<b>2:13.163</b>		11:12:19.982
4	2:13.981	+0.818	11:14:33.963
5	2:14.504	+1.341	11:16:48.467

Camp.Catalunya Motocròs. Olvan

MX3 - MX4 - MX5

Circuit d'Olvan 1,400 km

1a Cursa

30/06/2013 10:50

Carrera (20:00 y 2 Vueltas) iniciado a 11:05:13

Lap	Lap Tm	Diff	Time of Day
6	2:17.507	+4.344	11:19:05.974
7	2:16.145	+2.982	11:21:22.119
8	2:15.459	+2.296	11:23:37.578
9	2:23.962	+10.799	11:26:01.540
10	2:19.783	+6.620	11:28:21.323
11	2:18.050	+4.887	11:30:39.373

**(7) VIDAL SABATE, MIGUEL**

1			11:07:49.512
2	2:21.182	+5.738	11:10:10.694
3	2:17.104	+1.660	11:12:27.798
4	2:17.533	+2.089	11:14:45.331
5	2:17.753	+2.309	11:17:03.084
6	2:16.002	+0.558	11:19:19.086
7	2:17.871	+2.427	11:21:36.957
8	2:16.933	+1.489	11:23:53.890
9	2:16.339	+0.895	11:26:10.229
10	<b>2:15.444</b>		11:28:25.673
11	2:16.114	+0.670	11:30:41.787

**(36) SALAMO COLOMER, DAVID**

1			11:07:48.963
2	2:19.220	+4.152	11:10:08.183
3	2:17.985	+2.917	11:12:26.168
4	2:19.925	+4.857	11:14:46.093
5	<b>2:15.068</b>		11:17:01.161
6	2:15.298	+0.230	11:19:16.459
7	2:19.055	+3.987	11:21:35.514
8	2:15.182	+0.114	11:23:50.696
9	2:16.003	+0.935	11:26:06.699
10	2:17.101	+2.033	11:28:23.800
11	2:19.419	+4.351	11:30:43.219

**(177) SABATA MIRAMUNT, DANIEL**

1			11:07:51.024
2	2:21.342	+7.313	11:10:12.366
3	2:17.247	+3.218	11:12:29.613
4	2:17.417	+3.388	11:14:47.030
5	2:17.643	+3.614	11:17:04.673
6	2:16.982	+2.953	11:19:21.655
7	2:16.331	+2.302	11:21:37.986
8	2:20.662	+6.633	11:23:58.648
9	2:15.794	+1.765	11:26:14.442
10	2:16.013	+1.984	11:28:30.455
11	<b>2:14.029</b>		11:30:44.484

**(93) BADIELLA, PAU**

1			11:07:42.837
2	2:27.289	+15.310	11:10:10.126
3	2:15.628	+3.649	11:12:25.754
4	2:16.667	+4.688	11:14:42.421
5	2:43.958	+31.979	11:17:26.379
6	2:13.624	+1.645	11:19:40.003
7	2:13.252	+1.273	11:21:53.255
8	2:12.685	+0.706	11:24:05.940
9	<b>2:11.979</b>		11:26:17.919
10	2:12.942	+0.963	11:28:30.861
11	2:15.292	+3.313	11:30:46.153

**(50) REDON PAÑELLA, JORDI**

1			11:07:44.821
2	2:22.092	+5.387	11:10:06.913
3	2:17.590	+0.885	11:12:24.503
4	2:16.822	+0.117	11:14:41.325
5	<b>2:16.705</b>		11:16:58.030
6	2:18.069	+1.364	11:19:16.099

Lap	Lap Tm	Diff	Time of Day
7	2:20.204	+3.499	11:21:36.303
8	2:20.519	+3.814	11:23:56.822
9	2:17.125	+0.420	11:26:13.947
10	2:20.027	+3.322	11:28:33.974
11	2:19.049	+2.344	11:30:53.023

**(33) MORCHON, CARLOS**

1			11:07:31.291
2	2:22.801	+3.400	11:09:54.092
3	2:20.027	+0.626	11:12:14.119
4	<b>2:19.401</b>		11:14:33.520
5	2:21.262	+1.861	11:16:54.782
6	2:20.522	+1.121	11:19:15.304
7	2:20.020	+0.619	11:21:35.324
8	2:22.921	+3.520	11:23:58.245
9	2:20.730	+1.329	11:26:18.975
10	2:24.067	+4.666	11:28:43.042
11	2:24.557	+5.156	11:31:07.599

**(88) GUILLEN TURON, JOAN C.**

1			11:07:59.874
2	2:29.095	+10.849	11:10:28.969
3	2:21.840	+3.594	11:12:50.809
4	2:21.036	+2.790	11:15:11.845
5	2:21.168	+2.922	11:17:33.013
6	2:21.333	+3.087	11:19:54.346
7	2:20.164	+1.918	11:22:14.510
8	2:21.693	+3.447	11:24:36.203
9	<b>2:18.246</b>		11:26:54.449
10	2:20.253	+2.007	11:29:14.702
11	2:20.802	+2.556	11:31:35.504

**(66) COSTA AGUSTI, XAVIER**

1			11:07:53.190
2	2:24.276	+2.464	11:10:17.466
3	<b>2:21.812</b>		11:12:39.278
4	2:22.089	+0.277	11:15:01.367
5	2:22.983	+1.171	11:17:24.350
6	2:23.424	+1.612	11:19:47.774
7	2:22.703	+0.891	11:22:10.477
8	2:22.888	+1.076	11:24:33.365
9	2:22.989	+1.177	11:26:56.354
10	2:22.942	+1.130	11:29:19.296
11	2:21.873	+0.061	11:31:41.169

**(83) REYES MARTINEZ, PEDRO**

1			11:07:59.354
2	2:26.371	+5.549	11:10:25.725
3	2:22.530	+1.708	11:12:48.255
4	2:22.702	+1.880	11:15:10.957
5	2:23.374	+2.552	11:17:34.331
6	2:21.793	+0.971	11:19:56.124
7	2:23.132	+2.310	11:22:19.256
8	2:22.576	+1.754	11:24:41.832
9	2:22.040	+1.218	11:27:03.872
10	2:25.550	+4.728	11:29:29.422
11	<b>2:20.822</b>		11:31:50.244

**(111) SALAMO PUIGDEMONT, JORDI**

1			11:08:46.208
2	2:18.588	+2.472	11:11:04.796
3	2:24.715	+8.599	11:13:29.511
4	2:17.567	+1.451	11:15:47.078
5	2:16.334	+0.218	11:18:03.412
6	2:17.463	+1.347	11:20:20.875
7	<b>2:16.116</b>		11:22:36.991

Lap	Lap Tm	Diff	Time of Day
8	2:16.688	+0.572	11:24:53.679
9	2:22.273	+6.157	11:27:15.952
10	2:16.662	+0.546	11:29:32.614
11	2:17.959	+1.843	11:31:50.573

**(97) TORRENTE ABRIL, EDUARDO**

1			11:07:32.461
2	2:18.160	+3.134	11:09:50.621
3	2:16.218	+1.192	11:12:06.839
4	2:17.253	+2.227	11:14:24.092
5	2:17.742	+2.716	11:16:41.834
6	2:16.671	+1.645	11:18:58.505
7	2:16.524	+1.498	11:21:15.029
8	<b>2:15.026</b>		11:23:30.055
9	2:16.926	+1.900	11:25:46.981
10	4:32.795	+2:17.769	11:30:19.776

**(35) SOLE HUGUET, EDGAR**

1			11:07:58.111
2	2:29.154	+4.663	11:10:27.265
3	2:25.415	+0.924	11:12:52.680
4	<b>2:24.491</b>		11:15:17.171
5	2:26.884	+2.393	11:17:44.055
6	2:29.395	+4.904	11:20:13.450
7	2:29.247	+4.756	11:22:42.697
8	2:32.934	+8.443	11:25:15.631
9	2:30.148	+5.657	11:27:45.779
10	2:37.354	+12.863	11:30:23.133

**(62) RABELLA ATARES, XAVI**

1			11:07:55.547
2	2:55.314	+28.801	11:10:50.861
3	2:29.609	+3.096	11:13:20.470
4	2:28.888	+2.375	11:15:49.358
5	2:26.804	+0.291	11:18:16.162
6	2:28.352	+1.839	11:20:44.514
7	2:27.588	+1.075	11:23:12.102
8	2:29.128	+2.615	11:25:41.230
9	2:28.623	+2.110	11:28:09.853
10	<b>2:26.513</b>		11:30:36.366

**(38) MIQUEL, DANIEL**

1			11:07:58.671
2	2:31.677	+4.909	11:10:30.348
3	<b>2:26.768</b>		11:12:57.116
4	2:29.177	+2.409	11:15:26.293
5	2:28.725	+1.957	11:17:55.018
6	2:31.316	+4.548	11:20:26.334
7	2:34.614	+7.846	11:23:00.948
8	2:30.098	+3.330	11:25:31.046
9	2:33.910	+7.142	11:28:04.956
10	2:34.017	+7.249	11:30:38.973

**(84) JORDA ESTANY, JOSEP**

1			11:08:21.647
2	2:26.891	+0.581	11:10:48.538
3	2:27.445	+1.135	11:13:15.983
4	2:27.767	+1.457	11:15:43.750
5	2:29.233	+2.923	11:18:12.983
6	<b>2:26.310</b>		11:20:39.293
7	2:26.383	+0.073	11:23:05.676
8	2:49.137	+22.827	11:25:54.813
9	2:35.266	+8.956	11:28:30.079
10	2:29.530	+3.220	11:30:59.609

**(78) COMAJUNCOSA, MATEU**

Camp.Catalunya Motocròs. Olvan

MX3 - MX4 - MX5

Circuit d'Olvan 1,400 km

1a Cursa

30/06/2013 10:50

Carrera (20:00 y 2 Vueltas) iniciado a 11:05:13

Lap	Lap Tm	Diff	Time of Day
1			11:09:29.918
2	2:28.004	+3.941	11:11:57.922
3	2:25.093	+1.030	11:14:23.015
4	2:30.117	+6.054	11:16:53.132
5	2:28.229	+4.166	11:19:21.361
6	2:24.631	+0.568	11:21:45.992
7	2:24.477	+0.414	11:24:10.469
8	2:26.059	+1.996	11:26:36.528
9	2:26.592	+2.529	11:29:03.120
10	<b>2:24.063</b>		11:31:27.183

Lap	Lap Tm	Diff	Time of Day
-----	--------	------	-------------

Lap	Lap Tm	Diff	Time of Day
-----	--------	------	-------------



Camp.Catalunya Motocròs. Olvan

Clasificado por vueltas

MX3 - MX4 - MX5

Circuit d'Olvan 1,400 km

2a Cursa

30/06/2013 12:25

Carrera (20:00 y 2 Vueltas) iniciado a 12:37:27

sición	Nº	Nombre	Vueltas	Total T°	Mejor Tm	En Vuelta	Dif. resp. 1°	PEC	Categ
1	19	FONT PEREZ, JOSEP	12	24:19.391	1:59.568	5		1	MX 3
2	68	LOZANO SOLA, JOEL	12	24:31.507	2:00.414	5	12.116	2	MX 3
3	98	VILALTA AGUADO, JOAN	12	24:43.803	2:01.307	9	24.412	3	MX 3
4	888	PEDRO SUBIRATS, JORDI	12	24:53.844	2:02.975	6	34.453	4	MX 3
5	8	REGAS GREGORI, JUAN	12	25:33.106	2:05.218	3	1:13.715	5	MX 3
6	11	VALL FABREGA, AGUSTI	12	25:38.028	2:06.040	5	1:18.637	1	MX 5
7	12	CASAS NAVARRETE, LEANDRE	12	25:43.948	2:06.667	5	1:24.557	1	MX 4
8	16	RIVIERE GIRO, ALEX	12	25:50.102	2:06.054	8	1:30.711	6	MX 3
9	22	PALLARES ENRICH, SERGI	12	25:57.218	2:07.860	4	1:37.827	7	MX 3
10	17	CEBALLOS NUÑEZ, CARLOS	12	26:06.416	2:08.355	4	1:47.025	8	MX 3
11	93	BADIELLA, PAU	12	26:16.232	2:09.197	12	1:56.841	9	MX 3
12	99	LAS COMAS, JORDI	12	26:17.319	2:08.733	2	1:57.928	10	MX 3
13	72	DAVINS CAZORLA, ANGEL	12	26:17.744	2:06.481	7	1:58.353	11	MX 3
14	177	SABATA MIRAMUNT, DANIEL	11	24:32.690	2:11.312	9	1 Vuelta	12	MX 3
15	96	NOYA CATASUS, CASIMIR	11	24:36.544	2:08.453	4	1 Vuelta	2	MX 4
16	50	REDON PAÑELLA, JORDI	11	24:39.602	2:11.296	7	1 Vuelta	2	MX 5
17	97	TORRENTE ABRIL, EDUARDO	11	24:40.338	2:10.305	11	1 Vuelta	3	MX 4
18	36	SALAMO COLOMER, DAVID	11	24:43.423	2:10.420	6	1 Vuelta	13	MX 3
19	59	SANCHEZ COLL, NARCIS	11	25:07.236	2:11.660	5	1 Vuelta	4	MX 4
20	33	MORCHON, CARLOS	11	25:17.566	2:15.729	11	1 Vuelta	5	MX 4
21	66	COSTA AGUSTI, XAVIER	11	25:18.453	2:16.145	11	1 Vuelta	6	MX 4
22	62	RABELLA ATARES, XAVI	11	25:54.638	2:17.653	9	1 Vuelta	7	MX 4
23	88	GUILLEN TURON, JOAN C.	11	25:55.125	2:17.432	10	1 Vuelta	14	MX 3
24	83	REYES MARTINEZ, PEDRO	11	25:55.984	2:18.487	2	1 Vuelta	15	MX 3
25	78	COMAJUNCOSA, MATEU	11	26:01.607	2:18.140	5	1 Vuelta	16	MX 3
26	111	SALAMO PUIGDEMONT, JORDI	11	26:12.322	2:12.248	5	1 Vuelta	17	MX 3
27	38	MAGDALENA MIQUEL, DANIEL	11	26:38.952	2:22.163	3	1 Vuelta	18	MX 3
28	35	SOLE HUGUET, EDGAR	10	24:26.495	2:21.652	4	2 Vueltas	19	MX 3
29	84	JORDA ESTANY, JOSEP	10	24:39.281	2:22.628	4	2 Vueltas	8	MX 4

No clasificado (75% = 9 Vueltas)

NT	73	COLETAS RIAL, JORDI	5	11:48.514	2:11.212	4	NT	NT	MX 3
NT	7	VIDAL SABATE, MIGUEL	1	2:29.972		0	NT	NT	MX 4

Margin of Victory

Avg. Speed

Best Lap Tm

Best Spd

Best Lap by

12.116

41,442

1:59.568

42,152

19 - FONT PEREZ, JOSEP

Jefe de cronometraje Nando Ribé

Orbits

Director de Carrera Rossend Soler



SEGUROS  
**Ges**

www.mylaps.com

Licenciado a: Nando.Crono

Camp.Catalunya Motocròs. Olvan

Vuelta a vuelta

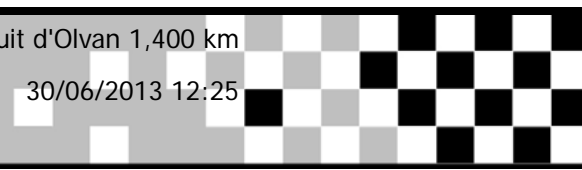
MX3 - MX4 - MX5

Circuit d'Olvan 1,400 km

2a Cursa

30/06/2013 12:25

Carrera (20:00 y 2 Vueltas) iniciado a 12:37:27



Competidores	Vueltas											
	1	2	3	4	5	6	7	8	9	10	11	12
LOZANO SOLA, JOEL (68)	1	68	68	68	68	68	19	19	19	19	19	19
FONT PEREZ, JOSEP (19)	2	19	19	19	19	19	68	68	68	68	68	68
PEDRO SUBIRATS, JORDI (888)	3	888	888	888	888	888	888	98	98	98	98	98
PALLARES ENRICH, SERGI (22)	4	22	98	98	98	98	98	888	888	888	888	888
CEBALLOS NUÑEZ, CARLOS (17)	5	17	22	8	8	8	8	8	8	8	8	8
VILALTA AGUADO, JOAN (98)	6	98	17	22	22	11	11	11	11	11	11	11
VALL FABREGA, AGUSTI (11)	7	11	8	11	11	22	22	12	12	12	12	12
REGAS GREGORI, JUAN (8)	8	8	11	17	17	12	12	22	22	22	22	16
CASAS NAVARRETE, LEANDRE (12)	9	12	12	12	12	17	17	17	16	16	16	22
BADIELLA, PAU (93)	10	93	99	99	99	99	99	17	17	17	17	17
LAS COMAS, JORDI (99)	11	99	93	93	93	16	16	16	93	93	93	93
COSTA AGUSTI, XAVIER (66)	12	66	16	16	16	93	93	93	72	99	99	99
MORCHON, CARLOS (33)	13	33	97	97	97	97	72	72	99	72	72	72
TORRENTE ABRIL, EDUARDO (97)	14	97	66	177	177	72	97	97	97	177	177	177
SALAMO PUIGDEMONT, JORDI (111)	15	111	177	73	73	177	177	177	96	96	96	96
SABATA MIRAMUNT, DANIEL (177)	16	177	73	66	72	111	50	50	50	50	50	50
RIVIERE GIRO, ALEX (16)	17	16	33	111	111	50	111	96	96	97	97	97
REDON PAÑELLA, JORDI (50)	18	50	111	72	50	96	96	36	36	36	36	36
COLETAS RIAL, JORDI (73)	19	73	72	33	33	36	36	111	111	59	59	59
SALAMO COLOMER, DAVID (36)	20	36	50	50	66	33	33	33	59	33	33	33
DAVINS CAZORLA, ANGEL (72)	21	72	36	36	96	66	66	66	33	66	66	66
VIDAL SABATE, MIGUEL (7)	22	7	83	96	36	59	59	59	66	111	111	62
REYES MARTINEZ, PEDRO (83)	23	83	62	83	83	73	83	83	83	62	62	88
RABELLA ATARES, XAVI (62)	24	62	96	62	59	83	62	62	62	83	83	83
MAGDALENA MIQUEL, DANIEL (38)	25	38	38	38	62	62	88	78	78	78	88	78
COMAJUNCOSA, MATEU (78)	26	78	78	59	78	78	78	88	88	88	78	111
GUILLEN TURON, JOAN C. (88)	27	88	88	78	88	88	38	38	38	38	38	38
SOLE HUGUET, EDGAR (35)	28	35	35	88	38	38	35	35	35	35	35	35
JORDA ESTANY, JOSEP (84)	29	84	59	35	35	35	84	84	84	84	84	84
NOYA CATASUS, CASIMIR (96)	30	96	84	84	84	84						
SANCHEZ COLL, NARCIS (59)	31	59										

Camp.Catalunya Motocròs. Olvan

MX3 - MX4 - MX5

Circuit d'Olvan 1,400 km

2a Cursa

30/06/2013 12:25

Carrera (20:00 y 2 Vueltas) iniciado a 12:37:27

Lap	Lap Tm	Diff	Time of Day
<b>(19) FONT PEREZ, JOSEP</b>			
1			12:39:29.316
2	2:00.802	+1.234	12:41:30.118
3	2:00.108	+0.540	12:43:30.226
4	2:03.285	+3.717	12:45:33.511
5	<b>1:59.568</b>		12:47:33.079
6	1:59.774	+0.206	12:49:32.853
7	2:00.512	+0.944	12:51:33.365
8	2:01.603	+2.035	12:53:34.968
9	2:00.542	+0.974	12:55:35.510
10	2:03.707	+4.139	12:57:39.217
11	2:03.196	+3.628	12:59:42.413
12	2:04.665	+5.097	13:01:47.078

Lap	Lap Tm	Diff	Time of Day
<b>(68) LOZANO SOLA, JOEL</b>			
1			12:39:27.583
2	2:01.438	+1.024	12:41:29.021
3	2:01.013	+0.599	12:43:30.034
4	2:00.839	+0.425	12:45:30.873
5	<b>2:00.414</b>		12:47:31.287
6	2:01.383	+0.969	12:49:32.670
7	2:02.747	+2.333	12:51:35.417
8	2:03.485	+3.071	12:53:38.902
9	2:04.195	+3.781	12:55:43.097
10	2:03.859	+3.445	12:57:46.956
11	2:05.462	+5.048	12:59:52.418
12	2:06.776	+6.362	13:01:59.194

Lap	Lap Tm	Diff	Time of Day
<b>(98) VILALTA AGUADO, JOAN</b>			
1			12:39:37.983
2	2:03.446	+2.139	12:41:41.429
3	2:02.715	+1.408	12:43:44.144
4	2:02.587	+1.280	12:45:46.731
5	2:05.205	+3.898	12:47:51.936
6	2:01.648	+0.341	12:49:53.584
7	2:03.658	+2.351	12:51:57.242
8	2:01.716	+0.409	12:53:58.958
9	<b>2:01.307</b>		12:56:00.265
10	2:03.768	+2.461	12:58:04.033
11	2:03.226	+1.919	13:00:07.259
12	2:04.231	+2.924	13:02:11.490

Lap	Lap Tm	Diff	Time of Day
<b>(888) PEDRO SUBIRATS, JORDI</b>			
1			12:39:32.880
2	2:04.976	+2.001	12:41:37.856
3	2:03.860	+0.885	12:43:41.716
4	2:04.514	+1.539	12:45:46.230
5	2:03.938	+0.963	12:47:50.168
6	<b>2:02.975</b>		12:49:53.143
7	2:03.292	+0.317	12:51:56.435
8	2:03.802	+0.827	12:54:00.237
9	2:03.746	+0.771	12:56:03.983
10	2:06.700	+3.725	12:58:10.683
11	2:03.757	+0.782	13:00:14.440
12	2:07.091	+4.116	13:02:21.531

Lap	Lap Tm	Diff	Time of Day
<b>(8) REGAS GREGORI, JUAN</b>			
1			12:39:40.721
2	2:08.082	+2.864	12:41:48.803
3	<b>2:05.218</b>		12:43:54.021
4	2:05.375	+0.157	12:45:59.396
5	2:05.761	+0.543	12:48:05.157
6	2:06.057	+0.839	12:50:11.214
7	2:06.394	+1.176	12:52:17.608
8	2:07.003	+1.785	12:54:24.611

Lap	Lap Tm	Diff	Time of Day
9	2:07.705	+2.487	12:56:32.316
10	2:10.253	+5.035	12:58:42.569
11	2:08.524	+3.306	13:00:51.093
12	2:09.700	+4.482	13:03:00.793

Lap	Lap Tm	Diff	Time of Day
<b>(11) VALL FABREGA, AGUSTI</b>			
1			12:39:39.458
2	2:09.824	+3.784	12:41:49.282
3	2:07.566	+1.526	12:43:56.848
4	2:07.388	+1.348	12:46:04.236
5	<b>2:06.040</b>		12:48:10.276
6	2:06.259	+0.219	12:50:16.535
7	2:06.615	+0.575	12:52:23.150
8	2:06.181	+0.141	12:54:29.331
9	2:08.219	+2.179	12:56:37.550
10	2:08.166	+2.126	12:58:45.716
11	2:08.893	+2.853	13:00:54.609
12	2:11.106	+5.066	13:03:05.715

Lap	Lap Tm	Diff	Time of Day
<b>(12) CASAS NAVARRETE, LEANDRE</b>			
1			12:39:41.855
2	2:08.821	+2.154	12:41:50.676
3	2:07.961	+1.294	12:43:58.637
4	2:08.750	+2.083	12:46:07.387
5	<b>2:06.667</b>		12:48:14.054
6	2:08.175	+1.508	12:50:22.229
7	2:07.623	+0.956	12:52:29.852
8	2:07.887	+1.220	12:54:37.739
9	2:07.071	+0.404	12:56:44.810
10	2:07.450	+0.783	12:58:52.260
11	2:09.783	+3.116	13:01:02.043
12	2:09.592	+2.925	13:03:11.635

Lap	Lap Tm	Diff	Time of Day
<b>(16) RIVIERE GIRO, ALEX</b>			
1			12:39:51.365
2	2:08.684	+2.630	12:42:00.049
3	2:08.141	+2.087	12:44:08.190
4	2:08.330	+2.276	12:46:16.520
5	2:09.199	+3.145	12:48:25.719
6	2:07.059	+1.005	12:50:32.778
7	2:07.175	+1.121	12:52:39.953
8	<b>2:06.054</b>		12:54:46.007
9	2:07.105	+1.051	12:56:53.112
10	2:06.922	+0.868	12:59:00.034
11	2:07.724	+1.670	13:01:07.758
12	2:10.031	+3.977	13:03:17.789

Lap	Lap Tm	Diff	Time of Day
<b>(22) PALLARES ENRICH, SERGI</b>			
1			12:39:36.863
2	2:09.640	+1.780	12:41:46.503
3	2:09.060	+1.200	12:43:55.563
4	<b>2:07.860</b>		12:46:03.423
5	2:08.805	+0.945	12:48:12.228
6	2:08.241	+0.381	12:50:20.469
7	2:10.069	+2.209	12:52:30.538
8	2:10.056	+2.196	12:54:40.594
9	2:08.853	+0.993	12:56:49.447
10	2:09.405	+1.545	12:58:58.852
11	2:08.637	+0.777	13:01:07.489
12	2:17.416	+9.556	13:03:24.905

Lap	Lap Tm	Diff	Time of Day
<b>(17) CEBALLOS NUÑEZ, CARLOS</b>			
1			12:39:37.820
2	2:09.651	+1.296	12:41:47.471
3	2:10.474	+2.119	12:43:57.945
4	<b>2:08.355</b>		12:46:06.300

Lap	Lap Tm	Diff	Time of Day
5	2:10.188	+1.833	12:48:16.488
6	2:10.403	+2.048	12:50:26.891
7	2:11.794	+3.439	12:52:38.685
8	2:11.220	+2.865	12:54:49.905
9	2:10.661	+2.306	12:57:00.566
10	2:10.528	+2.173	12:59:11.094
11	2:11.333	+2.978	13:01:22.427
12	2:11.676	+3.321	13:03:34.103

Lap	Lap Tm	Diff	Time of Day
<b>(93) BADIELLA, PAU</b>			
1			12:39:43.252
2	2:11.492	+2.295	12:41:54.744
3	2:10.940	+1.743	12:44:05.684
4	2:09.930	+0.733	12:46:15.614
5	2:12.878	+3.681	12:48:28.492
6	2:13.138	+3.941	12:50:41.630
7	2:10.368	+1.171	12:52:51.998
8	2:10.518	+1.321	12:55:02.516
9	2:11.831	+2.634	12:57:14.347
10	2:09.307	+0.110	12:59:23.654
11	2:11.068	+1.871	13:01:34.722
12	<b>2:09.197</b>		13:03:43.919

Lap	Lap Tm	Diff	Time of Day
<b>(99) LAS COMAS, JORDI</b>			
1			12:39:43.643
2	<b>2:08.733</b>		12:41:52.376
3	2:09.705	+0.972	12:44:02.081
4	2:10.267	+1.534	12:46:12.348
5	2:09.086	+0.353	12:48:21.434
6	2:08.899	+0.166	12:50:30.333
7	2:09.082	+0.349	12:52:39.415
8	2:27.249	+18.516	12:55:06.664
9	2:10.055	+1.322	12:57:16.719
10	2:09.292	+0.559	12:59:26.011
11	2:09.944	+1.211	13:01:35.955
12	2:09.051	+0.318	13:03:45.006

Lap	Lap Tm	Diff	Time of Day
<b>(72) DAVINS CAZORLA, ANGEL</b>			
1			12:39:53.732
2	2:16.173	+9.692	12:42:09.905
3	2:14.967	+8.486	12:44:24.872
4	2:07.771	+1.290	12:46:32.643
5	2:10.525	+4.044	12:48:43.168
6	2:06.832	+0.351	12:50:50.000
7	<b>2:06.481</b>		12:52:56.481
8	2:06.724	+0.243	12:55:03.205
9	2:18.765	+12.284	12:57:21.970
10	2:07.737	+1.256	12:59:29.707
11	2:08.069	+1.588	13:01:37.776
12	2:07.655	+1.174	13:03:45.431

Lap	Lap Tm	Diff	Time of Day
<b>(177) SABATA MIRAMUNT, DANIEL</b>			
1			12:39:50.968
2	2:15.429	+4.117	12:42:06.397
3	2:13.356	+2.044	12:44:19.753
4	2:11.337	+0.025	12:46:31.090
5	2:13.346	+2.034	12:48:44.436
6	2:12.390	+1.078	12:50:56.826
7	2:12.752	+1.440	12:53:09.578
8	2:13.218	+1.906	12:55:22.796
9	<b>2:11.312</b>		12:57:34.108
10	2:12.538	+1.226	12:59:46.646
11	2:13.731	+2.419	13:02:00.377

Lap	Lap Tm	Diff	Time of Day
<b>(96) NOYA CATASUS, CASIMIR</b>			
1			12:40:11.032

### Camp.Catalunya Motocròs. Olvan

MX3 - MX4 - MX5

Circuit d'Olvan 1,400 km

2a Cursa

30/06/2013 12:25

Carrera (20:00 y 2 Vueltas) iniciado a 12:37:27

Lap	Lap Tm	Diff	Time of Day
2	2:13.931	+5.478	12:42:24.963
3	2:10.619	+2.166	12:44:35.582
4	<b>2:08.453</b>		12:46:44.035
5	2:09.314	+0.861	12:48:53.349
6	2:09.955	+1.502	12:51:03.304
7	2:10.462	+2.009	12:53:13.766
8	2:11.454	+3.001	12:55:25.220
9	2:11.980	+3.527	12:57:37.200
10	2:12.379	+3.926	12:59:49.579
11	2:14.652	+6.199	13:02:04.231

**(50) REDON PAÑELLA, JORDI**

1			12:39:51.989
2	2:17.946	+6.650	12:42:09.935
3	2:17.059	+5.763	12:44:26.994
4	2:12.030	+0.734	12:46:39.024
5	2:11.590	+0.294	12:48:50.614
6	2:11.360	+0.064	12:51:01.974
7	<b>2:11.296</b>		12:53:13.270
8	2:11.664	+0.368	12:55:24.934
9	2:13.222	+1.926	12:57:38.156
10	2:15.917	+4.621	12:59:54.073
11	2:13.216	+1.920	13:02:07.289

**(97) TORRENTE ABRIL, EDUARDO**

1			12:39:49.809
2	2:12.892	+2.587	12:42:02.701
3	2:12.633	+2.328	12:44:15.334
4	2:13.464	+3.159	12:46:28.798
5	2:14.021	+3.716	12:48:42.819
6	2:12.630	+2.325	12:50:55.449
7	2:13.131	+2.826	12:53:08.580
8	2:12.968	+2.663	12:55:21.548
9	2:21.872	+11.567	12:57:43.420
10	2:14.300	+3.995	12:59:57.720
11	<b>2:10.305</b>		13:02:08.025

**(36) SALAMO COLOMER, DAVID**

1			12:39:53.139
2	2:17.920	+7.500	12:42:11.059
3	2:16.362	+5.942	12:44:27.421
4	2:16.864	+6.444	12:46:44.285
5	2:12.996	+2.576	12:48:57.281
6	<b>2:10.420</b>		12:51:07.701
7	2:11.692	+1.272	12:53:19.393
8	2:11.561	+1.141	12:55:30.954
9	2:14.284	+3.864	12:57:45.238
10	2:13.905	+3.485	12:59:59.143
11	2:11.967	+1.547	13:02:11.110

**(59) SANCHEZ COLL, NARCIS**

1			12:40:16.391
2	2:14.608	+2.948	12:42:30.999
3	2:16.928	+5.268	12:44:47.927
4	2:12.979	+1.319	12:47:00.906
5	<b>2:11.660</b>		12:49:12.566
6	2:11.933	+0.273	12:51:24.499
7	2:13.327	+1.667	12:53:37.826
8	2:13.943	+2.283	12:55:51.769
9	2:13.351	+1.691	12:58:05.120
10	2:14.141	+2.481	13:00:19.261
11	2:15.662	+4.002	13:02:34.923

**(33) MORCHON, CARLOS**

1			12:39:49.487
2	2:19.330	+3.601	12:42:08.817

Lap	Lap Tm	Diff	Time of Day
3	2:17.621	+1.892	12:44:26.438
4	2:16.903	+1.174	12:46:43.341
5	2:17.399	+1.670	12:49:00.740
6	2:16.858	+1.129	12:51:17.598
7	2:17.286	+1.557	12:53:34.884
8	2:18.763	+3.034	12:55:53.647
9	2:17.091	+1.362	12:58:10.738
10	2:18.786	+3.057	13:00:29.524
11	<b>2:15.729</b>		13:02:45.253

**(66) COSTA AGUSTI, XAVIER**

1			12:39:48.388
2	2:17.656	+1.511	12:42:06.044
3	2:18.154	+2.009	12:44:24.198
4	2:19.583	+3.438	12:46:43.781
5	2:18.227	+2.082	12:49:02.008
6	2:16.381	+0.236	12:51:18.389
7	2:17.541	+1.396	12:53:35.930
8	2:18.199	+2.054	12:55:54.129
9	2:17.698	+1.553	12:58:11.827
10	2:18.168	+2.023	13:00:29.995
11	<b>2:16.145</b>		13:02:46.140

**(62) RABELLA ATARES, XAVI**

1			12:40:02.150
2	2:19.640	+1.987	12:42:21.790
3	2:20.813	+3.160	12:44:42.603
4	2:21.296	+3.643	12:47:03.899
5	2:20.558	+2.905	12:49:24.457
6	2:20.771	+3.118	12:51:45.228
7	2:20.465	+2.812	12:54:05.693
8	2:18.642	+0.989	12:56:24.335
9	<b>2:17.653</b>		12:58:41.988
10	2:19.748	+2.095	13:01:01.736
11	2:20.589	+2.936	13:03:22.325

**(88) GUILLEN TURON, JOAN C.**

1			12:40:04.407
2	2:24.058	+6.626	12:42:28.465
3	2:21.800	+4.368	12:44:50.265
4	2:19.858	+2.426	12:47:10.123
5	2:18.162	+0.730	12:49:28.285
6	2:18.254	+0.822	12:51:46.539
7	2:22.312	+4.880	12:54:08.851
8	2:18.651	+1.219	12:56:27.502
9	2:20.319	+2.887	12:58:47.821
10	<b>2:17.432</b>		13:01:05.253
11	2:17.559	+0.127	13:03:22.812

**(83) REYES MARTINEZ, PEDRO**

1			12:40:01.449
2	<b>2:18.487</b>		12:42:19.936
3	2:18.522	+0.035	12:44:38.458
4	2:19.141	+0.654	12:46:57.599
5	2:24.326	+5.839	12:49:21.925
6	2:21.374	+2.887	12:51:43.299
7	2:20.330	+1.843	12:54:03.629
8	2:19.913	+1.426	12:56:23.542
9	2:19.994	+1.507	12:58:43.536
10	2:20.436	+1.949	13:01:03.972
11	2:19.699	+1.212	13:03:23.671

**(78) COMAJUNCOSA, MATEU**

1			12:40:04.199
2	2:23.476	+5.336	12:42:27.675
3	2:21.180	+3.040	12:44:48.855

Lap	Lap Tm	Diff	Time of Day
4	2:18.966	+0.826	12:47:07.821
5	<b>2:18.140</b>		12:49:25.961
6	2:21.752	+3.612	12:51:47.713
7	2:19.310	+1.170	12:54:07.023
8	2:18.564	+0.424	12:56:25.587
9	2:20.281	+2.141	12:58:45.868
10	2:21.000	+2.860	13:01:06.868
11	2:22.426	+4.286	13:03:29.294

**(111) SALAMO PUIGDEMONT, JORDI**

1			12:39:50.173
2	2:19.087	+6.839	12:42:09.260
3	2:15.521	+3.273	12:44:24.781
4	2:12.770	+0.522	12:46:37.551
5	<b>2:12.248</b>		12:48:49.799
6	2:12.905	+0.657	12:51:02.704
7	2:21.637	+9.389	12:53:24.341
8	2:27.406	+15.158	12:55:51.747
9	2:35.307	+23.059	12:58:27.054
10	2:34.349	+22.101	13:01:01.403
11	2:38.606	+26.358	13:03:40.009

**(38) MAGDALENA MIQUEL, DANIEL**

1			12:40:03.328
2	2:22.424	+0.261	12:42:25.752
3	<b>2:22.163</b>		12:44:47.915
4	2:24.212	+2.049	12:47:12.127
5	2:23.872	+1.709	12:49:35.999
6	2:23.528	+1.365	12:51:59.527
7	2:22.665	+0.502	12:54:22.192
8	2:25.283	+3.120	12:56:47.475
9	2:27.763	+5.600	12:59:15.238
10	2:24.705	+2.542	13:01:39.943
11	2:26.696	+4.533	13:04:06.639

**(35) SOLE HUGUET, EDGAR**

1			12:40:06.362
2	2:24.371	+2.719	12:42:30.733
3	2:21.806	+0.154	12:44:52.539
4	<b>2:21.652</b>		12:47:14.191
5	2:22.396	+0.744	12:49:36.587
6	2:23.880	+2.228	12:52:00.467
7	2:23.903	+2.251	12:54:24.370
8	2:29.227	+7.575	12:56:53.597
9	2:29.387	+7.735	12:59:22.984
10	2:31.198	+9.546	13:01:54.182

**(84) JORDA ESTANY, JOSEP**

1			12:40:07.109
2	2:24.503	+1.875	12:42:31.612
3	2:24.616	+1.988	12:44:56.228
4	<b>2:22.628</b>		12:47:18.856
5	2:24.835	+2.207	12:49:43.691
6	2:24.248	+1.620	12:52:07.939
7	2:36.540	+13.912	12:54:44.479
8	2:25.956	+3.328	12:57:10.435
9	2:27.626	+4.998	12:59:38.061
10	2:28.907	+6.279	13:02:06.968

**(73) COLETAS RIAL, JORDI**

1			12:39:52.745
2	2:15.543	+4.331	12:42:08.288
3	2:12.441	+1.229	12:44:20.729
4	<b>2:11.212</b>		12:46:31.941
5	2:44.260	+33.048	12:49:16.201

Camp.Catalunya Motocròs. Olvan

MX3 - MX4 - MX5

Circuit d'Olvan 1,400 km

2a Cursa

30/06/2013 12:25

Carrera (20:00 y 2 Vueltas) iniciado a 12:37:27

Lap	Lap Tm	Diff	Time of Day
(7) VIDAL SABATE, MIGUEL			
1			12:39:57.659

Lap	Lap Tm	Diff	Time of Day
-----	--------	------	-------------

Lap	Lap Tm	Diff	Time of Day
-----	--------	------	-------------



Camp.Catalunya Motocròs. Olvan

MX3 - MX4 - MX5

Circuit d'Olvan 1,400 km

FINALS MX3-MX4-MX5

Posició	Nº	Nombre	Total puntos	1a	2a	Vueltas	Total Tº	Llicencia	Club
<b>MX 3</b>									
1	19	FONT PEREZ, JOSEP	50	25	25	24	49:20.104	145061-GI	Mc. Polea SX
2	68	LOZANO SOLA, JOEL	40	20	20	24	49:51.487	144792-B	Amc Martorelles
3	98	VILALTA AGUADO, JOAN	32	16	16	24	50:07.392	144890-B	Mc St.Hilari
4	8	REGAS GREGORI, JUAN	22	11	11	24	51:59.349	144910-GI	Mc. Polea SX
5	888	PEDRO SUBIRATS, JORDI	20	7	13	23	50:03.998	144391-B	Massoni Sport
6	16	RIVIERE GIRO, ALEX	19	9	10	24	52:52.253	144081-B	Mc. Polea SX
7	72	DAVINS CAZORLA, ANGEL	18	13	5	24	52:27.047	145144-B	MC. Segre
8	22	PALLARES ENRICH, SERGI	17	8	9	24	53:08.457	145912-GI	Mc. Polea SX
9	99	LAS COMAS, JORDI	16	10	6	24	53:18.630	144723-B	Em Castellbisbal
10	17	CEBALLOS NUÑEZ, CARLOS	13	5	8	23	51:31.850	144081-B	
11	93	BADIELLA, PAU	9	2	7	23	51:48.446	144064-B	
12	177	SABATA MIRAMUNT, DANIEL	7	3	4	22	50:03.235	144476-B	Mc B.Bergueda
13	36	SALAMO COLOMER, DAVID	7	4	3	22	50:12.703	144570-GI	MC Gas a la Burra
14	73	COLETAS RIAL, JORDI	6	6	0	16	37:05.122	144982-B	MC. Segre
15	88	GUILLEN TURON, JOAN C.	3	1	2	22	52:16.690	144198-T	Mc Delta
16	83	REYES MARTINEZ, PEDRO	2	1	1	22	52:32.289	144163-B	Mc. Polea SX
17	78	COMAJUNCOSA, MATEU	2	1	1	21	52:14.851	144662-B	Mc Fonllosa
18	111	SALAMO PUIGDEMONT, JORDI	2	1	1	22	52:48.956	145055-GI	MC Gas a la Burra
19	38	MAGDALENA MIQUEL, DANIEL	2	1	1	21	52:03.986	144407-B	
20	35	SOLE HUGUET, EDGAR	2	1	1	20	49:35.689	144177-T	Mc P.Mafumet
<b>MX 4</b>									
1	12	CASAS NAVARRETE, LEANDRE	50	25	25	24	52:01.950	145958-B	MC. Segre
2	96	NOYA CATASUS, CASIMIR	36	16	20	22	49:44.359	144463-B	MC Penedes
3	59	SANCHEZ COLL, NARCIS	33	20	13	22	50:12.811	144797-B	CM Mollet-Isern
4	97	TORRENTE ABRIL, EDUARDO	25	9	16	21	49:46.175	144091-B	Mc. Polea SX
5	33	MORCHON, CARLOS	22	11	11	22	51:11.226	144162-GI	MC Gas a la Burra
6	66	COSTA AGUSTI, XAVIER	20	10	10	22	51:45.683	144180-B	MC. Segre
7	62	RABELLA ATARES, XAVI	17	8	9	21	51:17.065	144684-B	Em Castellbisbal
8	84	JORDA ESTANY, JOSEP	15	7	8	20	50:24.951	144059-GI	Independiente
9	7	VIDAL SABATE, MIGUEL	13	13	0	12	27:57.820	144149-T	Mc Tot M.Reguers
<b>MX 5</b>									
1	11	VALL FABREGA, AGUSTI	50	25	25	23	50:43.895	145962-B	MC. Segre
2	50	REDON PAÑELLA, JORDI	40	20	20	22	50:18.686	144213-B	Gm Molins

Camp.Catalunya Motocròs. Olvan

MXElit- MX1-MX2-MX2 SOTS 184T

Circuit d'Olvan 1,400 km

FINAL MX SOTS18-4T

Posició	Nº	Nombre	Total puntos	1a	2a	Vueltas	Total Tº	Llicencia	Club
1	11	ARNAU DE VERA, FERRAN	50	25	25	30	1:01:44.010	144208-GI	Mc C. Empúries
2	77	ARJONILLA VIÑAS, ALBERT	36	16	20	30	1:02:18.484	144072-B	MC. Segre
3	21	NOGUERA HIDALGO, JOAN	29	13	16	29	1:00:45.330	144085-B	Mc B.Bergueda
4	95	FERRER ENRIQUEZ, BIEL	24	11	13	28	1:00:39.363	144617-B	Mc Sitges
5	91	SERENA RUBIO, JORDI	21	10	11	28	1:02:35.844	144052-B	
6	51	CASTRO ORTEGA, SERGIO	20	20	0	19	40:30.758	144157-L	MC. Segre