

Camp.Catalunya Motocròs. Pons-19

Clasificado por mejor tiempo de vuelta

MX Elit - MX 1

Circuit El Bosquet 1,350 km

Ent Cronometrats

19/05/2013 09:00

Pràctica (30:00 Tiempo) iniciado a 9:01:25

Pos.	Nº	Nom	Moto	Voltes	Millor Tm	En Volta	Dif. resp. 1º	PEC	Categ
1	20	MARTINEZ RUIZ, JOSE LUIS	YAMAHA	16	1:31.839	11		1	MX Elit
2	49	MATARO VILAR, FRANCESC	SUZUKI	17	1:34.820	6	2.981	2	MX Elit
3	50	OLIVA GALERA, CRISTIAN	KAWASAKI	14	1:35.224	9	3.385	3	MX Elit
4	72	DOÑATE LOZANO, PAU	HONDA	12	1:35.484	10	3.645	4	MX Elit
5	41	SALAVEDRA PONT, GERARD	KTM	15	1:35.572	9	3.733	5	MX Elit
6	27	DIAZ LOPEZ, ALEIX	YAMAHA	17	1:37.704	7	5.865	6	MX Elit
7	89	SERRA CASTAÑE, RAMON	SIN MARCA	14	1:37.978	13	6.139	7	MX Elit
8	358	OLLE CASANOVAS, ALEIX	BETA	14	1:38.344	10	6.505	8	MX Elit
9	581	RODRIGUEZ BELLA, RUBEN	HONDA	16	1:39.441	5	7.602	1	MX 1
10	36	MAJO BOTER, EUGENI	KTM	10	1:40.891	4	9.052	2	MX 1
11	42	MAJO BOTER, PAU	KTM	15	1:42.204	14	10.365	3	MX 1
12	25	OLIU ORRIOLS, ALEIX	HONDA	16	1:42.372	9	10.533	4	MX 1
13	136	PEREZ CABRERA, DAVID	SUZUKI	11	1:45.196	4	13.357	5	MX 1
14	85	BAENA PULIDO, DANIEL	YAMAHA	14	1:46.198	14	14.359	6	MX 1
15	57	BERNADES BORDA, JOEL	KAWASAKI	13	1:46.238	13	14.399	7	MX 1
16	976	NAVARRO SOLER, DAVID	HONDA	14	1:48.305	11	16.466	8	MX 1
17	23	MAÑES TENA, JOAQUIM	KAWASAKI	11	1:50.699	9	18.860	9	MX 1
18	12	SOLANELLES SOLANS, DAVID	TM	13	1:54.856	5	23.017	10	MX 1
19	95	EXPOSITO RUIZ, ANTONIO	KAWASAKI	10	1:57.345	9	25.506	11	MX 1
20	121	BARRAGAN RODRIGUEZ, EDGAR	KAWASAKI	9	1:58.295	6	26.456	12	MX 1

Camp.Catalunya Motocròs. Pons-19

Clasificado por vueltas

MX Elit - MX 1

Circuit El Bosquet 1,350 km

1a Cursa

19/05/2013 10:45

Carrera (25:00 y 2 Vueltas) iniciado a 10:44:20

sición	Nº	Nombre	Moto	Vueltas	Total T°	Mejor Tm	En Vuelta	PEC	Categ
1	20	MARTINEZ RUIZ, JOSE LUIS	YAMAHA	18	29:02.925	1:34.381	2	1	MX Elit
2	49	MATARO VILAR, FRANCESC	SUZUKI	18	29:17.059	1:35.287	12	2	MX Elit
3	50	OLIVA GALERA, CRISTIAN	KAWASAKI	18	29:17.478	1:36.225	17	3	MX Elit
4	41	SALAVEDRA PONT, GERARD	KTM	18	29:34.381	1:36.446	13	4	MX Elit
5	72	DOÑATE LOZANO, PAU	HONDA	18	30:22.838	1:37.749	8	5	MX Elit
6	358	OLLE CASANOVAS, ALEIX	BETA	18	30:28.131	1:38.928	4	6	MX Elit
7	27	DIAZ LOPEZ, ALEIX	YAMAHA	17	29:07.326	1:40.878	6	7	MX Elit
8	89	SERRA CASTAÑE, RAMON	SIN MARCA	17	29:13.353	1:40.182	8	8	MX Elit
9	42	MAJO BOTER, PAU	KTM	17	29:36.361	1:42.735	3	1	MX 1
10	581	RODRIGUEZ BELLA, RUBEN	HONDA	17	29:36.626	1:42.121	7	2	MX 1
11	25	OLIU ORRIOLS, ALEIX	HONDA	17	30:16.519	1:43.841	3	3	MX 1
12	36	MAJO BOTER, EUGENI	KTM	16	29:07.337	1:43.426	3	4	MX 1
13	85	BAENA PULIDO, DANIEL	YAMAHA	16	29:11.985	1:46.690	4	5	MX 1
14	136	PEREZ CABRERA, DAVID	SUZUKI	16	29:13.479	1:47.593	2	6	MX 1
15	57	BERNADES BORDA, JOEL	KAWASAKI	16	30:10.783	1:48.602	4	7	MX 1
16	976	NAVARRO SOLER, DAVID	HONDA	15	29:04.527	1:53.653	14	8	MX 1
17	23	MAÑES TENA, JOAQUIM	KAWASAKI	15	29:08.749	1:52.182	9	9	MX 1
18	95	EXPOSITO RUIZ, ANTONIO	KAWASAKI	15	30:26.748	1:59.220	12	10	MX 1
19	12	SOLANELLES SOLANS, DAVID	TM	15	30:58.585	1:56.536	2	11	MX 1

No clasificado (75% = 14 Vueltas)

NT	121	BARRAGAN RODRIGUEZ, EDGAR	KAWASAKI	13	26:17.029	1:56.977	12	NT	MX 1
----	-----	---------------------------	----------	----	-----------	----------	----	----	------

Margin of Victory	Avg. Speed	Best Lap Tm	Best Spd	Best Lap by
14.134	50,191	1:34.381	51,493	20 - MARTINEZ RUIZ, JOSE LUIS

Jefe de cronometraje Nando Ribé

Orbits

Director de Carrera



SEGUROS
Ges

www.mylaps.com

Licenciado a: Nando.Crono

Camp.Catalunya Motocròs. Ponts-19

Vuelta a vuelta

MX Elit - MX 1

Circuit El Bosquet 1,350 km

1a Cursa

19/05/2013 10:45

Carrera (25:00 y 2 Vueltas) iniciado a 10:44:20

Competidores

Vueltas

	0	1	2	3	4	5	6	7	8	9	10	11	12	13	14	15	16	17	18	
MARTINEZ RUIZ, JOSE LUIS (20)	1	20	20	20	20	20	20	20	20	20	20	20	20	20	20	20	20	20	20	20
OLLE CASANOVAS, ALEIX (358)	2	358	41	41	41	41	41	41	41	41	41	41	41	41	41	50	50	50	49	49
DIAZ LOPEZ, ALEIX (27)	3	27	358	358	50	50	50	50	50	50	50	50	50	50	50	49	49	49	50	50
SALAVEDRA PONT, GERARD (41)	4	41	27	72	358	358	72	49	49	49	49	49	49	49	49	41	41	41	41	41
DOÑATE LOZANO, PAU (72)	5	72	72	50	72	72	49	72	72	72	72	72	72	72	72	72	72	72	72	72
RODRIGUEZ BELLA, RUBEN (581)	6	581	49	27	49	49	358	358	358	358	358	358	358	358	358	358	358	358	358	358
SERRA CASTAÑE, RAMON (89)	7	89	50	49	27	27	27	27	27	27	27	27	27	27	27	27	27	27	27	27
MATARO VILAR, FRANCESC (49)	8	49	36	89	89	89	89	89	89	89	89	89	89	89	89	89	89	89	89	89
MAÑES TENA, JOAQUIM (23)	9	23	581	581	581	581	581	581	581	581	581	581	581	42	42	42	42	42	42	42
MAJO BOTER, PAU (42)	10	42	89	42	42	42	42	42	42	42	42	42	42	581	581	581	581	581	581	581
MAJO BOTER, EUGENI (36)	11	36	42	25	25	25	25	25	25	25	25	25	25	25	25	25	25	25	25	25
BAENA PULIDO, DANIEL (85)	12	85	85	85	85	85	85	36	36	85	85	85	85	85	85	36	36	36	36	36
OLIVA GALERA, CRISTIAN (50)	13	50	25	136	136	36	36	36	85	85	36	36	36	36	36	36	85	85	85	85
BERNADES BORDA, JOEL (57)	14	57	136	36	36	136	136	136	136	136	136	136	136	136	136	136	136	136	136	136
OLIU ORRIOLS, ALEIX (25)	15	25	23	23	23	57	57	57	57	57	57	57	57	57	57	57	57	57	57	57
EXPOSITO RUIZ, ANTONIO (95)	16	95	976	976	57	976	976	976	976	976	23	23	23	23	23	976	976	976	976	976
NAVARRO SOLER, DAVID (976)	17	976	12	12	976	23	23	23	23	23	976	976	976	976	976	23	23	23	23	23
PEREZ CABRERA, DAVID (136)	18	136	95	57	12	12	12	12	12	12	12	12	12	121	121	121	121	95	95	95
BARRAGAN RODRIGUEZ, EDGAR (121)	19	121	121	121	121	95	95	95	95	95	95	95	95	95	95	12	12	12	12	12
SOLANELLES SOLANS, DAVID (12)	20	12	57	95	95	121	121	121	121	121	121	121	12	12	12	12	12	12	12	12

Camp.Catalunya Motocròs. Ponts-19

MX Elit - MX 1

Circuit El Bosquet 1,350 km

1a Cursa

19/05/2013 10:45

Carrera (25:00 y 2 Vueltas) iniciado a 10:44:20

Lap	Lap Tm	Diff	Time of Day
1	1:50.397	+6.556	10:46:14.934
2	1:45.144	+1.303	10:48:00.078
3	1:43.841		10:49:43.919
4	1:45.115	+1.274	10:51:29.034
5	1:44.080	+0.239	10:53:13.114
6	1:44.047	+0.206	10:54:57.161
7	1:44.353	+0.512	10:56:41.514
8	1:52.323	+8.482	10:58:33.837
9	1:45.759	+1.918	11:00:19.596
10	1:46.515	+2.674	11:02:06.111
11	1:46.763	+2.922	11:03:52.874
12	1:48.894	+5.053	11:05:41.768
13	1:47.348	+3.507	11:07:29.116
14	1:45.901	+2.060	11:09:15.017
15	1:46.441	+2.600	11:11:01.458
16	1:47.895	+4.054	11:12:49.353
17	1:47.561	+3.720	11:14:36.914

(36) MAJO BOTER, EUGENI

1	1:47.297	+3.871	10:46:11.775
2	2:02.455	+19.029	10:48:14.230
3	1:43.426		10:49:57.656
4	1:44.425	+0.999	10:51:42.081
5	1:45.137	+1.711	10:53:27.218
6	1:45.836	+2.410	10:55:13.054
7	1:44.714	+1.288	10:56:57.768
8	1:49.391	+5.965	10:58:47.159
9	2:01.712	+18.286	11:00:48.871
10	1:49.448	+6.022	11:02:38.319
11	1:47.615	+4.189	11:04:25.934
12	1:50.303	+6.877	11:06:16.237
13	1:48.284	+4.858	11:08:04.521
14	1:45.349	+1.923	11:09:49.870
15	1:46.598	+3.172	11:11:36.468
16	1:51.264	+7.838	11:13:27.732

(85) BAENA PULIDO, DANIEL

1	1:50.424	+3.734	10:46:14.916
2	1:47.487	+0.797	10:48:02.403
3	1:46.975	+0.285	10:49:49.378
4	1:46.690		10:51:36.068
5	1:47.039	+0.349	10:53:23.107
6	1:47.232	+0.542	10:55:10.339
7	1:49.319	+2.629	10:56:59.658
8	1:49.913	+3.223	10:58:49.571
9	1:48.082	+1.392	11:00:37.653
10	1:52.403	+5.713	11:02:30.056
11	1:48.536	+1.846	11:04:18.592
12	1:49.174	+2.484	11:06:07.766
13	1:51.227	+4.537	11:07:58.993
14	1:50.034	+3.344	11:09:49.027
15	1:53.570	+6.880	11:11:42.597
16	1:49.783	+3.093	11:13:32.380

(136) PEREZ CABRERA, DAVID

1	1:51.892	+4.299	10:46:16.782
2	1:47.593		10:48:04.375
3	1:48.959	+1.366	10:49:53.334
4	1:50.511	+2.918	10:51:43.845
5	1:49.373	+1.780	10:53:33.218
6	1:48.805	+1.212	10:55:22.023
7	1:50.284	+2.691	10:57:12.307
8	1:48.334	+0.741	10:59:00.641
9	1:51.468	+3.875	11:00:52.109
10	1:51.144	+3.551	11:02:43.253
11	1:48.197	+0.604	11:04:31.450

Lap	Lap Tm	Diff	Time of Day
12	1:47.911	+0.318	11:06:19.361
13	1:47.906	+0.313	11:08:07.267
14	1:50.465	+2.872	11:09:57.732
15	1:48.429	+0.836	11:11:46.161
16	1:47.713	+0.120	11:13:33.874

(57) BERNADES BORDA, JOEL

1	2:06.813	+18.211	10:46:31.324
2	1:51.118	+2.516	10:48:22.442
3	1:50.380	+1.778	10:50:12.822
4	1:48.602		10:52:01.424
5	1:50.235	+1.633	10:53:51.659
6	1:52.187	+3.585	10:55:43.846
7	1:56.918	+8.316	10:57:40.764
8	1:51.455	+2.853	10:59:32.219
9	1:52.054	+3.452	11:01:24.273
10	1:51.532	+2.930	11:03:15.805
11	1:50.623	+2.021	11:05:06.428
12	1:51.522	+2.920	11:06:57.950
13	1:59.431	+10.829	11:08:57.381
14	1:51.436	+2.834	11:10:48.817
15	1:51.162	+2.560	11:12:39.979
16	1:51.199	+2.597	11:14:31.178

(976) NAVARRO SOLER, DAVID

1	1:57.633	+3.980	10:46:22.446
2	1:55.923	+2.270	10:48:18.369
3	1:55.770	+2.117	10:50:14.139
4	1:54.035	+0.382	10:52:08.174
5	1:54.434	+0.781	10:54:02.608
6	1:56.635	+2.982	10:55:59.243
7	1:53.777	+0.124	10:57:53.020
8	1:55.277	+1.624	10:59:48.297
9	1:55.528	+1.875	11:01:43.825
10	2:00.761	+7.108	11:03:44.586
11	2:02.389	+8.736	11:05:46.975
12	1:56.099	+2.446	11:07:43.074
13	1:54.256	+0.603	11:09:37.330
14	1:53.653		11:11:30.983
15	1:53.939	+0.286	11:13:24.922

(23) MAÑES TENA, JOAQUIM

1	1:57.570	+5.388	10:46:21.997
2	1:55.420	+3.238	10:48:17.417
3	1:55.316	+3.134	10:50:12.733
4	1:56.611	+4.429	10:52:09.344
5	1:54.793	+2.611	10:54:04.137
6	1:56.900	+4.718	10:56:01.037
7	1:53.793	+1.611	10:57:54.830
8	1:54.536	+2.354	10:59:49.366
9	1:52.182		11:01:41.548
10	1:58.743	+6.561	11:03:40.291
11	2:00.597	+8.415	11:05:40.888
12	1:57.358	+5.176	11:07:38.246
13	1:58.651	+6.469	11:09:36.897
14	1:55.761	+3.579	11:11:32.658
15	1:56.486	+4.304	11:13:29.144

(95) EXPOSITO RUIZ, ANTONIO

1	2:04.138	+4.918	10:46:28.868
2	2:01.949	+2.729	10:48:30.817
3	2:00.123	+0.903	10:50:30.940
4	2:00.056	+0.836	10:52:30.996
5	1:59.719	+0.499	10:54:30.715
6	2:00.566	+1.346	10:56:31.281
7	2:03.322	+4.102	10:58:34.603

Lap	Lap Tm	Diff	Time of Day
8	2:00.654	+1.434	11:00:35.257
9	2:02.653	+3.433	11:02:37.910
10	2:02.340	+3.120	11:04:40.250
11	2:01.988	+2.768	11:06:42.238
12	1:59.220		11:08:41.458
13	2:00.189	+0.969	11:10:41.647
14	2:01.357	+2.137	11:12:43.004
15	2:04.139	+4.919	11:14:47.143

(12) SOLANELLES SOLANS, DAVID

1	1:59.191	+2.655	10:46:24.356
2	1:56.536		10:48:20.892
3	1:57.136	+0.600	10:50:18.028
4	1:58.106	+1.570	10:52:16.134
5	2:02.388	+5.852	10:54:18.522
6	2:03.862	+7.326	10:56:22.384
7	2:01.954	+5.418	10:58:24.338
8	2:02.363	+5.827	11:00:26.701
9	2:05.366	+8.830	11:02:32.067
10	2:06.434	+9.898	11:04:38.501
11	2:06.775	+10.239	11:06:45.276
12	2:09.297	+12.761	11:08:54.573
13	2:06.639	+10.103	11:11:01.212
14	2:11.038	+14.502	11:13:12.250
15	2:06.730	+10.194	11:15:18.980

(121) BARRAGAN RODRIGUEZ, EDGAR

1	2:05.328	+8.351	10:46:30.396
2	1:59.301	+2.324	10:48:29.697
3	1:59.334	+2.357	10:50:29.031
4	2:03.087	+6.110	10:52:32.118
5	2:00.297	+3.320	10:54:32.415
6	1:59.592	+2.615	10:56:32.007
7	2:08.591	+11.614	10:58:40.598
8	2:01.627	+4.650	11:00:42.225
9	2:00.573	+3.596	11:02:42.798
10	1:58.820	+1.843	11:04:41.618
11	1:58.163	+1.186	11:06:39.781
12	1:56.977		11:08:36.758
13	2:00.666	+3.689	11:10:37.424

Camp.Catalunya Motocròs. Pons-19

Clasificado por vueltas

MX Elit - MX 1

Circuit El Bosquet 1,350 km

2a Cursa

19/05/2013 12:55

Carrera (25:00 y 2 Vueltas) iniciado a 12:49:15

sición	N°	Nombre	Moto	Vueltas	Total T°	Mejor Tm	En Vuelta	PEC	Categ
1	20	MARTINEZ RUIZ, JOSE LUIS	YAMAHA	18	29:00.739	1:35.286	9	1	MX Elit
2	50	OLIVA GALERA, CRISTIAN	KAWASAKI	18	29:27.402	1:36.783	10	2	MX Elit
3	49	MATARO VILAR, FRANCESC	SUZUKI	18	29:29.084	1:36.307	15	3	MX Elit
4	41	SALAVEDRA PONT, GERARD	KTM	18	29:52.473	1:38.180	12	4	MX Elit
5	358	OLLE CASANOVAS, ALEIX	BETA	17	29:14.944	1:41.976	11	5	MX Elit
6	27	DIAZ LOPEZ, ALEIX	YAMAHA	17	29:50.687	1:41.690	6	6	MX Elit
7	89	SERRA CASTAÑE, RAMON	SIN MARCA	17	29:57.647	1:42.297	7	7	MX Elit
8	42	MAJO BOTER, PAU	KTM	17	30:59.115	1:45.900	8	1	MX 1
9	581	RODRIGUEZ BELLA, RUBEN	HONDA	16	29:08.172	1:43.619	3	2	MX 1
10	136	PEREZ CABRERA, DAVID	SUZUKI	16	30:07.032	1:50.875	11	3	MX 1
11	57	BERNADES BORDA, JOEL	KAWASAKI	15	29:13.503	1:50.148	8	4	MX 1
12	25	OLIU ORRIOLS, ALEIX	HONDA	15	29:37.339	1:47.326	4	5	MX 1
13	23	MAÑES TENA, JOAQUIM	KAWASAKI	15	30:16.232	1:56.058	2	6	MX 1
14	36	MAJO BOTER, EUGENI	KTM	15	30:42.909	1:49.943	3	7	MX 1
15	12	SOLANELLES SOLANS, DAVID	TM	14	29:31.986	2:00.905	2	8	MX 1
16	95	EXPOSITO RUIZ, ANTONIO	KAWASAKI	14	29:58.268	2:03.494	5	9	MX 1

No clasificado (75% = 14 Vueltas)

NT	976	NAVARRO SOLER, DAVID	HONDA	3	9:35.430	2:14.655	3	NT	MX 1
NT	72	DOÑATE LOZANO, PAU	HONDA	1	2:37.569	2:33.884	1	NT	MX Elit
NT	85	BAENA PULIDO, DANIEL	YAMAHA	1	2:43.850	2:39.907	1	NT	MX 1
NE	121	BARRAGAN RODRIGUEZ, EDGAR	KAWASAKI				0	NE	MX 1

Margin of Victory	Avg. Speed	Best Lap Tm	Best Spd	Best Lap by
26.663	50,255	1:35.286	51,004	20 - MARTINEZ RUIZ, JOSE LUIS

Jefe de cronometraje Nando Ribé

Orbits

Director de Carrera



SEGUROS
Ges

www.mylaps.com

Licenciado a: Nando.Crono

Camp.Catalunya Motocròs. Ponts-19

Vuelta a vuelta

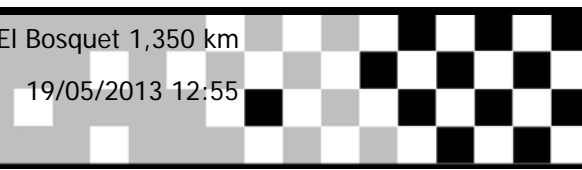
MX Elit - MX 1

Circuit El Bosquet 1,350 km

2a Cursa

19/05/2013 12:55

Carrera (25:00 y 2 Vueltas) iniciado a 12:49:15



Competidores

Vueltas

	0	1	2	3	4	5	6	7	8	9	10	11	12	13	14	15	16	17	18	
OLLE CASANOVAS, ALEIX (358)	1	358	20	20	20	20	20	20	20	20	20	20	20	20	20	20	20	20	20	20
SALAVEDRA PONT, GERARD (41)	2	41	41	41	41	41	50	50	50	50	50	50	50	50	50	50	50	50	50	50
MAJO BOTER, EUGENI (36)	3	36	49	49	49	49	41	41	41	49	49	49	49	49	49	49	49	49	49	49
MATARO VILAR, FRANCESC (49)	4	49	50	50	50	50	49	49	49	41	41	41	41	41	41	41	41	41	41	41
DOÑATE LOZANO, PAU (72)	5	72	358	358	358	358	358	358	358	358	358	358	358	358	358	358	358	358	358	358
MARTINEZ RUIZ, JOSE LUIS (20)	6	20	42	27	27	27	27	27	27	27	27	27	27	27	27	27	27	27	27	27
OLIU ORRIOLS, ALEIX (25)	7	25	27	42	42	42	89	89	89	89	89	89	89	89	89	89	89	89	89	89
DIAZ LOPEZ, ALEIX (27)	8	27	23	89	89	89	42	42	42	42	42	42	42	42	42	42	42	42	42	42
SOLANELLES SOLANS, DAVID (12)	9	12	89	136	136	136	136	136	581	581	581	581	581	581	581	581	581	581	581	581
MAJO BOTER, PAU (42)	10	42	136	23	23	23	581	581	581	136	136	136	136	136	136	136	136	136	136	136
OLIVA GALERA, CRISTIAN (50)	11	50	12	12	581	581	23	23	23	23	57	57	57	57	57	57	57	57	57	57
RODRIGUEZ BELLA, RUBEN (581)	12	581	581	25	12	12	57	57	57	57	23	23	23	25	25	25	25	25	25	25
MAÑES TENA, JOAQUIM (23)	13	23	25	581	57	57	12	12	12	25	25	25	25	23	23	23	23	23	23	23
BAENA PULIDO, DANIEL (85)	14	85	95	95	95	95	95	25	25	12	12	36	36	36	36	36	36	36	36	36
SERRA CASTAÑE, RAMON (89)	15	89	72	57	25	25	25	95	95	36	36	12	12	12	12	12	12	12	12	12
PEREZ CABRERA, DAVID (136)	16	136	85	36	36	36	36	36	36	95	95	95	95	95	95	95	95	95	95	95
EXPOSITO RUIZ, ANTONIO (95)	17	95	57	976	976															
NAVARRO SOLER, DAVID (976)	18	976	976																	
BERNADES BORDA, JOEL (57)	19	57	36																	
-	20																			

Camp.Catalunya Motocròs. Ponts-19

MX Elit - MX 1

Circuit El Bosquet 1,350 km

2a Cursa

19/05/2013 12:55

Carrera (25:00 y 2 Vueltas) iniciado a 12:49:15

Lap	Lap Tm	Diff	Time of Day
5	1:51.195	+1.047	12:59:35.881
6	1:50.726	+0.578	13:01:26.607
7	1:56.460	+6.312	13:03:23.067
8	1:50.148		13:05:13.215
9	1:53.777	+3.629	13:07:06.992
10	1:53.223	+3.075	13:09:00.215
11	1:55.843	+5.695	13:10:56.058
12	1:56.675	+6.527	13:12:52.733
13	1:50.215	+0.067	13:14:42.948
14	1:50.996	+0.848	13:16:33.944
15	1:55.390	+5.242	13:18:29.334

(25) OLIU ORRIOLS, ALEIX

1	2:24.147	+36.821	12:51:43.735
2	1:49.111	+1.785	12:53:32.846
3	3:18.020	+1:30.694	12:56:50.866
4	1:47.326		12:58:38.192
5	1:48.226	+0.900	13:00:26.418
6	1:49.839	+2.513	13:02:16.257
7	1:48.404	+1.078	13:04:04.661
8	1:47.939	+0.613	13:05:52.600
9	1:50.456	+3.130	13:07:43.056
10	1:49.501	+2.175	13:09:32.557
11	1:51.511	+4.185	13:11:24.068
12	1:51.235	+3.909	13:13:15.303
13	1:52.230	+4.904	13:15:07.533
14	1:50.985	+3.659	13:16:58.518
15	1:54.652	+7.326	13:18:53.170

(23) MAÑES TENA, JOAQUIM

1	1:57.905	+1.847	12:51:17.661
2	1:56.058		12:53:13.719
3	1:56.881	+0.823	12:55:10.600
4	1:57.771	+1.713	12:57:08.371
5	1:57.180	+1.122	12:59:05.551
6	2:01.306	+5.248	13:01:06.857
7	2:00.620	+4.562	13:03:07.477
8	1:59.543	+3.485	13:05:07.020
9	2:03.569	+7.511	13:07:10.589
10	2:03.792	+7.734	13:09:14.381
11	1:59.835	+3.777	13:11:14.216
12	2:04.147	+8.089	13:13:18.363
13	2:03.874	+7.816	13:15:22.237
14	2:06.864	+10.806	13:17:29.101
15	2:02.962	+6.904	13:19:32.063

(36) MAJO BOTER, EUGENI

1	3:55.147	+2:05.204	12:53:14.576
2	1:56.913	+6.970	12:55:11.489
3	1:49.943		12:57:01.432
4	1:51.713	+1.770	12:58:53.145
5	1:52.327	+2.384	13:00:45.472
6	1:53.302	+3.359	13:02:38.774
7	1:54.843	+4.900	13:04:33.617
8	1:50.451	+0.508	13:06:24.068
9	1:51.321	+1.378	13:08:15.389
10	1:50.207	+0.264	13:10:05.596
11	1:52.652	+2.709	13:11:58.248
12	1:50.718	+0.775	13:13:48.966
13	1:59.729	+9.786	13:15:48.695
14	2:01.714	+11.771	13:17:50.409
15	2:08.331	+18.388	13:19:58.740

(12) SOLANELLES SOLANS, DAVID

1	2:10.233	+9.328	12:51:29.843
2	2:00.905		12:53:30.748

Lap	Lap Tm	Diff	Time of Day
3	2:02.009	+1.104	12:55:32.757
4	2:07.146	+6.241	12:57:39.903
5	2:03.684	+2.779	12:59:43.587
6	2:04.823	+3.918	13:01:48.410
7	2:03.118	+2.213	13:03:51.528
8	2:08.024	+7.119	13:05:59.552
9	2:04.252	+3.347	13:08:03.804
10	2:08.775	+7.870	13:10:12.579
11	2:10.497	+9.592	13:12:23.076
12	2:06.932	+6.027	13:14:30.008
13	2:07.036	+6.131	13:16:37.044
14	2:10.773	+9.868	13:18:47.817

(95) EXPOSITO RUIZ, ANTONIO

1	2:24.056	+20.562	12:51:44.096
2	2:09.788	+6.294	12:53:53.884
3	2:09.854	+6.360	12:56:03.738
4	2:07.272	+3.778	12:58:11.010
5	2:03.494		13:00:14.504
6	2:06.953	+3.459	13:02:21.457
7	2:06.386	+2.892	13:04:27.843
8	2:06.994	+3.500	13:06:34.837
9	2:05.745	+2.251	13:08:40.582
10	2:06.930	+3.436	13:10:47.512
11	2:06.715	+3.221	13:12:54.227
12	2:08.016	+4.522	13:15:02.243
13	2:05.469	+1.975	13:17:07.712
14	2:06.387	+2.893	13:19:14.099

(976) NAVARRO SOLER, DAVID

1	3:06.683	+52.028	12:52:27.232
2	4:09.374	+1:54.719	12:56:36.606
3	2:14.655		12:58:51.261

(72) DOÑATE LOZANO, PAU

1	2:33.884		12:51:53.400
---	-----------------	--	--------------

(85) BAENA PULIDO, DANIEL

1	2:39.907		12:51:59.681
---	-----------------	--	--------------

Camp.Catalunya Motocròs. Pons-19

MX Elit - MX 1

Circuit El Bosquet 1,350 km

FINALS MX ELIT - MX1

Posició	Nº	Nombre	Total puntos	1a	2a	Llicencia	Club
MX 1							
1	42	MAJO BOTER, PAU	50	25	25	144627-B	MC. Segre
2	581	RODRIGUEZ BELLA, RUBEN	40	20	20	144199-GI	MC Gas a la Burra
3	25	OLIU ORRIOLS, ALEIX	27	16	11	144945-GI	Mc. Polea SX
4	136	PEREZ CABRERA, DAVID	26	10	16	144262-B	Gm Molins
5	57	BERNADES BORDA, JOEL	22	9	13	144152-L	
6	36	MAJO BOTER, EUGENI	22	13	9	144628-B	MC. Segre
7	23	MAÑES TENA, JOAQUIM	17	7	10	144931-B	Mc Esplugues
8	12	SOLANELLES SOLANS, DAVID	13	5	8	144679-L	SIP SPORT
9	95	EXPOSITO RUIZ, ANTONIO	13	6	7	144084-B	MC. Segre
10	85	BAENA PULIDO, DANIEL	11	11	0	144272-B	Mc Fonollosa
11	976	NAVARRO SOLER, DAVID	8	8	0	145752-B	Amc Martorelles
12	121	BARRAGAN RODRIGUEZ, EDGAR	0	0	0	145595-B	Mc Foc i Fuego
MX Elit							
1	20	MARTINEZ RUIZ, JOSE LUIS	50	25	25	144235-B	MC. Segre
2	50	OLIVA GALERA, CRISTIAN	36	16	20	144471-T	
3	49	MATARO VILAR, FRANCESC	36	20	16	144107-B	Mc B.Bergueda
4	41	SALAVEDRA PONT, GERARD	26	13	13	144209-GI	Mc St.Hilari
5	358	OLLE CASANOVAS, ALEIX	21	10	11	144305-B	Mc. Polea SX
6	27	DIAZ LOPEZ, ALEIX	19	9	10	144075-B	MC. Segre
7	89	SERRA CASTAÑE, RAMON	17	8	9	144569-B	Mc B.Bergueda
8	72	DOÑATE LOZANO, PAU	11	11	0	144379-B	MC Roquetes

Camp.Catalunya Motocròs. Ponts-19

Clasificado por mejor tiempo de vuelta

MX2 - MXSots 18 4T

Circuit El Bosquet 1,350 km

Entr Conometrats

19/05/2013 09:30

Pràctica (30:00 Tiempo) iniciado a 9:34:05

Pos.	Nº	Nom	Moto	Voltes	Millor Tm	En Volta	Dif. resp. 1º	PEC	Categ
1	51	CASTRO ORTEGA, SERGIO	SUZUKI	17	1:36.613	14		1	MX Sots 18 4T
2	77	ARJONILLA VIÑAS, ALBERT		17	1:37.239	13	0.626	2	MX Sots 18 4T
3	7	BUSSOT FERRER, NIL	KAWASAKI	17	1:37.368	14	0.755	1	MX 2
4	21	NOGUERA HIDALGO, JOAN	YAMAHA	16	1:38.076	13	1.463	3	MX Sots 18 4T
5	24	UBACH SALA, SIMEO	KTM	18	1:38.191	15	1.578	2	MX 2
6	11	ARNAU DE VERA, FERRAN	SUZUKI	17	1:38.635	7	2.022	4	MX Sots 18 4T
7	16	SANS SORIA, MARC	KTM	15	1:39.292	12	2.679	3	MX 2
8	98	OLIVA HERMS, ORIOL	SUZUKI	17	1:40.019	11	3.406	4	MX 2
9	12	CASAS CERVERA, ORIOL	YAMAHA	17	1:40.235	13	3.622	5	MX Sots 18 4T
10	95	FERRER ENRIQUEZ, BIEL	KAWASAKI	16	1:43.428	10	6.815	6	MX Sots 18 4T
11	40	DAUDEN SERRA, JOSE LUIS	KAWASAKI	16	1:44.540	14	7.927	5	MX 2
12	25	ALTES BALLESTEROS, JOAN	KAWASAKI	14	1:44.900	9	8.287	6	MX 2
13	34	VERDU SANCHEZ, JOAN	SUZUKI	13	1:44.992	10	8.379	7	MX Sots 18 4T
14	91	SERENA ROMERO, JORDI	SUZUKI	14	1:45.200	9	8.587	8	MX Sots 18 4T
15	102	PERIS MARTI, ORIOL	KAWASAKI	13	1:45.924	11	9.311	9	MX Sots 18 4T
16	121	GARCIA CAÑAS, MICHEL	KTM	13	1:46.859	5	10.246	7	MX 2
17	23	MUÑOZ DE LA PEÑA, JUAN	KTM	14	1:48.276	12	11.663	8	MX 2
18	5	BENET LLAGOSTERA, POL	KTM	13	1:48.409	6	11.796	10	MX Sots 18 4T
19	17	GARRALON LORITE, DANIEL	KAWASAKI	12	1:48.666	4	12.053	11	MX Sots 18 4T

Camp.Catalunya Motocròs. Pons-19

Clasificado por vueltas

MX2 - MX2 Sots 18 4T

Circuit El Bosquet 1,350 km

1a Cursa

19/05/2013 11:20

Carrera (25:00 y 2 Vueltas) iniciado a 11:16:39

sición	Nº	Nombre	Moto	Vueltas	Total T°	Mejor Tm	En Vuelta	PEC	Categ
1	51	CASTRO ORTEGA, SERGIO	SUZUKI	18	30:03.482	1:38.357	5	1	MX Sots 18 4T
2	7	BUSSOT FERRER, NIL	KAWASAKI	18	30:15.428	1:38.696	4	1	MX 2
3	77	ARJONILLA VIÑAS, ALBERT	SIN MARCA	18	30:30.382	1:39.786	4	2	MX Sots 18 4T
4	24	UBACH SALA, SIMEO	KTM	18	30:33.166	1:40.208	6	2	MX 2
5	16	SANS SORIA, MARC	KTM	18	30:36.223	1:40.280	18	3	MX 2
6	11	ARNAU DE VERA, FERRAN	SUZUKI	18	30:54.386	1:39.839	5	3	MX Sots 18 4T
7	21	NOGUERA HIDALGO, JOAN	YAMAHA	18	31:00.345	1:41.880	14	4	MX Sots 18 4T
8	98	OLIVA HERMS, ORIOL	SUZUKI	18	31:01.613	1:41.849	5	4	MX 2
9	12	CASAS CERVERA, ORIOL	YAMAHA	17	30:15.841	1:43.485	16	5	MX Sots 18 4T
10	40	DAUDEN SERRA, JOSE LUIS	KAWASAKI	17	31:09.894	1:46.899	5	5	MX 2
11	91	SERENA ROMERO, JORDI	SUZUKI	17	31:11.644	1:46.789	3	6	MX Sots 18 4T
12	95	FERRER ENRIQUEZ, BIEL	KAWASAKI	17	31:26.833	1:46.941	5	7	MX Sots 18 4T
13	121	GARCIA CAÑAS, MICHEL	KTM	17	31:45.901	1:50.215	3	6	MX 2
14	5	BENET LLAGOSTERA, POL	KTM	17	31:48.228	1:48.977	3	8	MX Sots 18 4T
15	102	PERIS MARTI, ORIOL	KAWASAKI	16	30:10.945	1:47.952	3	9	MX Sots 18 4T
16	25	ALTES BALLESTEROS, JOAN	KAWASAKI	16	30:11.255	1:50.375	3	7	MX 2
17	34	VERDU SANCHEZ, JOAN	SUZUKI	16	30:17.986	1:48.153	4	10	MX Sots 18 4T
18	23	MUÑOZ DE LA PEÑA, JUAN	KTM	16	30:27.950	1:50.286	13	8	MX 2
19	17	GARRALON LORITE, DANIEL	KAWASAKI	15	30:10.226	1:54.383	4	11	MX Sots 18 4T

Margin of Victory	Avg. Speed	Best Lap Tm	Best Spd	Best Lap by
11.946	48,506	1:38.357	49,412	51 - CASTRO ORTEGA, SERGIO

Jefe de cronometraje Nando Ribé

Orbits

Director de Carrera



SEGUROS
Ges

www.mylaps.com

Licenciado a: Nando.Crono

Camp.Catalunya Motocròs. Ponts-19

Vuelta a vuelta

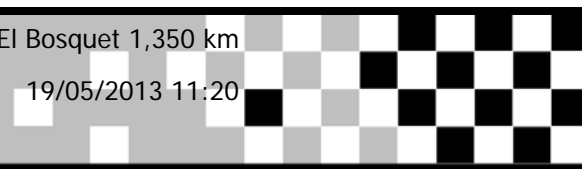
MX2 - MX2 Sots 18 4T

Circuit El Bosquet 1,350 km

1a Cursa

19/05/2013 11:20

Carrera (25:00 y 2 Vueltas) iniciado a 11:16:39



Competidores	Vueltas																		
	0	1	2	3	4	5	6	7	8	9	10	11	12	13	14	15	16	17	18
CASTRO ORTEGA, SERGIO (51)	1	51	51	51	51	51	51	51	51	51	51	51	51	51	51	51	51	51	51
ARJONILLA VIÑAS, ALBERT (77)	2	77	77	77	7	7	7	7	7	7	7	7	7	7	7	7	7	7	7
BUSSOT FERRER, NIL (7)	3	7	7	7	77	77	77	77	77	77	77	77	77	77	77	77	77	77	77
ARNAU DE VERA, FERRAN (11)	4	11	24	24	24	24	24	24	24	24	24	24	24	24	24	24	24	24	24
CASAS CERVERA, ORIOL (12)	5	12	11	11	11	11	11	11	11	11	16	16	16	16	16	16	16	16	16
UBACH SALA, SIMEO (24)	6	24	98	98	16	16	16	16	16	16	11	11	11	11	11	11	11	11	11
SANS SORIA, MARC (16)	7	16	16	16	98	98	98	98	98	98	98	98	98	98	98	98	21	21	21
DAUDEN SERRA, JOSE LUIS (40)	8	40	21	21	21	21	21	21	21	21	21	21	21	21	21	21	98	98	98
OLIVA HERMS, ORIOL (98)	9	98	12	91	91	91	91	91	12	12	12	12	12	12	12	12	12	12	12
NOGUERA HIDALGO, JOAN (21)	10	21	34	95	95	34	40	40	12	91	91	91	91	91	91	91	91	40	40
PERIS MARTI, ORIOL (102)	11	102	91	34	34	40	34	12	40	40	40	40	40	40	40	40	40	91	91
FERRER ENRIQUEZ, BIEL (95)	12	95	95	40	40	12	12	34	34	34	34	34	95	95	95	95	95	95	95
GARRALON LORITE, DANIEL (17)	13	17	25	25	102	102	102	102	102	95	95	5	5	5	121	121	121	121	121
VERDU SANCHEZ, JOAN (34)	14	34	40	102	25	25	25	25	5	5	5	5	25	121	121	5	5	5	5
SERENA ROMERO, JORDI (91)	15	91	5	5	12	5	5	5	95	95	102	102	121	25	25	25	102	102	102
ALTES BALLESTEROS, JOAN (25)	16	25	102	12	5	121	95	95	25	25	25	25	102	102	102	102	25	25	25
BENET LLAGOSTERA, POL (5)	17	5	17	121	121	95	121	121	121	121	121	121	34	34	34	34	34	34	34
GARCIA CAÑAS, MICHEL (121)	18	121	121	17	17	17	17	23	23	23	23	23	23	23	23	23	23	23	23
MUÑOZ DE LA PEÑA, JUAN (23)	19	23	23	23	23	23	17	17	17	17	17	17	17	17	17	17	17	17	17

Camp.Catalunya Motocròs. Ponts-19

MX2 - MX2 Sots 18 4T

Circuit El Bosquet 1,350 km

1a Cursa

19/05/2013 11:20

Carrera (25:00 y 2 Vueltas) iniciado a 11:16:39

Lap	Lap Tm	Diff	Time of Day
(91) SERENA ROMERO, JORDI			
1	1:51.021	+4.232	11:18:35.036
2	1:47.543	+0.754	11:20:22.579
3	1:46.789		11:22:09.368
4	1:47.026	+0.237	11:23:56.394
5	1:47.752	+0.963	11:25:44.146
6	1:51.550	+4.761	11:27:35.696
7	1:49.909	+3.120	11:29:25.605
8	1:50.473	+3.684	11:31:16.078
9	1:49.104	+2.315	11:33:05.182
10	1:49.334	+2.545	11:34:54.516
11	1:50.666	+3.877	11:36:45.182
12	1:50.032	+3.243	11:38:35.214
13	1:52.445	+5.656	11:40:27.659
14	1:50.593	+3.804	11:42:18.252
15	1:50.898	+4.109	11:44:09.150
16	1:51.718	+4.929	11:46:00.868
17	1:50.651	+3.862	11:47:51.519

Lap	Lap Tm	Diff	Time of Day
(95) FERRER ENRIQUEZ, BIEL			
1	1:52.142	+5.201	11:18:36.030
2	1:47.791	+0.850	11:20:23.821
3	1:48.912	+1.971	11:22:12.733
4	2:06.740	+19.799	11:24:19.473
5	1:46.941		11:26:06.414
6	1:49.545	+2.604	11:27:55.959
7	1:49.844	+2.903	11:29:45.803
8	1:50.717	+3.776	11:31:36.520
9	1:50.890	+3.949	11:33:27.410
10	1:50.361	+3.420	11:35:17.771
11	1:50.547	+3.606	11:37:08.318
12	1:50.737	+3.796	11:38:59.055
13	1:47.907	+0.966	11:40:46.962
14	1:48.869	+1.928	11:42:35.831
15	1:49.479	+2.538	11:44:25.310
16	1:50.589	+3.648	11:46:15.899
17	1:50.809	+3.868	11:48:06.708

Lap	Lap Tm	Diff	Time of Day
(121) GARCIA CAÑAS, MICHEL			
1	1:57.844	+7.629	11:18:42.412
2	1:51.656	+1.441	11:20:34.068
3	1:50.215		11:22:24.283
4	1:52.906	+2.691	11:24:17.189
5	1:52.204	+1.989	11:26:09.393
6	1:51.325	+1.110	11:28:00.718
7	1:51.155	+0.940	11:29:51.873
8	1:51.458	+1.243	11:31:43.331
9	1:50.790	+0.575	11:33:34.121
10	1:52.037	+1.822	11:35:26.158
11	1:52.555	+2.340	11:37:18.713
12	1:50.266	+0.051	11:39:08.979
13	1:50.437	+0.222	11:40:59.416
14	1:51.057	+0.842	11:42:50.473
15	1:50.398	+0.183	11:44:40.871
16	1:52.526	+2.311	11:46:33.397
17	1:52.379	+2.164	11:48:25.776

Lap	Lap Tm	Diff	Time of Day
(5) BENET LLAGOSTERA, POL			
1	1:55.332	+6.355	11:18:39.603
2	1:51.128	+2.151	11:20:30.731
3	1:48.977		11:22:19.708
4	1:50.815	+1.838	11:24:10.523
5	1:50.984	+2.007	11:26:01.507
6	1:51.618	+2.641	11:27:53.125
7	1:50.162	+1.185	11:29:43.287

Lap	Lap Tm	Diff	Time of Day
8	1:51.911	+2.934	11:31:35.198
9	1:52.324	+3.347	11:33:27.522
10	1:53.305	+4.328	11:35:20.827
11	1:52.109	+3.132	11:37:12.936
12	1:51.412	+2.435	11:39:04.348
13	1:53.422	+4.445	11:40:57.770
14	1:53.617	+4.640	11:42:51.387
15	1:52.918	+3.941	11:44:44.305
16	1:52.843	+3.866	11:46:37.148
17	1:50.955	+1.978	11:48:28.103

Lap	Lap Tm	Diff	Time of Day
(102) PERIS MARTI, ORIOL			
1	1:56.217	+8.265	11:18:40.089
2	1:49.671	+1.719	11:20:29.760
3	1:47.952		11:22:17.712
4	1:49.267	+1.315	11:24:06.979
5	1:50.003	+2.051	11:25:56.982
6	1:51.314	+3.362	11:27:48.296
7	1:53.387	+5.435	11:29:41.683
8	1:53.093	+5.141	11:31:34.776
9	1:55.212	+7.260	11:33:29.988
10	1:55.015	+7.063	11:35:25.003
11	1:55.163	+7.211	11:37:20.166
12	1:53.904	+5.952	11:39:14.070
13	1:53.691	+5.739	11:41:07.761
14	1:53.507	+5.555	11:43:01.268
15	1:53.904	+5.952	11:44:55.172
16	1:55.648	+7.696	11:46:50.820

Lap	Lap Tm	Diff	Time of Day
(25) ALTES BALLESTEROS, JOAN			
1	1:54.174	+3.799	11:18:38.235
2	1:50.379	+0.004	11:20:28.614
3	1:50.375		11:22:18.989
4	1:50.602	+0.227	11:24:09.591
5	1:51.233	+0.858	11:26:00.824
6	1:51.967	+1.592	11:27:52.791
7	1:53.243	+2.868	11:29:46.034
8	1:53.548	+3.173	11:31:39.582
9	1:52.627	+2.252	11:33:32.209
10	1:52.939	+2.564	11:35:25.148
11	1:52.675	+2.300	11:37:17.823
12	1:54.562	+4.187	11:39:12.385
13	1:53.891	+3.516	11:41:06.276
14	1:54.666	+4.291	11:43:00.942
15	1:54.487	+4.112	11:44:55.429
16	1:55.701	+5.326	11:46:51.130

Lap	Lap Tm	Diff	Time of Day
(34) VERDU SANCHEZ, JOAN			
1	1:50.111	+1.958	11:18:34.109
2	1:51.775	+3.622	11:20:25.884
3	1:49.408	+1.255	11:22:15.292
4	1:48.153		11:24:03.445
5	1:50.207	+2.054	11:25:53.652
6	1:51.143	+2.990	11:27:44.795
7	1:51.481	+3.328	11:29:36.276
8	1:52.737	+4.584	11:31:29.013
9	1:52.498	+4.345	11:33:21.511
10	1:53.701	+5.548	11:35:15.212
11	2:10.148	+21.995	11:37:25.360
12	1:55.380	+7.227	11:39:20.740
13	1:53.340	+5.187	11:41:14.080
14	1:53.107	+4.954	11:43:07.187
15	1:50.759	+2.606	11:44:57.946
16	1:59.915	+11.762	11:46:57.861

Lap	Lap Tm	Diff	Time of Day
(23) MUÑOZ DE LA PEÑA, JUAN			

Lap	Lap Tm	Diff	Time of Day
1	1:57.394	+7.108	11:18:42.757
2	1:53.865	+3.579	11:20:36.622
3	2:10.345	+20.059	11:22:46.967
4	1:50.749	+0.463	11:24:37.716
5	1:51.825	+1.539	11:26:29.541
6	1:52.922	+2.636	11:28:22.463
7	1:53.306	+3.020	11:30:15.769
8	1:54.546	+4.260	11:32:10.315
9	1:54.431	+4.145	11:34:04.746
10	1:50.816	+0.530	11:35:55.562
11	1:51.264	+0.978	11:37:46.826
12	1:50.851	+0.565	11:39:37.677
13	1:50.286		11:41:27.963
14	1:52.772	+2.486	11:43:20.735
15	1:54.838	+4.552	11:45:15.573
16	1:52.252	+1.966	11:47:07.825

Lap	Lap Tm	Diff	Time of Day
(17) GARRALON LORITE, DANIEL			
1	1:57.387	+3.004	11:18:41.300
2	1:55.159	+0.776	11:20:36.459
3	1:59.024	+4.641	11:22:35.483
4	1:54.383		11:24:29.866
5	1:57.920	+3.537	11:26:27.786
6	2:03.807	+9.424	11:28:31.593
7	2:04.465	+10.082	11:30:36.058
8	1:56.464	+2.081	11:32:32.522
9	2:00.000	+5.617	11:34:32.522
10	2:01.393	+7.010	11:36:33.915
11	2:02.494	+8.111	11:38:36.409
12	2:06.058	+11.675	11:40:42.467
13	2:01.684	+7.301	11:42:44.151
14	2:02.126	+7.743	11:44:46.277
15	2:03.824	+9.441	11:46:50.101

Camp.Catalunya Motocròs. Pons-19

Clasificado por vueltas

MX2 - MX2 Sots 18 4T

Circuit El Bosquet 1,350 km

2a Cursa

19/05/2013 13:30

Carrera (25:00 y 2 Vueltas) iniciado a 13:22:04

sición	Nº	Nombre	Moto	Vueltas	Total T°	Mejor Tm	En Vuelta	PEC	Categ
1	51	CASTRO ORTEGA, SERGIO	SUZUKI	17	28:37.464	1:39.046	3	1	MX Sots 18 4T
2	7	BUSSOT FERRER, NIL	KAWASAKI	17	28:40.278	1:39.371	9	1	MX 2
3	77	ARJONILLA VIÑAS, ALBERT	SIN MARCA	17	28:44.152	1:39.918	5	2	MX Sots 18 4T
4	16	SANS SORIA, MARC	KTM	17	29:17.637	1:39.819	14	2	MX 2
5	24	UBACH SALA, SIMEO	KTM	17	29:22.126	1:41.587	7	3	MX 2
6	11	ARNAU DE VERA, FERRAN	SUZUKI	17	29:24.532	1:41.803	6	3	MX Sots 18 4T
7	21	NOGUERA HIDALGO, JOAN	YAMAHA	17	29:41.625	1:42.631	7	4	MX Sots 18 4T
8	98	OLIVA HERMS, ORIOL	SUZUKI	17	29:46.857	1:42.702	12	4	MX 2
9	12	CASAS CERVERA, ORIOL	YAMAHA	17	29:47.531	1:42.524	17	5	MX Sots 18 4T
10	95	FERRER ENRIQUEZ, BIEL	KAWASAKI	16	29:15.549	1:46.517	6	6	MX Sots 18 4T
11	40	DAUDEN SERRA, JOSE LUIS	KAWASAKI	16	29:38.691	1:48.967	8	5	MX 2
12	91	SERENA ROMERO, JORDI	SUZUKI	16	29:53.184	1:49.706	6	7	MX Sots 18 4T
13	34	VERDU SANCHEZ, JOAN	SUZUKI	16	30:05.495	1:50.588	2	8	MX Sots 18 4T
14	5	BENET LLAGOSTERA, POL	KTM	16	30:09.941	1:50.410	2	9	MX Sots 18 4T
15	25	ALTES BALLESTEROS, JOAN	KAWASAKI	16	30:13.936	1:50.845	3	6	MX 2
16	121	GARCIA CAÑAS, MICHEL	KTM	16	30:14.828	1:50.610	5	7	MX 2
17	23	MUÑOZ DE LA PEÑA, JUAN	KTM	15	29:05.441	1:50.845	3	8	MX 2
18	17	GARRALON LORITE, DANIEL	KAWASAKI	15	30:19.349	1:55.289	2	10	MX Sots 18 4T

No clasificado (75% = 13 Vueltas)

NT	102	PERIS MARTI, ORIOL	KAWASAKI	11	22:22.802	1:49.117	2	NT	MX Sots 18 4T
----	-----	--------------------	----------	----	-----------	----------	---	----	---------------

Margin of Victory	Avg. Speed	Best Lap Tm	Best Spd	Best Lap by
2.814	48,106	1:39.046	49,068	51 - CASTRO ORTEGA, SERGIO

Jefe de cronometraje Nando Ribé

Orbits

Director de Carrera



SEGUROS
Ges

www.mylaps.com

Licenciado a: Nando.Crono

Camp.Catalunya Motocròs. Ponts-19

Vuelta a vuelta

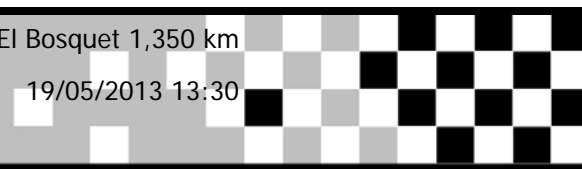
MX2 - MX2 Sots 18 4T

Circuit El Bosquet 1,350 km

2a Cursa

19/05/2013 13:30

Carrera (25:00 y 2 Vueltas) iniciado a 13:22:04



Competidores		Vueltas																	
		0	1	2	3	4	5	6	7	8	9	10	11	12	13	14	15	16	17
CASTRO ORTEGA, SERGIO (51)	1	51	51	51	51	51	51	51	51	51	51	51	51	51	51	51	51	51	51
ARJONILLA VIÑAS, ALBERT (77)	2	77	77	77	77	77	77	77	7	7	7	7	7	7	7	7	7	7	7
UBACH SALA, SIMEO (24)	3	24	7	7	7	7	7	7	77	77	77	77	77	77	77	77	77	77	77
BUSSOT FERRER, NIL (7)	4	7	11	11	11	16	16	16	16	16	16	16	16	16	16	16	16	16	16
ARNAU DE VERA, FERRAN (11)	5	11	16	16	16	11	11	11	11	11	11	11	11	11	11	11	11	24	24
OLIVA HERMS, ORIOL (98)	6	98	24	24	24	24	24	24	24	24	24	24	24	24	24	24	24	11	11
PERIS MARTI, ORIOL (102)	7	102	21	21	21	21	21	21	21	21	21	21	21	21	21	21	21	21	21
FERRER ENRIQUEZ, BIEL (95)	8	95	95	95	95	95	95	12	12	12	98	98	98	98	98	98	98	98	98
BENET LLAGOSTERA, POL (5)	9	5	102	102	12	12	12	95	98	98	12	12	12	12	12	12	12	12	12
NOGUERA HIDALGO, JOAN (21)	10	21	25	12	98	98	98	98	95	95	95	95	95	95	95	95	95	95	95
SANS SORIA, MARC (16)	11	16	12	25	102	102	5	5	40	40	40	40	40	40	40	40	40	40	40
CASAS CERVERA, ORIOL (12)	12	12	5	5	25	5	40	40	5	91	91	34	91	91	91	91	91	91	91
SERENA ROMERO, JORDI (91)	13	91	40	40	5	40	25	91	91	5	34	91	34	34	34	34	34	34	34
DAUDEN SERRA, JOSE LUIS (40)	14	40	34	98	40	25	91	25	34	34	5	5	5	5	5	5	5	5	5
GARRALON LORITE, DANIEL (17)	15	17	17	34	34	34	34	34	25	25	25	25	25	25	25	25	25	25	25
GARCIA CAÑAS, MICHEL (121)	16	121	98	91	91	91	121	121	121	121	121	121	121	121	121	121	121	121	121
VERDU SANCHEZ, JOAN (34)	17	34	91	17	23	23	23	23	23	23	23	23	23	23	23	23	23	23	23
ALTES BALLESTEROS, JOAN (25)	18	25	23	23	121	121	17	102	102	102	102	102	102	17	17	17	17	17	17
MUÑOZ DE LA PEÑA, JUAN (23)	19	23	121	121	17	17	102	17	17	17	17	17	17	17	17	17	17	17	102

Camp.Catalunya Motocròs. Ponts-19

MX2 - MX2 Sots 18 4T

Circuit El Bosquet 1,350 km

2a Cursa

19/05/2013 13:30

Carrera (25:00 y 2 Vueltas) iniciado a 13:22:04

Lap	Lap Tm	Diff	Time of Day
8	1:48.967		13:36:58.146
9	1:50.451	+1.484	13:38:48.597
10	1:54.883	+5.916	13:40:43.480
11	1:50.312	+1.345	13:42:33.792
12	1:49.410	+0.443	13:44:23.202
13	1:49.414	+0.447	13:46:12.616
14	1:51.597	+2.630	13:48:04.213
15	1:49.315	+0.348	13:49:53.528
16	1:49.393	+0.426	13:51:42.921

(91) SERENA ROMERO, JORDI

1	1:59.347	+9.641	13:24:07.706
2	1:50.366	+0.660	13:25:58.072
3	1:50.042	+0.336	13:27:48.114
4	1:51.850	+2.144	13:29:39.964
5	1:51.352	+1.646	13:31:31.316
6	1:49.706		13:33:21.022
7	1:51.753	+2.047	13:35:12.775
8	1:50.123	+0.417	13:37:02.898
9	1:52.318	+2.612	13:38:55.216
10	1:55.115	+5.409	13:40:50.331
11	1:50.805	+1.099	13:42:41.136
12	1:51.029	+1.323	13:44:32.165
13	1:50.147	+0.441	13:46:22.312
14	1:50.890	+1.184	13:48:13.202
15	1:50.430	+0.724	13:50:03.632
16	1:53.782	+4.076	13:51:57.414

(34) VERDU SANCHEZ, JOAN

1	1:56.436	+5.848	13:24:05.202
2	1:50.588		13:25:55.790
3	1:50.861	+0.273	13:27:46.651
4	1:52.371	+1.783	13:29:39.022
5	1:53.272	+2.684	13:31:32.294
6	1:51.924	+1.336	13:33:24.218
7	1:50.876	+0.288	13:35:15.094
8	1:50.863	+0.275	13:37:05.957
9	1:52.384	+1.796	13:38:58.341
10	1:51.573	+0.985	13:40:49.914
11	1:52.500	+1.912	13:42:42.414
12	1:55.268	+4.680	13:44:37.682
13	1:52.873	+2.285	13:46:30.555
14	1:52.317	+1.729	13:48:22.872
15	1:51.321	+0.733	13:50:14.193
16	1:55.532	+4.944	13:52:09.725

(5) BENET LLAGOSTERA, POL

1	1:54.653	+4.243	13:24:02.892
2	1:50.410		13:25:53.302
3	1:50.637	+0.227	13:27:43.939
4	1:50.947	+0.537	13:29:34.886
5	1:53.072	+2.662	13:31:27.958
6	1:51.132	+0.722	13:33:19.090
7	1:52.749	+2.339	13:35:11.839
8	1:53.354	+2.944	13:37:05.193
9	1:54.769	+4.359	13:38:59.962
10	1:53.835	+3.425	13:40:53.797
11	1:56.820	+6.410	13:42:50.617
12	1:51.231	+0.821	13:44:41.848
13	1:51.950	+1.540	13:46:33.798
14	1:54.463	+4.053	13:48:28.261
15	1:53.483	+3.073	13:50:21.744
16	1:52.427	+2.017	13:52:14.171

(25) ALTES BALLESTEROS, JOAN

1	1:52.770	+1.925	13:24:01.578
---	----------	--------	--------------

Lap	Lap Tm	Diff	Time of Day
2	1:51.137	+0.292	13:25:52.715
3	1:50.845		13:27:43.560
4	1:53.986	+3.141	13:29:37.546
5	1:53.180	+2.335	13:31:30.726
6	1:53.113	+2.268	13:33:23.839
7	1:53.939	+3.094	13:35:17.778
8	1:54.554	+3.709	13:37:12.332
9	1:54.604	+3.759	13:39:06.936
10	1:52.736	+1.891	13:40:59.672
11	1:53.809	+2.964	13:42:53.481
12	1:51.749	+0.904	13:44:45.230
13	1:54.389	+3.544	13:46:39.619
14	1:53.182	+2.337	13:48:32.801
15	1:52.324	+1.479	13:50:25.125
16	1:53.041	+2.196	13:52:18.166

(121) GARCIA CAÑAS, MICHEL

1	2:00.762	+10.152	13:24:09.525
2	1:53.476	+2.866	13:26:03.001
3	1:52.131	+1.521	13:27:55.132
4	1:50.918	+0.308	13:29:46.050
5	1:50.610		13:31:36.660
6	1:52.011	+1.401	13:33:28.671
7	1:51.180	+0.570	13:35:19.851
8	1:53.735	+3.125	13:37:13.586
9	1:55.158	+4.548	13:39:08.744
10	1:54.744	+4.134	13:41:03.488
11	1:53.534	+2.924	13:42:57.022
12	1:52.635	+2.025	13:44:49.657
13	1:53.767	+3.157	13:46:43.424
14	1:51.245	+0.635	13:48:34.669
15	1:51.332	+0.722	13:50:26.001
16	1:53.057	+2.447	13:52:19.058

(23) MUÑOZ DE LA PEÑA, JUAN

1	2:00.021	+9.176	13:24:08.889
2	1:53.836	+2.991	13:26:02.725
3	1:50.845		13:27:53.570
4	1:51.861	+1.016	13:29:45.431
5	2:02.587	+11.742	13:31:48.018
6	1:53.051	+2.206	13:33:41.069
7	1:55.499	+4.654	13:35:36.568
8	1:56.529	+5.684	13:37:33.097
9	1:57.328	+6.483	13:39:30.425
10	1:54.610	+3.765	13:41:25.035
11	1:56.914	+6.069	13:43:21.949
12	1:54.021	+3.176	13:45:15.970
13	1:54.411	+3.566	13:47:10.381
14	2:01.401	+10.556	13:49:11.782
15	1:57.889	+7.044	13:51:09.671

(17) GARRALON LORITE, DANIEL

1	1:58.096	+2.807	13:24:06.566
2	1:55.289		13:26:01.855
3	1:57.950	+2.661	13:27:59.805
4	1:59.732	+4.443	13:29:59.537
5	1:59.755	+4.466	13:31:59.292
6	2:05.317	+10.028	13:34:04.609
7	2:02.117	+6.828	13:36:06.726
8	2:03.033	+7.744	13:38:09.759
9	2:01.928	+6.639	13:40:11.687
10	1:59.595	+4.306	13:42:11.282
11	2:04.235	+8.946	13:44:15.517
12	2:00.926	+5.637	13:46:16.443
13	2:04.434	+9.145	13:48:20.877
14	2:02.232	+6.943	13:50:23.109

Lap	Lap Tm	Diff	Time of Day
15	2:00.470	+5.181	13:52:23.579
(102) PERIS MARTI, ORIOL			
1	1:53.319	+4.202	13:24:01.509
2	1:49.117		13:25:50.626
3	1:52.122	+3.005	13:27:42.748
4	1:50.486	+1.369	13:29:33.234
5	2:36.068	+46.951	13:32:09.302
6	1:55.197	+6.080	13:34:04.499
7	1:56.906	+7.789	13:36:01.405
8	1:58.547	+9.430	13:37:59.952
9	1:59.564	+10.447	13:39:59.516
10	1:56.540	+7.423	13:41:56.056
11	2:30.976	+41.859	13:44:27.032

Camp.Catalunya Motocròs. Pons-19

MX2 - MX2 Sots 18 4T

Circuit El Bosquet 1,350 km

FINAL MX2 SOTS 18 4T

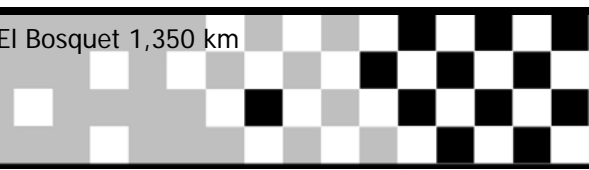
Posició	Nº	Nombre	Total puntos	1a	2a	Llicencia	Club
1	51	CASTRO ORTEGA, SERGIO	50	25	25	144157-L	
2	77	ARJONILLA VIÑAS, ALBERT	40	20	20	144072-B	MC. Segre
3	11	ARNAU DE VERA, FERRAN	32	16	16	144208-GI	Mc C. Empúries
4	21	NOGUERA HIDALGO, JOAN	26	13	13	144085-B	Mc B.Bergueda
5	12	CASAS CERVERA, ORIOL	22	11	11	144347-B	
6	95	FERRER ENRIQUEZ, BIEL	19	9	10	144617-B	Mc Sitges
7	91	SERENA ROMERO, JORDI	19	10	9	144092-B	Mc B.Bergueda
8	5	BENET LLAGOSTERA, POL	15	8	7	144554-B	P.M.B.
9	34	VERDU SANCHEZ, JOAN	14	6	8	11724-AN	Mc. Pirineu
10	17	GARRALON LORITE, DANIEL	11	5	6	144293-L	MC. Segre
11	102	PERIS MARTI, ORIOL	7	7	0	144480-B	Mc B.Bergueda

Camp.Catalunya Motocròs. Pons-19

MX2 - MX2 Sots 18 4T

Circuit El Bosquet 1,350 km

FINAL MX2



Posició	Nº	Nombre	Total puntos	1a	2a	Llicencia	Club
1	51	CASTRO ORTEGA, SERGIO	50	25	25	144157-L	
2	7	BUSSOT FERRER, NIL	40	20	20	144643-GI	Mc. Polea SX
3	77	ARJONILLA VIÑAS, ALBERT	32	16	16	144072-B	MC. Segre
4	16	SANS SORIA, MARC	24	11	13	144192-T	Mc Miramar
5	24	UBACH SALA, SIMEO	24	13	11	144066-B	Mc B.Bergueda
6	11	ARNAU DE VERA, FERRAN	20	10	10	144208-GI	Mc C. Empúries
7	21	NOGUERA HIDALGO, JOAN	18	9	9	144085-B	Mc B.Bergueda
8	98	OLIVA HERMS, ORIOL	16	8	8	144080-B	Mc B.Bergueda
9	12	CASAS CERVERA, ORIOL	14	7	7	144347-B	
10	40	DAUDEN SERRA, JOSE LUIS	11	6	5	144265-T	Mc Amposta
11	95	FERRER ENRIQUEZ, BIEL	10	4	6	144617-B	Mc Sitges
12	91	SERENA ROMERO, JORDI	9	5	4	144092-B	Mc B.Bergueda
13	34	VERDU SANCHEZ, JOAN	4	1	3	11724-AN	Mc. Pirineu
14	121	GARCIA CAÑAS, MICHEL	4	3	1	52235-TE	Mc. Villa de Utrillas
15	5	BENET LLAGOSTERA, POL	4	2	2	144554-B	P.M.B.
16	25	ALTES BALLESTEROS, JOAN	2	1	1	144641-B	Mc B.Bergueda
17	23	MUÑOZ DE LA PEÑA, JUAN	2	1	1	52233-HU	Sinesponsor Racing
18	17	GARRALON LORITE, DANIEL	2	1	1	144293-L	MC. Segre
19	102	PERIS MARTI, ORIOL	1	1	0	144480-B	Mc B.Bergueda

Camp.Catalunya Motocròs. Ponts-19

Clasificado por mejor tiempo de vuelta

MX3

Circuit El Bosquet 1,350 km

Ent Cronometrats MX3

19/05/2013 10:10

Pràctica (25:00 Tiempo) iniciado a 10:06:40

Pos.	Nº	Nom	Moto	Voltes	Millor Tm	En Volta	Dif. resp. 1º	PEC	Categ
1	19	FONT PEREZ, JOSEP	HONDA	12	1:39.528	7		1	MX 3
2	89	BOSCH NAVES, FERRAN	HONDA	11	1:42.396	7	2.868	2	MX 3
3	98	VILALTA AGUADO, JOAN	HONDA	13	1:43.445	6	3.917	3	MX 3
4	16	RIVIERE GIRO, ALEX	HONDA	14	1:45.547	12	6.019	4	MX 3
5	99	LAS COMAS, JORDI	KAWASAKI	12	1:46.318	10	6.790	5	MX 3
6	72	DAVINS CAZORLA, ANGEL	HONDA	13	1:46.563	9	7.035	6	MX 3
7	80	CARDONA LOPEZ, NESTOR	KTM	14	1:47.275	7	7.747	7	MX 3
8	194	MARTINEZ GARCIA, RAUL	BOTTPower	13	1:47.573	12	8.045	8	MX 3
9	22	PALLARES ENRICH, SERGI	HONDA	14	1:47.737	11	8.209	9	MX 3
10	44	RIBELLES LUQUE, JOAN RAMON	HONDA	12	1:48.047	7	8.519	10	MX 3
11	30	MOTJE JUANMIQUEL, IGNASI	HONDA	13	1:48.352	10	8.824	11	MX 3
12	8	REGAS GREGORI, JUAN	HONDA	13	1:48.654	13	9.126	12	MX 3
13	17	CEBALLOS NUÑEZ, CARLOS	HONDA	11	1:48.863	3	9.335	13	MX 3
14	73	COLETAS RIAL, JORDI	KTM	11	1:49.436	9	9.908	14	MX 3
15	77	CAPDEVILA ALSINA, JOSEP	YAMAHA	12	1:49.555	6	10.027	15	MX 3
16	47	BADILELLA POCA, PAU	HONDA	13	1:49.718	11	10.190	16	MX 3
17	34	LOPEZ SANCHEZ, JOAN	SUZUKI	12	1:50.099	8	10.571	17	MX 3
18	82	GAYOLA SUBIROS, ALBERT	SUZUKI	14	1:52.105	4	12.577	18	MX 3
19	111	SALAMO PUIGDEMONT, JORDI	SUZUKI	12	1:53.277	9	13.749	19	MX 3
20	177	SABATA MIRAMUNT, DANIEL	KAWASAKI	14	1:53.402	9	13.874	20	MX 3
21	46	FARRES LOPEZ, XAVIER	YAMAHA	12	1:53.871	3	14.343	21	MX 3
22	36	SALAMO COLOMER, DAVID	HONDA	13	1:54.984	4	15.456	22	MX 3
23	15	PIERA SOLE, LLUIS	KAWASAKI	12	1:56.046	10	16.518	23	MX 3
24	88	GUILLEN TURON, JOAN CARLES	HONDA	12	1:56.057	9	16.529	24	MX 3
25	39	ANGRILL VILANA, JORDI	KTM	8	1:56.924	6	17.396	25	MX 3
26	35	SOLE HUGUET, EDGAR	SUZUKI	11	1:57.731	3	18.203	26	MX 3
27	83	REYES MARTINEZ, PEDRO	KAWASAKI	13	1:57.839	5	18.311	27	MX 3
28	78	COMAJUNCOSAS, MATEU	SUZUKI	13	1:58.840	6	19.312	28	MX 3
29	38	MAGDALENO MIQUEL, DANIEL	YAMAHA	11	1:59.299	8	19.771	29	MX 3
30	42	LLOBET PARIS, RAMON	KTM	13	2:01.982	7	22.454	30	MX 3
31	27	BUSCA CATALA, LLUC	SUZUKI	11	2:03.400	11	23.872	31	MX 3
32	37	ESTRADA SEBASTIA, JAVIER	KTM	8	2:03.750	4	24.222	32	MX 3

Camp.Catalunya Motocròs. Ponts-19

Clasificado por vueltas

MX3

Circuit El Bosquet 1,350 km

1a Cursa

19/05/2013 11:55

Carrera (20:00 y 2 Vueltas) iniciado a 11:49:35

sición	N°	Nombre	Moto	Vueltas	Total T°	Mejor Tm	En Vuelta	PEC	Categ
1	19	FONT PEREZ, JOSEP	HONDA	14	24:24.133	1:41.357	3	1	MX 3
2	98	VILALTA AGUADO, JOAN	HONDA	14	24:45.844	1:42.727	2	2	MX 3
3	89	BOSCH NAVES, FERRAN	HONDA	14	25:12.824	1:45.237	1	3	MX 3
4	80	CARDONA LOPEZ, NESTOR	KTM	14	25:29.009	1:47.486	6	4	MX 3
5	72	DAVINS CAZORLA, ANGEL	HONDA	14	25:32.970	1:46.765	12	5	MX 3
6	8	REGAS GREGORI, JUAN	HONDA	14	25:51.411	1:47.428	4	6	MX 3
7	16	RIVIERE GIRO, ALEX	HONDA	14	25:56.899	1:48.364	5	7	MX 3
8	47	BADILELLA POCA, PAU	HONDA	14	26:08.619	1:48.987	11	8	MX 3
9	77	CAPDEVILA ALSINA, JOSEP	YAMAHA	14	26:11.073	1:49.548	6	9	MX 3
10	22	PALLARES ENRICH, SERGI	HONDA	14	26:11.384	1:49.496	12	10	MX 3
11	73	COLETAS RIAL, JORDI	KTM	13	24:41.721	1:51.317	7	11	MX 3
12	111	SALAMO PUIGDEMONT, JORDI	SUZUKI	13	24:52.420	1:52.538	8	12	MX 3
13	17	CEBALLOS NUÑEZ, CARLOS	HONDA	13	24:56.409	1:51.299	3	13	MX 3
14	82	GAYOLA SUBIROS, ALBERT	SUZUKI	13	24:59.087	1:52.007	4	14	MX 3
15	44	RIBELLES LUQUE, JOAN RAMON	HONDA	13	25:05.073	1:52.018	3	15	MX 3
16	36	SALAMO COLOMER, DAVID	HONDA	13	25:09.639	1:52.758	8	16	MX 3
17	194	MARTINEZ GARCIA, RAUL	BOTTPOWER	13	25:18.011	1:50.220	5	17	MX 3
18	177	SABATA MIRAMUNT, DANIEL	KAWASAKI	13	25:22.254	1:53.867	7	18	MX 3
19	30	MOTJE JUANMIQUEL, IGNASI	HONDA	13	25:32.202	1:51.288	6	19	MX 3
20	88	GUILLEN TURON, JOAN CARLES	HONDA	13	25:56.654	1:56.342	3	20	MX 3
21	83	REYES MARTINEZ, PEDRO	KAWASAKI	13	26:11.912	1:54.938	2	21	MX 3
22	46	FARRES LOPEZ, XAVIER	YAMAHA	13	26:16.305	1:57.593	3	22	MX 3
23	39	ANGRILL VILANA, JORDI	KTM	13	26:17.749	1:56.482	4	23	MX 3
24	15	PIERA SOLE, LLUIS	KAWASAKI	12	24:24.708	1:58.924	3	24	MX 3
25	42	LLOBET PARIS, RAMON	KTM	12	24:41.423	2:00.620	4	25	MX 3
26	78	COMAJUNCOSAS, MATEU	SUZUKI	12	24:51.597	2:00.747	2	26	MX 3
27	35	SOLE HUGUET, EDGAR	SUZUKI	12	25:10.736	2:02.222	5	27	MX 3
28	37	ESTRADA SEBASTIA, JAVIER	KTM	12	25:32.828	2:03.681	2	28	MX 3
29	38	MAGDALENO MIQUEL, DANIEL	YAMAHA	12	25:37.710	2:03.036	2	29	MX 3
30	27	BUSCA CATALA, LLUC	SUZUKI	11	24:45.697	2:08.938	10	30	MX 3
No clasificado (75% = 11 Vueltas)									
NT	34	LOPEZ SANCHEZ, JOAN	SUZUKI	8	16:16.576	1:52.593	2	NT	MX 3
NT	99	LAS COMAS, JORDI	KAWASAKI	4	8:48.588	1:48.424	2	NT	MX 3

Margin of Victory	Avg. Speed	Best Lap Tm	Best Spd	Best Lap by
21.711	46,471	1:41.357	47,949	19 - FONT PEREZ, JOSEP

Jefe de cronometraje Nando Ribé

Orbits

Director de Carrera



SEGUROS
Ges

www.mylaps.com

Licenciado a: Nando.Crono

Camp.Catalunya Motocròs. Ponts-19

Vuelta a vuelta

MX3

Circuit El Bosquet 1,350 km

1a Cursa

19/05/2013 11:55

Carrera (20:00 y 2 Vueltas) iniciado a 11:49:35

Competidores		Vueltas														
		0	1	2	3	4	5	6	7	8	9	10	11	12	13	14
BOSCH NAVES, FERRAN (89)	1	89	89	19	19	19	19	19	19	19	19	19	19	19	19	19
REGAS GREGORI, JUAN (8)	2	8	19	98	98	98	98	98	98	98	98	98	98	98	98	98
LAS COMAS, JORDI (99)	3	99	98	89	89	89	89	89	89	89	89	89	89	89	89	89
CAPDEVILA ALSINA, JOSEP (77)	4	77	8	8	8	8	8	8	8	8	8	8	8	8	80	80
FONT PEREZ, JOSEP (19)	5	19	99	99	99	72	72	80	80	80	80	80	80	80	72	72
SALAMO PUIGDEMONT, JORDI (111)	6	111	72	72	72	16	16	72	72	72	72	72	72	72	8	8
FARRES LOPEZ, XAVIER (46)	7	46	16	16	16	80	80	16	16	16	16	16	16	16	16	16
DAVINS CAZORLA, ANGEL (72)	8	72	77	80	80	77	77	77	77	77	77	77	77	77	77	47
RIVIERE GIRO, ALEX (16)	9	16	73	77	77	73	17	47	47	47	47	22	22	22	22	77
GUILLEN TURON, JOAN CARLES (88)	10	88	80	73	17	17	47	22	22	22	22	47	47	47	47	22
RIBELLES LUQUE, JOAN RAMON (44)	11	44	111	17	73	22	73	73	73	73	73	73	73	73	73	73
PALLARES ENRICH, SERGI (22)	12	22	22	22	22	47	22	17	17	17	111	111	111	111	111	111
CARDONA LOPEZ, NESTOR (80)	13	80	17	111	47	34	34	111	111	111	82	17	17	17	17	17
SALAMO COLOMER, DAVID (36)	14	36	34	34	34	111	111	34	82	82	17	82	82	82	82	82
VILALTA AGUADO, JOAN (98)	15	98	47	47	111	82	82	82	44	44	44	44	44	36	44	44
PIERA SOLE, LLUIS (15)	16	15	46	46	82	36	36	44	36	36	36	36	36	44	36	36
COLETAS RIAL, JORDI (73)	17	73	36	82	46	46	44	36	177	177	177	177	177	194	194	194
ESTRADA SEBASTIA, JAVIER (37)	18	37	88	36	36	44	177	177	34	88	194	194	194	194	177	177
CEBALLOS NUÑEZ, CARLOS (17)	19	17	82	88	88	177	46	46	88	194	88	30	30	30	30	30
MOTJE JUANMIQUEL, IGNASI (30)	20	30	37	177	177	88	88	88	46	46	30	88	88	88	88	88
LOPEZ SANCHEZ, JOAN (34)	21	34	177	83	83	83	83	83	194	83	46	46	83	83	83	83
MARTINEZ GARCIA, RAUL (194)	22	194	15	39	44	39	39	194	83	30	83	83	46	46	46	46
ANGRILL VILANA, JORDI (39)	23	39	83	37	39	15	194	39	39	39	39	39	39	39	39	39
SOLE HUGUET, EDGAR (35)	24	35	39	15	15	194	15	15	30	15	15	15	15	15	15	15
MAGDALENO MIQUEL, DANIEL (38)	25	38	27	44	42	42	42	30	15	34	42	42	42	42	42	42
BUSCA CATALA, LLUC (27)	26	27	42	42	78	78	30	42	42	42	78	78	78	78	78	78
COMAJUNCOSAS, MATEU (78)	27	78	35	78	37	37	78	78	78	78	35	35	35	35	35	35
BADILELLA POCA, PAU (47)	28	47	78	35	194	30	35	35	35	35	37	37	37	37	37	37
GAYOLA SUBIROS, ALBERT (82)	29	82	44	194	35	35	37	37	37	37	38	38	38	38	38	38
SABATA MIRAMUNT, DANIEL (177)	30	177	38	38	30	38	38	38	38	38	27	27	27	27	27	27
REYES MARTINEZ, PEDRO (83)	31	83	194	30	38	99	27	27	27	27						
LLOBET PARIS, RAMON (42)	32	42	30	27	27	27										

Camp.Catalunya Motocròs. Ponts-19

MX3

Circuit El Bosquet 1,350 km

1a Cursa

19/05/2013 11:55

Carrera (20:00 y 2 Vueltas) iniciado a 11:49:35

Lap	Lap Tm	Diff	Time of Day
12	2:01.351	+0.604	12:14:26.702
(35) SOLE HUGUET, EDGAR			
1	2:12.540	+10.318	11:51:52.226
2	2:06.524	+4.302	11:53:58.750
3	2:04.394	+2.172	11:56:03.144
4	2:03.069	+0.847	11:58:06.213
5	2:02.222		12:00:08.435
6	2:03.554	+1.332	12:02:11.989
7	2:05.654	+3.432	12:04:17.643
8	2:05.680	+3.458	12:06:23.323
9	2:04.873	+2.651	12:08:28.196
10	2:04.821	+2.599	12:10:33.017
11	2:05.612	+3.390	12:12:38.629
12	2:07.212	+4.990	12:14:45.841

Lap	Lap Tm	Diff	Time of Day
(37) ESTRADA SEBASTIA, JAVIER			
1	2:04.499	+0.818	11:51:43.956
2	2:03.681		11:53:47.637
3	2:10.995	+7.314	11:55:58.632
4	2:04.583	+0.902	11:58:03.215
5	2:07.176	+3.495	12:00:10.391
6	2:03.786	+0.105	12:02:14.177
7	2:07.099	+3.418	12:04:21.276
8	2:06.762	+3.081	12:06:28.038
9	2:07.655	+3.974	12:08:35.693
10	2:10.824	+7.143	12:10:46.517
11	2:09.832	+6.151	12:12:56.349
12	2:11.584	+7.903	12:15:07.933

Lap	Lap Tm	Diff	Time of Day
(38) MAGDALENO MIQUEL, DANIEL			
1	2:29.922	+26.886	11:52:09.634
2	2:03.036		11:54:12.670
3	2:03.456	+0.420	11:56:16.126
4	2:03.929	+0.893	11:58:20.055
5	2:04.404	+1.368	12:00:24.459
6	2:07.989	+4.953	12:02:32.448
7	2:06.055	+3.019	12:04:38.503
8	2:07.718	+4.682	12:06:46.221
9	2:10.090	+7.054	12:08:56.311
10	2:05.992	+2.956	12:11:02.303
11	2:04.975	+1.939	12:13:07.278
12	2:05.537	+2.501	12:15:12.815

Lap	Lap Tm	Diff	Time of Day
(27) BUSCA CATALA, LLUC			
1	2:11.027	+2.089	11:51:50.766
2	2:38.174	+29.236	11:54:28.940
3	2:11.045	+2.107	11:56:39.985
4	2:11.956	+3.018	11:58:51.941
5	2:14.651	+5.713	12:01:06.592
6	2:17.570	+8.632	12:03:24.162
7	2:12.480	+3.542	12:05:36.642
8	2:12.446	+3.508	12:07:49.088
9	2:11.194	+2.256	12:10:00.282
10	2:08.938		12:12:09.220
11	2:11.582	+2.644	12:14:20.802

Lap	Lap Tm	Diff	Time of Day
(34) LOPEZ SANCHEZ, JOAN			
1	1:58.827	+6.234	11:51:38.458
2	1:52.593		11:53:31.051
3	1:53.996	+1.403	11:55:25.047
4	1:54.077	+1.484	11:57:19.124
5	1:55.520	+2.927	11:59:14.644
6	2:00.102	+7.509	12:01:14.746
7	2:07.296	+14.703	12:03:22.042
8	2:29.639	+37.046	12:05:51.681

Lap	Lap Tm	Diff	Time of Day
(99) LAS COMAS, JORDI			
1	1:50.160	+1.736	11:51:29.221
2	1:48.424		11:53:17.645
3	1:51.376	+2.952	11:55:09.021
4	3:14.672	+1:26.248	11:58:23.693

Camp.Catalunya Motocròs. Ponts-19

Clasificado por vueltas

MX3

Circuit El Bosquet 1,350 km

2a Cursa

19/05/2013 14:05

Carrera (20:00 y 2 Vueltas) iniciado a 13:54:24

sición	N°	Nombre	Moto	Vueltas	Total T°	Mejor Tm	En Vuelta	PEC	Categ
1	19	FONT PEREZ, JOSEP	HONDA	14	24:33.775	1:43.749	5	1	MX 3
2	98	VILALTA AGUADO, JOAN	HONDA	14	24:56.006	1:45.340	3	2	MX 3
3	89	BOSCH NAVES, FERRAN	HONDA	14	25:24.240	1:45.618	4	3	MX 3
4	80	CARDONA LOPEZ, NESTOR	KTM	14	25:28.173	1:45.102	2	4	MX 3
5	72	DAVINS CAZORLA, ANGEL	HONDA	14	25:37.259	1:47.656	6	5	MX 3
6	16	RIVIERE GIRO, ALEX	HONDA	14	25:52.856	1:48.222	10	6	MX 3
7	30	MOTJE JUANMIQUEL, IGNASI	HONDA	14	26:10.934	1:48.924	5	7	MX 3
8	8	REGAS GREGORI, JUAN	HONDA	14	26:17.963	1:48.363	3	8	MX 3
9	73	COLETAS RIAL, JORDI	KTM	14	26:20.682	1:50.301	7	9	MX 3
10	22	PALLARES ENRICH, SERGI	HONDA	14	26:20.846	1:50.811	13	10	MX 3
11	47	BADILELLA POCA, PAU	HONDA	14	26:21.455	1:49.441	13	11	MX 3
12	44	RIBELLES LUQUE, JOAN RAMON	HONDA	14	26:23.933	1:48.761	3	12	MX 3
13	77	CAPDEVILA ALSINA, JOSEP	YAMAHA	13	25:02.414	1:52.655	6	13	MX 3
14	82	GAYOLA SUBIROS, ALBERT	SUZUKI	13	25:05.700	1:53.131	10	14	MX 3
15	99	LAS COMAS, JORDI	KAWASAKI	13	25:09.582	1:51.465	6	15	MX 3
16	177	SABATA MIRAMUNT, DANIEL	KAWASAKI	13	25:13.546	1:53.951	4	16	MX 3
17	194	MARTINEZ GARCIA, RAUL	BOTTPOWER	13	25:14.065	1:51.332	13	17	MX 3
18	17	CEBALLOS NUÑEZ, CARLOS	HONDA	13	25:21.485	1:51.505	6	18	MX 3
19	34	LOPEZ SANCHEZ, JOAN	SUZUKI	13	25:33.243	1:53.762	3	19	MX 3
20	36	SALAMO COLOMER, DAVID	HONDA	13	25:37.032	1:54.060	6	20	MX 3
21	111	SALAMO PUIGDEMONT, JORDI	SUZUKI	13	25:42.530	1:54.134	6	21	MX 3
22	15	PIERA SOLE, LLUIS	KAWASAKI	12	24:49.301	2:00.224	5	22	MX 3
23	83	REYES MARTINEZ, PEDRO	KAWASAKI	12	24:49.415	1:56.092	6	23	MX 3
24	39	ANGRILL VILANA, JORDI	KTM	12	24:52.991	1:59.624	12	24	MX 3
25	35	SOLE HUGUET, EDGAR	SUZUKI	12	24:55.158	2:01.556	4	25	MX 3
26	78	COMAJUNCOSAS, MATEU	SUZUKI	12	24:57.116	2:00.907	9	26	MX 3
27	42	LLOBET PARIS, RAMON	KTM	12	25:03.911	2:02.475	8	27	MX 3
28	37	ESTRADA SEBASTIA, JAVIER	KTM	12	25:34.435	2:05.305	10	28	MX 3
29	27	BUSCA CATALA, LLUC	SUZUKI	12	25:35.926	2:04.874	3	29	MX 3
30	38	MAGDALENO MIQUEL, DANIEL	YAMAHA	11	24:41.693	2:05.644	4	30	MX 3
No clasificado (75% = 11 Vueltas)									
NT	88	GUILLEN TURON, JOAN CARLES	HONDA	5	10:07.672	1:56.727	5	NT	MX 3
NT	46	FARRES LOPEZ, XAVIER	YAMAHA	3	6:19.556	2:01.823	2	NT	MX 3

Margin of Victory	Avg. Speed	Best Lap Tm	Best Spd	Best Lap by
22.231	46,167	1:43.749	46,844	19 - FONT PEREZ, JOSEP

Jefe de cronometraje Nando Ribé

Orbits

Director de Carrera



SEGUROS
Ges

www.mylaps.com

Licenciado a: Nando.Crono

Camp.Catalunya Motocròs. Ponts-19

Vuelta a vuelta

MX3

Circuit El Bosquet 1,350 km

2a Cursa

19/05/2013 14:05

Carrera (20:00 y 2 Vueltas) iniciado a 13:54:24

Competidores	Vueltas														
	0	1	2	3	4	5	6	7	8	9	10	11	12	13	14
RIVIERE GIRO, ALEX (16)	1	16	19	19	19	19	19	19	19	19	19	19	19	19	19
FONT PEREZ, JOSEP (19)	2	19	89	98	98	98	98	98	98	98	98	98	98	98	98
COLETAS RIAL, JORDI (73)	3	73	98	89	89	89	89	89	89	89	89	89	89	89	89
REGAS GREGORI, JUAN (8)	4	8	16	80	80	80	80	80	80	80	80	80	80	80	80
BOSCH NAVES, FERRAN (89)	5	89	8	16	8	8	8	72	72	72	72	72	72	72	72
BADILELLA POCA, PAU (47)	6	47	80	8	16	72	72	8	8	16	16	16	16	16	16
CAPDEVILA ALSINA, JOSEP (77)	7	77	73	72	72	16	16	16	16	8	8	8	8	30	30
PALLARES ENRICH, SERGI (22)	8	22	72	73	44	44	30	30	30	30	30	30	30	8	8
RIBELLES LUQUE, JOAN RAMON (44)	9	44	47	44	73	73	44	44	73	73	73	73	73	73	73
FARRÉS LOPEZ, XAVIER (46)	10	46	44	47	47	30	73	73	44	44	44	22	22	22	22
LAS COMAS, JORDI (99)	11	99	22	22	30	47	47	47	22	22	22	22	44	44	47
DAVINS CAZORLA, ANGEL (72)	12	72	77	30	22	22	22	22	47	47	47	47	47	44	44
SALAMO PUIGDEMONT, JORDI (111)	13	111	30	77	77	77	77	77	77	77	77	77	77	77	77
VILALTA AGUADO, JOAN (98)	14	98	177	177	177	177	34	34	34	34	34	82	82	82	82
GAYOLA SUBIROS, ALBERT (82)	15	82	34	34	34	34	177	82	82	82	82	34	34	34	99
LLOBET PARIS, RAMON (42)	16	42	82	82	82	82	82	177	177	177	177	99	99	99	177
SOLE HUGUET, EDGAR (35)	17	35	46	17	17	17	17	17	99	17	99	99	177	177	194
MAGDALENO MIQUEL, DANIEL (38)	18	38	35	46	99	99	99	99	17	99	17	17	17	17	17
GUILLÉN TURON, JOAN CARLES (88)	19	88	83	83	83	194	194	194	194	194	194	194	194	194	34
SABATA MIRAMUNT, DANIEL (177)	20	177	17	99	88	83	83	83	111	111	36	36	36	36	36
CARDONA LOPEZ, NESTOR (80)	21	80	88	88	194	88	88	111	36	36	111	111	111	111	111
ESTRADA SEBASTIA, JAVIER (37)	22	37	42	36	36	36	111	36	35	35	35	35	15	15	15
PIERA SOLE, LLUIS (15)	23	15	38	35	111	111	36	35	15	15	15	15	35	83	83
CEBALLOS NUÑEZ, CARLOS (17)	24	17	78	111	46	35	35	15	39	39	39	83	83	39	39
SALAMO COLOMER, DAVID (36)	25	36	99	194	35	78	78	39	78	78	78	39	39	35	35
MOTJE JUANMIQUEL, IGNASI (30)	26	30	36	42	42	42	15	78	42	42	83	78	78	78	78
BUSCA CATALA, LLUC (27)	27	27	37	78	78	15	42	42	83	83	42	42	42	42	42
REYES MARTINEZ, PEDRO (83)	28	83	111	37	37	39	39	37	37	37	37	37	37	37	37
LOPEZ SANCHEZ, JOAN (34)	29	34	15	38	15	37	37	27	27	27	27	27	27	27	27
COMAJUNCOSAS, MATEU (78)	30	78	194	15	39	38	27	38	38	38	38	38	38	38	38
MARTINEZ GARCIA, RAUL (194)	31	194	27	39	38	27	38								
ANGRILL VILANA, JORDI (39)	32	39	39	27	27										

Camp.Catalunya Motocròs. Ponts-19

MX3

Circuit El Bosquet 1,350 km

2a Cursa

19/05/2013 14:05

Carrera (20:00 y 2 Vueltas) iniciado a 13:54:24

Lap	Lap Tm	Diff	Time of Day
12	2:02.894	+1.987	14:19:21.668

(42) LLOBET PARIS, RAMON

1	2:11.608	+9.133	13:56:40.114
2	2:06.072	+3.597	13:58:46.186
3	2:03.174	+0.699	14:00:49.360
4	2:05.252	+2.777	14:02:54.612
5	2:04.357	+1.882	14:04:58.969
6	2:06.081	+3.606	14:07:05.050
7	2:04.323	+1.848	14:09:09.373
8	2:02.475		14:11:11.848
9	2:04.094	+1.619	14:13:15.942
10	2:03.815	+1.340	14:15:19.757
11	2:04.457	+1.982	14:17:24.214
12	2:04.249	+1.774	14:19:28.463

(37) ESTRADA SEBASTIA, JAVIER

1	2:15.529	+10.224	13:56:44.260
2	2:05.455	+0.150	13:58:49.715
3	2:05.909	+0.604	14:00:55.624
4	2:06.300	+0.995	14:03:01.924
5	2:06.213	+0.908	14:05:08.137
6	2:06.621	+1.316	14:07:14.758
7	2:07.442	+2.137	14:09:22.200
8	2:09.201	+3.896	14:11:31.401
9	2:06.328	+1.023	14:13:37.729
10	2:05.305		14:15:43.034
11	2:08.666	+3.361	14:17:51.700
12	2:07.287	+1.982	14:19:58.987

(27) BUSCA CATALA, LLUC

1	2:18.276	+13.402	13:56:47.138
2	2:08.571	+3.697	13:58:55.709
3	2:04.874		14:01:00.583
4	2:05.752	+0.878	14:03:06.335
5	2:06.861	+1.987	14:05:13.196
6	2:06.647	+1.773	14:07:19.843
7	2:06.427	+1.553	14:09:26.270
8	2:08.111	+3.237	14:11:34.381
9	2:05.554	+0.680	14:13:39.935
10	2:06.680	+1.806	14:15:46.615
11	2:06.118	+1.244	14:17:52.733
12	2:07.745	+2.871	14:20:00.478

(38) MAGDALENO MIQUEL, DANIEL

1	2:12.344	+6.700	13:56:40.874
2	2:10.940	+5.296	13:58:51.814
3	2:07.102	+1.458	14:00:58.916
4	2:05.644		14:03:04.560
5	2:11.617	+5.973	14:05:16.177
6	2:09.431	+3.787	14:07:25.608
7	2:10.247	+4.603	14:09:35.855
8	2:09.228	+3.584	14:11:45.083
9	2:14.504	+8.860	14:13:59.587
10	2:14.890	+9.246	14:16:14.477
11	2:51.768	+46.124	14:19:06.245

(88) GUILLEN TURON, JOAN CARLES

1	2:10.489	+13.762	13:56:39.077
2	2:00.480	+3.753	13:58:39.557
3	1:57.717	+0.990	14:00:37.274
4	1:58.223	+1.496	14:02:35.497
5	1:56.727		14:04:32.224

(46) FARRÉS LOPEZ, XAVIER

1	2:06.070	+4.247	13:56:34.389
---	----------	--------	--------------

Lap	Lap Tm	Diff	Time of Day
2	2:01.823		13:58:36.212
3	2:07.896	+6.073	14:00:44.108

Lap	Lap Tm	Diff	Time of Day
-----	--------	------	-------------

Jefe de cronometraje Nando Ribé

Orbits

Director de Carrera



SEGUROS
Ges

www.mylaps.com

Licenciado a: Nando.Crono

Camp.Catalunya Motocròs. Ponts-19

MX3

Circuit El Bosquet 1,350 km

FINAL MX 3

Posició	Nº	Nombre	Total puntos	1a	2a	Llicencia	Club
1	19	FONT PEREZ, JOSEP	50	25	25	145061-GI	Mc. Polea SX
2	98	VILALTA AGUADO, JOAN	40	20	20	144890-B	Mc St.Hilari
3	89	BOSCH NAVES, FERRAN	32	16	16	144829-L	MC. Segre
4	80	CARDONA LOPEZ, NESTOR	26	13	13	144221-B	Gm Molins
5	72	DAVINS CAZORLA, ANGEL	22	11	11	145144-B	MC. Segre
6	16	RIVIERE GIRO, ALEX	19	9	10	144081-B	Mc. Polea SX
7	8	REGAS GREGORI, JUAN	18	10	8	144910-GI	Mc. Polea SX
8	47	BADILELLA POCA, PAU	13	8	5	144064-B	
9	73	COLETAS RIAL, JORDI	12	5	7	144982-B	MC. Segre
10	22	PALLARES ENRICH, SERGI	12	6	6	144629-GI	Mc. Polea SX
11	30	MOTJE JUANMIQUEL, IGNASI	10	1	9	145538-GI	Mc St.Hilari
12	77	CAPDEVILA ALSINA, JOSEP	10	7	3	144124-B	MC. Segre
13	44	RIBELLES LUQUE, JOAN RAMON	5	1	4	144241-L	MC. Segre
14	111	SALAMO PUIGDEMONT, JORDI	5	4	1	145055-GI	MC Gas a la Burra
15	17	CEBALLOS NUÑEZ, CARLOS	4	3	1	144905-B	
16	82	GAYOLA SUBIROS, ALBERT	4	2	2	144313-GI	MC Gas a la Burra
17	177	SABATA MIRAMUNT, DANIEL	2	1	1	144476-B	Mc B.Bergueda
18	194	MARTINEZ GARCIA, RAUL	2	1	1	144146-B	Mc B.Bergueda
19	36	SALAMO COLOMER, DAVID	2	1	1	144570-GI	MC Gas a la Burra
20	15	PIERA SOLE, LLUIS	2	1	1	144490-L	MC. Segre
21	83	REYES MARTINEZ, PEDRO	2	1	1	144163-B	Mc. Polea SX
22	39	ANGRILL VILANA, JORDI	2	1	1	144461-L	MC. Segre
23	35	SOLE HUGUET, EDGAR	2	1	1	144177-T	Mc P.Mafumet
24	78	COMAJUNCOSAS, MATEU	2	1	1	144662-B	Mc Fonollosa
25	42	LLOBET PARIS, RAMON	2	1	1	144214-L	MC. Segre
26	37	ESTRADA SEBASTIA, JAVIER	2	1	1	144201-T	Mc Tot M.Reguers
27	27	BUSCA CATALA, LLUC	2	1	1	144120-B	Gm Molins
28	38	MAGDALENO MIQUEL, DANIEL	2	1	1	144407-B	MC. Segre
29	99	LAS COMAS, JORDI	1	0	1	144723-B	Em Castellbisbal
30	34	LOPEZ SANCHEZ, JOAN	1	0	1	144174-B	Gm Molins
31	88	GUILLEN TURON, JOAN CARLES	1	1	0	144198-T	Mc Delta
32	46	FARRES LOPEZ, XAVIER	1	1	0	144096-B	MC. Segre

Camp.Catalunya Motocròs. Pons-19

Clasificado por mejor tiempo de vuelta

MX3-MX4-MX5

Circuit El Bosquet 1,350 km

Ent Cronometrats MX4-MX5

19/05/2013 10:10

Pràctica (25:00 Tiempo) iniciado a 10:06:40

Pos.	Nº	Nom	Moto	Voltes	Millor Tm	En Volta	Dif. resp. 1º	PEC	Categ
1	70	CAMPS PALAU, ALFRED	HONDA	13	1:43.612	6		1	MX 4
2	12	CASAS NAVARRETE, LEANDRE	YAMAHA	15	1:45.976	11	2.364	2	MX 4
3	74	REY ALLUE, JUAN CARLOS	HONDA	14	1:46.557	10	2.945	3	MX 4
4	43	TONA CASTELLS, SANTI	KTM	13	1:46.649	9	3.037	4	MX 4
5	11	VALL FABREGA, AGUSTI	LAMBRETTA	13	1:46.845	7	3.233	1	MX 5
6	14	HERNANDEZ BAREA, JOSE LUIS	KTM	11	1:47.731	6	4.119	5	MX 4
7	7	VIDAL SABATE, MIGUEL	KTM	14	1:48.883	5	5.271	6	MX 4
8	128	VILALTA AGUADO, RAUL	KAWASAKI	13	1:50.064	3	6.452	7	MX 4
9	50	REDON PAÑELLA, JORDI	SUZUKI	11	1:51.006	7	7.394	2	MX 5
10	59	SANCHEZ COLL, NARCIS	HONDA	13	1:52.176	12	8.564	8	MX 4
11	97	TORRENTE ABRIL, EDUARDO	SUZUKI	11	1:52.264	4	8.652	9	MX 4
12	20	RIBES CASTELLS, JERONI	SWM	12	1:52.534	5	8.922	3	MX 5
13	66	COSTA AGUSTI, XAVIER	KAWASAKI	13	1:53.666	12	10.054	10	MX 4
14	40	VILAR REIG, ANTONI	HONDA	9	1:54.022	3	10.410	11	MX 4
15	21	MICOLA MARTIN, IVAN	YAMAHA	14	1:54.041	12	10.429	12	MX 4
16	33	MORCHON GUTIERREZ, CARLOS	SUZUKI	12	1:54.306	9	10.694	13	MX 4
17	49	RAMONET MARTINEZ, ANTONI	KAWASAKI	12	1:55.920	8	12.308	4	MX 5
18	84	JORDA ESTANY, JOSEP	KTM	13	1:56.209	8	12.597	14	MX 4
19	28	MAS SOTERAS, ANTONI	KTM	12	1:57.014	8	13.402	15	MX 4
20	29	CATALA SABATE, EDUARD	SUZUKI	11	1:57.467	5	13.855	5	MX 5
21	52	DURO VALLS, AGUSTI	HONDA	9	1:57.813	7	14.201	16	MX 4
22	9	RABELLA ATARES, XAVI	KAWASAKI	11	2:01.528	10	17.916	17	MX 4
23	94	TRILLES LUBRAN, JOSEP	KTM	9	2:05.564	3	21.952	6	MX 5
24	23	BAITO BARRIO, ANGEL	HONDA	7	2:11.970	4	28.358	7	MX 5

Camp.Catalunya Motocròs. Pons-19

Clasificado por vueltas

MX4 - MX5

Circuit El Bosquet 1,350 km

1a Cursa

19/05/2013 12:25

Carrera (20:00 y 2 Vueltas) iniciado a 12:17:39

sición	Nº	Nombre	Moto	Vueltas	Total T°	Mejor Tm	En Vuelta	PEC	Categ
1	70	CAMPS PALAU, ALFRED	HONDA	15	25:13.336	1:44.982	2	1	MX 4
2	12	CASAS NAVARRETE, LEANDRE	YAMAHA	15	25:20.336	1:46.425	10	2	MX 4
3	74	REY ALLUE, JUAN CARLOS	HONDA	15	25:25.700	1:46.930	7	3	MX 4
4	11	VALL FABREGA, AGUSTI	LAMBRETTA	15	26:17.064	1:48.693	5	1	MX 5
5	43	TONA CASTELLS, SANTI	KTM	15	26:23.592	1:50.297	8	4	MX 4
6	14	HERNANDEZ BAREA, JOSE LUIS	KTM	15	26:35.954	1:49.449	5	5	MX 4
7	7	VIDAL SABATE, MIGUEL	KTM	15	26:41.597	1:52.019	4	6	MX 4
8	97	TORRENTE ABRIL, EDUARDO	SUZUKI	14	25:27.876	1:55.618	13	7	MX 4
9	59	SANCHEZ COLL, NARCIS	HONDA	14	25:29.029	1:54.958	5	8	MX 4
10	49	RAMONET MARTINEZ, ANTONI	KAWASAKI	14	25:41.675	1:55.453	8	2	MX 5
11	28	MAS SOTERAS, ANTONI	KTM	14	25:46.438	1:55.066	13	9	MX 4
12	50	REDON PAÑELLA, JORDI	SUZUKI	14	25:47.135	1:53.886	6	3	MX 5
13	66	COSTA AGUSTI, XAVIER	KAWASAKI	14	25:48.438	1:56.077	3	10	MX 4
14	21	MICOLA MARTIN, IVAN	YAMAHA	14	26:09.157	1:56.874	6	11	MX 4
15	29	CATALA SABATE, EDUARD	SUZUKI	14	26:30.907	1:57.865	6	4	MX 5
16	20	RIBES CASTELLS, JERONI	SWM	14	26:32.844	1:54.564	8	5	MX 5
17	84	JORDA ESTANY, JOSEP	KTM	14	26:32.873	1:57.640	14	12	MX 4
18	33	MORCHON GUTIERREZ, CARLOS	SUZUKI	14	27:00.490	1:57.792	6	13	MX 4
19	128	VILALTA AGUADO, RAUL	KAWASAKI	14	27:00.614	1:53.569	6	14	MX 4
20	9	RABELLA ATARES, XAVI	KAWASAKI	14	27:03.917	2:03.137	14	15	MX 4
21	52	DURO VALLS, AGUSTI	HONDA	13	25:44.229	2:02.405	4	16	MX 4
22	94	TRILLES LUBRAN, JOSEP	KTM	13	25:59.304	2:05.113	4	6	MX 5
23	23	BAITO BARRIO, ANGEL	HONDA	12	25:23.884	2:12.985	3	7	MX 5
No clasificado (75% = 12 Vueltas)									
NT	40	VILAR REIG, ANTONI	HONDA	11	20:47.887	1:59.243	3	NT	MX 4

Margin of Victory	Avg. Speed	Best Lap Tm	Best Spd	Best Lap by
7.000	48,172	1:44.982	46,294	70 - CAMPS PALAU, ALFRED

Jefe de cronometraje Nando Ribé

Orbits

Director de Carrera



SEGUROS
Ges

www.mylaps.com

Licenciado a: Nando.Crono

Camp.Catalunya Motocròs. Pons-19

Vuelta a vuelta

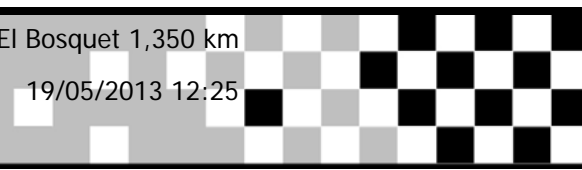
MX4 - MX5

Circuit El Bosquet 1,350 km

1a Cursa

19/05/2013 12:25

Carrera (20:00 y 2 Vueltas) iniciado a 12:17:39



Competidores	Vueltas														
	1	2	3	4	5	6	7	8	9	10	11	12	13	14	15
CAMPS PALAU, ALFRED (70)	1	70	70	70	70	70	70	70	70	70	70	70	70	70	70
TONA CASTELLS, SANTI (43)	2	43	74	11	12	74	74	74	74	74	12	12	12	12	12
VALL FABREGA, AGUSTI (11)	3	11	11	12	74	12	12	12	12	74	74	74	74	74	74
VILALTA AGUADO, RAUL (128)	4	128	12	74	11	11	11	11	11	11	11	11	11	11	11
COSTA AGUSTI, XAVIER (66)	5	66	43	43	43	43	43	43	43	14	43	43	43	43	43
REY ALLUE, JUAN CARLOS (74)	6	74	7	7	7	14	14	14	14	14	43	14	14	14	14
CASAS NAVARRETE, LEANDRE (12)	7	12	128	128	14	7	7	7	7	7	7	7	7	7	7
VIDAL SABATE, MIGUEL (7)	8	7	97	14	128	128	128	128	128	128	128	59	97	97	
HERNANDEZ BAREA, JOSE LUIS (14)	9	14	20	97	97	97	50	50	50	20	20	20	97	59	59
JORDA ESTANY, JOSEP (84)	10	84	14	20	20	50	97	97	20	97	97	97	49	49	49
RABELLA ATARES, XAVI (9)	11	9	50	50	50	20	20	20	97	59	59	59	66	66	28
MICOLA MARTIN, IVAN (21)	12	21	66	66	66	66	66	66	59	66	66	49	20	28	50
TORRENTE ABRIL, EDUARDO (97)	13	97	84	84	59	59	59	59	66	49	49	66	28	50	66
CATALA SABATE, EDUARD (29)	14	29	33	59	49	49	49	49	49	28	28	28	50	21	21
RIBES CASTELLS, JERONI (20)	15	20	59	29	29	29	29	28	28	21	50	50	21	20	29
MORCHON GUTIERREZ, CARLOS (33)	16	33	9	49	84	28	28	29	21	50	21	21	29	29	20
SANCHEZ COLL, NARCIS (59)	17	59	29	40	28	21	21	21	29	29	29	29	84	84	84
VILAR REIG, ANTONI (40)	18	40	49	28	40	84	40	40	40	40	84	84	128	128	33
REDON PAÑELLA, JORDI (50)	19	50	21	9	21	40	9	9	84	84	40	33	9	33	128
RAMONET MARTINEZ, ANTONI (49)	20	49	40	21	9	9	84	84	9	9	33	40	33	9	9
MAS SOTERAS, ANTONI (28)	21	28	94	52	52	52	33	33	33	33	9	9	52	52	
DURO VALLS, AGUSTI (52)	22	52	52	94	94	94	94	94	52	52	52	52	94	94	
TRILLES LUBRAN, JOSEP (94)	23	94	28	23	33	33	52	52	94	94	94	94	23		
BAITO BARRIO, ANGEL (23)	24	23	23	33	23	23	23	23	23	23	23	23			

Camp.Catalunya Motocròs. Ponts-19

Clasificado por vueltas

MX4 - MX5

Circuit El Bosquet 1,350 km

2a Cursa

19/05/2013 14:35

Carrera (20:00 y 2 Vueltas) iniciado a 14:21:59

sición	N°	Nombre	Moto	Vueltas	Total T°	Mejor Tm	En Vuelta	PEC	Categ
1	70	CAMPS PALAU, ALFRED	HONDA	14	25:15.508	1:45.763	3	1	MX 4
2	11	VALL FABREGA, AGUSTI	LAMBRETTA	14	25:21.614	1:46.522	7	1	MX 5
3	12	CASAS NAVARRETE, LEANDRE	YAMAHA	14	25:22.512	1:46.308	7	2	MX 4
4	74	REY ALLUE, JUAN CARLOS	HONDA	14	25:44.403	1:47.221	3	3	MX 4
5	43	TONA CASTELLS, SANTI	KTM	14	26:11.062	1:50.171	11	4	MX 4
6	14	HERNANDEZ BAREA, JOSE LUIS	KTM	14	26:12.652	1:48.747	3	5	MX 4
7	7	VIDAL SABATE, MIGUEL	KTM	14	26:46.741	1:52.707	2	6	MX 4
8	59	SANCHEZ COLL, NARCIS	HONDA	13	25:15.914	1:53.813	5	7	MX 4
9	33	MORCHON GUTIERREZ, CARLOS	SUZUKI	13	25:29.649	1:55.312	4	8	MX 4
10	50	REDON PAÑELLA, JORDI	SUZUKI	13	25:31.196	1:53.836	6	2	MX 5
11	97	TORRENTE ABRIL, EDUARDO	SUZUKI	13	25:35.601	1:55.488	4	9	MX 4
12	84	JORDA ESTANY, JOSEP	KTM	13	25:38.039	1:56.811	1	10	MX 4
13	20	RIBES CASTELLS, JERONI	SWM	13	25:39.344	1:54.846	3	3	MX 5
14	66	COSTA AGUSTI, XAVIER	KAWASAKI	13	25:51.310	1:57.303	5	11	MX 4
15	49	RAMONET MARTINEZ, ANTONI	KAWASAKI	13	25:51.817	1:56.380	11	4	MX 5
16	28	MAS SOTERAS, ANTONI	KTM	13	25:52.631	1:55.485	12	12	MX 4
17	29	CATALA SABATE, EDUARD	SUZUKI	13	26:31.814	1:57.459	3	5	MX 5
18	52	DURO VALLS, AGUSTI	HONDA	12	25:19.526	2:02.098	6	13	MX 4
19	9	RABELLA ATARES, XAVI	KAWASAKI	12	25:21.484	2:02.207	3	14	MX 4
20	94	TRILLES LUBRAN, JOSEP	KTM	12	27:30.822	2:06.928	2	6	MX 5
21	23	BAITO BARRIO, ANGEL	HONDA	11	25:58.812	2:15.048	2	7	MX 5
No clasificado (75% = 11 Vueltas)									
NT	21	MICOLA MARTIN, IVAN	YAMAHA	9	18:33.500	1:57.277	5	NT	MX 4
NT	128	VILALTA AGUADO, RAUL	KAWASAKI	7	15:24.003	1:57.481	5	NT	MX 4
NE	40	VILAR REIG, ANTONI	HONDA				0	NE	MX 4

Margin of Victory	Avg. Speed	Best Lap Tm	Best Spd	Best Lap by
6.106	44,896	1:45.763	45,952	70 - CAMPS PALAU, ALFRED

Jefe de cronometraje Nando Ribé

Orbits

Director de Carrera



www.mylaps.com

Licenciado a: Nando.Crono

Camp.Catalunya Motocròs. Ponts-19

Vuelta a vuelta

MX4 - MX5

Circuit El Bosquet 1,350 km

2a Cursa

19/05/2013 14:35

Carrera (20:00 y 2 Vueltas) iniciado a 14:21:59

Competidores	Vueltas														
	0	1	2	3	4	5	6	7	8	9	10	11	12	13	14
CAMPS PALAU, ALFRED (70)	1	70	70	70	70	70	70	70	70	70	70	70	70	70	70
VIDAL SABATE, MIGUEL (7)	2	7	74	74	74	74	74	74	74	74	11	11	11	11	11
HERNANDEZ BAREA, JOSE LUIS (14)	3	14	11	11	11	11	11	11	11	11	12	12	12	12	12
SANCHEZ COLL, NARCIS (59)	4	59	7	12	12	12	12	12	12	12	74	74	74	74	74
REY ALLUE, JUAN CARLOS (74)	5	74	12	7	14	14	14	14	14	14	43	43	43	43	43
VALL FABREGA, AGUSTI (11)	6	11	84	14	7	43	43	43	43	43	43	14	14	14	14
TORRENTE ABRIL, EDUARDO (97)	7	97	14	43	43	7	7	7	7	7	7	7	7	7	7
JORDA ESTANY, JOSEP (84)	8	84	97	84	84	33	33	59	59	59	59	59	59	59	59
CATALA SABATE, EDUARD (29)	9	29	43	33	33	84	59	33	50	50	50	50	33	33	33
MORCHON GUTIERREZ, CARLOS (33)	10	33	59	59	59	59	84	50	33	33	33	33	50	50	50
COSTA AGUSTI, XAVIER (66)	11	66	33	50	50	20	50	20	20	20	20	20	20	97	97
TONA CASTELLS, SANTI (43)	12	43	29	29	20	50	20	84	97	97	97	97	97	20	84
MICOLA MARTIN, IVAN (21)	13	21	50	20	29	97	97	97	84	84	84	84	84	84	20
MAS SOTERAS, ANTONI (28)	14	28	20	97	97	29	29	66	66	66	66	66	66	66	66
VILALTA AGUADO, RAUL (128)	15	128	128	128	128	128	49	49	49	49	49	49	49	49	49
RAMONET MARTINEZ, ANTONI (49)	16	49	66	66	66	66	29	28	28	28	28	28	28	28	28
RIBES CASTELLS, JERONI (20)	17	20	9	49	49	49	28	29	29	29	29	29	29	29	29
CASAS NAVARRETE, LEANDRE (12)	18	12	49	9	28	28	28	21	21	21	21	52	52	52	52
RABELLA ATARES, XAVI (9)	19	9	28	28	9	21	21	9	9	52	52	9	9	9	9
REDON PAÑELLA, JORDI (50)	20	50	52	52	21	9	9	52	52	9	9	94	94	94	94
DURO VALLS, AGUSTI (52)	21	52	21	21	52	52	52	128	128	94	94	23	23	23	23
BAITO BARRIO, ANGEL (23)	22	23	23	23	94	94	94	94	94	23	23	23	23	23	23
TRILLES LUBRAN, JOSEP (94)	23	94	94	94	23	23	23	23	23	23	23	23	23	23	23
-	24														

Camp.Catalunya Motocròs. Ponts-19

MX4 - MX5

Circuit El Bosquet 1,350 km

2a Cursa

19/05/2013 14:35

Carrera (20:00 y 2 Vueltas) iniciado a 14:21:59

Lap	Lap Tm	Diff	Time of Day
10	1:56.069	+1.223	14:41:39.376
11	1:58.612	+3.766	14:43:37.988
12	2:00.601	+5.755	14:45:38.589
13	2:00.436	+5.590	14:47:39.025

(66) COSTA AGUSTI, XAVIER

Lap	Lap Tm	Diff	Time of Day
1	2:05.717	+8.414	14:24:09.333
2	1:59.086	+1.783	14:26:08.419
3	1:57.575	+0.272	14:28:05.994
4	1:58.109	+0.806	14:30:04.103
5	1:57.303		14:32:01.406
6	1:58.919	+1.616	14:34:00.325
7	1:58.881	+1.578	14:35:59.206
8	1:59.091	+1.788	14:37:58.297
9	1:59.347	+2.044	14:39:57.644
10	1:58.331	+1.028	14:41:55.975
11	1:58.057	+0.754	14:43:54.032
12	1:59.225	+1.922	14:45:53.257
13	1:57.734	+0.431	14:47:50.991

(49) RAMONET MARTINEZ, ANTONI

Lap	Lap Tm	Diff	Time of Day
1	2:08.225	+11.845	14:24:12.068
2	2:00.129	+3.749	14:26:12.197
3	1:57.198	+0.818	14:28:09.395
4	1:57.850	+1.470	14:30:07.245
5	1:56.386	+0.006	14:32:03.631
6	1:57.361	+0.981	14:34:00.992
7	1:58.895	+2.515	14:35:59.887
8	1:58.801	+2.421	14:37:58.688
9	1:59.511	+3.131	14:39:58.199
10	1:59.878	+3.498	14:41:58.077
11	1:56.380		14:43:54.457
12	1:59.395	+3.015	14:45:53.852
13	1:57.646	+1.266	14:47:51.498

(28) MAS SOTERAS, ANTONI

Lap	Lap Tm	Diff	Time of Day
1	2:09.818	+14.333	14:24:13.543
2	2:01.955	+6.470	14:26:15.498
3	1:59.752	+4.267	14:28:15.250
4	1:57.839	+2.354	14:30:13.089
5	1:57.326	+1.841	14:32:10.415
6	2:00.477	+4.992	14:34:10.892
7	1:56.538	+1.053	14:36:07.430
8	1:57.567	+2.082	14:38:04.997
9	1:58.160	+2.675	14:40:03.157
10	1:58.123	+2.638	14:42:01.280
11	1:57.635	+2.150	14:43:58.915
12	1:55.485		14:45:54.400
13	1:57.912	+2.427	14:47:52.312

(29) CATALA SABATE, EDUARD

Lap	Lap Tm	Diff	Time of Day
1	2:02.290	+4.831	14:24:05.855
2	1:59.119	+1.660	14:26:04.974
3	1:57.459		14:28:02.433
4	1:58.045	+0.586	14:30:00.478
5	1:58.345	+0.886	14:31:58.823
6	2:08.418	+10.959	14:34:07.241
7	2:00.399	+2.940	14:36:07.640
8	2:02.067	+4.608	14:38:09.707
9	2:01.971	+4.512	14:40:11.678
10	2:03.382	+5.923	14:42:15.060
11	2:02.692	+5.233	14:44:17.752
12	2:06.538	+9.079	14:46:24.290
13	2:07.205	+9.746	14:48:31.495

(52) DURO VALLS, AGUSTI

Lap	Lap Tm	Diff	Time of Day
1	2:10.377	+8.279	14:24:14.693
2	2:02.583	+0.485	14:26:17.276
3	2:08.617	+6.519	14:28:25.893
4	2:05.294	+3.196	14:30:31.187
5	2:03.142	+1.044	14:32:34.329
6	2:02.098		14:34:36.427
7	2:03.759	+1.661	14:36:40.186
8	2:03.031	+0.933	14:38:43.217
9	2:05.563	+3.465	14:40:48.780
10	2:05.902	+3.804	14:42:54.682
11	2:11.213	+9.115	14:45:05.895
12	2:13.312	+11.214	14:47:19.207

(9) RABELLA ATARES, XAVI

Lap	Lap Tm	Diff	Time of Day
1	2:06.994	+4.787	14:24:10.881
2	2:03.636	+1.429	14:26:14.517
3	2:02.207		14:28:16.724
4	2:03.346	+1.139	14:30:20.070
5	2:07.036	+4.829	14:32:27.106
6	2:06.400	+4.193	14:34:33.506
7	2:06.204	+3.997	14:36:39.710
8	2:07.573	+5.366	14:38:47.283
9	2:07.845	+5.638	14:40:55.128
10	2:07.358	+5.151	14:43:02.486
11	2:11.895	+9.688	14:45:14.381
12	2:06.784	+4.577	14:47:21.165

(94) TRILLES LUBRAN, JOSEP

Lap	Lap Tm	Diff	Time of Day
1	2:31.239	+24.311	14:24:36.686
2	2:06.928		14:26:43.614
3	2:09.039	+2.111	14:28:52.653
4	2:10.192	+3.264	14:31:02.845
5	2:19.763	+12.835	14:33:22.608
6	2:14.090	+7.162	14:35:36.698
7	2:16.692	+9.764	14:37:53.390
8	2:25.791	+18.863	14:40:19.181
9	2:16.840	+9.912	14:42:36.021
10	2:20.296	+13.368	14:44:56.317
11	2:16.947	+10.019	14:47:13.264
12	2:17.239	+10.311	14:49:30.503

(23) BAITO BARRIO, ANGEL

Lap	Lap Tm	Diff	Time of Day
1	2:16.669	+1.621	14:24:21.142
2	2:15.048		14:26:36.190
3	2:18.791	+3.743	14:28:54.981
4	2:19.859	+4.811	14:31:14.840
5	2:23.376	+8.328	14:33:38.216
6	2:22.800	+7.752	14:36:01.016
7	2:24.703	+9.655	14:38:25.719
8	2:22.083	+7.035	14:40:47.802
9	2:21.674	+6.626	14:43:09.476
10	2:25.864	+10.816	14:45:35.340
11	2:23.153	+8.105	14:47:58.493

(21) MICOLA MARTIN, IVAN

Lap	Lap Tm	Diff	Time of Day
1	2:12.658	+15.381	14:24:16.328
2	2:02.294	+5.017	14:26:18.622
3	1:58.406	+1.129	14:28:17.028
4	1:57.347	+0.070	14:30:14.375
5	1:57.277		14:32:11.652
6	1:59.832	+2.555	14:34:11.484
7	1:59.626	+2.349	14:36:11.110
8	2:00.042	+2.765	14:38:11.152
9	2:22.029	+24.752	14:40:33.181

(128) VILALTA AGUADO, RAUL

Camp.Catalunya Motocròs. Pons-19

MX4 - MX5

Circuit El Bosquet 1,350 km

FINALS MX4 - MX5

Posició	Nº	Nombre	Total puntos	1a	2a	Llicencia	Club
MX 4							
1	70	CAMPS PALAU, ALFRED	50	25	25	144114-L	MC. Segre
2	12	CASAS NAVARRETE, LEANDRE	40	20	20	145624-B	MC. Segre
3	74	REY ALLUE, JUAN CARLOS	32	16	16	52231-HU	Sinesponsor Racing
4	43	TONA CASTELLS, SANTI	26	13	13	144275-B	Riuprimer Gas i Rocs
5	14	HERNANDEZ BAREA, JOSE LUIS	22	11	11	144165-B	Gm Molins
6	7	VIDAL SABATE, MIGUEL	20	10	10	144149-T	Mc Tot M.Reguers
7	59	SANCHEZ COLL, NARCIS	17	8	9	144797-B	CM Mollet-Isern
8	97	TORRENTE ABRIL, EDUARDO	16	9	7	144091-B	Mc. Polea SX
9	33	MORCHON GUTIERREZ, CARLOS	11	3	8	144162-GI	MC Gas a la Burra
10	28	MAS SOTERAS, ANTONI	11	7	4	144134-B	Mc Igualada
11	66	COSTA AGUSTI, XAVIER	11	6	5	144180-B	MC. Segre
12	84	JORDA ESTANY, JOSEP	10	4	6	144059-GI	Independiente
13	21	MICOLA MARTIN, IVAN	5	5	0	144123-B	
14	52	DURO VALLS, AGUSTI	4	1	3	144816-L	MC. Segre
15	9	RABELLA ATARES, XAVI	3	1	2	144684-B	Em Castellbisbal
16	128	VILALTA AGUADO, RAUL	2	2	0	144902-GI	Mc St.Hilari
17	40	VILAR REIG, ANTONI	0	0	0	144267-L	Mc Solsonès
MX 5							
1	11	VALL FABREGA, AGUSTI	50	25	25	145030-B	MC. Segre
2	50	REDON PAÑELLA, JORDI	36	16	20	144213-B	Gm Molins
3	49	RAMONET MARTINEZ, ANTONI	33	20	13	144623-B	Motocat
4	20	RIBES CASTELLS, JERONI	27	11	16	144498-L	SIP SPORT
5	29	CATALA SABATE, EDUARD	24	13	11	144156-B	Gm Molins
6	94	TRILLES LUBRAN, JOSEP	20	10	10	144685-B	Gm Molins
7	23	BAITO BARRIO, ANGEL	18	9	9	145886-B	Independiente