

Camp Catalunya Motocròs. Ponts 18

Clasificado por mejor tiempo de vuelta

MX 125 2T - Femines

Circuit El Bosquet 1,500 km

Ent Cronometrats

18/05/2013 09:00

Pràctica (25:00 Tiempo) iniciado a 9:00:35

Pos.	Nº	Nom	Moto	Voltes	Millor Tm	En Volta	Dif. resp.	1º Club
1	6	HERNANDEZ BLANCO, MARC	YAMAHA	8	2:11.945	2		MC. Segre
2	98	OLIVA HERMS, ORIOL	SUZUKI	8	2:12.461	4	0.516	Mc B.Bergueda
3	16	SANS SORIA, MARC	KTM	8	2:14.463	7	2.518	Mc Miramar
4	151	OLIVER VILAR, ROGER	KTM	7	2:16.332	5	4.387	Esc.Cop de Gas
5	121	GARCIA CAÑAS, MICHEL	KTM	5	2:20.504	4	8.559	Mc. Villa de Utrillas
6	12	CASAS CERVERA, ORIOL	YAMAHA	4	2:25.820	4	13.875	MC. Segre
7	24	UBACH SALA, SIMEO	KTM	5	2:31.036	5	19.091	Mc B.Bergueda
8	15	PERALES BOGUÑA, ANGEL	KTM	4	2:48.554	4	36.609	Pm Vilassar Dalt
9	85	MASCARILLA GUIU, GUILLEM	KTM	4	3:07.188	2	55.243	MC. Segre
10	11	CASAS SIXTO, JORDI	YAMAHA	3	3:32.153	2	1:20.208	Mc Fonollosa
11	76	ROSELL ROMERO, JOAN D.	YAMAHA	3	5:56.513	3	3:44.568	MC 3 Turons
12	17	MATAS MUR, ERIC	KTM	2	12:09.331	2	9:57.386	

Camp Catalunya Motocròs. Ponts 18

Clasificado por vueltas

MX 125 2T - Femines

Circuit El Bosquet 1,500 km

1a Cursa

18/05/2013 10:30

Carrera (20:00 y 2 Vueltas) iniciado a 10:52:30

sición	Nº	Nombre	Moto	Vueltas	Total T°	Mejor Tm	En Vuelta	Club
1	16	SANS SORIA, MARC	KTM	12	24:30.788	1:58.910	1	Mc Miramar
2	98	OLIVA HERMS, ORIOL	SUZUKI	12	25:19.706	2:02.265	9	Mc B.Bergueda
3	24	UBACH SALA, SIMEO	KTM	12	25:45.332	2:05.129	3	Mc B.Bergueda
4	6	HERNANDEZ BLANCO, MARC	YAMAHA	12	26:01.773	2:03.333	3	MC. Segre
5	12	CASAS CERVERA, ORIOL	YAMAHA	12	26:11.928	2:05.708	11	MC. Segre
6	15	PERALES BOGUÑA, ANGEL	KTM	11	25:32.092	2:13.797	10	Pm Vilassar Dalt
7	121	GARCIA CAÑAS, MICHEL	KTM	11	26:07.031	2:16.545	2	Mc. Villa de Utrillas
8	151	OLIVER VILAR, ROGER	KTM	11	26:33.549	2:08.236	11	Esc.Cop de Gas
9	85	MASCARILLA GUIU, GUILLEM	KTM	9	25:27.590	2:26.710	7	MC. Segre
10	76	ROSELL ROMERO, JOAN D.	YAMAHA	9	26:14.951	2:41.884	8	MC 3 Turons
No clasificado (75% = 9 Vueltas)								
NT	11	CASAS SIXTO, JORDI	YAMAHA	3	13:28.409	2:35.807	2	Mc Fonollosa
NT	17	MATAS MUR, ERIC	KTM	2	6:08.687	3:00.120	1	

Margin of Victory	Avg. Speed	Best Lap Tm	Best Spd	Best Lap by
48.918	44,058	1:58.910	45,412	16 - SANS SORIA, MARC

Jefe de cronometraje Nando Ribé

Orbits

Director de Carrera



SEGUROS
Ges

www.mylaps.com

Licenciado a: Nando.Crono

Camp Catalunya Motocròs. Ponts 18

Vuelta a vuelta

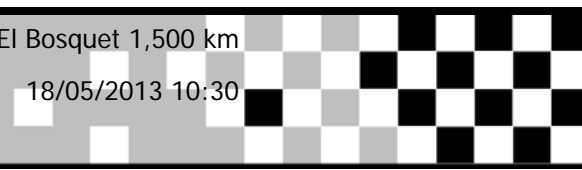
MX 125 2T - Femines

Circuit El Bosquet 1,500 km

1a Cursa

18/05/2013 10:30

Carrera (20:00 y 2 Vueltas) iniciado a 10:52:30



Competidores	Vueltas												
	0	1	2	3	4	5	6	7	8	9	10	11	12
OLIVER VILAR, ROGER (151)	1	151	16	16	16	16	16	16	16	16	16	16	16
UBACH SALA, SIMEO (24)	2	24	24	24	24	24	24	24	24	24	98	98	98
OLIVA HERMS, ORIOL (98)	3	98	98	98	98	6	6	98	98	98	24	24	24
SANS SORIA, MARC (16)	4	16	6	6	6	98	98	6	6	6	6	6	6
PERALES BOGUÑA, ANGEL (15)	5	15	12	12	12	12	12	12	12	12	12	12	12
CASAS CERVERA, ORIOL (12)	6	12	15	15	15	15	15	15	15	15	15	15	15
HERNANDEZ BLANCO, MARC (6)	7	6	121	121	121	121	121	121	121	121	121	121	121
MASCARILLA GUIU, GUILLEM (85)	8	85	85	151	151	151	151	151	151	151	151	151	151
MATAS MUR, ERIC (17)	9	17	151	85	85	85	85	85	85	85	85	85	85
GARCIA CAÑAS, MICHEL (121)	10	121	76	76	76	76	76	76	76	76	76	76	76
ROSELL ROMERO, JOAN D. (76)	11	76	17	17	11								
CASAS SIXTO, JORDI (11)	12	11	11	11									

Camp Catalunya Motocròs. Ponts 18

MX 125 2T - Femines

Circuit El Bosquet 1,500 km

1a Cursa

18/05/2013 10:30

Carrera (20:00 y 2 Vueltas) iniciado a 10:52:30

Lap	Lap Tm	Diff	Time of Day
(16) SANS SORIA, MARC			
1	1:58.910		10:54:34.217
2	2:02.417	+3.507	10:56:36.634
3	2:03.109	+4.199	10:58:39.743
4	2:02.553	+3.643	11:00:42.296
5	2:03.237	+4.327	11:02:45.533
6	2:00.986	+2.076	11:04:46.519
7	2:01.651	+2.741	11:06:48.170
8	2:02.142	+3.232	11:08:50.312
9	2:00.619	+1.709	11:10:50.931
10	2:03.334	+4.424	11:12:54.265
11	2:01.821	+2.911	11:14:56.086
12	2:05.636	+6.726	11:17:01.722

Lap	Lap Tm	Diff	Time of Day
(98) OLIVA HERMS, ORIOL			
1	2:11.535	+9.270	10:54:46.747
2	2:06.312	+4.047	10:56:53.059
3	2:05.081	+2.816	10:58:58.140
4	2:10.564	+8.299	11:01:08.704
5	2:05.429	+3.164	11:03:14.133
6	2:07.652	+5.387	11:05:21.785
7	2:05.610	+3.345	11:07:27.395
8	2:03.108	+0.843	11:09:30.503
9	2:02.265		11:11:32.768
10	2:04.409	+2.144	11:13:37.177
11	2:04.943	+2.678	11:15:42.120
12	2:08.520	+6.255	11:17:50.640

Lap	Lap Tm	Diff	Time of Day
(24) UBACH SALA, SIMEO			
1	2:09.779	+4.650	10:54:44.965
2	2:06.342	+1.213	10:56:51.307
3	2:05.129		10:58:56.436
4	2:08.116	+2.987	11:01:04.552
5	2:07.269	+2.140	11:03:11.821
6	2:06.336	+1.207	11:05:18.157
7	2:05.992	+0.863	11:07:24.149
8	2:05.596	+0.467	11:09:29.745
9	2:07.429	+2.300	11:11:37.174
10	2:06.771	+1.642	11:13:43.945
11	2:24.824	+19.695	11:16:08.769
12	2:07.497	+2.368	11:18:16.266

Lap	Lap Tm	Diff	Time of Day
(6) HERNANDEZ BLANCO, MARC			
1	2:13.470	+10.137	10:54:49.210
2	2:07.149	+3.816	10:56:56.359
3	2:03.333		10:58:59.692
4	2:05.356	+2.023	11:01:05.048
5	2:07.430	+4.097	11:03:12.478
6	2:25.918	+22.585	11:05:38.396
7	2:09.474	+6.141	11:07:47.870
8	2:07.637	+4.304	11:09:55.507
9	2:08.308	+4.975	11:12:03.815
10	2:09.721	+6.388	11:14:13.536
11	2:07.047	+3.714	11:16:20.583
12	2:12.124	+8.791	11:18:32.707

Lap	Lap Tm	Diff	Time of Day
(12) CASAS CERVERA, ORIOL			
1	2:18.032	+12.324	10:54:53.422
2	2:15.332	+9.624	10:57:08.754
3	2:10.624	+4.916	10:59:19.378
4	2:13.812	+8.104	11:01:33.190
5	2:12.608	+6.900	11:03:45.798
6	2:10.906	+5.198	11:05:56.704
7	2:08.592	+2.884	11:08:05.296
8	2:08.300	+2.592	11:10:13.596

Lap	Lap Tm	Diff	Time of Day
9	2:07.385	+1.677	11:12:20.981
10	2:06.247	+0.539	11:14:27.228
11	2:05.708		11:16:32.936
12	2:09.926	+4.218	11:18:42.862

Lap	Lap Tm	Diff	Time of Day
(15) PERALES BOGUÑA, ANGEL			
1	2:21.147	+7.350	10:54:56.521
2	2:15.165	+1.368	10:57:11.686
3	2:14.648	+0.851	10:59:26.334
4	2:17.794	+3.997	11:01:44.128
5	2:16.836	+3.039	11:04:00.964
6	2:17.076	+3.279	11:06:18.040
7	2:23.577	+9.780	11:08:41.617
8	2:34.056	+20.259	11:11:15.673
9	2:15.036	+1.239	11:13:30.709
10	2:13.797		11:15:44.506
11	2:18.520	+4.723	11:18:03.026

Lap	Lap Tm	Diff	Time of Day
(121) GARCIA CAÑAS, MICHEL			
1	2:22.621	+6.076	10:54:58.647
2	2:16.545		10:57:15.192
3	2:17.290	+0.745	10:59:32.482
4	2:37.691	+21.146	11:02:10.173
5	2:20.190	+3.645	11:04:30.363
6	2:18.546	+2.001	11:06:48.909
7	2:16.926	+0.381	11:09:05.835
8	2:18.850	+2.305	11:11:24.685
9	2:20.425	+3.880	11:13:45.110
10	2:22.760	+6.215	11:16:07.870
11	2:30.095	+13.550	11:18:37.965

Lap	Lap Tm	Diff	Time of Day
(151) OLIVER VILAR, ROGER			
1	2:39.525	+31.289	10:55:14.579
2	2:13.002	+4.766	10:57:27.581
3	2:14.689	+6.453	10:59:42.270
4	2:53.842	+45.606	11:02:36.112
5	2:19.014	+10.778	11:04:55.126
6	3:03.526	+55.290	11:07:58.652
7	2:20.384	+12.148	11:10:19.036
8	2:12.399	+4.163	11:12:31.435
9	2:15.446	+7.210	11:14:46.881
10	2:09.366	+1.130	11:16:56.247
11	2:08.236		11:19:04.483

Lap	Lap Tm	Diff	Time of Day
(85) MASCARILLA GUIJU, GUILLEM			
1	2:34.350	+7.640	10:55:10.192
2	2:29.672	+2.962	10:57:39.864
3	2:55.502	+28.792	11:00:35.366
4	2:32.737	+6.027	11:03:08.103
5	2:29.912	+3.202	11:05:38.015
6	2:26.775	+0.065	11:08:04.790
7	2:26.710		11:10:31.500
8	4:23.524	+1:56.814	11:14:55.024
9	3:03.500	+36.790	11:17:58.524

Lap	Lap Tm	Diff	Time of Day
(76) ROSELL ROMERO, JOAN D.			
1	2:43.616	+1.732	10:55:20.038
2	2:49.856	+7.972	10:58:09.894
3	2:52.511	+10.627	11:01:02.405
4	3:02.708	+20.824	11:04:05.113
5	2:59.074	+17.190	11:07:04.187
6	2:59.900	+18.016	11:10:04.087
7	2:53.692	+11.808	11:12:57.779
8	2:41.884		11:15:39.663
9	3:06.222	+24.338	11:18:45.885

Camp Catalunya Motocròs. Ponts 18

Clasificado por vueltas

MX 125 2T - Femines

Circuit El Bosquet 1,500 km

2a Cursa

18/05/2013 12:10

Carrera (20:00 y 2 Vueltas) iniciado a 12:29:29

sición	N°	Nombre	Moto	Vueltas	Total T°	Mejor Tm	En Vuelta	Club
1	16	SANS SORIA, MARC	KTM	13	23:57.194	1:48.685	10	Mc Miramar
2	6	HERNANDEZ BLANCO, MARC	YAMAHA	13	24:06.441	1:48.690	11	MC. Segre
3	24	UBACH SALA, SIMEO	KTM	13	24:33.069	1:51.393	12	Mc B.Bergueda
4	151	OLIVER VILAR, ROGER	KTM	13	24:38.128	1:50.278	13	Esc.Cop de Gas
5	12	CASAS CERVERA, ORIOL	YAMAHA	13	24:39.615	1:50.393	12	MC. Segre
6	98	OLIVA HERMS, ORIOL	SUZUKI	13	24:45.056	1:50.120	11	Mc B.Bergueda
7	15	PERALES BOGUÑA, ANGEL	KTM	12	24:02.518	1:57.219	3	Pm Vilassar Dalt
8	121	GARCIA CAÑAS, MICHEL	KTM	12	25:32.625	2:01.232	6	Mc. Villa de Utrillas
9	85	MASCARILLA GUIU, GUILLEM	KTM	11	24:39.022	2:10.002	11	MC. Segre
No clasificado (75% = 10 Vueltas)								
NT	11	CASAS SIXTO, JORDI	YAMAHA	6	17:06.399	2:24.123	6	Mc Fonollosa
NT	17	MATAS MUR, ERIC	KTM	4	9:41.224	2:18.733	2	
NE	76	ROSELL ROMERO, JOAN D.	YAMAHA				0	MC 3 Turons

Margin of Victory	Avg. Speed	Best Lap Tm	Best Spd	Best Lap by
9.247	48,845	1:48.685	49,685	16 - SANS SORIA, MARC

Jefe de cronometraje Nando Ribé

Orbits

Director de Carrera



SEGUROS
Ges

www.mylaps.com

Licenciado a: Nando.Crono

Camp Catalunya Motocròs. Ponts 18

Vuelta a vuelta

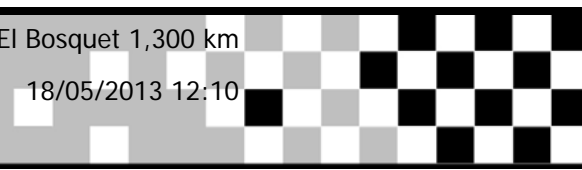
MX 125 2T - Femines

Circuit El Bosquet 1,300 km

2a Cursa

18/05/2013 12:10

Carrera (20:00 y 2 Vueltas) iniciado a 12:29:29



Competidores

Vueltas

	0	1	2	3	4	5	6	7	8	9	10	11	12	13
OLIVER VILAR, ROGER (151)	1	151	16	16	16	16	16	16	16	16	16	16	16	16
UBACH SALA, SIMEO (24)	2	24	98	24	6	6	6	6	6	6	6	6	6	6
SANS SORIA, MARC (16)	3	16	24	6	24	24	24	24	24	24	24	24	24	24
OLIVA HERMS, ORIOL (98)	4	98	6	151	151	151	151	151	151	151	151	151	151	151
CASAS CERVERA, ORIOL (12)	5	12	151	12	12	12	12	12	12	12	12	12	12	12
PERALES BOGUÑA, ANGEL (15)	6	15	12	98	98	98	98	98	98	98	98	98	98	98
HERNANDEZ BLANCO, MARC (6)	7	6	15	15	15	15	15	15	15	15	15	15	15	15
MASCARILLA GUIU, GUILLEM (85)	8	85	121	121	121	121	121	121	121	121	121	121	121	121
MATAS MUR, ERIC (17)	9	17	85	85	85	85	85	85	85	85	85	85	85	85
GARCIA CAÑAS, MICHEL (121)	10	121	17	17	17	17	11	11						
CASAS SIXTO, JORDI (11)	11	11	11	11	11	11								
-	12													

Camp Catalunya Motocròs. Ponts 18

MX 125 2T - Femines

Circuit El Bosquet 1,300 km

2a Cursa

18/05/2013 12:10

Carrera (20:00 y 2 Vueltas) iniciado a 12:29:29

Lap	Lap Tm	Diff	Time of Day
(16) SANS SORIA, MARC			
1	1:51.995	+3.310	12:31:25.965
2	1:51.182	+2.497	12:33:17.147
3	1:51.111	+2.426	12:35:08.258
4	1:51.026	+2.341	12:36:59.284
5	1:49.564	+0.879	12:38:48.848
6	1:49.237	+0.552	12:40:38.085
7	1:49.765	+1.080	12:42:27.850
8	1:49.732	+1.047	12:44:17.582
9	1:49.894	+1.209	12:46:07.476
10	1:48.685		12:47:56.161
11	1:50.494	+1.809	12:49:46.655
12	1:49.712	+1.027	12:51:36.367
13	1:50.623	+1.938	12:53:26.990

Lap	Lap Tm	Diff	Time of Day
(6) HERNANDEZ BLANCO, MARC			
1	1:57.555	+8.865	12:31:31.980
2	1:55.485	+6.795	12:33:27.465
3	1:52.936	+4.246	12:35:20.401
4	1:51.145	+2.455	12:37:11.546
5	1:49.273	+0.583	12:39:00.819
6	1:49.402	+0.712	12:40:50.221
7	1:48.983	+0.293	12:42:39.204
8	1:49.480	+0.790	12:44:28.684
9	1:49.240	+0.550	12:46:17.924
10	1:49.338	+0.648	12:48:07.262
11	1:48.690		12:49:55.952
12	1:49.044	+0.354	12:51:44.996
13	1:51.241	+2.551	12:53:36.237

Lap	Lap Tm	Diff	Time of Day
(24) UBACH SALA, SIMEO			
1	1:57.109	+5.716	12:31:31.055
2	1:55.065	+3.672	12:33:26.120
3	1:56.135	+4.742	12:35:22.255
4	1:52.871	+1.478	12:37:15.126
5	1:52.158	+0.765	12:39:07.284
6	1:52.183	+0.790	12:40:59.467
7	1:52.650	+1.257	12:42:52.117
8	1:51.457	+0.064	12:44:43.574
9	1:52.576	+1.183	12:46:36.150
10	1:51.430	+0.037	12:48:27.580
11	1:51.791	+0.398	12:50:19.371
12	1:51.393		12:52:10.764
13	1:52.101	+0.708	12:54:02.865

Lap	Lap Tm	Diff	Time of Day
(151) OLIVER VILAR, ROGER			
1	1:59.566	+9.288	12:31:33.484
2	1:56.234	+5.956	12:33:29.718
3	1:53.644	+3.366	12:35:23.362
4	1:53.891	+3.613	12:37:17.253
5	1:52.355	+2.077	12:39:09.608
6	1:52.268	+1.990	12:41:01.876
7	1:52.368	+2.090	12:42:54.244
8	1:52.252	+1.974	12:44:46.496
9	1:53.292	+3.014	12:46:39.788
10	1:54.549	+4.271	12:48:34.337
11	1:52.818	+2.540	12:50:27.155
12	1:50.491	+0.213	12:52:17.646
13	1:50.278		12:54:07.924

Lap	Lap Tm	Diff	Time of Day
(12) CASAS CERVERA, ORIOL			
1	2:01.600	+11.207	12:31:35.718
2	1:56.400	+6.007	12:33:32.118
3	1:55.099	+4.706	12:35:27.217
4	1:54.043	+3.650	12:37:21.260

Lap	Lap Tm	Diff	Time of Day
5	1:52.616	+2.223	12:39:13.876
6	1:53.697	+3.304	12:41:07.573
7	1:51.904	+1.511	12:42:59.477
8	1:51.845	+1.452	12:44:51.322
9	1:52.214	+1.821	12:46:43.536
10	1:53.631	+3.238	12:48:37.167
11	1:51.075	+0.682	12:50:28.242
12	1:50.393		12:52:18.635
13	1:50.776	+0.383	12:54:09.411

Lap	Lap Tm	Diff	Time of Day
(98) OLIVA HERMS, ORIOL			
1	1:55.060	+4.940	12:31:29.155
2	2:06.857	+16.737	12:33:36.012
3	1:54.458	+4.338	12:35:30.470
4	1:52.545	+2.425	12:37:23.015
5	1:52.999	+2.879	12:39:16.014
6	1:52.819	+2.699	12:41:08.833
7	1:52.544	+2.424	12:43:01.377
8	1:53.682	+3.562	12:44:55.059
9	1:51.924	+1.804	12:46:46.983
10	1:52.656	+2.536	12:48:39.639
11	1:50.120		12:50:29.759
12	1:50.581	+0.461	12:52:20.340
13	1:54.512	+4.392	12:54:14.852

Lap	Lap Tm	Diff	Time of Day
(15) PERALES BOGUÑA, ANGEL			
1	2:03.480	+6.261	12:31:37.771
2	1:59.546	+2.327	12:33:37.317
3	1:57.219		12:35:34.536
4	1:57.598	+0.379	12:37:32.134
5	1:57.690	+0.471	12:39:29.824
6	2:00.990	+3.771	12:41:30.814
7	1:59.440	+2.221	12:43:30.254
8	1:58.814	+1.595	12:45:29.068
9	2:00.783	+3.564	12:47:29.851
10	2:00.450	+3.231	12:49:30.301
11	2:00.136	+2.917	12:51:30.437
12	2:01.877	+4.658	12:53:32.314

Lap	Lap Tm	Diff	Time of Day
(121) GARCIA CAÑAS, MICHEL			
1	2:08.689	+7.457	12:31:43.470
2	2:05.642	+4.410	12:33:49.112
3	2:29.476	+28.244	12:36:18.588
4	2:02.730	+1.498	12:38:21.318
5	2:04.621	+3.389	12:40:25.939
6	2:01.232		12:42:27.171
7	2:11.006	+9.774	12:44:38.177
8	2:03.229	+1.997	12:46:41.406
9	2:11.877	+10.645	12:48:53.283
10	2:03.240	+2.008	12:50:56.523
11	2:03.358	+2.126	12:52:59.881
12	2:02.540	+1.308	12:55:02.421

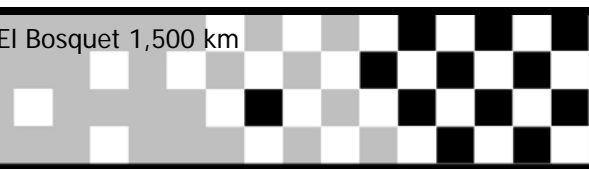
Lap	Lap Tm	Diff	Time of Day
(85) MASCARILLA GUIU, GUILLEM			
1	2:18.554	+8.552	12:31:53.198
2	2:12.747	+2.745	12:34:05.945
3	2:26.576	+16.574	12:36:32.521
4	2:10.808	+0.806	12:38:43.329
5	2:11.629	+1.627	12:40:54.958
6	2:12.490	+2.488	12:43:07.448
7	2:12.419	+2.417	12:45:19.867
8	2:11.821	+1.819	12:47:31.688
9	2:14.906	+4.904	12:49:46.594
10	2:12.222	+2.220	12:51:58.816
11	2:10.002		12:54:08.818

Camp Catalunya Motocròs. Pons 18

MX 125 2T - Femines

Circuit El Bosquet 1,500 km

FINAL MX2 125 - Fem



Posició	Nº	Nombre	Total puntos	1a	R2.	Club	Llicencia
1	16	SANS SORIA, MARC	50	25	25	Mc Miramar	144192-T
2	6	HERNANDEZ BLANCO, MARC	33	13	20	MC. Segre	144200-GI
3	24	UBACH SALA, SIMEO	32	16	16	Mc B.Bergueda	144066-B
4	98	OLIVA HERMS, ORIOL	30	20	10	Mc B.Bergueda	144080-B
5	12	CASAS CERVERA, ORIOL	22	11	11	MC. Segre	144347-B
6	151	OLIVER VILAR, ROGER	21	8	13	Esc.Cop de Gas	144408-GI
7	15	PERALES BOGUÑA, ANGEL	19	10	9	Pm Vilassar Dalt	144119-B
8	121	GARCIA CAÑAS, MICHEL	17	9	8	Mc. Villa de Utrillas	52235-TE
9	85	MASCARILLA GUIU, GUILLEM	14	7	7	MC. Segre	144181-L
10	76	ROSELL ROMERO, JOAN D.	6	6	0	MC 3 Turons	144082-B
11	11	CASAS SIXTO, JORDI	0	0	0	Mc Fonollosa	144781-B
12	17	MATAS MUR, ERIC	0	0	0		11722-AN

Camp Catalunya Motocròs. Ponts 18

Clasificado por mejor tiempo de vuelta

MX 85 Cad-Juv

Circuit El Bosquet 1,500 km

Entr Conometrats

18/05/2013 09:30

Práctica (25:00 Tiempo) iniciado a 9:30:00

Pos.	Nº	Nom	Moto	Voltes	Millor Tm	En Volta	Dif. resp. 1º	PEC	Categ
1	22	GIRONA ROCA, ALBERT	KTM	6	2:03.464	6		1	MX85 Cad
2	77	SANTIN DE ARTEAGA, ALEX	KTM	8	2:06.051	6	2.587	1	MX85 Juv
3	34	GOMEZ SABATE, JOAN		5	2:10.516	3	7.052	2	MX85 Juv
4	16	CAÑAS APARICIO, GERVASIO	KTM	7	2:11.302	5	7.838	3	MX85 Juv
5	45	MIRAVALL GROS, JOEL	SHERCO	8	2:11.986	5	8.522	2	MX85 Cad
6	29	GOMEZ LOPEZ, SILVER	SUZUKI	9	2:14.492	6	11.028	3	MX85 Cad
7	72	UBACH SALA, SALVADOR	KTM	3	2:23.269	3	19.805	4	MX85 Juv
8	13	REDONDO CALDERON, VICTOR	YAMAHA	4	2:29.706	3	26.242	4	MX85 Cad
9	35	SEGU ROSA, ORIOL	KAWASAKI	4	2:37.892	4	34.428	5	MX85 Juv
10	75	FERRERES ALOU, JESUS	KTM	4	2:53.426	2	49.962	6	MX85 Juv
11	19	FERRANDIS TORMOS, AITOR	KTM	5	3:01.892	4	58.428	7	MX85 Juv
12	25	FONTANALS BENAVENT, MARC	KTM	3	3:10.783	2	1:07.319	5	MX85 Cad
13	65	RIGAU CODINA, LLUIS	KTM	4	3:14.813	3	1:11.349	8	MX85 Juv
14	64	OTERO SAEZ, ROBERTO	KTM	4	4:36.302	3	2:32.838	9	MX85 Juv
15	73	MELGAREJO GOMEZ, ERIC	KAWASAKI	2	5:23.171	2	3:19.707	10	MX85 Juv
16	48	TARRAGONA SARRI, MARC	KTM	3	6:13.041	2	4:09.577	11	MX85 Juv
17	14	BARRIOS LOPEZ, ALEX	KAWASAKI	2	6:21.599	2	4:18.135	12	MX85 Juv
18	43	GASCO MARTINEZ, JAN	KTM	2	10:21.442	2	8:17.978	13	MX85 Juv
19	32	FERRE PLA, EDGAR	SUZUKI	2	14:07.603	2	12:04.139	6	MX85 Cad
20	457	PAZ JIMENEZ, MARC	KTM	2	15:38.171	2	13:34.707	14	MX85 Juv
21	26	MASCARILLA GUIU, VALERI X.	KTM	1		0		15	MX85 Juv
22	777	MERCADER CARPIO, GERARD	KTM	1		0		16	MX85 Juv

Camp Catalunya Motocròs. Ponts 18

Clasificado por vueltas

MX 85 Cad-Juv

Circuit El Bosquet 0,800 km

1a Cursa

18/05/2013 11:00

Carrera (15:00 y 2 Vueltas) iniciado a 11:21:16

sición	Nº	Nombre	Moto	Vueltas	Total T°	Mejor Tm	En Vuelta	PEC	Categ
1	29	GOMEZ LOPEZ, SILVER	SUZUKI	11	19:50.304	1:42.027	11	1	MX85 Cad
2	22	GIRONA ROCA, ALBERT	KTM	11	20:03.187	1:43.708	9	2	MX85 Cad
3	48	TARRAGONA SARRI, MARC	KTM	11	20:03.414	1:46.116	8	1	MX85 Juv
4	16	CAÑAS APARICIO, GERVASIO	KTM	11	20:21.922	1:48.957	2	2	MX85 Juv
5	77	SANTIN DE ARTEAGA, ALEX	KTM	11	20:43.287	1:46.773	10	3	MX85 Juv
6	72	UBACH SALA, SALVADOR	KTM	11	20:44.583	1:45.126	11	4	MX85 Juv
7	45	MIRAVALL GROS, JOEL	SHERCO	11	20:46.803	1:46.003	11	3	MX85 Cad
8	19	FERRANDIS TORMOS, AITOR	KTM	11	21:03.679	1:49.924	8	5	MX85 Juv
9	64	OTERO SAEZ, ROBERTO	KTM	10	20:10.803	1:55.713	10	6	MX85 Juv
10	25	FONTANALS BENAVENT, MARC	KTM	10	20:34.241	1:49.832	8	4	MX85 Cad
11	65	RIGAU CODINA, LLUIS	KTM	10	21:33.790	2:02.955	9	7	MX85 Juv
12	75	FERRERES ALOU, JESUS	KTM	9	19:54.261	2:04.126	3	8	MX85 Juv
13	13	REDONDO CALDERON, VICTOR	YAMAHA	9	19:57.878	1:56.505	4	5	MX85 Cad
14	43	GASCO MARTINEZ, JAN	KTM	9	20:36.049	1:54.323	6	9	MX85 Juv
15	32	FERRE PLA, EDGAR	SUZUKI	9	21:55.338	2:11.349	2	6	MX85 Cad
16	35	SEGU ROSA, ORIOL	KAWASAKI	8	20:13.326	2:10.229	7	10	MX85 Juv
17	457	PAZ JIMENEZ, MARC	KTM	8	20:26.175	2:13.090	8	11	MX85 Juv
18	26	MASCARILLA GUIU, VALERI X.	KTM	8	20:33.050	2:18.668	7	12	MX85 Juv
19	14	BARRIOS LOPEZ, ALEX	KAWASAKI	7	22:58.760	2:23.065	6	13	MX85 Juv
20	73	MELGAREJO GOMEZ, ERIC	KAWASAKI	6	23:00.239	2:23.012	5	14	MX85 Juv
No clasificado									
NT	34	GOMEZ SABATE, JOAN		1	1:57.861	1:53.441	1	NT	MX85 Juv
NE	777	MERCADER CARPIO, GERARD	KTM				0	NE	MX85 Juv

Margin of Victory	Avg. Speed	Best Lap Tm	Best Spd	Best Lap by
12.883	26,615	1:42.027	28,228	29 - GOMEZ LOPEZ, SILVER

Jefe de cronometraje Nando Ribé

Orbits

Director de Carrera



SEGUROS
Ges

www.mylaps.com

Licenciado a: Nando.Crono

Camp Catalunya Motocròs. Ponts 18

Vuelta a vuelta

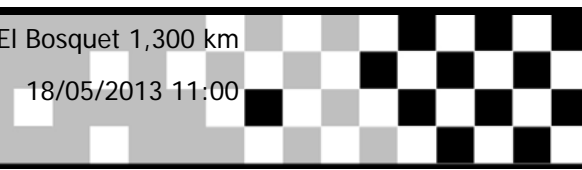
MX 85 Cad-Juv

Circuit El Bosquet 1,300 km

1a Cursa

18/05/2013 11:00

Carrera (15:00 y 2 Vueltas) iniciado a 11:21:16



Competidores	Vueltas												
	0	1	2	3	4	5	6	7	8	9	10	11	
GIRONA ROCA, ALBERT (22)	1	22	16	16	16	16	29	29	48	48	29	29	29
SANTIN DE ARTEAGA, ALEX (77)	2	77	34	48	48	29	16	16	16	29	48	22	22
GOMEZ SABATE, JOAN (34)	3	34	48	29	29	48	48	48	29	22	22	48	48
OTERO SAEZ, ROBERTO (64)	4	64	77	72	22	22	22	22	22	16	16	16	16
FONTANALS BENAVENT, MARC (25)	5	25	29	22	72	72	77	77	77	77	77	77	77
CAÑAS APARICIO, GERVASIO (16)	6	16	72	45	77	77	72	72	72	72	72	72	72
GOMEZ LOPEZ, SILVER (29)	7	29	45	19	19	19	45	45	45	45	45	45	45
UBACH SALA, SALVADOR (72)	8	72	22	77	45	45	19	19	19	19	19	19	19
FERRANDIS TORMOS, AITOR (19)	9	19	19	64	64	64	64	64	64	64	64	64	64
MIRAVALL GROS, JOEL (45)	10	45	64	75	75	13	65	25	25	25	25	25	25
REDONDO CALDERON, VICTOR (13)	11	13	43	65	13	75	75	65	65	65	65	65	65
GASCO MARTINEZ, JAN (43)	12	43	65	13	65	65	25	75	43	43	75		
TARRAGONA SARRI, MARC (48)	13	48	75	43	43	25	43	43	75	75	13		
FERRERES ALOU, JESUS (75)	14	75	35	35	25	43	13	13	13	13	43		
MASCARILLA GUIU, VALERI X. (26)	15	26	13	25	32	32	32	32	32	32	32		
SEGU ROSA, ORIOL (35)	16	35	26	32	457	457	457	35	35	35			
RIGAU CODINA, LLUIS (65)	17	65	32	26	26	26	26	26	26	457			
MELGAREJO GOMEZ, ERIC (73)	18	73	457	457	35	35	35	457	457	26			
BARRIOS LOPEZ, ALEX (14)	19	14	25	73	14	14	14	14	14				
PAZ JIMENEZ, MARC (457)	20	457	14	14	73	73	73	73					
FERRE PLA, EDGAR (32)	21	32	73										
-	22												

Camp Catalunya Motocròs. Ponts 18

MX 85 Cad-Juv

Circuit El Bosquet 1,300 km

1a Cursa

18/05/2013 11:00

Carrera (15:00 y 2 Vueltas) iniciado a 11:21:16

Lap	Lap Tm	Diff	Time of Day
(29) GOMEZ LOPEZ, SILVER			
1	1:57.238	+15.211	11:23:18.175
2	1:50.802	+8.775	11:25:08.977
3	1:48.686	+6.659	11:26:57.663
4	1:45.378	+3.351	11:28:43.041
5	1:43.496	+1.469	11:30:26.537
6	1:46.553	+4.526	11:32:13.090
7	1:59.713	+17.686	11:34:12.803
8	1:44.914	+2.887	11:35:57.717
9	1:44.211	+2.184	11:37:41.928
10	1:42.625	+0.598	11:39:24.553
11	1:42.027		11:41:06.580

Lap	Lap Tm	Diff	Time of Day
(22) GIRONA ROCA, ALBERT			
1	2:02.825	+19.117	11:23:23.323
2	1:51.596	+7.888	11:25:14.919
3	1:50.126	+6.418	11:27:05.045
4	1:50.928	+7.220	11:28:55.973
5	1:44.434	+0.726	11:30:40.407
6	1:46.097	+2.389	11:32:26.504
7	1:47.182	+3.474	11:34:13.686
8	1:46.770	+3.062	11:36:00.456
9	1:43.708		11:37:44.164
10	1:44.906	+1.198	11:39:29.070
11	1:50.393	+6.685	11:41:19.463

Lap	Lap Tm	Diff	Time of Day
(48) TARRAGONA SARRI, MARC			
1	1:53.781	+7.665	11:23:15.360
2	1:50.275	+4.159	11:25:05.635
3	1:49.345	+3.229	11:26:54.980
4	1:49.863	+3.747	11:28:44.843
5	1:48.398	+2.282	11:30:33.241
6	1:49.991	+3.875	11:32:23.232
7	1:47.873	+1.757	11:34:11.105
8	1:46.116		11:35:57.221
9	1:46.482	+0.366	11:37:43.703
10	1:47.979	+1.863	11:39:31.682
11	1:48.008	+1.892	11:41:19.690

Lap	Lap Tm	Diff	Time of Day
(16) CAÑAS APARICIO, GERVASIO			
1	1:51.392	+2.435	11:23:12.165
2	1:48.957		11:25:01.122
3	1:50.509	+1.552	11:26:51.631
4	1:51.059	+2.102	11:28:42.690
5	1:49.133	+0.176	11:30:31.823
6	1:50.921	+1.964	11:32:22.744
7	1:49.524	+0.567	11:34:12.268
8	1:49.643	+0.686	11:36:01.911
9	1:52.008	+3.051	11:37:53.919
10	1:50.036	+1.079	11:39:43.955
11	1:54.243	+5.286	11:41:38.198

Lap	Lap Tm	Diff	Time of Day
(77) SANTIN DE ARTEAGA, ALEX			
1	1:56.244	+9.471	11:23:16.891
2	2:14.482	+27.709	11:25:31.373
3	1:47.756	+0.983	11:27:19.129
4	1:50.277	+3.504	11:29:09.406
5	1:49.589	+2.816	11:30:58.995
6	1:49.540	+2.767	11:32:48.535
7	1:51.268	+4.495	11:34:39.803
8	1:51.769	+4.996	11:36:31.572
9	1:50.165	+3.392	11:38:21.737
10	1:46.773		11:40:08.510
11	1:51.053	+4.280	11:41:59.563

Lap	Lap Tm	Diff	Time of Day
(72) UBACH SALA, SALVADOR			
1	1:59.762	+14.636	11:23:20.730
2	1:53.064	+7.938	11:25:13.794
3	1:57.813	+12.687	11:27:11.607
4	1:57.126	+12.000	11:29:08.733
5	1:53.022	+7.896	11:31:01.755
6	1:52.979	+7.853	11:32:54.734
7	1:51.181	+6.055	11:34:45.915
8	1:51.093	+5.967	11:36:37.008
9	1:50.050	+4.924	11:38:27.058
10	1:48.675	+3.549	11:40:15.733
11	1:45.126		11:42:00.859

Lap	Lap Tm	Diff	Time of Day
(45) MIRAVALL GROS, JOEL			
1	2:01.598	+15.595	11:23:22.651
2	1:55.814	+9.811	11:25:18.465
3	2:13.684	+27.681	11:27:32.149
4	1:48.249	+2.246	11:29:20.398
5	1:50.830	+4.827	11:31:11.228
6	1:50.659	+4.656	11:33:01.887
7	1:48.627	+2.624	11:34:50.514
8	1:49.965	+3.962	11:36:40.479
9	1:47.674	+1.671	11:38:28.153
10	1:48.923	+2.920	11:40:17.076
11	1:46.003		11:42:03.079

Lap	Lap Tm	Diff	Time of Day
(19) FERRANDIS TORMOS, AITOR			
1	2:05.430	+15.506	11:23:26.471
2	2:00.510	+10.586	11:25:26.981
3	1:58.956	+9.032	11:27:25.937
4	1:53.038	+3.114	11:29:18.975
5	1:54.677	+4.753	11:31:13.652
6	1:51.679	+1.755	11:33:05.331
7	1:50.782	+0.858	11:34:56.113
8	1:49.924		11:36:46.037
9	1:50.872	+0.948	11:38:36.909
10	1:51.426	+1.502	11:40:28.335
11	1:51.620	+1.696	11:42:19.955

Lap	Lap Tm	Diff	Time of Day
(64) OTERO SAEZ, ROBERTO			
1	2:12.028	+16.315	11:23:32.726
2	2:04.987	+9.274	11:25:37.713
3	1:59.762	+4.049	11:27:37.475
4	2:01.010	+5.297	11:29:38.485
5	1:57.342	+1.629	11:31:35.827
6	1:59.581	+3.868	11:33:35.408
7	1:59.665	+3.952	11:35:35.073
8	1:56.743	+1.030	11:37:31.816
9	1:59.550	+3.837	11:39:31.366
10	1:55.713		11:41:27.079

Lap	Lap Tm	Diff	Time of Day
(25) FONTANALS BENAVENT, MARC			
1	3:26.571	+1:36.739	11:24:47.292
2	1:56.523	+6.691	11:26:43.815
3	1:54.438	+4.606	11:28:38.253
4	1:52.542	+2.710	11:30:30.795
5	2:00.514	+10.682	11:32:31.309
6	1:53.708	+3.876	11:34:25.017
7	1:53.009	+3.177	11:36:18.026
8	1:49.832		11:38:07.858
9	1:50.722	+0.890	11:39:58.580
10	1:51.937	+2.105	11:41:50.517

Lap	Lap Tm	Diff	Time of Day
(65) RIGAU CODINA, LLUIS			
1	2:13.780	+10.825	11:23:35.844
2	2:25.946	+22.991	11:26:01.790

Lap	Lap Tm	Diff	Time of Day
3	2:03.367	+0.412	11:28:05.157
4	2:07.284	+4.329	11:30:12.441
5	2:09.293	+6.338	11:32:21.734
6	2:06.197	+3.242	11:34:27.931
7	2:05.408	+2.453	11:36:33.339
8	2:09.385	+6.430	11:38:42.724
9	2:02.955		11:40:45.679
10	2:04.387	+1.432	11:42:50.066

Lap	Lap Tm	Diff	Time of Day
(75) FERRERES ALOU, JESUS			
1	2:17.177	+13.051	11:23:38.882
2	2:13.516	+9.390	11:25:52.398
3	2:04.126		11:27:56.524
4	2:15.569	+11.443	11:30:12.093
5	2:18.292	+14.166	11:32:30.385
6	2:15.163	+11.037	11:34:45.548
7	2:09.494	+5.368	11:36:55.042
8	2:04.551	+0.425	11:38:59.593
9	2:10.944	+6.818	11:41:10.537

Lap	Lap Tm	Diff	Time of Day
(13) REDONDO CALDERON, VICTOR			
1	2:42.187	+45.682	11:24:03.317
2	1:59.492	+2.987	11:26:02.809
3	1:56.933	+0.428	11:27:59.742
4	1:56.505		11:29:56.247
5	3:24.806	+1:28.301	11:33:21.053
6	1:57.708	+1.203	11:35:18.761
7	1:59.145	+2.640	11:37:17.906
8	1:59.073	+2.568	11:39:16.979
9	1:57.175	+0.670	11:41:14.154

Lap	Lap Tm	Diff	Time of Day
(43) GASCO MARTINEZ, JAN			
1	2:12.351	+18.028	11:23:33.643
2	2:39.237	+44.914	11:26:12.880
3	1:57.332	+3.009	11:28:10.212
4	2:55.775	+1:01.452	11:31:05.987
5	1:54.524	+0.201	11:33:00.511
6	1:54.323		11:34:54.834
7	1:57.469	+3.146	11:36:52.303
8	1:56.705	+2.382	11:38:49.008
9	3:03.317	+1:08.994	11:41:52.325

Lap	Lap Tm	Diff	Time of Day
(32) FERRE PLA, EDGAR			
1	3:13.524	+1:02.175	11:24:36.648
2	2:11.349		11:26:47.997
3	2:14.504	+3.155	11:29:02.501
4	2:14.006	+2.657	11:31:16.507
5	2:13.945	+2.596	11:33:30.452
6	2:13.127	+1.778	11:35:43.579
7	2:35.702	+24.353	11:38:19.281
8	2:16.606	+5.257	11:40:35.887
9	2:35.727	+24.378	11:43:11.614

Lap	Lap Tm	Diff	Time of Day
(35) SEGU ROSA, ORIOL			
1	2:29.488	+19.259	11:23:51.396
2	2:37.354	+27.125	11:26:28.750
3	3:45.505	+1:35.276	11:30:14.255
4	2:22.713	+12.484	11:32:36.968
5	2:14.488	+4.259	11:34:51.456
6	2:13.978	+3.749	11:37:05.434
7	2:10.229		11:39:15.663
8	2:13.939	+3.710	11:41:29.602

Lap	Lap Tm	Diff	Time of Day
(457) PAZ JIMENEZ, MARC			
1	3:14.979	+1:01.889	11:24:37.489
2	2:34.969	+21.879	11:27:12.458

Jefe de cronometraje Nando Ribé

Orbits

Director de Carrera



SEGUROS
Ges

www.mylaps.com

Licenciado a: Nando.Crono

Camp Catalunya Motocròs. Ponts 18

Clasificado por vueltas

MX 85 Cad-Juv

Circuit El Bosquet 0,800 km

2a Cursa

18/05/2013 12:40

Carrera (15:00 y 2 Vueltas) iniciado a 12:57:00

sición	Nº	Nombre	Moto	Vueltas	Total T°	Mejor Tm	En Vuelta	PEC	Categ
1	29	GOMEZ LOPEZ, SILVER	SUZUKI	12	19:22.601	1:34.229	3	1	MX85 Cad
2	22	GIRONA ROCA, ALBERT	KTM	12	19:26.039	1:35.322	10	2	MX85 Cad
3	48	TARRAGONA SARRI, MARC	KTM	12	19:45.605	1:36.535	11	1	MX85 Juv
4	45	MIRAVALL GROS, JOEL	SHERCO	12	19:46.027	1:36.515	7	3	MX85 Cad
5	16	CAÑAS APARICIO, GERVASIO	KTM	12	19:49.217	1:35.011	10	2	MX85 Juv
6	13	REDONDO CALDERON, VICTOR	YAMAHA	12	20:30.520	1:40.495	3	4	MX85 Cad
7	19	FERRANDIS TORMOS, AITOR	KTM	12	20:33.103	1:39.093	11	3	MX85 Juv
8	72	UBACH SALA, SALVADOR	KTM	12	20:33.583	1:37.858	12	4	MX85 Juv
9	25	FONTANALS BENAVENT, MARC	KTM	12	20:39.497	1:39.301	9	5	MX85 Cad
10	64	OTERO SAEZ, ROBERTO	KTM	12	20:41.303	1:41.153	3	5	MX85 Juv
11	43	GASCO MARTINEZ, JAN	KTM	11	19:46.082	1:42.041	9	6	MX85 Juv
12	65	RIGAU CODINA, LLUIS	KTM	11	20:32.499	1:47.389	6	7	MX85 Juv
13	75	FERRERES ALOU, JESUS	KTM	11	20:43.233	1:49.754	2	8	MX85 Juv
14	32	FERRE PLA, EDGAR	SUZUKI	10	19:57.136	1:51.612	9	6	MX85 Cad
15	26	MASCARILLA GUIU, VALERI X.	KTM	10	20:00.756	1:55.209	5	9	MX85 Juv
16	457	PAZ JIMENEZ, MARC	KTM	10	20:11.368	1:54.439	8	10	MX85 Juv
17	35	SEGU ROSA, ORIOL	KAWASAKI	10	20:48.922	1:58.891	3	11	MX85 Juv
18	73	MELGAREJO GOMEZ, ERIC	KAWASAKI	9	19:26.646	2:03.811	5	12	MX85 Juv
19	77	SANTIN DE ARTEAGA, ALEX	KTM	9	19:33.132	1:36.161	6	13	MX85 Juv
20	14	BARRIOS LOPEZ, ALEX	KAWASAKI	9	19:53.865	1:59.773	7	14	MX85 Juv

No clasificado (75% = 9 Vueltas)

NE	34	GOMEZ SABATE, JOAN					0	NE	MX85 Juv
NE	777	MERCADER CARPIO, GERARD	KTM				0	NE	MX85 Juv

Margin of Victory	Avg. Speed	Best Lap Tm	Best Spd	Best Lap by
3.438	29,726	1:34.229	30,564	29 - GOMEZ LOPEZ, SILVER

Jefe de cronometraje Nando Ribé

Orbits

Director de Carrera



SEGUROS
Ges

www.mylaps.com

Licenciado a: Nando.Crono

Camp Catalunya Motocròs. Ponts 18

Vuelta a vuelta

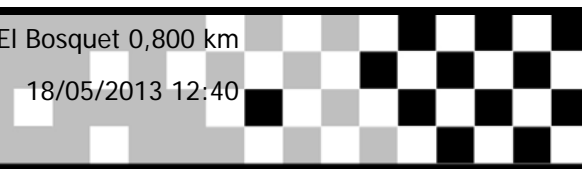
MX 85 Cad-Juv

Circuit El Bosquet 0,800 km

2a Cursa

18/05/2013 12:40

Carrera (15:00 y 2 Vueltas) iniciado a 12:57:00



Competidores	Vueltas												
	0	1	2	3	4	5	6	7	8	9	10	11	12
SANTIN DE ARTEAGA, ALEX (77)	1	77	22	22	29	29	29	29	29	29	29	29	29
GIRONA ROCA, ALBERT (22)	2	22	29	29	22	22	22	22	22	22	22	22	22
MIRAVALL GROS, JOEL (45)	3	45	48	48	48	48	48	48	48	48	48	48	48
OTERO SAEZ, ROBERTO (64)	4	64	45	45	45	45	45	45	45	45	45	45	45
GOMEZ LOPEZ, SILVER (29)	5	29	64	64	13	16	16	16	16	16	16	16	16
CAÑAS APARICIO, GERVASIO (16)	6	16	13	13	64	13	13	13	13	13	13	13	13
UBACH SALA, SALVADOR (72)	7	72	77	25	25	64	64	64	64	64	19	19	19
FERRANDIS TORMOS, AITOR (19)	8	19	25	77	16	25	25	19	19	19	19	64	72
FONTANALS BENAVENT, MARC (25)	9	25	19	19	19	19	19	25	25	25	25	72	64
RIGAU CODINA, LLUIS (65)	10	65	72	16	43	72	72	72	72	72	25	25	64
REDONDO CALDERON, VICTOR (13)	11	13	16	72	72	43	43	43	43	43	43	43	43
TARRAGONA SARRI, MARC (48)	12	48	43	43	75	75	75	65	65	65	65	65	65
FERRERES ALOU, JESUS (75)	13	75	75	75	65	65	65	75	75	75	75	75	75
MASCARILLA GUIU, VALERI X. (26)	14	26	65	65	32	26	26	26	26	26	32	32	32
SEGU ROSA, ORIOL (35)	15	35	457	32	457	457	457	457	32	32	26	26	26
GASCO MARTINEZ, JAN (43)	16	43	14	457	77	32	32	32	457	457	457	457	457
BARRIOS LOPEZ, ALEX (14)	17	14	73	26	26	35	35	35	35	35	35	35	35
MELGAREJO GOMEZ, ERIC (73)	18	73	32	14	35	14	14	14	14	14	14	14	73
PAZ JIMENEZ, MARC (457)	19	457	26	73	14	73	73	73	73	73	73	73	77
FERRE PLA, EDGAR (32)	20	32	35	35	73	77	77	77	77	77	77	77	14
-	21												
-	22												

Camp Catalunya Motocròs. Ponts 18

MX 85 Cad-Juv

Circuit El Bosquet 0,800 km

2a Cursa

18/05/2013 12:40

Carrera (15:00 y 2 Vueltas) iniciado a 12:57:00

Lap	Lap Tm	Diff	Time of Day
(29) GOMEZ LOPEZ, SILVER			
1	1:38.800	+4.571	12:58:43.331
2	1:36.448	+2.219	13:00:19.779
3	1:34.229		13:01:54.008
4	1:35.865	+1.636	13:03:29.873
5	1:37.074	+2.845	13:05:06.947
6	1:35.839	+1.610	13:06:42.786
7	1:35.450	+1.221	13:08:18.236
8	1:34.971	+0.742	13:09:53.207
9	1:37.511	+3.282	13:11:30.718
10	1:37.941	+3.712	13:13:08.659
11	1:37.508	+3.279	13:14:46.167
12	1:36.750	+2.521	13:16:22.917

Lap	Lap Tm	Diff	Time of Day
(22) GIRONA ROCA, ALBERT			
1	1:37.713	+2.391	12:58:42.048
2	1:36.922	+1.600	13:00:18.970
3	1:36.643	+1.321	13:01:55.613
4	1:38.537	+3.215	13:03:34.150
5	1:37.412	+2.090	13:05:11.562
6	1:35.402	+0.080	13:06:46.964
7	1:36.128	+0.806	13:08:23.092
8	1:38.643	+3.321	13:10:01.735
9	1:36.512	+1.190	13:11:38.247
10	1:35.322		13:13:13.569
11	1:36.529	+1.207	13:14:50.098
12	1:36.257	+0.935	13:16:26.355

Lap	Lap Tm	Diff	Time of Day
(48) TARRAGONA SARRI, MARC			
1	1:41.595	+5.060	12:58:46.641
2	1:36.759	+0.224	13:00:23.400
3	1:37.961	+1.426	13:02:01.361
4	1:38.979	+2.444	13:03:40.340
5	1:39.842	+3.307	13:05:20.182
6	1:36.647	+0.112	13:06:56.829
7	1:37.791	+1.256	13:08:34.620
8	1:36.985	+0.450	13:10:11.605
9	1:40.908	+4.373	13:11:52.513
10	1:37.956	+1.421	13:13:30.469
11	1:36.535		13:15:07.004
12	1:38.917	+2.382	13:16:45.921

Lap	Lap Tm	Diff	Time of Day
(45) MIRAVALL GROS, JOEL			
1	1:46.033	+9.518	12:58:50.455
2	1:40.718	+4.203	13:00:31.173
3	1:36.573	+0.058	13:02:07.746
4	1:37.514	+0.999	13:03:45.260
5	1:39.528	+3.013	13:05:24.788
6	1:37.150	+0.635	13:07:01.938
7	1:36.515		13:08:38.453
8	1:36.634	+0.119	13:10:15.087
9	1:38.775	+2.260	13:11:53.862
10	1:36.857	+0.342	13:13:30.719
11	1:37.513	+0.998	13:15:08.232
12	1:38.111	+1.596	13:16:46.343

Lap	Lap Tm	Diff	Time of Day
(16) CAÑAS APARICIO, GERVASIO			
1	1:57.263	+22.252	12:59:01.809
2	1:38.821	+3.810	13:00:40.630
3	1:38.423	+3.412	13:02:19.053
4	1:37.857	+2.846	13:03:56.910
5	1:36.602	+1.591	13:05:33.512
6	1:36.078	+1.067	13:07:09.590
7	1:38.131	+3.120	13:08:47.721
8	1:36.891	+1.880	13:10:24.612

Lap	Lap Tm	Diff	Time of Day
9	1:37.882	+2.871	13:12:02.494
10	1:35.011		13:13:37.505
11	1:35.395	+0.384	13:15:12.900
12	1:36.633	+1.622	13:16:49.533

Lap	Lap Tm	Diff	Time of Day
(13) REDONDO CALDERON, VICTOR			
1	1:48.334	+7.839	12:58:53.223
2	1:42.434	+1.939	13:00:35.657
3	1:40.495		13:02:16.152
4	1:40.894	+0.399	13:03:57.046
5	1:42.262	+1.767	13:05:39.308
6	1:42.341	+1.846	13:07:21.649
7	1:42.818	+2.323	13:09:04.467
8	1:41.997	+1.502	13:10:46.464
9	1:41.184	+0.689	13:12:27.648
10	1:40.618	+0.123	13:14:08.266
11	1:41.272	+0.777	13:15:49.538
12	1:41.298	+0.803	13:17:30.836

Lap	Lap Tm	Diff	Time of Day
(19) FERRANDIS TORMOS, AITOR			
1	1:51.791	+12.698	12:58:56.540
2	1:43.483	+4.390	13:00:40.023
3	1:42.414	+3.321	13:02:22.437
4	1:41.337	+2.244	13:04:03.774
5	1:43.467	+4.374	13:05:47.241
6	1:41.929	+2.836	13:07:29.170
7	1:42.565	+3.472	13:09:11.735
8	1:40.988	+1.895	13:10:52.723
9	1:41.384	+2.291	13:12:34.107
10	1:39.933	+0.840	13:14:14.040
11	1:39.093		13:15:53.133
12	1:40.286	+1.193	13:17:33.419

Lap	Lap Tm	Diff	Time of Day
(72) UBACH SALA, SALVADOR			
1	1:52.749	+14.891	12:58:57.476
2	1:43.582	+5.724	13:00:41.058
3	1:58.756	+20.898	13:02:39.814
4	1:41.099	+3.241	13:04:20.913
5	1:38.702	+0.844	13:05:59.615
6	1:38.810	+0.952	13:07:38.425
7	1:40.074	+2.216	13:09:18.499
8	1:40.404	+2.546	13:10:58.903
9	1:40.159	+2.301	13:12:39.062
10	1:38.491	+0.633	13:14:17.553
11	1:38.488	+0.630	13:15:56.041
12	1:37.858		13:17:33.899

Lap	Lap Tm	Diff	Time of Day
(25) FONTANALS BENAVENT, MARC			
1	1:50.394	+11.093	12:58:55.181
2	1:42.671	+3.370	13:00:37.852
3	1:40.140	+0.839	13:02:17.992
4	1:42.842	+3.541	13:04:00.834
5	1:43.266	+3.965	13:05:44.100
6	1:48.814	+9.513	13:07:32.914
7	1:44.655	+5.354	13:09:17.569
8	1:40.106	+0.805	13:10:57.675
9	1:39.301		13:12:36.976
10	1:40.975	+1.674	13:14:17.951
11	1:41.246	+1.945	13:15:59.197
12	1:40.616	+1.315	13:17:39.813

Lap	Lap Tm	Diff	Time of Day
(64) OTERO SAEZ, ROBERTO			
1	1:48.183	+7.030	12:58:52.704
2	1:42.531	+1.378	13:00:35.235
3	1:41.153		13:02:16.388
4	1:43.523	+2.370	13:03:59.911

Lap	Lap Tm	Diff	Time of Day
5	1:42.964	+1.811	13:05:42.875
6	1:41.742	+0.589	13:07:24.617
7	1:43.655	+2.502	13:09:08.272
8	1:41.801	+0.648	13:10:50.073
9	1:43.283	+2.130	13:12:33.356
10	1:43.343	+2.190	13:14:16.699
11	1:41.489	+0.336	13:15:58.188
12	1:43.431	+2.278	13:17:41.619

Lap	Lap Tm	Diff	Time of Day
(43) GASCO MARTINEZ, JAN			
1	1:57.436	+15.395	12:59:02.903
2	1:42.571	+0.530	13:00:45.474
3	1:43.307	+1.266	13:02:28.781
4	1:59.048	+17.007	13:04:27.829
5	1:56.220	+14.179	13:06:24.049
6	1:43.834	+1.793	13:08:07.883
7	1:42.773	+0.732	13:09:50.656
8	1:45.481	+3.440	13:11:36.137
9	1:42.041		13:13:18.178
10	1:45.156	+3.115	13:15:03.334
11	1:43.064	+1.023	13:16:46.398

Lap	Lap Tm	Diff	Time of Day
(65) RIGAU CODINA, LLUIS			
1	2:01.080	+13.691	12:59:05.936
2	1:53.385	+5.996	13:00:59.321
3	1:49.694	+2.305	13:02:49.015
4	1:49.028	+1.639	13:04:38.043
5	1:49.428	+2.039	13:06:27.471
6	1:47.389		13:08:14.860
7	1:52.584	+5.195	13:10:07.444
8	1:52.928	+5.539	13:12:00.372
9	1:53.567	+6.178	13:13:53.939
10	1:48.138	+0.749	13:15:42.077
11	1:50.738	+3.349	13:17:32.815

Lap	Lap Tm	Diff	Time of Day
(75) FERRERES ALOU, JESUS			
1	1:58.228	+8.474	12:59:03.315
2	1:49.754		13:00:53.069
3	1:49.864	+0.110	13:02:42.933
4	1:51.817	+2.063	13:04:34.750
5	1:52.004	+2.250	13:06:26.754
6	1:50.537	+0.783	13:08:17.291
7	1:53.607	+3.853	13:10:10.898
8	1:54.653	+4.899	13:12:05.551
9	1:51.230	+1.476	13:13:56.781
10	1:50.516	+0.762	13:15:47.297
11	1:56.252	+6.498	13:17:43.549

Lap	Lap Tm	Diff	Time of Day
(32) FERRE PLA, EDGAR			
1	2:13.231	+21.619	12:59:23.020
2	1:53.154	+1.542	13:01:16.174
3	1:54.004	+2.392	13:03:10.178
4	2:24.428	+32.816	13:05:34.606
5	1:52.870	+1.258	13:07:27.476
6	1:58.803	+7.191	13:09:26.279
7	1:52.898	+1.286	13:11:19.177
8	1:52.027	+0.415	13:13:11.204
9	1:51.612		13:15:02.816
10	1:54.636	+3.024	13:16:57.452

Lap	Lap Tm	Diff	Time of Day
(26) MASCARILLA GUIU, VALERI X.			
1	2:18.789	+23.580	12:59:23.936
2	2:00.994	+5.785	13:01:24.930
3	1:58.037	+2.828	13:03:22.967
4	1:56.920	+1.711	13:05:19.887
5	1:55.209		13:07:15.096

Jefe de cronometraje Nando Ribé

Orbits

Director de Carrera



SEGUROS
Ges

www.mylaps.com

Licenciado a: Nando.Crono

Camp Catalunya Motocròs. Ponts 18

MX 85 Cad-Juv

Circuit El Bosquet 0,800 km

2a Cursa

18/05/2013 12:40

Carrera (15:00 y 2 Vueltas) iniciado a 12:57:00

Lap	Lap Tm	Diff	Time of Day
6	1:56.380	+1.171	13:09:11.476
7	1:55.535	+0.326	13:11:07.011
8	1:55.833	+0.624	13:13:02.844
9	2:00.443	+5.234	13:15:03.287
10	1:57.785	+2.576	13:17:01.072

(457) PAZ JIMENEZ, MARC

1	2:09.846	+15.407	12:59:15.527
2	2:04.706	+10.267	13:01:20.233
3	1:59.597	+5.158	13:03:19.830
4	2:03.039	+8.600	13:05:22.869
5	2:00.710	+6.271	13:07:23.579
6	2:00.216	+5.777	13:09:23.795
7	1:58.680	+4.241	13:11:22.475
8	1:54.439		13:13:16.914
9	1:57.466	+3.027	13:15:14.380
10	1:57.304	+2.865	13:17:11.684

(35) SEGU ROSA, ORIOL

1	2:25.956	+27.065	12:59:31.190
2	2:02.159	+3.268	13:01:33.349
3	1:58.891		13:03:32.240
4	2:02.546	+3.655	13:05:34.786
5	2:00.644	+1.753	13:07:35.430
6	2:01.722	+2.831	13:09:37.152
7	2:00.972	+2.081	13:11:38.124
8	2:00.747	+1.856	13:13:38.871
9	2:05.370	+6.479	13:15:44.241
10	2:04.997	+6.106	13:17:49.238

(73) MELGAREJO GOMEZ, ERIC

1	2:16.672	+12.861	12:59:22.338
2	2:09.615	+5.804	13:01:31.953
3	2:14.510	+10.699	13:03:46.463
4	2:10.905	+7.094	13:05:57.368
5	2:03.811		13:08:01.179
6	2:10.423	+6.612	13:10:11.602
7	2:06.353	+2.542	13:12:17.955
8	2:04.883	+1.072	13:14:22.838
9	2:04.124	+0.313	13:16:26.962

(77) SANTIN DE ARTEAGA, ALEX

1	1:49.829	+13.668	12:58:54.088
2	1:44.847	+8.686	13:00:38.935
3	2:42.394	+1:06.233	13:03:21.329
4	3:03.778	+1:27.617	13:06:25.107
5	3:40.032	+2:03.871	13:10:05.139
6	1:36.161		13:11:41.300
7	1:37.871	+1.710	13:13:19.171
8	1:37.322	+1.161	13:14:56.493
9	1:36.955	+0.794	13:16:33.448

(14) BARRIOS LOPEZ, ALEX

1	2:16.065	+16.292	12:59:21.730
2	2:08.629	+8.856	13:01:30.359
3	2:08.405	+8.632	13:03:38.764
4	2:12.331	+12.558	13:05:51.095
5	2:02.068	+2.295	13:07:53.163
6	2:03.081	+3.308	13:09:56.244
7	1:59.773		13:11:56.017
8	2:05.949	+6.176	13:14:01.966
9	2:52.215	+52.442	13:16:54.181

Lap	Lap Tm	Diff	Time of Day
-----	--------	------	-------------

Lap	Lap Tm	Diff	Time of Day
-----	--------	------	-------------

Camp Catalunya Motocròs. Pons 18

MX 85 Cad-Juv

Circuit El Bosquet 0,800 km

FINALS MX 85 JUV-CAD

Posició	Nº	Nombre	Total puntos	1a	2a	Llicencia	Club
MX85 Cad							
1	29	GOMEZ LOPEZ, SILVER	50	25	25	145449-GI	MC. Segre
2	22	GIRONA ROCA, ALBERT	40	20	20	144187-T	MC. Segre
3	45	MIRAVALL GROS, JOEL	32	16	16	144339-T	MC. Segre
4	13	REDONDO CALDERON, VICTOR	24	11	13	144618-B	Mc Sitges
5	25	FONTALS BENAVENT, MARC	24	13	11	144158-B	Mc Cubelles
6	32	FERRE PLA, EDGAR	20	10	10	144317-T	Mc Senia
MX85 Juv							
1	48	TARRAGONA SARRI, MARC	50	25	25	144526-L	MC. Segre
2	16	CAÑAS APARICIO, GERVASIO	40	20	20	144205-GI	Peu a Baix
3	19	FERRANDIS TORMOS, AITOR	27	11	16	248710-CS	Alcora Competició
4	72	UBACH SALA, SALVADOR	26	13	13	144068-B	Mc B.Bergueda
5	64	OTERO SAEZ, ROBERTO	21	10	11	144184-B	Pm Vilassar Dalt
6	77	SANTIN DE ARTEAGA, ALEX	19	16	3	144109-B	MC. Segre
7	65	RIGAU CODINA, LLUIS	18	9	9	144897-GI	Mc St.Celoni
8	43	GASCO MARTINEZ, JAN	17	7	10	144600-B	MC. Segre
9	75	FERRERES ALOU, JESUS	16	8	8	65076-IB	Plus Motos Balear
10	26	MASCARILLA GUIU, VALERI X.	11	4	7	144182-L	MC. Segre
11	457	PAZ JIMENEZ, MARC	11	5	6	144755-B	MC 3 Turons
12	35	SEGU ROSA, ORIOL	11	6	5	144381-T	Mc Francolí
13	73	MELGAREJO GOMEZ, ERIC	6	2	4	144154-B	Amc Martorelles
14	14	BARRIOS LOPEZ, ALEX	5	3	2	144405-B	Mc St.Celoni
15	34	GOMEZ SABATE, JOAN	0	0	0	144529-L	MC. Segre
16	777	MERCADER CARPIO, GERARD	0	0	0	144069-B	Mc Tona

Camp Catalunya Motocròs. Ponts 18

Clasificado por mejor tiempo de vuelta

MX 65

Circuit El Bosquet 0,800 km

Ent Cronometrats

18/05/2013 10:00

Práctica (25:00 Tiempo) iniciado a 10:22:29

Pos.	Nº	Nom	Moto	Voltes	Millor Tm	En Volta	Dif. resp.	1º Club
1	284	TOMAS CASTILLO, ERIC	KTM	19	1:02.102	18		MC. Segre
2	99	FONTOVA SALVIA, ALBERT	KTM	15	1:02.771	15	0.669	MC. Segre
3	73	CANET ARDEVOL, EDGAR	KTM	15	1:04.371	14	2.269	Mc. Polea SX
4	12	PAMIAS ROIG, MARC	YAMAHA	21	1:08.068	18	5.966	MC. Segre
5	9	FARRES PLAZA, GUILLEM	KAWASAKI	15	1:08.768	12	6.666	Amv Torroella
6	65	GIGLIOLI ROSA, ROBERTO		14	1:09.218	14	7.116	Plus Motos Balear
7	25	OLIVERAS BUSOMS, POL	KTM	10	1:12.443	9	10.341	MC. Segre
8	5	SANCHEZ GARCIA, RAUL	KTM	10	1:18.207	9	16.105	
9	16	PAVLIV , ILYA	KTM	15	1:19.888	5	17.786	Mc VDB
10	75	COMELLAS SALA, GERARD	YAMAHA	15	1:20.526	9	18.424	MC. Segre
11	90	ANTOLIN CUERVO, MARC		5	1:21.213	3	19.111	Mc St.Celoni
12	112	COPPERWHEAT , OLIVER	KTM	10	1:23.945	7	21.843	Ctat. Albaida
13	23	ROJAS MOROS, PAU		6	1:25.810	3	23.708	Em Castellbisbal
14	46	SANCHEZ NEQUI, JANA		7	1:26.210	7	24.108	Mc St.Celoni
15	24	CASAS TORRUJELLA, ROGER	KTM	6	1:32.299	5	30.197	MC. Segre
16	10	PASTOR ESLAVA, NIL	KTM	5	1:55.798	5	53.696	CM Decarreras
17	97	BALZARETTI, SANTIAGO	KTM	7	2:05.722	6	1:03.620	
18	22	LAPLANA SANCHEZ, ADRIA	KAWASAKI	2	2:32.703	2	1:30.601	Mc VDB
19	7	BOET SURROCA, POL	KTM	3	4:07.625	2	3:05.523	
20	82	BAENA LIMERES, KYLIAN	KTM			0		Mc. Polea SX

Camp Catalunya Motocròs. Ponts 18

Clasificado por vueltas

MX 65

Circuit El Bosquet 0,800 km

1a Cursa

18/05/2013 11:25

Carrera (12:00 y 2 Vueltas) iniciado a 11:47:15

sición	Nº	Nombre	Moto	Vueltas	Total T°	Mejor Tm	En Vuelta	Club
1	284	TOMAS CASTILLO, ERIC	KTM	15	14:38.789	56.158	4	MC. Segre
2	9	FARRES PLAZA, GUILLEM	KAWASAKI	15	15:07.876	58.208	10	Amv Torroella
3	25	OLIVERAS BUSOMS, POL	KTM	15	15:14.661	57.385	13	MC. Segre
4	90	ANTOLIN CUERVO, MARC		15	15:40.079	58.785	13	Mc St.Celoni
5	12	PAMIAS ROIG, MARC	YAMAHA	14	14:41.379	57.871	8	MC. Segre
6	65	GIGLIOLI ROSA, ROBERTO		14	14:43.930	1:00.757	4	Plus Motos Balear
7	73	CANET ARDEVOL, EDGAR	KTM	14	15:48.518	1:00.114	11	Mc. Polea SX
8	5	SANCHEZ GARCIA, RAUL	KTM	13	14:49.482	1:02.477	10	
9	75	COMELLAS SALA, GERARD	YAMAHA	13	14:59.321	1:04.480	10	MC. Segre
10	7	BOET SURROCA, POL	KTM	13	15:04.043	1:05.793	10	
11	16	PAVLIV , ILYA	KTM	13	15:10.948	1:00.572	8	Mc VDB
12	112	COPPERWHEAT , OLIVER	KTM	13	15:29.405	1:05.162	11	Ctat. Albaida
13	24	CASAS TORRUELLA, ROGER	KTM	13	15:34.767	1:08.050	13	MC. Segre
14	23	ROJAS MOROS, PAU		12	13:13.025	1:00.498	4	Em Castellbisbal
15	10	PASTOR ESLAVA, NIL	KTM	12	15:41.176	1:13.734	11	CM Decarerras
16	22	LAPLANA SANCHEZ, ADRIA	KAWASAKI	11	15:14.002	1:11.426	7	Mc VDB
17	97	BALZARETTI, SANTIAGO	KTM	10	15:38.989	1:07.546	8	
No clasificado								
NT	99	FONTOVA SALVIA, ALBERT	KTM	4	4:00.499	57.220	3	MC. Segre
NT	82	BAENA LIMERES, KYLIAN	KTM		5.139		0	Mc. Polea SX
NE	46	SANCHEZ NEQUI, JANA					0	Mc St.Celoni

Margin of Victory	Avg. Speed	Best Lap Tm	Best Spd	Best Lap by
29.087	49,159	56.158	51,284	284 - TOMAS CASTILLO, ERIC

Jefe de cronometraje Nando Ribé

Orbits

Director de Carrera



SEGUROS
Ges

www.mylaps.com

Licenciado a: Nando.Crono

Camp Catalunya Motocròs. Pons 18

Vuelta a vuelta

MX 65

Circuit El Bosquet 1,500 km

1a Cursa

18/05/2013 11:25

Carrera (12:00 y 2 Vueltas) iniciado a 11:47:15

Competidores

	Vueltas															
	0	1	2	3	4	5	6	7	8	9	10	11	12	13	14	15
TOMAS CASTILLO, ERIC (284)	1	284	99	284	284	284	284	284	284	284	284	284	284	284	284	284
PAMIAS ROIG, MARC (12)	2	12	284	99	99	99	9	9	9	9	9	9	9	9	9	9
ANTOLIN CUERVO, MARC (90)	3	90	90	90	9	9	90	90	25	90	90	90	90	90	25	25
FONTOVA SALVIA, ALBERT (99)	4	99	9	9	90	90	25	25	90	25	25	25	25	25	90	90
OLIVERAS BUSOMS, POL (25)	5	25	25	25	25	65	65	65	65	65	65	65	65	65	65	12
FARRÉS PLAZA, GUILLEM (9)	6	9	65	65	65	65	12	12	12	12	12	12	12	12	12	65
BOET SURROCA, POL (7)	7	7	112	112	112	23	23	23	23	23	23	23	23	23	73	73
CANET ARDEVOL, EDGAR (73)	8	73	7	7	7	12	7	16	16	16	16	5	73	73	5	
COPPERWHEAT, OLIVER (112)	9	112	5	5	23	112	16	7	7	7	5	73	5	5	75	
GIGLIOLI ROSA, ROBERTO (65)	10	65	23	75	73	73	5	5	5	5	7	7	7	75	7	
PAVLIV, ILYA (16)	11	16	75	23	12	7	75	75	75	75	73	75	75	7	16	
SANCHEZ GARCIA, RAUL (5)	12	5	16	16	5	75	112	73	73	73	75	16	16	16	112	
BAENA LIMERES, KYLIAN (82)	13	82	12	73	75	5	73	112	112	112	112	112	112	112	24	
BALZARETTI, SANTIAGO (97)	14	97	73	12	16	16	24	24	24	24	24	24	24	24	24	
COMELLAS SALA, GERARD (75)	15	75	24	24	24	24	97	22	22	10	10	10	10	10	10	
LAPLANA SANCHEZ, ADRIA (22)	16	22	22	22	22	97	22	10	10	22	22	22	22	22	22	
ROJAS MOROS, PAU (23)	17	23	10	97	97	22	10	97	97	97	97	97	97	97	97	
CASAS TORRUELLA, ROGER (24)	18	24	97	10	10	10										
PASTOR ESLAVA, NIL (10)	19	10														
-	20															

Camp Catalunya Motocròs. Ponts 18

MX 65

Circuit El Bosquet 1,500 km

1a Cursa

18/05/2013 11:25

Carrera (12:00 y 2 Vueltas) iniciado a 11:47:15

Lap	Lap Tm	Diff	Time of Day
(284) TOMAS CASTILLO, ERIC			
1	59.822	+3.664	11:48:19.751
2	57.045	+0.887	11:49:16.796
3	56.510	+0.352	11:50:13.306
4	56.158		11:51:09.464
5	59.092	+2.934	11:52:08.556
6	59.302	+3.144	11:53:07.858
7	59.925	+3.767	11:54:07.783
8	59.360	+3.202	11:55:07.143
9	57.735	+1.577	11:56:04.878
10	58.844	+2.686	11:57:03.722
11	58.763	+2.605	11:58:02.485
12	58.473	+2.315	11:59:00.958
13	59.400	+3.242	12:00:00.358
14	56.799	+0.641	12:00:57.157
15	57.592	+1.434	12:01:54.749

Lap	Lap Tm	Diff	Time of Day
(9) FARRÉS PLAZA, GUILLEM			
1	1:04.338	+6.130	11:48:24.946
2	1:03.222	+5.014	11:49:28.168
3	59.632	+1.424	11:50:27.800
4	1:00.723	+2.515	11:51:28.523
5	1:00.456	+2.248	11:52:28.979
6	59.861	+1.653	11:53:28.840
7	1:00.944	+2.736	11:54:29.784
8	1:02.931	+4.723	11:55:32.715
9	58.815	+0.607	11:56:31.530
10	58.208		11:57:29.738
11	58.268	+0.060	11:58:28.006
12	58.353	+0.145	11:59:26.359
13	59.159	+0.951	12:00:25.518
14	59.471	+1.263	12:01:24.989
15	58.847	+0.639	12:02:23.836

Lap	Lap Tm	Diff	Time of Day
(25) OLIVERAS BUSOMS, POL			
1	1:05.579	+8.194	11:48:26.024
2	1:03.034	+5.649	11:49:29.058
3	1:00.013	+2.628	11:50:29.071
4	1:01.322	+3.937	11:51:30.393
5	1:01.369	+3.984	11:52:31.762
6	59.953	+2.568	11:53:31.715
7	58.808	+1.423	11:54:30.523
8	1:05.454	+8.069	11:55:35.977
9	1:01.976	+4.591	11:56:37.953
10	59.036	+1.651	11:57:36.989
11	1:00.310	+2.925	11:58:37.299
12	57.826	+0.441	11:59:35.125
13	57.385		12:00:32.510
14	59.301	+1.916	12:01:31.811
15	58.810	+1.425	12:02:30.621

Lap	Lap Tm	Diff	Time of Day
(90) ANTOLIN CUERVO, MARC			
1	1:04.670	+5.885	11:48:24.708
2	1:03.182	+4.397	11:49:27.890
3	59.983	+1.198	11:50:27.873
4	1:01.382	+2.597	11:51:29.255
5	1:00.623	+1.838	11:52:29.878
6	1:00.134	+1.349	11:53:30.012
7	1:01.557	+2.772	11:54:31.569
8	1:02.491	+3.706	11:55:34.060
9	59.578	+0.793	11:56:33.638
10	59.690	+0.905	11:57:33.328
11	1:00.411	+1.626	11:58:33.739
12	59.171	+0.386	11:59:32.910
13	58.785		12:00:31.695

Lap	Lap Tm	Diff	Time of Day
14	1:19.128	+20.343	12:01:50.823
15	1:05.216	+6.431	12:02:56.039

Lap	Lap Tm	Diff	Time of Day
(12) PAMIAS ROIG, MARC			
1	1:23.580	+25.709	11:48:43.520
2	1:13.317	+15.446	11:49:56.837
3	1:02.690	+4.819	11:50:59.527
4	1:02.500	+4.629	11:52:02.027
5	59.098	+1.227	11:53:01.125
6	1:00.639	+2.768	11:54:01.764
7	59.445	+1.574	11:55:01.209
8	57.871		11:55:59.080
9	59.076	+1.205	11:56:58.156
10	1:00.520	+2.649	11:57:58.676
11	1:00.064	+2.193	11:58:58.740
12	1:00.104	+2.233	11:59:58.844
13	59.152	+1.281	12:00:57.996
14	59.343	+1.472	12:01:57.339

Lap	Lap Tm	Diff	Time of Day
(65) GIGLIOLI ROSA, ROBERTO			
1	1:07.363	+6.606	11:48:28.126
2	1:01.994	+1.237	11:49:30.120
3	1:01.827	+1.070	11:50:31.947
4	1:00.757		11:51:32.704
5	1:05.493	+4.736	11:52:38.197
6	1:02.094	+1.337	11:53:40.291
7	1:01.264	+0.507	11:54:41.555
8	1:01.016	+0.259	11:55:42.571
9	1:02.316	+1.559	11:56:44.887
10	1:04.470	+3.713	11:57:49.357
11	1:03.010	+2.253	11:58:52.367
12	1:01.302	+0.545	11:59:53.669
13	1:01.829	+1.072	12:00:55.498
14	1:04.392	+3.635	12:01:59.890

Lap	Lap Tm	Diff	Time of Day
(73) CANET ARDEVOL, EDGAR			
1	1:23.716	+23.602	11:48:44.378
2	1:10.089	+9.975	11:49:54.467
3	1:04.458	+4.344	11:50:58.925
4	1:08.182	+8.068	11:52:07.107
5	1:17.569	+17.455	11:53:24.676
6	1:04.120	+4.006	11:54:28.796
7	1:06.521	+6.407	11:55:35.317
8	1:06.922	+6.808	11:56:42.239
9	1:06.062	+5.948	11:57:48.301
10	1:00.873	+0.759	11:58:49.174
11	1:00.114		11:59:49.288
12	1:00.297	+0.183	12:00:49.585
13	1:02.012	+1.898	12:01:51.597
14	1:12.881	+12.767	12:03:04.478

Lap	Lap Tm	Diff	Time of Day
(5) SANCHEZ GARCIA, RAUL			
1	1:17.082	+14.605	11:48:38.097
2	1:13.233	+10.756	11:49:51.330
3	1:08.351	+5.874	11:50:59.681
4	1:09.508	+7.031	11:52:09.189
5	1:09.868	+7.391	11:53:19.057
6	1:06.668	+4.191	11:54:25.275
7	1:07.366	+4.889	11:55:33.091
8	1:07.895	+5.418	11:56:40.986
9	1:05.002	+2.525	11:57:45.988
10	1:02.477		11:58:48.465
11	1:05.886	+3.409	11:59:54.351
12	1:05.498	+3.021	12:00:59.849
13	1:05.593	+3.116	12:02:05.442

Lap	Lap Tm	Diff	Time of Day
(75) COMELLAS SALA, GERARD			
1	1:17.876	+13.396	11:48:39.186
2	1:12.760	+8.280	11:49:51.946
3	1:09.438	+4.958	11:51:01.384
4	1:07.120	+2.640	11:52:08.504
5	1:13.528	+9.048	11:53:22.032
6	1:05.006	+0.526	11:54:27.038
7	1:07.065	+2.585	11:55:34.103
8	1:07.607	+3.127	11:56:41.710
9	1:09.944	+5.464	11:57:51.654
10	1:04.480		11:58:56.134
11	1:06.029	+1.549	12:00:02.163
12	1:07.077	+2.597	12:01:09.240
13	1:06.041	+1.561	12:02:15.281

Lap	Lap Tm	Diff	Time of Day
(7) BOET SURROCA, POL			
1	1:15.870	+10.077	11:48:36.527
2	1:10.874	+5.081	11:49:47.401
3	1:09.923	+4.130	11:50:57.324
4	1:10.341	+4.548	11:52:07.665
5	1:06.159	+0.366	11:53:13.824
6	1:10.168	+4.375	11:54:23.992
7	1:06.970	+1.177	11:55:30.962
8	1:07.870	+2.077	11:56:38.832
9	1:08.899	+3.106	11:57:47.731
10	1:05.793		11:58:53.524
11	1:07.884	+2.091	12:00:01.408
12	1:09.042	+3.249	12:01:10.450
13	1:09.553	+3.760	12:02:20.003

Lap	Lap Tm	Diff	Time of Day
(16) PAVLIV, ILYA			
1	1:19.816	+19.244	11:48:40.774
2	1:12.948	+12.376	11:49:53.722
3	1:08.888	+8.316	11:51:02.610
4	1:07.081	+6.509	11:52:09.691
5	1:04.939	+4.367	11:53:14.630
6	1:03.188	+2.616	11:54:17.818
7	1:03.031	+2.459	11:55:20.849
8	1:00.572		11:56:21.421
9	1:01.952	+1.380	11:57:23.373
10	1:54.901	+54.329	11:59:18.274
11	1:00.921	+0.349	12:00:19.195
12	1:02.024	+1.452	12:01:21.219
13	1:05.689	+5.117	12:02:26.908

Lap	Lap Tm	Diff	Time of Day
(112) COPPERWHEAT, OLIVER			
1	1:15.251	+10.089	11:48:35.993
2	1:11.169	+6.007	11:49:47.162
3	1:09.273	+4.111	11:50:56.435
4	1:10.341	+5.179	11:52:06.776
5	1:16.999	+11.837	11:53:23.775
6	1:12.603	+7.441	11:54:36.378
7	1:09.163	+4.001	11:55:45.541
8	1:07.667	+2.505	11:56:53.208
9	1:09.340	+4.178	11:58:02.548
10	1:19.633	+14.471	11:59:22.181
11	1:05.162		12:00:27.343
12	1:06.188	+1.026	12:01:33.531
13	1:11.834	+6.672	12:02:45.365

Lap	Lap Tm	Diff	Time of Day
(24) CASAS TORRUELLA, ROGER			
1	1:26.943	+18.893	11:48:49.441
2	1:13.715	+5.665	11:50:03.156
3	1:11.395	+3.345	11:51:14.551
4	1:11.625	+3.575	11:52:26.176
5	1:12.339	+4.289	11:53:38.515

Jefe de cronometraje Nando Ribé

Orbits

Director de Carrera



SEGUROS
Ges

www.mylaps.com

Licenciado a: Nando.Crono

Camp Catalunya Motocròs. Ponts 18

MX 65

Circuit El Bosquet 1,500 km

1a Cursa

18/05/2013 11:25

Carrera (12:00 y 2 Vueltas) iniciado a 11:47:15

Lap	Lap Tm	Diff	Time of Day
6	1:08.850	+0.800	11:54:47.365
7	1:08.183	+0.133	11:55:55.548
8	1:09.251	+1.201	11:57:04.799
9	1:09.102	+1.052	11:58:13.901
10	1:10.810	+2.760	11:59:24.711
11	1:09.429	+1.379	12:00:34.140
12	1:08.537	+0.487	12:01:42.677
13	1:08.050		12:02:50.727

Lap	Lap Tm	Diff	Time of Day
4	1:01.917	+4.697	11:51:16.459

Lap	Lap Tm	Diff	Time of Day
-----	--------	------	-------------

(23) ROJAS MOROS, PAU

1	1:16.227	+15.729	11:48:38.666
2	1:13.881	+13.383	11:49:52.547
3	1:04.972	+4.474	11:50:57.519
4	1:00.498		11:51:58.017
5	1:04.466	+3.968	11:53:02.483
6	1:06.025	+5.527	11:54:08.508
7	1:03.711	+3.213	11:55:12.219
8	1:01.828	+1.330	11:56:14.047
9	1:01.161	+0.663	11:57:15.208
10	1:02.661	+2.163	11:58:17.869
11	1:07.226	+6.728	11:59:25.095
12	1:03.890	+3.392	12:00:28.985

(10) PASTOR ESLAVA, NIL

1	1:34.157	+20.423	11:48:56.910
2	1:19.542	+5.808	11:50:16.452
3	1:15.838	+2.104	11:51:32.290
4	1:21.521	+7.787	11:52:53.811
5	1:14.471	+0.737	11:54:08.282
6	1:15.825	+2.091	11:55:24.107
7	1:14.366	+0.632	11:56:38.473
8	1:18.674	+4.940	11:57:57.147
9	1:16.489	+2.755	11:59:13.636
10	1:14.626	+0.892	12:00:28.262
11	1:13.734		12:01:41.996
12	1:15.140	+1.406	12:02:57.136

(22) LAPLANA SANCHEZ, ADRIA

1	1:30.933	+19.507	11:48:53.234
2	1:18.066	+6.640	11:50:11.300
3	1:14.935	+3.509	11:51:26.235
4	1:24.387	+12.961	11:52:50.622
5	1:14.150	+2.724	11:54:04.772
6	1:17.020	+5.594	11:55:21.792
7	1:11.426		11:56:33.218
8	2:04.344	+52.918	11:58:37.562
9	1:16.981	+5.555	11:59:54.543
10	1:19.596	+8.170	12:01:14.139
11	1:15.823	+4.397	12:02:29.962

(97) BALZARETTI, SANTIAGO

1	1:36.611	+29.065	11:48:57.795
2	1:14.954	+7.408	11:50:12.749
3	1:15.019	+7.473	11:51:27.768
4	1:19.947	+12.401	11:52:47.715
5	1:10.948	+3.402	11:53:58.663
6	1:39.931	+32.385	11:55:38.594
7	3:52.365	+2:44.819	11:59:30.959
8	1:07.546		12:00:38.505
9	1:08.243	+0.697	12:01:46.748
10	1:08.201	+0.655	12:02:54.949

(99) FONTOVA SALVIA, ALBERT

1	57.859	+0.639	11:48:17.910
2	59.412	+2.192	11:49:17.322
3	57.220		11:50:14.542

Camp Catalunya Motocròs. Ponts 18

Clasificado por vueltas

MX 65

Circuit El Bosquet 0,800 km

2a Cursa

18/05/2013 13:25

Carrera (12:00 y 2 Vueltas) iniciado a 13:37:14

sición	Nº	Nombre	Moto	Vueltas	Total T°	Mejor Tm	En Vuelta	Club
1	284	TOMAS CASTILLO, ERIC	KTM	16	14:27.019	51.679	6	MC. Segre
2	12	PAMIAS ROIG, MARC	YAMAHA	16	14:49.467	53.176	4	MC. Segre
3	9	FARRES PLAZA, GUILLEM	KAWASAKI	16	15:09.233	54.426	4	Amv Torroella
4	65	GIGLIOLI ROSA, ROBERTO		16	15:18.789	55.836	2	Plus Motos Balear
5	99	FONTOVA SALVIA, ALBERT	KTM	15	14:37.846	53.186	12	MC. Segre
6	90	ANTOLIN CUERVO, MARC		15	14:45.698	55.719	3	Mc St.Celoni
7	73	CANET ARDEVOL, EDGAR	KTM	15	14:58.418	56.137	3	Mc. Polea SX
8	25	OLIVERAS BUSOMS, POL	KTM	15	15:19.707	54.536	8	MC. Segre
9	5	SANCHEZ GARCIA, RAUL	KTM	15	15:24.150	57.790	3	
10	16	PAVLIV , ILYA	KTM	14	14:33.365	59.542	12	Mc VDB
11	75	COMELLAS SALA, GERARD	YAMAHA	14	14:38.096	1:00.183	7	MC. Segre
12	7	BOET SURROCA, POL	KTM	14	15:20.397	1:00.995	8	
13	112	COPPERWHEAT , OLIVER	KTM	14	15:25.513	59.775	8	Ctat. Albaida
14	24	CASAS TORRUELLA, ROGER	KTM	13	14:32.775	1:04.346	5	MC. Segre
15	82	BAENA LIMERES, KYLIAN	KTM	13	14:52.823	1:05.278	8	Mc. Polea SX
16	10	PASTOR ESLAVA, NIL	KTM	13	14:55.480	1:04.256	10	CM Decarreras
17	22	LAPLANA SANCHEZ, ADRIA	KAWASAKI	13	15:26.233	1:07.077	4	Mc VDB
18	97	BALZARETTI, SANTIAGO	KTM	9	14:37.657	1:05.347	8	

No clasificado

NE	23	ROJAS MOROS, PAU					0	Em Castellbisbal
NE	46	SANCHEZ NEQUI, JANA					0	Mc St.Celoni

Margin of Victory	Avg. Speed	Best Lap Tm	Best Spd	Best Lap by
22.448	53,148	51.679	55,729	284 - TOMAS CASTILLO, ERIC

Jefe de cronometraje Nando Ribé

Orbits

Director de Carrera



SEGUROS
Ges

www.mylaps.com

Licenciado a: Nando.Crono

Camp Catalunya Motocròs. Ponts 18

Vuelta a vuelta

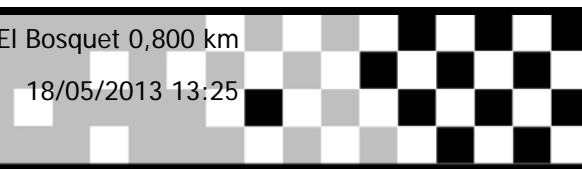
MX 65

Circuit El Bosquet 0,800 km

2a Cursa

18/05/2013 13:25

Carrera (12:00 y 2 Vueltas) iniciado a 13:37:14



Competidores

Vueltas

	0	1	2	3	4	5	6	7	8	9	10	11	12	13	14	15	16
PAMIAS ROIG, MARC (12)	1	12	12	284	284	284	284	284	284	284	284	284	284	284	284	284	284
TOMAS CASTILLO, ERIC (284)	2	284	284	12	12	12	12	12	12	12	12	12	12	12	12	12	12
OLIVERAS BUSOMS, POL (25)	3	25	25	25	25	9	9	9	9	9	9	9	9	9	9	9	9
CANET ARDEVOL, EDGAR (73)	4	73	65	65	99	9	99	99	25	25	25	25	25	65	65	65	65
GIGLIOLI ROSA, ROBERTO (65)	5	65	99	99	9	99	65	25	65	65	65	65	65	99	99	99	99
SANCHEZ GARCIA, RAUL (5)	6	5	9	9	65	65	25	65	90	90	90	90	90	90	90	90	90
FONTOVA SALVIA, ALBERT (99)	7	99	90	90	90	90	90	99	73	73	73	73	99	73	73	73	73
BALZARETTI, SANTIAGO (97)	8	97	73	73	73	73	73	73	99	99	99	99	73	5	5	25	25
COMELLAS SALA, GERARD (75)	9	75	97	5	5	5	5	5	5	5	5	5	5	25	25	5	5
FARRES PLAZA, GUILLEM (9)	10	9	16	75	75	75	75	16	16	16	16	16	16	16	16	16	16
COPPERWHEAT , OLIVER (112)	11	112	75	97	16	16	16	75	75	75	75	75	75	75	75	75	75
PAVLIV , ILYA (16)	12	16	5	16	7	7	7	7	7	7	7	7	7	7	7	7	7
BOET SURROCA, POL (7)	13	7	24	24	24	24	24	112	112	112	24	24	112	112	112	112	112
ANTOLIN CUERVO, MARC (90)	14	90	7	7	112	112	112	24	24	24	112	112	24	24	24	24	24
CASAS TORRUELLA, ROGER (24)	15	24	112	112	22	22	22	22	82	82	82	82	82	82	82	82	82
PASTOR ESLAVA, NIL (10)	16	10	22	22	82	82	82	82	22	22	22	22	10	10	10	10	10
BAENA LIMERES, KYLIAN (82)	17	82	82	82	10	10	10	10	10	10	10	22	22	22	22	22	22
LAPLANA SANCHEZ, ADRIA (22)	18	22	10	10	97	97	97	97	97	97	97	97	97	97	97	97	97
-	19																
-	20																

Camp Catalunya Motocròs. Ponts 18

MX 65

Circuit El Bosquet 0,800 km

2a Cursa

18/05/2013 13:25

Carrera (12:00 y 2 Vueltas) iniciado a 13:37:14

Lap	Lap Tm	Diff	Time of Day
8	1:00.995		13:45:52.697
9	1:23.908	+22.913	13:47:16.605
10	1:02.776	+1.781	13:48:19.381
11	1:02.120	+1.125	13:49:21.501
12	1:04.120	+3.125	13:50:25.621
13	1:03.312	+2.317	13:51:28.933
14	1:06.036	+5.041	13:52:34.969

(112) COPPERWHEAT, OLIVER

Lap	Lap Tm	Diff	Time of Day
1	1:14.823	+15.048	13:38:34.692
2	1:08.666	+8.891	13:39:43.358
3	1:07.252	+7.477	13:40:50.610
4	1:04.951	+5.176	13:41:55.561
5	1:01.811	+2.036	13:42:57.372
6	1:05.711	+5.936	13:44:03.083
7	1:00.446	+0.671	13:45:03.529
8	59.775		13:46:03.304
9	1:25.911	+26.136	13:47:29.215
10	1:02.096	+2.321	13:48:31.311
11	1:00.863	+1.088	13:49:32.174
12	1:03.727	+3.952	13:50:35.901
13	1:02.334	+2.559	13:51:38.235
14	1:01.850	+2.075	13:52:40.085

(24) CASAS TORRUELLA, ROGER

Lap	Lap Tm	Diff	Time of Day
1	1:12.821	+8.475	13:38:33.400
2	1:05.013	+0.667	13:39:38.413
3	1:08.277	+3.931	13:40:46.690
4	1:05.203	+0.857	13:41:51.893
5	1:04.346		13:42:56.239
6	1:08.790	+4.444	13:44:05.029
7	1:07.822	+3.476	13:45:12.851
8	1:05.103	+0.757	13:46:17.954
9	1:08.046	+3.700	13:47:26.000
10	1:04.557	+0.211	13:48:30.557
11	1:04.649	+0.303	13:49:35.206
12	1:06.332	+1.986	13:50:41.538
13	1:05.809	+1.463	13:51:47.347

(82) BAENA LIMERES, KYLIAN

Lap	Lap Tm	Diff	Time of Day
1	1:17.851	+12.573	13:38:38.695
2	1:08.687	+3.409	13:39:47.382
3	1:09.058	+3.780	13:40:56.440
4	1:09.158	+3.880	13:42:05.598
5	1:07.203	+1.925	13:43:12.801
6	1:06.991	+1.713	13:44:19.792
7	1:05.996	+0.718	13:45:25.788
8	1:05.278		13:46:31.066
9	1:06.524	+1.246	13:47:37.590
10	1:09.487	+4.209	13:48:47.077
11	1:07.597	+2.319	13:49:54.674
12	1:06.635	+1.357	13:51:01.309
13	1:06.086	+0.808	13:52:07.395

(10) PASTOR ESLAVA, NIL

Lap	Lap Tm	Diff	Time of Day
1	1:19.778	+15.522	13:38:40.373
2	1:08.468	+4.212	13:39:48.841
3	1:08.969	+4.713	13:40:57.810
4	1:10.476	+6.220	13:42:08.286
5	1:06.267	+2.011	13:43:14.553
6	1:06.885	+2.629	13:44:21.438
7	1:07.941	+3.685	13:45:29.379
8	1:09.091	+4.835	13:46:38.470
9	1:09.285	+5.029	13:47:47.755
10	1:04.256		13:48:52.011
11	1:04.325	+0.069	13:49:56.336

Lap	Lap Tm	Diff	Time of Day
12	1:07.206	+2.950	13:51:03.542
13	1:06.510	+2.254	13:52:10.052

(22) LAPLANA SANCHEZ, ADRIA

Lap	Lap Tm	Diff	Time of Day
1	1:16.107	+9.030	13:38:37.242
2	1:08.629	+1.552	13:39:45.871
3	1:07.079	+0.002	13:40:52.950
4	1:07.077		13:42:00.027
5	1:10.413	+3.336	13:43:10.440
6	1:08.376	+1.299	13:44:18.816
7	1:09.554	+2.477	13:45:28.370
8	1:08.399	+1.322	13:46:36.769
9	1:09.895	+2.818	13:47:46.664
10	1:12.033	+4.956	13:48:58.697
11	1:09.081	+2.004	13:50:07.778
12	1:15.319	+8.242	13:51:23.097
13	1:17.708	+10.631	13:52:40.805

(97) BALZARETTI, SANTIAGO

Lap	Lap Tm	Diff	Time of Day
1	1:09.387	+4.040	13:38:29.123
2	1:05.921	+0.574	13:39:35.044
3	3:20.039	+2:14.692	13:42:55.083
4	3:21.190	+2:15.843	13:46:16.273
5	1:12.087	+6.740	13:47:28.360
6	1:05.702	+0.355	13:48:34.062
7	1:06.498	+1.151	13:49:40.560
8	1:05.347		13:50:45.907
9	1:06.322	+0.975	13:51:52.229

Camp Catalunya Motocròs. Ponts 18

MX 65

Circuit El Bosquet 0,800 km

FINAL MX 65

Posició	Nº	Nombre	Total puntos	1a	R2.	Club	Llicencia
1	284	TOMAS CASTILLO, ERIC	50	25	25	MC. Segre	144550-GI
2	9	FARRES PLAZA, GUILLEM	36	20	16	Amv Torroella	144422-B
3	12	PAMIAS ROIG, MARC	31	11	20	MC. Segre	144086-T
4	25	OLIVERAS BUSOMS, POL	24	16	8	MC. Segre	144532-GI
5	65	GIGLIOLI ROSA, ROBERTO	23	10	13	Plus Motos Balear	65121-IB
6	90	ANTOLIN CUERVO, MARC	23	13	10	Mc St.Celoni	144277-B
7	73	CANET ARDEVOL, EDGAR	18	9	9	Mc. Polea SX	144074-B
8	5	SANCHEZ GARCIA, RAUL	15	8	7		144552-GI
9	75	COMELLAS SALA, GERARD	12	7	5	MC. Segre	144451-B
10	99	FONTOVA SALVIA, ALBERT	11	0	11	MC. Segre	144585-T
11	16	PAVLIV , ILYA	11	5	6	Mc VDB	144299-B
12	7	BOET SURROCA, POL	10	6	4		144778-GI
13	112	COPPERWHEAT , OLIVER	7	4	3	Ctat. Albaida	248721-A
14	24	CASAS TORRUJELLA, ROGER	5	3	2	MC. Segre	144432-L
15	23	ROJAS MOROS, PAU	2	2	0	Em Castellbisbal	144239-B
16	10	PASTOR ESLAVA, NIL	2	1	1	CM Decarreras	144318-B
17	22	LAPLANA SANCHEZ, ADRIA	2	1	1	Mc VDB	144992-B
18	97	BALZARETTI, SANTIAGO	2	1	1		144733-B
19	82	BAENA LIMERES, KYLIAN	1	0	1	Mc. Polea SX	144145-B
20	46	SANCHEZ NEQUI, JANA	0	0	0	Mc St.Celoni	144596-GI

Camp Catalunya Motocròs. Ponts 18

Clasificado por mejor tiempo de vuelta

MX 50

Circuit El Bosquet 0,800 km

Ent Cronometrats

18/05/2013 11:45

Práctica (20:00 Tiempo) iniciado a 12:04:38

Pos.	Nº	Nom	Moto	Voltes	Millor Tm	En Volta	Dif. resp.	1º Club
1	12	FERRE PLA, FERRAN	KTM	20	1:00.391	10		Mc Senia
2	71	PABLO ARANDA, MARC		19	1:02.779	6	2.388	Mc St.Celoni
3	27	MAGRIA ADELL, PAU	KTM	19	1:03.439	6	3.048	MC. Segre
4	65	SUMOY ROVIRA, SAULO	METRAKIT	14	1:06.676	8	6.285	Mac Reus
5	98	SAIZ SANCHEZ, ALEXEI	KTM	11	1:07.493	4	7.102	Mc Igualada
6	8	DOMINGUEZ OLIVA, YAGO	YAMAHA	8	1:07.583	4	7.192	MC 3 Turons
7	59	MESTRES PLA, MARÇAL	KTM	15	1:09.673	7	9.282	Mc Cingles Berti
8	10	PUIG CUMI, VICTOR	KTM	7	1:09.925	6	9.534	MC. Segre
9	20	GALLART TORRES, ROGER	KTM	7	1:12.014	4	11.623	MC. Segre
10	95	SANCHEZ ESCUER, EDGAR	KTM	16	1:13.191	7	12.800	MC. Segre
11	107	CAMPUS DIAZ, MARC	KTM	13	1:17.827	13	17.436	Mc Solsonès
12	13	MARCHAL NOGUERAS, JOSE A.	KTM	11	1:19.481	7	19.090	Mc VDB
13	40	TRAVE ALEGRE, SERGI	KTM	10	1:34.533	7	34.142	Mc Solsonès

Camp Catalunya Motocròs. Ponts 18

Clasificado por vueltas

MX 50

Circuit El Bosquet 0,800 km

1a Cursa

18/05/2013 13:05

Carrera (10:00 y 2 Vueltas) iniciado a 13:20:25

sición	Nº	Nombre	Moto	Vueltas	Total T°	Mejor Tm	En Vuelta	Club
1	12	FERRE PLA, FERRAN	KTM	12	12:24.576	57.934	2	Mc Senia
2	71	PABLO ARANDA, MARC		12	12:43.607	59.103	10	Mc St.Celoni
3	10	PUIG CUMI, VICTOR	KTM	12	12:45.245	1:01.002	5	MC. Segre
4	27	MAGRIA ADELL, PAU	KTM	12	12:52.487	58.181	8	MC. Segre
5	8	DOMINGUEZ OLIVA, YAGO	YAMAHA	12	12:54.750	1:01.854	5	MC 3 Turons
6	65	SUMOY ROVIRA, SAULO	METRAKIT	12	13:26.231	1:02.711	7	Mac Reus
7	20	GALLART TORRES, ROGER	KTM	11	12:36.097	1:03.405	8	MC. Segre
8	98	SAIZ SANCHEZ, ALEXEI	KTM	11	12:43.064	1:05.903	9	Mc Igualada
9	95	SANCHEZ ESCUER, EDGAR	KTM	11	12:44.606	1:06.202	10	MC. Segre
10	59	MESTRES PLA, MARÇAL	KTM	11	13:13.354	1:06.662	11	Mc Cingles Berti
11	107	CAMPUS DIAZ, MARC	KTM	10	12:25.688	1:12.282	7	Mc Solsonès
12	13	MARCHAL NOGUERAS, JOSE A.	KTM	9	12:24.687	1:15.404	3	Mc VDB
13	40	TRAVE ALEGRE, SERGI	KTM	7	12:24.856	1:32.095	5	Mc Solsonès

Margin of Victory	Avg. Speed	Best Lap Tm	Best Spd	Best Lap by
19.031	46,416	57.934	49,712	12 - FERRE PLA, FERRAN

Jefe de cronometraje Nando Ribé

Orbits

Director de Carrera



SEGUROS
Ges

www.mylaps.com

Licenciado a: Nando.Crono

Camp Catalunya Motocròs. Ponts 18

Vuelta a vuelta

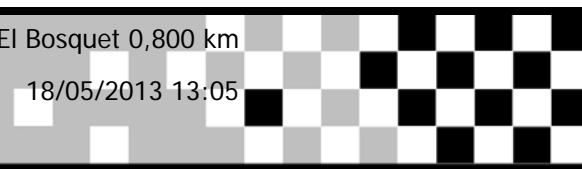
MX 50

Circuit El Bosquet 0,800 km

1a Cursa

18/05/2013 13:05

Carrera (10:00 y 2 Vueltas) iniciado a 13:20:25



Competidores	Vueltas												
	0	1	2	3	4	5	6	7	8	9	10	11	12
MAGRIA ADELL, PAU (27)	1	27	27	12	12	12	12	12	12	12	12	12	12
SANCHEZ ESCUER, EDGAR (95)	2	95	12	10	10	10	10	10	10	10	10	10	71
PUIG CUMI, VICTOR (10)	3	10	10	8	8	8	8	8	8	8	71	71	10
SAIZ SANCHEZ, ALEXEI (98)	4	98	8	71	71	71	71	71	71	8	8	8	27
PABLO ARANDA, MARC (71)	5	71	95	95	20	20	20	27	27	27	27	27	8
CAMPUS DIAZ, MARC (107)	6	107	98	20	65	65	95	20	65	65	65	65	65
FERRE PLA, FERRAN (12)	7	12	20	65	95	95	65	65	20	20	20	20	20
DOMINGUEZ OLIVA, YAGO (8)	8	8	71	98	98	98	98	95	95	95	98	98	98
SUMOY ROVIRA, SAULO (65)	9	65	65	107	59	27	27	98	98	98	95	95	95
MESTRES PLA, MARÇAL (59)	10	59	107	59	107	59	59	59	59	59	59	59	59
GALLART TORRES, ROGER (20)	11	20	59	27	27	107	107	107	107	107	107	107	107
TRAVE ALEGRE, SERGI (40)	12	40	13	13	13	13	13	13	13	13	13	13	13
MARCHAL NOGUERAS, JOSE A. (13)	13	13	40	40	40	40	40	40	40	40	40	40	40

Camp Catalunya Motocròs. Ponts 18

Clasificado por vueltas

MX 50

Circuit El Bosquet 0,800 km

2a Cursa

18/05/2013 13:50

Carrera (10:00 y 2 Vueltas) iniciado a 14:00:14

sición	Nº	Nombre	Moto	Vueltas	Total T°	Mejor Tm	En Vuelta	Club
1	12	FERRE PLA, FERRAN	KTM	13	12:28.946	55.146	2	Mc Senia
2	27	MAGRIA ADELL, PAU	KTM	13	13:05.670	56.000	2	MC. Segre
3	71	PABLO ARANDA, MARC		13	13:06.617	58.506	7	Mc St.Celoni
4	10	PUIG CUMI, VICTOR	KTM	13	13:07.864	57.787	11	MC. Segre
5	59	MESTRES PLA, MARÇAL	KTM	11	12:32.190	1:05.556	7	Mc Cingles Berti
6	98	SAIZ SANCHEZ, ALEXEI	KTM	11	12:39.605	1:06.056	10	Mc Igualada
7	95	SANCHEZ ESCUER, EDGAR	KTM	11	12:51.221	1:07.003	3	MC. Segre
8	65	SUMOY ROVIRA, SAULO	METRAKIT	11	12:53.769	1:02.127	2	Mac Reus
9	20	GALLART TORRES, ROGER	KTM	11	13:05.830	1:05.006	6	MC. Segre
10	107	CAMPUS DIAZ, MARC	KTM	11	13:22.761	1:10.289	8	Mc Solsonès
11	13	MARCHAL NOGUERAS, JOSE A.	KTM	9	13:14.824	1:12.387	2	Mc VDB
12	40	TRAVE ALEGRE, SERGI	KTM	9	13:46.970	1:24.643	7	Mc Solsonès
No clasificado								
NT	8	DOMINGUEZ OLIVA, YAGO	YAMAHA	3	3:19.028	1:03.373	2	MC 3 Turons

Margin of Victory	Avg. Speed	Best Lap Tm	Best Spd	Best Lap by
36.724	49,990	55.146	52,225	12 - FERRE PLA, FERRAN

Jefe de cronometraje Nando Ribé

Orbits

Director de Carrera



SEGUROS
Ges

www.mylaps.com

Licenciado a: Nando.Crono

Camp Catalunya Motocròs. Ponts 18

Vuelta a vuelta

MX 50

Circuit El Bosquet 0,800 km

2a Cursa

18/05/2013 13:50

Carrera (10:00 y 2 Vueltas) iniciado a 14:00:14

Competidores	Vueltas													
	0	1	2	3	4	5	6	7	8	9	10	11	12	13
MAGRIA ADELL, PAU (27)	1	27	27	12	12	12	12	12	12	12	12	12	12	12
PABLO ARANDA, MARC (71)	2	71	12	27	27	27	27	27	27	71	27	27	27	27
SANCHEZ ESCUER, EDGAR (95)	3	95	71	71	71	71	71	71	27	71	71	71	71	71
MESTRES PLA, MARÇAL (59)	4	59	10	10	10	10	10	10	10	10	10	10	10	10
PUIG CUMI, VICTOR (10)	5	10	8	8	8	65	65	65	65	59	59	59	59	59
MARCHAL NOGUERAS, JOSE A. (13)	6	13	95	65	65	98	98	98	59	98	98	98	98	98
SAIZ SANCHEZ, ALEXEI (98)	7	98	65	95	95	95	95	20	98	65	95	95	95	95
DOMINGUEZ OLIVA, YAGO (8)	8	8	98	98	98	20	20	95	95	95	65	65	65	65
FERRE PLA, FERRAN (12)	9	12	59	59	59	59	59	20	20	20	20	20	20	20
CAMPUS DIAZ, MARC (107)	10	107	20	20	20	107	107	107	107	107	107	107	107	107
SUMOY ROVIRA, SAULO (65)	11	65	107	107	107	40	40	40	13	13	13	13	13	13
TRAVE ALEGRE, SERGI (40)	12	40	13	13	13	13	13	40	40	40	40	40	40	40
GALLART TORRES, ROGER (20)	13	20	40	40	40	40	40	40	40	40	40	40	40	40

Camp Catalunya Motocròs. Ponts 18

MX 50

Circuit El Bosquet 0,800 km

2a Cursa

18/05/2013 13:50

Carrera (10:00 y 2 Vueltas) iniciado a 14:00:14

Lap	Lap Tm	Diff	Time of Day
(12) FERRE PLA, FERRAN			
1	59.070	+3.924	14:01:18.906
2	55.146		14:02:14.052
3	56.636	+1.490	14:03:10.688
4	56.460	+1.314	14:04:07.148
5	56.603	+1.457	14:05:03.751
6	57.110	+1.964	14:06:00.861
7	56.607	+1.461	14:06:57.468
8	59.394	+4.248	14:07:56.862
9	55.768	+0.622	14:08:52.630
10	56.906	+1.760	14:09:49.536
11	57.539	+2.393	14:10:47.075
12	56.584	+1.438	14:11:43.659
13	59.462	+4.316	14:12:43.121

Lap	Lap Tm	Diff	Time of Day
(27) MAGRIA ADELL, PAU			
1	59.596	+3.596	14:01:18.631
2	56.000		14:02:14.631
3	59.038	+3.038	14:03:13.669
4	57.768	+1.768	14:04:11.437
5	57.684	+1.684	14:05:09.121
6	1:02.154	+6.154	14:06:11.275
7	1:01.531	+5.531	14:07:12.806
8	1:07.572	+11.572	14:08:20.378
9	59.950	+3.950	14:09:20.328
10	59.042	+3.042	14:10:19.370
11	59.265	+3.265	14:11:18.635
12	1:00.798	+4.798	14:12:19.433
13	1:00.412	+4.412	14:13:19.845

Lap	Lap Tm	Diff	Time of Day
(71) PABLO ARANDA, MARC			
1	1:01.765	+3.259	14:01:21.115
2	58.626	+0.120	14:02:19.741
3	58.769	+0.263	14:03:18.510
4	59.049	+0.543	14:04:17.559
5	58.749	+0.243	14:05:16.308
6	58.828	+0.322	14:06:15.136
7	58.506		14:07:13.642
8	1:06.720	+8.214	14:08:20.362
9	1:00.688	+2.182	14:09:21.050
10	59.154	+0.648	14:10:20.204
11	59.817	+1.311	14:11:20.021
12	1:00.859	+2.353	14:12:20.880
13	59.912	+1.406	14:13:20.792

Lap	Lap Tm	Diff	Time of Day
(10) PUIG CUMI, VICTOR			
1	1:02.938	+5.151	14:01:22.596
2	59.411	+1.624	14:02:22.007
3	1:00.041	+2.254	14:03:22.048
4	59.495	+1.708	14:04:21.543
5	58.126	+0.339	14:05:19.669
6	59.101	+1.314	14:06:18.770
7	57.829	+0.042	14:07:16.599
8	1:05.350	+7.563	14:08:21.949
9	1:03.221	+5.434	14:09:25.170
10	58.636	+0.849	14:10:23.806
11	57.787		14:11:21.593
12	1:01.645	+3.858	14:12:23.238
13	58.801	+1.014	14:13:22.039

Lap	Lap Tm	Diff	Time of Day
(59) MESTRES PLA, MARÇAL			
1	1:14.954	+9.398	14:01:34.435
2	1:06.584	+1.028	14:02:41.019
3	1:08.299	+2.743	14:03:49.318
4	1:08.139	+2.583	14:04:57.457

Lap	Lap Tm	Diff	Time of Day
5	1:08.443	+2.887	14:06:05.900
6	1:06.493	+0.937	14:07:12.393
7	1:05.556		14:08:17.949
8	1:10.990	+5.434	14:09:28.939
9	1:05.670	+0.114	14:10:34.609
10	1:05.823	+0.267	14:11:40.432
11	1:05.933	+0.377	14:12:46.365

Lap	Lap Tm	Diff	Time of Day
(98) SAIZ SANCHEZ, ALEXEI			
1	1:12.197	+6.141	14:01:32.024
2	1:07.482	+1.426	14:02:39.506
3	1:06.612	+0.556	14:03:46.118
4	1:07.704	+1.648	14:04:53.822
5	1:06.637	+0.581	14:06:00.459
6	1:07.142	+1.086	14:07:07.601
7	1:13.637	+7.581	14:08:21.238
8	1:10.104	+4.048	14:09:31.342
9	1:07.354	+1.298	14:10:38.696
10	1:06.056		14:11:44.752
11	1:09.028	+2.972	14:12:53.780

Lap	Lap Tm	Diff	Time of Day
(95) SANCHEZ ESCUER, EDGAR			
1	1:10.717	+3.714	14:01:30.113
2	1:08.320	+1.317	14:02:38.433
3	1:07.003		14:03:45.436
4	1:09.425	+2.422	14:04:54.861
5	1:08.245	+1.242	14:06:03.106
6	1:08.055	+1.052	14:07:11.161
7	1:13.339	+6.336	14:08:24.500
8	1:14.530	+7.527	14:09:39.030
9	1:09.336	+2.333	14:10:48.366
10	1:07.936	+0.933	14:11:56.302
11	1:09.094	+2.091	14:13:05.396

Lap	Lap Tm	Diff	Time of Day
(65) SUMOY ROVIRA, SAULO			
1	1:10.017	+7.890	14:01:30.257
2	1:02.127		14:02:32.384
3	1:02.359	+0.232	14:03:34.743
4	1:03.769	+1.642	14:04:38.512
5	1:05.275	+3.148	14:05:43.787
6	1:07.423	+5.296	14:06:51.210
7	1:22.770	+20.643	14:08:13.980
8	1:20.307	+18.180	14:09:34.287
9	1:14.297	+12.170	14:10:48.584
10	1:10.617	+8.490	14:11:59.201
11	1:08.743	+6.616	14:13:07.944

Lap	Lap Tm	Diff	Time of Day
(20) GALLART TORRES, ROGER			
1	1:10.949	+5.943	14:01:35.452
2	1:07.870	+2.864	14:02:43.322
3	1:06.654	+1.648	14:03:49.976
4	1:07.236	+2.230	14:04:57.212
5	1:06.341	+1.335	14:06:03.553
6	1:05.006		14:07:08.559
7	1:27.269	+22.263	14:08:35.828
8	1:14.148	+9.142	14:09:49.976
9	1:08.534	+3.528	14:10:58.510
10	1:11.660	+6.654	14:12:10.170
11	1:09.835	+4.829	14:13:20.005

Lap	Lap Tm	Diff	Time of Day
(107) CAMPUS DIAZ, MARC			
1	1:17.881	+7.592	14:01:37.974
2	1:13.068	+2.779	14:02:51.042
3	1:11.854	+1.565	14:04:02.896
4	1:12.463	+2.174	14:05:15.359
5	1:11.437	+1.148	14:06:26.796

Lap	Lap Tm	Diff	Time of Day
6	1:11.307	+1.018	14:07:38.103
7	1:11.951	+1.662	14:08:50.054
8	1:10.289		14:10:00.343
9	1:13.108	+2.819	14:11:13.451
10	1:11.368	+1.079	14:12:24.819
11	1:12.117	+1.828	14:13:36.936

Lap	Lap Tm	Diff	Time of Day
(13) MARCHAL NOGUERAS, JOSE A.			
1	1:21.786	+9.399	14:01:41.468
2	1:12.387		14:02:53.855
3	1:39.156	+26.769	14:04:33.011
4	2:15.421	+1:03.034	14:06:48.432
5	1:32.341	+19.954	14:08:20.773
6	1:19.406	+7.019	14:09:40.179
7	1:19.793	+7.406	14:10:59.972
8	1:13.431	+1.044	14:12:13.403
9	1:15.596	+3.209	14:13:28.999

Lap	Lap Tm	Diff	Time of Day
(40) TRAVE ALEGRE, SERGI			
1	1:35.468	+10.825	14:01:57.012
2	1:30.441	+5.798	14:03:27.453
3	1:30.883	+6.240	14:04:58.336
4	1:41.000	+16.357	14:06:39.336
5	1:29.066	+4.423	14:08:08.402
6	1:29.575	+4.932	14:09:37.977
7	1:24.643		14:11:02.620
8	1:26.330	+1.687	14:12:28.950
9	1:32.195	+7.552	14:14:01.145

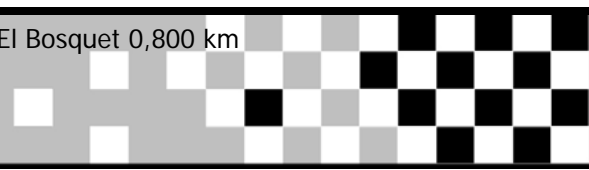
Lap	Lap Tm	Diff	Time of Day
(8) DOMINGUEZ OLIVA, YAGO			
1	1:06.106	+2.733	14:01:25.934
2	1:03.373		14:02:29.307
3	1:03.896	+0.523	14:03:33.203

Camp Catalunya Motocròs. Pons 18

MX 50

Circuit El Bosquet 0,800 km

FINAL MX 50



Posició	Nº	Nombre	Total puntos	1a	R2.	Club	Llicencia
1	12	FERRE PLA, FERRAN	50	25	25	Mc Senia	144312-T
2	71	PABLO ARANDA, MARC	36	20	16	Mc St.Celoni	144579-B
3	27	MAGRIA ADELL, PAU	33	13	20	MC. Segre	144309-B
4	10	PUIG CUMI, VICTOR	29	16	13	MC. Segre	145807-GI
5	98	SAIZ SANCHEZ, ALEXEI	18	8	10	Mc Igualada	144688-B
6	65	SUMOY ROVIRA, SAULO	18	10	8	Mac Reus	144496-T
7	59	MESTRES PLA, MARÇAL	17	6	11	Mc Cingles Berti	144396-B
8	95	SANCHEZ ESCUER, EDGAR	16	7	9	MC. Segre	144646-L
9	20	GALLART TORRES, ROGER	16	9	7	MC. Segre	144721-L
10	8	DOMINGUEZ OLIVA, YAGO	11	11	0	MC 3 Turons	144102-B
11	107	CAMPUS DIAZ, MARC	11	5	6	Mc Solsonès	144767-L
12	13	MARCHAL NOGUERAS, JOSE A.	9	4	5	Mc VDB	144605-B
13	40	TRAVE ALEGRE, SERGI	7	3	4	Mc Solsonès	144798-L