

Camp.Catalunya Supermotard. Menarguens

Clasificado por mejor tiempo de vuelta

SM-1 i SM-2

Karting de Menarguens 1,350 km

Ent Cronometrats

26/05/2013 10:00

Práctica (15:00 Tiempo) iniciado a 10:00:12

Pos.	Nº	Nom	Moto	Voltes	Millor Tm	En Volta	Dif. resp. 1º	PEC	Categ
1	16	GRAU, ANGEL	SUZUKI	12	52.949	6		1	SM 1
2	80	CARDONA, NESTOR	SUZUKI	10	54.101	10	1.152	2	SM 1
3	12	ALGUACIL, VICTOR	SIN MARCA	5	54.865	5	1.916	1	SM 2
4	17	BAILO, GERARD	HONDA	6	55.005	6	2.056	2	SM 2
5	85	GOMEZ, ANDREU	SUZUKI	13	55.715	10	2.766	3	SM 1
6	96	ESQUERDA, MARC	SIN MARCA	13	55.952	13	3.003	3	SM 2
7	14	HERNANDEZ, JOSE L.	HUSQVARNA	15	56.201	5	3.252	4	SM 1
8	28	ALBARRAL, ISAAC	SIN MARCA	10	57.311	3	4.362	5	SM 1
9	79	PIEDRA JUAN, JOSEP	HONDA	9	57.329	4	4.380	6	SM 1
10	20	MARTINEZ, JOAN	KTM	15	57.362	15	4.413	4	SM 2
11	37	PINEDO, JAVIER	HONDA	8	57.628	5	4.679	5	SM 2
12	99	ANDRES PELAEZ, ALEX	HONDA	10	59.334	6	6.385	6	SM 2
13	58	RAMON SOLANS, OVIDI	SUZUKI	9	59.413	4	6.464	7	SM 1
14	52	GIMENEZ, RUBEN	SUZUKI	11	59.461	5	6.512	7	SM 2
15	69	MOYA, ANTONI	HONDA	14	1:01.661	5	8.712	8	SM 2
16	67	SANCHEZ, ENRIQUE	KTM	7	1:02.216	6	9.267	1	SM 2-Sot18
17	47	NAVARRO, DAVID	KTM	2	1:06.956	2	14.007	2	SM 2-Sot18

Camp.Catalunya Supermotard. Menarguens

Clasificado por vueltas

SM-1 i SM-2

Karting de Menarguens 1,350 km

1a Cursa

26/05/2013 11:25

Carrera (15:00 y 2 Vueltas) iniciado a 11:23:31

Posició	Nº	Nom	Moto	Voltes	Total Ts	Millor Tm	En Volta	PEC	Categ
1	16	GRAU RODRIGEZ, ANGEL	SUZUKI	19	17:17.217	53.760	4	1	SM 1
2	80	CARDONA LOPEZ, NESTOR	SUZUKI	19	17:36.922	54.118	13	2	SM 1
3	12	ALGUACIL PARDO, VICTOR	SIN MARCA	19	17:48.464	55.016	2	1	SM 2
4	17	BAILO PELEGRIN, GERARD	HONDA	19	17:48.936	55.354	12	2	SM 2
5	85	GOMEZ JIMENEZ, ANDREU	SUZUKI	19	18:02.421	55.399	2	3	SM 1
6	14	HERNANDEZ BAREA, JOSE LUIS	HUSQVARNA	19	18:04.496	55.405	12	4	SM 1
7	20	MARTINEZ POVEA, JOAN	KTM	18	17:34.521	57.565	14	3	SM 2
8	28	ALBARRAL LOPEZ, ISAAC	SIN MARCA	18	17:52.939	56.533	15	5	SM 1
9	79	PIEDRA JUAN, JOSEP	HONDA	18	18:12.891	58.050	6	6	SM 1
10	52	GIMENEZ LORENTE, RUBEN	SUZUKI	18	18:14.683	58.709	2	4	SM 2
11	99	ANDRES PELAEZ, ALEX	HONDA	17	17:22.959	58.388	3	5	SM 2
12	58	RAMON SOLANS, OVIDI	SUZUKI	17	17:24.161	59.561	4	7	SM 1
13	69	MOYA AMARGOS, ANTONI	HONDA	17	17:30.694	1:00.595	4	6	SM 2
14	67	SANCHEZ, ENRIQUE	KTM	17	18:03.757	1:02.099	10	1	SM 2-Sot18
15	47	NAVARRO, DAVID	KTM	17	18:10.309	1:02.415	9	2	SM 2-Sot18

No clasificado (75% = 15 Vueltas)

NT	96	ESQUERDA COMPANYS, MARC	SIN MARCA	7	6:53.715	56.993	5	NT	SM 2
NT	37	PINEDO BLAZQUEZ, JAVIER	HONDA	1	1:00.546		0	NT	SM 2

Notificaciones

Dor 28 penalitzat 20 seg. Art 9.8

Margin of Victory	Avg. Speed	Best Lap Tm	Best Spd	Best Lap by
19.705	89,027	53.760	90,402	16 - GRAU RODRIGEZ, ANGEL

Jefe de cronometraje Nando Ribé

Orbits

Director de Carrera Francisco Martinez



SEGUROS
Ges

www.mylaps.com

Licenciado a: Nando.Crono

Camp.Catalunya Supermotard. Menarguens

Vuelta a vuelta

SM-1 i SM-2

Karting de Menarguens 1,350 km

1a Cursa

26/05/2013 11:25

Carrera (15:00 y 2 Vueltas) iniciado a 11:23:31

Competidores

Vueltas

	1	2	3	4	5	6	7	8	9	10	11	12	13	14	15	16	17	18	19
GRAU RODRIGEZ, ANGEL (16)	1	16	16	16	16	16	16	16	16	16	16	16	16	16	16	16	16	16	16
ALGUACIL PARDO, VICTOR (12)	2	12	12	12	12	12	12	12	12	12	12	12	80	80	80	80	80	80	80
CARDONA LOPEZ, NESTOR (80)	3	80	85	85	85	85	85	85	80	80	80	80	12	12	12	12	12	12	12
GOMEZ JIMENEZ, ANDREU (85)	4	85	17	17	17	17	17	17	85	85	17	17	17	17	17	17	17	17	17
BAILO PELEGRIN, GERARD (17)	5	17	14	14	80	80	80	80	17	17	85	85	85	85	85	85	85	85	85
PINEDO BLAZQUEZ, JAVIER (37)	6	37	80	80	14	14	14	14	14	14	14	14	14	14	14	14	14	14	14
HERNANDEZ BAREA, JOSE LUIS (14)	7	14	52	52	20	20	20	20	20	20	20	20	20	20	20	20	28	28	28
GIMENEZ LORENTE, RUBEN (52)	8	52	20	20	52	96	96	96	79	79	79	28	28	28	28	28	20	20	20
MARTINEZ POVEA, JOAN (20)	9	20	99	99	96	52	79	79	28	28	28	79	79	79	79	79	79	79	79
ANDRES PELAEZ, ALEX (99)	10	99	96	96	99	79	99	99	99	99	99	99	99	52	52	52	52	52	52
ESQUERDA COMPANYYS, MARC (96)	11	96	79	79	79	99	52	28	52	52	52	52	52	99	99	99	99	99	99
MOYA AMARGOS, ANTONI (69)	12	69	28	28	28	28	28	52	58	58	58	58	58	58	58	58	58	58	58
PIEDRA JUAN, JOSEP (79)	13	79	69	58	58	58	58	69	69	69	69	69	69	69	69	69	69	69	69
ALBARRAL LOPEZ, ISAAC (28)	14	28	58	69	69	69	69	67	67	67	67	67	67	67	67	67	67	67	67
RAMON SOLANS, OVIDI (58)	15	58	67	67	67	67	67	47	47	47	47	47	47	47	47	47	47	47	47
SANCHEZ, ENRIQUE (67)	16	67	47	47	47	47	47	47											
NAVARRO, DAVID (47)	17	47																	

Camp.Catalunya Supermotard. Menarguens

SM-1 i SM-2

Karting de Menarguens 1,350 km

1a Cursa

26/05/2013 11:25

Carrera (15:00 y 2 Vueltas) iniciado a 11:23:31

Lap	Lap Tm	Diff	Time of Day
(16) GRAU RODRIGEZ, ANGEL			
1			11:24:26.427
2	53.793	+0.033	11:25:20.220
3	53.808	+0.048	11:26:14.028
4	53.760		11:27:07.788
5	53.761	+0.001	11:28:01.549
6	54.233	+0.473	11:28:55.782
7	53.938	+0.178	11:29:49.720
8	54.428	+0.668	11:30:44.148
9	55.520	+1.760	11:31:39.668
10	54.492	+0.732	11:32:34.160
11	54.670	+0.910	11:33:28.830
12	54.971	+1.211	11:34:23.801
13	54.211	+0.451	11:35:18.012
14	56.630	+2.870	11:36:14.642
15	54.119	+0.359	11:37:08.761
16	54.337	+0.577	11:38:03.098
17	54.685	+0.925	11:38:57.783
18	54.812	+1.052	11:39:52.595
19	55.905	+2.145	11:40:48.500

Lap	Lap Tm	Diff	Time of Day
(80) CARDONA LOPEZ, NESTOR			
1			11:24:28.837
2	1:03.269	+9.151	11:25:32.106
3	54.663	+0.545	11:26:26.769
4	55.267	+1.149	11:27:22.036
5	54.612	+0.494	11:28:16.648
6	54.371	+0.253	11:29:11.019
7	56.468	+2.350	11:30:07.487
8	55.834	+1.716	11:31:03.321
9	55.727	+1.609	11:31:59.048
10	54.492	+0.374	11:32:53.540
11	54.951	+0.833	11:33:48.491
12	54.522	+0.404	11:34:43.013
13	54.118		11:35:37.131
14	54.389	+0.271	11:36:31.520
15	54.991	+0.873	11:37:26.511
16	55.998	+1.880	11:38:22.509
17	54.674	+0.556	11:39:17.183
18	55.293	+1.175	11:40:12.476
19	55.729	+1.611	11:41:08.205

Lap	Lap Tm	Diff	Time of Day
(12) ALGUACIL PARDO, VICTOR			
1			11:24:28.137
2	55.016		11:25:23.153
3	55.302	+0.286	11:26:18.455
4	55.649	+0.633	11:27:14.104
5	55.563	+0.547	11:28:09.667
6	55.914	+0.898	11:29:05.581
7	55.607	+0.591	11:30:01.188
8	56.071	+1.055	11:30:57.259
9	57.753	+2.737	11:31:55.012
10	55.794	+0.778	11:32:50.806
11	55.635	+0.619	11:33:46.441
12	55.992	+0.976	11:34:42.433
13	56.456	+1.440	11:35:38.889
14	59.413	+4.397	11:36:38.302
15	56.341	+1.325	11:37:34.643
16	56.332	+1.316	11:38:30.975
17	56.466	+1.450	11:39:27.441
18	56.355	+1.339	11:40:23.796
19	55.951	+0.935	11:41:19.747

Lap	Lap Tm	Diff	Time of Day
(17) BAILO PELEGRIN, GERARD			
1			11:24:30.890

Lap	Lap Tm	Diff	Time of Day
2	56.130	+0.776	11:25:27.020
3	55.741	+0.387	11:26:22.761
4	55.726	+0.372	11:27:18.487
5	55.931	+0.577	11:28:14.418
6	56.120	+0.766	11:29:10.538
7	56.216	+0.862	11:30:06.754
8	56.422	+1.068	11:31:03.176
9	56.859	+1.505	11:32:00.035
10	55.443	+0.089	11:32:55.478
11	55.886	+0.532	11:33:51.364
12	55.354		11:34:46.718
13	55.620	+0.266	11:35:42.338
14	56.455	+1.101	11:36:38.793
15	56.117	+0.763	11:37:34.910
16	56.321	+0.967	11:38:31.231
17	56.526	+1.172	11:39:27.757
18	56.315	+0.961	11:40:24.072
19	56.147	+0.793	11:41:20.219

Lap	Lap Tm	Diff	Time of Day
(85) GOMEZ JIMENEZ, ANDREU			
1			11:24:30.352
2	55.399		11:25:25.751
3	55.589	+0.190	11:26:21.340
4	56.629	+1.230	11:27:17.969
5	55.805	+0.406	11:28:13.774
6	56.229	+0.830	11:29:10.003
7	56.311	+0.912	11:30:06.314
8	56.164	+0.765	11:31:02.478
9	56.803	+1.404	11:31:59.281
10	55.923	+0.524	11:32:55.204
11	56.891	+1.492	11:33:52.095
12	56.061	+0.662	11:34:48.156
13	56.169	+0.770	11:35:44.325
14	55.719	+0.320	11:36:40.044
15	58.726	+3.327	11:37:38.770
16	57.316	+1.917	11:38:36.086
17	57.373	+1.974	11:39:33.459
18	59.056	+3.657	11:40:32.515
19	1:01.189	+5.790	11:41:33.704

Lap	Lap Tm	Diff	Time of Day
(14) HERNANDEZ BAREA, JOSE LUIS			
1			11:24:32.262
2	56.914	+1.509	11:25:29.176
3	56.494	+1.089	11:26:25.670
4	56.527	+1.122	11:27:22.197
5	55.833	+0.428	11:28:18.030
6	55.696	+0.291	11:29:13.726
7	56.334	+0.929	11:30:10.060
8	55.941	+0.536	11:31:06.001
9	56.729	+1.324	11:32:02.730
10	55.935	+0.530	11:32:58.665
11	55.979	+0.574	11:33:54.644
12	55.405		11:34:50.049
13	56.063	+0.658	11:35:46.112
14	55.529	+0.124	11:36:41.641
15	1:05.635	+10.230	11:37:47.276
16	56.966	+1.561	11:38:44.242
17	57.560	+2.155	11:39:41.802
18	57.520	+2.115	11:40:39.322
19	56.457	+1.052	11:41:35.779

Lap	Lap Tm	Diff	Time of Day
(20) MARTINEZ POVEA, JOAN			
1			11:24:35.604
2	58.317	+0.752	11:25:33.921
3	58.750	+1.185	11:26:32.671
4	58.034	+0.469	11:27:30.705

Lap	Lap Tm	Diff	Time of Day
5	57.714	+0.149	11:28:28.419
6	57.754	+0.189	11:29:26.173
7	57.616	+0.051	11:30:23.789
8	57.928	+0.363	11:31:21.717
9	58.613	+1.048	11:32:20.330
10	58.137	+0.572	11:33:18.467
11	58.036	+0.471	11:34:16.503
12	58.415	+0.850	11:35:14.918
13	1:00.046	+2.481	11:36:14.964
14	57.565		11:37:12.529
15	58.046	+0.481	11:38:10.575
16	58.083	+0.518	11:39:08.658
17	59.088	+1.523	11:40:07.746
18	58.058	+0.493	11:41:05.804

Lap	Lap Tm	Diff	Time of Day
(28) ALBARRAL LOPEZ, ISAAC			
1			11:24:38.165
2	58.868	+2.335	11:25:37.033
3	58.098	+1.565	11:26:35.131
4	59.121	+2.588	11:27:34.252
5	58.711	+2.178	11:28:32.963
6	1:00.099	+3.566	11:29:33.062
7	58.131	+1.598	11:30:31.193
8	58.674	+2.141	11:31:29.867
9	57.891	+1.358	11:32:27.758
10	58.505	+1.972	11:33:26.263
11	57.837	+1.304	11:34:24.100
12	56.803	+0.270	11:35:20.903
13	57.531	+0.998	11:36:18.434
14	57.290	+0.757	11:37:15.724
15	56.533		11:38:12.257
16	56.743	+0.210	11:39:09.000
17	57.537	+1.004	11:40:06.537
18	57.685	+1.152	11:41:04.222

Lap	Lap Tm	Diff	Time of Day
(79) PIEDRA JUAN, JOSEP			
1			11:24:37.310
2	58.592	+0.542	11:25:35.902
3	58.281	+0.231	11:26:34.183
4	59.240	+1.190	11:27:33.423
5	59.039	+0.989	11:28:32.462
6	58.050		11:29:30.512
7	58.649	+0.599	11:30:29.161
8	59.895	+1.845	11:31:29.056
9	58.550	+0.500	11:32:27.606
10	58.432	+0.382	11:33:26.038
11	59.508	+1.458	11:34:25.546
12	59.154	+1.104	11:35:24.700
13	1:04.022	+5.972	11:36:28.722
14	1:02.387	+4.337	11:37:31.109
15	1:06.666	+8.616	11:38:37.775
16	1:01.189	+3.139	11:39:38.964
17	1:01.753	+3.703	11:40:40.717
18	1:03.457	+5.407	11:41:44.174

Lap	Lap Tm	Diff	Time of Day
(52) GIMENEZ LORENTE, RUBEN			
1			11:24:34.310
2	58.709		11:25:33.019
3	59.487	+0.778	11:26:32.506
4	1:00.023	+1.314	11:27:32.529
5	59.536	+0.827	11:28:32.065
6	1:00.643	+1.934	11:29:32.708
7	1:00.540	+1.831	11:30:33.248
8	1:00.842	+2.133	11:31:34.090
9	59.324	+0.615	11:32:33.414
10	1:00.079	+1.370	11:33:33.493

Jefe de cronometraje Nando Ribé

Orbits

Director de Carrera Francisco Martinez



www.mylaps.com

Licenciado a: Nando.Crono

Camp.Catalunya Supermotard. Menarguens

SM-1 i SM-2

Karting de Menarguens 1,350 km

1a Cursa

26/05/2013 11:25

Carrera (15:00 y 2 Vueltas) iniciado a 11:23:31

Lap	Lap Tm	Diff	Time of Day
11	1:01.152	+2.443	11:34:34.645
12	1:02.990	+4.281	11:35:37.635
13	1:01.099	+2.390	11:36:38.734
14	1:01.825	+3.116	11:37:40.559
15	1:00.546	+1.837	11:38:41.105
16	1:01.826	+3.117	11:39:42.931
17	1:00.370	+1.661	11:40:43.301
18	1:02.665	+3.956	11:41:45.966

(99) ANDRES PELAEZ, ALEX

Lap	Lap Tm	Diff	Time of Day
1			11:24:36.301
2	58.663	+0.275	11:25:34.964
3	58.388		11:26:33.352
4	59.722	+1.334	11:27:33.074
5	59.659	+1.271	11:28:32.733
6	59.468	+1.080	11:29:32.201
7	58.835	+0.447	11:30:31.036
8	1:01.638	+3.250	11:31:32.674
9	59.824	+1.436	11:32:32.498
10	1:00.616	+2.228	11:33:33.114
11	1:00.798	+2.410	11:34:33.912
12	1:02.122	+3.734	11:35:36.034
13	1:02.579	+4.191	11:36:38.613
14	1:03.141	+4.753	11:37:41.754
15	1:04.293	+5.905	11:38:46.047
16	1:03.928	+5.540	11:39:49.975
17	1:04.267	+5.879	11:40:54.242

(58) RAMON SOLANS, OVIDI

Lap	Lap Tm	Diff	Time of Day
1			11:24:38.877
2	1:00.209	+0.648	11:25:39.086
3	59.782	+0.221	11:26:38.868
4	59.561		11:27:38.429
5	59.925	+0.364	11:28:38.354
6	1:00.071	+0.510	11:29:38.425
7	1:00.292	+0.731	11:30:38.717
8	1:02.904	+3.343	11:31:41.621
9	1:00.866	+1.305	11:32:42.487
10	1:00.867	+1.306	11:33:43.354
11	1:02.858	+3.297	11:34:46.212
12	1:03.104	+3.543	11:35:49.316
13	1:00.884	+1.323	11:36:50.200
14	1:01.259	+1.698	11:37:51.459
15	1:01.459	+1.898	11:38:52.918
16	1:01.680	+2.119	11:39:54.598
17	1:00.846	+1.285	11:40:55.444

(69) MOYA AMARGOS, ANTONI

Lap	Lap Tm	Diff	Time of Day
1			11:24:37.166
2	1:01.703	+1.108	11:25:38.869
3	1:02.053	+1.458	11:26:40.922
4	1:00.595		11:27:41.517
5	1:00.745	+0.150	11:28:42.262
6	1:01.082	+0.487	11:29:43.344
7	1:02.161	+1.566	11:30:45.505
8	1:01.840	+1.245	11:31:47.345
9	1:01.091	+0.496	11:32:48.436
10	1:04.666	+4.071	11:33:53.102
11	1:02.502	+1.907	11:34:55.604
12	1:01.037	+0.442	11:35:56.641
13	1:00.722	+0.127	11:36:57.363
14	1:01.246	+0.651	11:37:58.609
15	1:01.874	+1.279	11:39:00.483
16	1:00.821	+0.226	11:40:01.304
17	1:00.673	+0.078	11:41:01.977

Lap	Lap Tm	Diff	Time of Day
(67) SANCHEZ, ENRIQUE			
1			11:24:41.466
2	1:03.300	+1.201	11:25:44.766
3	1:03.431	+1.332	11:26:48.197
4	1:02.873	+0.774	11:27:51.070
5	1:03.513	+1.414	11:28:54.583
6	1:03.596	+1.497	11:29:58.179
7	1:03.873	+1.774	11:31:02.052
8	1:05.114	+3.015	11:32:07.166
9	1:02.373	+0.274	11:33:09.539
10	1:02.099		11:34:11.638
11	1:02.472	+0.373	11:35:14.110
12	1:04.890	+2.791	11:36:19.000
13	1:02.745	+0.646	11:37:21.745
14	1:03.079	+0.980	11:38:24.824
15	1:02.604	+0.505	11:39:27.428
16	1:03.516	+1.417	11:40:30.944
17	1:04.096	+1.997	11:41:35.040

(47) NAVARRO, DAVID

Lap	Lap Tm	Diff	Time of Day
1			11:24:42.483
2	1:03.976	+1.561	11:25:46.459
3	1:03.419	+1.004	11:26:49.878
4	1:03.254	+0.839	11:27:53.132
5	1:04.133	+1.718	11:28:57.265
6	1:02.631	+0.216	11:29:59.896
7	1:04.918	+2.503	11:31:04.814
8	1:03.799	+1.384	11:32:08.613
9	1:02.415		11:33:11.028
10	1:02.431	+0.016	11:34:13.459
11	1:02.948	+0.533	11:35:16.407
12	1:05.108	+2.693	11:36:21.515
13	1:02.631	+0.216	11:37:24.146
14	1:03.751	+1.336	11:38:27.897
15	1:04.919	+2.504	11:39:32.816
16	1:03.587	+1.172	11:40:36.403
17	1:05.189	+2.774	11:41:41.592

(96) ESQUERDA COMPANYS, MARC

Lap	Lap Tm	Diff	Time of Day
1			11:24:36.817
2	58.451	+1.458	11:25:35.268
3	58.349	+1.356	11:26:33.617
4	59.179	+2.186	11:27:32.796
5	56.993		11:28:29.789
6	57.726	+0.733	11:29:27.515
7	57.483	+0.490	11:30:24.998

(37) PINEDO BLAZQUEZ, JAVIER

Lap	Lap Tm	Diff	Time of Day
1			11:24:31.829

Camp.Catalunya Supermotard. Menarguens

Clasificado por vueltas

SM-1 i SM-2

Karting de Menarguens 1,350 km

2a Cursa

26/05/2013 12:56

Carrera (15:00 y 2 Vueltas) iniciado a 12:53:53

Posició	Nº	Nom	Moto	Voltes	Total Ts	Millor Tm En Volta	PEC	Categ
1	16	GRAU RODRIGUEZ, ANGEL	SUZUKI	19	17:24.785	53.482	5	1 SM 1
2	12	ALGUACIL PARDO, VICTOR	SIN MARCA	19	17:48.274	55.317	9	1 SM 2
3	17	BAILO PELEGRIN, GERARD	HONDA	19	17:52.580	55.543	8	2 SM 2
4	14	HERNANDEZ BAREA, JOSE LUIS	HUSQVARNA	19	17:57.153	55.232	6	2 SM 1
5	80	CARDONA LOPEZ, NESTOR	SUZUKI	18	17:26.683	54.407	6	3 SM 1
6	28	ALBARRAL LOPEZ, ISAAC	SIN MARCA	18	17:33.887	56.898	3	4 SM 1
7	85	GOMEZ JIMENEZ, ANDREU	SUZUKI	18	17:39.135	56.402	11	5 SM 1
8	20	MARTINEZ POVEA, JOAN	KTM	18	17:43.649	57.551	12	3 SM 2
9	96	ESQUERDA COMPANYS, MARC	SIN MARCA	18	17:45.873	57.218	16	4 SM 2
10	99	ANDRES PELAEZ, ALEX	HONDA	18	18:16.787	58.058	4	5 SM 2
11	52	GIMENEZ LORENTE, RUBEN	SUZUKI	18	18:35.577	58.416	2	6 SM 2
12	69	MOYA AMARGOS, ANTONI	HONDA	17	17:26.695	59.934	15	7 SM 2
13	58	RAMON SOLANS, OVIDI	SUZUKI	17	17:26.752	59.299	2	6 SM 1

No clasificado (75% = 15 Vueltas)

NT	79	PIEDRA JUAN, JOSEP	HONDA	14	13:34.950	56.018	2	NT SM 1
NT	37	PINEDO BLAZQUEZ, JAVIER	HONDA	14	13:46.270	56.732	2	NT SM 2
NT	67	SANCHEZ ESCOBAR, ENRIQUE	KTM	4	4:29.549	1:03.559	3	NT SM 2
NT	47	NAVARRO SAINZ, DAVID	KTM	2	2:36.491	1:05.103	2	NT SM 2

Notificaciones

DOR 52 PENAL.20 SEG ART.9.8

Margin of Victory	Avg. Speed	Best Lap Tm	Best Spd	Best Lap by
23.489	88,382	53.482	90,872	16 - GRAU RODRIGUEZ, ANGEL

Jefe de cronometraje Nando Ribé

Orbits

Director de Carrera Francisco Martinez



SEGUROS
Ges

www.mylaps.com

Licenciado a: Nando.Crono

Camp.Catalunya Supermotard. Menarguens

Vuelta a vuelta

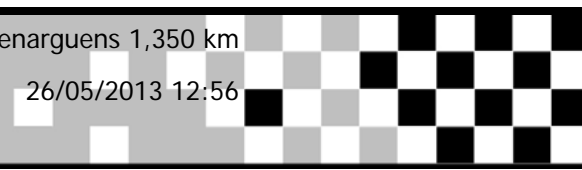
SM-1 i SM-2

Karting de Menarguens 1,350 km

2a Cursa

26/05/2013 12:56

Carrera (15:00 y 2 Vueltas) iniciado a 12:53:53



Competidores	Vueltas																		
	1	2	3	4	5	6	7	8	9	10	11	12	13	14	15	16	17	18	19
GRAU RODRIGUEZ, ANGEL (16)	1	16	16	16	16	16	16	16	16	16	16	16	16	16	16	16	16	16	16
ALGUACIL PARDO, VICTOR (12)	2	12	12	12	12	12	12	12	12	12	12	12	12	12	12	12	12	12	12
BAILO PELEGRIN, GERARD (17)	3	17	17	17	17	17	17	17	17	17	17	17	17	17	17	17	17	17	17
GOMEZ JIMENEZ, ANDREU (85)	4	85	85	85	85	14	14	14	14	14	14	14	14	14	14	14	14	14	14
PIEDRA JUAN, JOSEP (79)	5	79	79	79	14	79	79	79	79	79	79	79	79	79	28	80	80	80	80
PINEDO BLAZQUEZ, JAVIER (37)	6	37	37	14	79	37	37	37	28	28	28	28	28	28	85	28	28	28	28
ALBARRAL LOPEZ, ISAAC (28)	7	28	14	37	37	28	28	28	37	37	37	37	37	85	85	80	85	85	85
HERNANDEZ BAREA, JOSE LUIS (14)	8	14	28	28	28	52	52	52	99	99	20	85	85	37	80	20	20	20	20
GIMENEZ LORENTE, RUBEN (52)	9	52	52	52	52	99	99	99	20	20	85	20	20	80	37	96	96	96	96
ANDRES PELAEZ, ALEX (99)	10	99	99	99	99	20	20	20	85	85	99	80	80	20	20	99	52	52	52
MARTINEZ POVEA, JOAN (20)	11	20	20	20	20	58	58	85	96	96	96	99	96	96	96	52	99	99	99
RAMON SOLANS, OVIDI (58)	12	58	58	58	58	85	85	58	52	52	80	96	99	99	99	69	69	69	69
MOYA AMARGOS, ANTONI (69)	13	69	69	69	69	96	96	96	58	80	52	52	52	52	52	58	58	58	58
SANCHEZ ESCOBAR, ENRIQUE (67)	14	67	96	96	96	69	69	69	80	58	58	69	69	69	69	69	69	69	69
ESQUERDA COMPANYS, MARC (96)	15	96	67	67	67	80	80	80	69	69	69	58	58	58	58	58	58	58	58
NAVARRO SAINZ, DAVID (47)	16	47	47	80	80														
CARDONA LOPEZ, NESTOR (80)	17	80	80																

Camp.Catalunya Supermotard. Menarguens

SM-1 i SM-2

Karting de Menarguens 1,350 km

2a Cursa

26/05/2013 12:56

Carrera (15:00 y 2 Vueltas) iniciado a 12:53:53

Lap	Lap Tm	Diff	Time of Day
(16) GRAU RODRIGUEZ, ANGEL			
1			12:54:49.573
2	54.182	+0.700	12:55:43.755
3	53.805	+0.323	12:56:37.560
4	53.996	+0.514	12:57:31.556
5	53.482		12:58:25.038
6	54.259	+0.777	12:59:19.297
7	53.576	+0.094	13:00:12.873
8	54.302	+0.820	13:01:07.175
9	56.220	+2.738	13:02:03.395
10	54.658	+1.176	13:02:58.053
11	54.242	+0.760	13:03:52.295
12	54.571	+1.089	13:04:46.866
13	54.339	+0.857	13:05:41.205
14	54.865	+1.383	13:06:36.070
15	54.887	+1.405	13:07:30.957
16	55.836	+2.354	13:08:26.793
17	55.385	+1.903	13:09:22.178
18	56.447	+2.965	13:10:18.625
19	59.249	+5.767	13:11:17.874

Lap	Lap Tm	Diff	Time of Day
(12) ALGUACIL PARDO, VICTOR			
1			12:54:52.232
2	55.944	+0.627	12:55:48.176
3	55.718	+0.401	12:56:43.894
4	55.814	+0.497	12:57:39.708
5	55.851	+0.534	12:58:35.559
6	55.914	+0.597	12:59:31.473
7	55.894	+0.577	13:00:27.367
8	55.696	+0.379	13:01:23.063
9	55.317		13:02:18.380
10	55.513	+0.196	13:03:13.893
11	55.561	+0.244	13:04:09.454
12	55.771	+0.454	13:05:05.225
13	55.793	+0.476	13:06:01.018
14	57.585	+2.268	13:06:58.603
15	55.908	+0.591	13:07:54.511
16	55.950	+0.633	13:08:50.461
17	56.357	+1.040	13:09:46.818
18	56.629	+1.312	13:10:43.447
19	57.916	+2.599	13:11:41.363

Lap	Lap Tm	Diff	Time of Day
(17) BAILO PELEGRIN, GERARD			
1			12:54:52.837
2	55.943	+0.400	12:55:48.780
3	55.672	+0.129	12:56:44.452
4	56.140	+0.597	12:57:40.592
5	55.855	+0.312	12:58:36.447
6	55.885	+0.342	12:59:32.332
7	55.747	+0.204	13:00:28.079
8	55.543		13:01:23.622
9	55.729	+0.186	13:02:19.351
10	55.560	+0.017	13:03:14.911
11	56.294	+0.751	13:04:11.205
12	56.066	+0.523	13:05:07.271
13	56.979	+1.436	13:06:04.250
14	56.839	+1.296	13:07:01.089
15	56.408	+0.865	13:07:57.497
16	56.385	+0.842	13:08:53.882
17	56.688	+1.145	13:09:50.570
18	57.080	+1.537	13:10:47.650
19	58.019	+2.476	13:11:45.669

Lap	Lap Tm	Diff	Time of Day
(14) HERNANDEZ BAREA, JOSE LUIS			
1			12:54:56.567

Lap	Lap Tm	Diff	Time of Day
2	56.578	+1.346	12:55:53.145
3	56.251	+1.019	12:56:49.396
4	55.811	+0.579	12:57:45.207
5	56.461	+1.229	12:58:41.668
6	55.232		12:59:36.900
7	55.737	+0.505	13:00:32.637
8	56.171	+0.939	13:01:28.808
9	55.663	+0.431	13:02:24.471
10	56.293	+1.061	13:03:20.764
11	56.581	+1.349	13:04:17.345
12	56.101	+0.869	13:05:13.446
13	56.602	+1.370	13:06:10.048
14	55.948	+0.716	13:07:05.996
15	56.738	+1.506	13:08:02.734
16	56.516	+1.284	13:08:59.250
17	56.382	+1.150	13:09:55.632
18	56.777	+1.545	13:10:52.409
19	57.833	+2.601	13:11:50.242

Lap	Lap Tm	Diff	Time of Day
(80) CARDONA LOPEZ, NESTOR			
1			12:55:44.952
2	54.686	+0.279	12:56:39.638
3	54.631	+0.224	12:57:34.269
4	54.884	+0.477	12:58:29.153
5	54.526	+0.119	12:59:23.679
6	54.407		13:00:18.086
7	54.708	+0.301	13:01:12.794
8	55.379	+0.972	13:02:08.173
9	54.796	+0.389	13:03:02.969
10	54.452	+0.045	13:03:57.421
11	55.010	+0.603	13:04:52.431
12	55.837	+1.430	13:05:48.268
13	55.374	+0.967	13:06:43.642
14	54.509	+0.102	13:07:38.151
15	55.405	+0.998	13:08:33.556
16	55.006	+0.599	13:09:28.562
17	55.248	+0.841	13:10:23.810
18	55.962	+1.555	13:11:19.772

Lap	Lap Tm	Diff	Time of Day
(28) ALBARRAL LOPEZ, ISAAC			
1			12:54:56.002
2	57.888	+0.990	12:55:53.890
3	56.898		12:56:50.788
4	57.843	+0.945	12:57:48.631
5	57.751	+0.853	12:58:46.382
6	57.023	+0.125	12:59:43.405
7	57.436	+0.538	13:00:40.841
8	57.665	+0.767	13:01:38.506
9	57.767	+0.869	13:02:36.273
10	57.437	+0.539	13:03:33.710
11	58.480	+1.582	13:04:32.190
12	58.145	+1.247	13:05:30.335
13	58.980	+2.082	13:06:29.315
14	58.926	+2.028	13:07:28.241
15	1:02.996	+6.098	13:08:31.237
16	58.394	+1.496	13:09:29.631
17	57.455	+0.557	13:10:27.086
18	59.890	+2.992	13:11:26.976

Lap	Lap Tm	Diff	Time of Day
(85) GOMEZ JIMENEZ, ANDREU			
1			12:54:53.770
2	56.485	+0.083	12:55:50.255
3	57.070	+0.668	12:56:47.325
4	56.735	+0.333	12:57:44.060
5	1:20.241	+23.839	12:59:04.301
6	57.038	+0.636	13:00:01.339

Lap	Lap Tm	Diff	Time of Day
7	56.699	+0.297	13:00:58.038
8	57.325	+0.923	13:01:55.363
9	56.868	+0.466	13:02:52.231
10	57.774	+1.372	13:03:50.005
11	56.402		13:04:46.407
12	56.824	+0.422	13:05:43.231
13	56.873	+0.471	13:06:40.104
14	56.423	+0.021	13:07:36.527
15	56.987	+0.585	13:08:33.514
16	57.929	+1.527	13:09:31.443
17	59.160	+2.758	13:10:30.603
18	1:01.621	+5.219	13:11:32.224

Lap	Lap Tm	Diff	Time of Day
(20) MARTINEZ POVEA, JOAN			
1			12:54:59.499
2	58.492	+0.941	12:55:57.991
3	58.507	+0.956	12:56:56.498
4	58.018	+0.467	12:57:54.516
5	58.953	+1.402	12:58:53.469
6	58.143	+0.592	12:59:51.612
7	59.294	+1.743	13:00:50.906
8	1:00.307	+2.756	13:01:51.213
9	59.405	+1.854	13:02:50.618
10	57.736	+0.185	13:03:48.354
11	59.747	+2.196	13:04:48.101
12	57.551		13:05:45.652
13	59.194	+1.643	13:06:44.846
14	57.847	+0.296	13:07:42.693
15	58.291	+0.740	13:08:40.984
16	58.209	+0.658	13:09:39.193
17	58.600	+1.049	13:10:37.793
18	58.945	+1.394	13:11:36.738

Lap	Lap Tm	Diff	Time of Day
(96) ESQUERDA COMPANYS, MARC			
1			12:55:10.068
2	59.537	+2.319	12:56:09.605
3	57.720	+0.502	12:57:07.325
4	59.763	+2.545	12:58:07.088
5	57.612	+0.394	12:59:04.700
6	58.495	+1.277	13:00:03.195
7	59.443	+2.225	13:01:02.638
8	58.262	+1.044	13:02:00.900
9	57.957	+0.739	13:02:58.857
10	57.970	+0.752	13:03:56.827
11	58.357	+1.139	13:04:55.184
12	57.848	+0.630	13:05:53.032
13	58.301	+1.083	13:06:51.333
14	57.510	+0.292	13:07:48.843
15	57.512	+0.294	13:08:46.355
16	57.218		13:09:43.573
17	57.406	+0.188	13:10:40.979
18	57.983	+0.765	13:11:38.962

Lap	Lap Tm	Diff	Time of Day
(99) ANDRES PELAEZ, ALEX			
1			12:54:58.711
2	58.852	+0.794	12:55:57.563
3	58.470	+0.412	12:56:56.033
4	58.058		12:57:54.091
5	58.852	+0.794	12:58:52.943
6	58.374	+0.316	12:59:51.317
7	59.148	+1.090	13:00:50.465
8	1:00.561	+2.503	13:01:51.026
9	59.449	+1.391	13:02:50.475
10	1:00.778	+2.720	13:03:51.253
11	1:02.891	+4.833	13:04:54.144
12	1:03.581	+5.523	13:05:57.725

Camp.Catalunya Supermotard. Menarguens

SM-1 i SM-2

Karting de Menarguens 1,350 km

2a Cursa

26/05/2013 12:56

Carrera (15:00 y 2 Vueltas) iniciado a 12:53:53

Lap	Lap Tm	Diff	Time of Day
13	1:04.280	+6.222	13:07:02.005
14	1:02.317	+4.259	13:08:04.322
15	1:01.943	+3.885	13:09:06.265
16	1:01.618	+3.560	13:10:07.883
17	1:01.155	+3.097	13:11:09.038
18	1:00.838	+2.780	13:12:09.876

(52) GIMENEZ LORENTE, RUBEN

Lap	Lap Tm	Diff	Time of Day
1			12:54:57.727
2	58.416		12:55:56.143
3	58.776	+0.360	12:56:54.919
4	58.754	+0.338	12:57:53.673
5	58.554	+0.138	12:58:52.227
6	58.832	+0.416	12:59:51.059
7	58.745	+0.329	13:00:49.804
8	1:12.078	+13.662	13:02:01.882
9	1:00.794	+2.378	13:03:02.676
10	1:00.473	+2.057	13:04:03.149
11	1:00.605	+2.189	13:05:03.754
12	1:01.384	+2.968	13:06:05.138
13	1:00.356	+1.940	13:07:05.494
14	1:00.324	+1.908	13:08:05.818
15	1:00.957	+2.541	13:09:06.775
16	1:00.709	+2.293	13:10:07.484
17	1:00.253	+1.837	13:11:07.737
18	1:00.929	+2.513	13:12:08.666

(69) MOYA AMARGOS, ANTONI

Lap	Lap Tm	Diff	Time of Day
1			12:55:05.155
2	1:00.844	+0.910	12:56:05.999
3	1:00.405	+0.471	12:57:06.404
4	1:00.394	+0.460	12:58:06.798
5	1:00.565	+0.631	12:59:07.363
6	1:00.674	+0.740	13:00:08.037
7	1:01.590	+1.656	13:01:09.627
8	1:01.910	+1.976	13:02:11.537
9	1:03.529	+3.595	13:03:15.066
10	1:00.524	+0.590	13:04:15.590
11	1:01.801	+1.867	13:05:17.391
12	1:00.250	+0.316	13:06:17.641
13	1:00.810	+0.876	13:07:18.451
14	59.989	+0.055	13:08:18.440
15	59.934		13:09:18.374
16	1:00.446	+0.512	13:10:18.820
17	1:00.964	+1.030	13:11:19.784

(58) RAMON SOLANS, OVIDI

Lap	Lap Tm	Diff	Time of Day
1			12:55:01.381
2	59.299		12:56:00.680
3	59.530	+0.231	12:57:00.210
4	1:00.198	+0.899	12:58:00.408
5	59.937	+0.638	12:59:00.345
6	1:00.251	+0.952	13:00:00.596
7	1:01.644	+2.345	13:01:02.240
8	1:02.516	+3.217	13:02:04.756
9	1:00.805	+1.506	13:03:05.561
10	59.513	+0.214	13:04:05.074
11	1:13.658	+14.359	13:05:18.732
12	59.780	+0.481	13:06:18.512
13	1:00.316	+1.017	13:07:18.828
14	59.945	+0.646	13:08:18.773
15	59.806	+0.507	13:09:18.579
16	1:00.955	+1.656	13:10:19.534
17	1:00.307	+1.008	13:11:19.841

(79) PIEDRA JUAN, JOSEP

Lap	Lap Tm	Diff	Time of Day
1			12:54:55.326
2	56.018		12:55:51.344
3	57.079	+1.061	12:56:48.423
4	57.400	+1.382	12:57:45.823
5	57.655	+1.637	12:58:43.478
6	57.341	+1.323	12:59:40.819
7	57.934	+1.916	13:00:38.753
8	58.118	+2.100	13:01:36.871
9	57.916	+1.898	13:02:34.787
10	58.289	+2.271	13:03:33.076
11	58.957	+2.939	13:04:32.033
12	58.054	+2.036	13:05:30.087
13	59.051	+3.033	13:06:29.138
14	58.901	+2.883	13:07:28.039

(37) PINEDO BLAZQUEZ, JAVIER

Lap	Lap Tm	Diff	Time of Day
1			12:54:55.687
2	56.732		12:55:52.419
3	57.449	+0.717	12:56:49.868
4	56.748	+0.016	12:57:46.616
5	56.927	+0.195	12:58:43.543
6	58.149	+1.417	12:59:41.692
7	58.560	+1.828	13:00:40.252
8	1:00.028	+3.296	13:01:40.280
9	59.916	+3.184	13:02:40.196
10	58.845	+2.113	13:03:39.041
11	59.718	+2.986	13:04:38.759
12	59.646	+2.914	13:05:38.405
13	1:02.393	+5.661	13:06:40.798
14	58.561	+1.829	13:07:39.359

(67) SANCHEZ ESCOBAR, ENRIQUE

Lap	Lap Tm	Diff	Time of Day
1			12:55:06.597
2	1:05.216	+1.657	12:56:11.813
3	1:03.559		12:57:15.372
4	1:07.266	+3.707	12:58:22.638

(47) NAVARRO SAINZ, DAVID

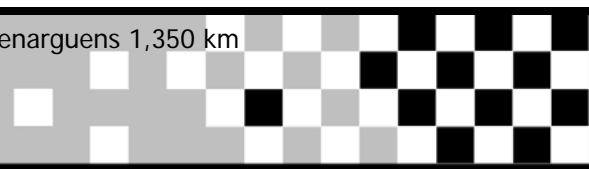
Lap	Lap Tm	Diff	Time of Day
1			12:55:24.477
2	1:05.103		12:56:29.580

Camp.Catalunya Supermotard. Menarguens

SM-1 i SM-2

Karting de Menarguens 1,350 km

FINAL SM2 SOTS 18



Posició	Nº	Nombre	Total puntos	1a	2a Llicencia
1	67	SANCHEZ, ENRIQUE	25	25	0 145336-B
2	47	NAVARRO, DAVID	20	20	0 144650-B

Camp.Catalunya Supermotard. Menarguens

SM-1 i SM-2

Karting de Menarguens 1,350 km

FINALS SM-1 SM-2

Posició	Nº	Nombre	Total puntos	1a	2a	Llicencia
SM 1						
1	16	GRAU RODRIGEZ, ANGEL	50	25	25	144056-L
2	80	CARDONA LOPEZ, NESTOR	36	20	16	144221-B
3	14	HERNANDEZ BAREA, JOSE LUIS	33	13	20	144165-B
4	85	GOMEZ JIMENEZ, ANDREU	27	16	11	144223-B
5	28	ALBARRAL LOPEZ, ISAAC	24	11	13	144729-B
6	58	RAMON SOLANS, OVIDI	19	9	10	145890-L
7	79	PIEDRA JUAN, JOSEP	10	10	0	145941-B
SM 2						
1	12	ALGUACIL PARDO, VICTOR	50	25	25	144768-B
2	17	BAILO PELEGRIN, GERARD	40	20	20	144914-T
3	20	MARTINEZ POVEA, JOAN	32	16	16	144556-B
4	52	GIMENEZ LORENTE, RUBEN	23	13	10	52348-Z
5	99	ANDRES PELAEZ, ALEX	22	11	11	144746-B
6	69	MOYA AMARGOS, ANTONI	19	10	9	144759-B
7	96	ESQUERDA COMPANYS, MARC	13	0	13	145038-L
8	67	SANCHEZ, ENRIQUE	9	9	0	145336-B
9	47	NAVARRO, DAVID	8	8	0	144650-B
10	37	PINEDO BLAZQUEZ, JAVIER	0	0	0	144912-B

Camp.Catalunya Supermotard. Menarguens

Clasificado por mejor tiempo de vuelta

SM-3 i SM-4

Karting de Menarguens 1,350 km

Entr Conometrats

26/05/2013 10:20

Práctica (15:00 Tiempo) iniciado a 10:20:07

Pos.	Nº	Nom	Moto	Voltes	Millor Tm	En Volta	Dif. resp. 1º	PEC	Categ
1	75	MOCE LLIVINA, OSCAR	SUZUKI	11	54.789	7		1	SM 3
2	12	LOPEZ SANCHEZ, JOAN	SUZUKI	15	55.345	13	0.556	2	SM 3
3	93	SERRA LLANES, JOAN	SUZUKI	15	56.149	3	1.360	1	SM 4
4	25	URIZARBARRENA ABEL	TM	13	56.648	9	1.859	3	SM 3
5	31	SOLANO GIOL, GERARD	KTM	11	56.681	11	1.892	4	SM 3
6	18	PERALES, RAUL	SUZUKI	15	56.815	15	2.026	2	SM 4
7	53	ALBA MORERA, XAVIER	SUZUKI	12	57.128	9	2.339	3	SM 4
8	69	SORRIBES, IGNASI	SIN MARCA	12	57.728	4	2.939	4	SM 4
9	52	MONTALA CRUZ, LLUIS	KTM	12	58.264	9	3.475	5	SM 3
10	13	CARRETERO, SERGI	SUZUKI	14	58.500	14	3.711	5	SM 4
11	19	CASALS , ALFRED	SUZUKI	12	58.566	4	3.777	6	SM 3
12	76	TORONDEL, MARCOS	KTM	7	59.424	7	4.635	7	SM 3
13	5	FONTCUBERTA, GONZALO	KTM	13	1:00.911	9	6.122	6	SM 4
14	22	MELERO VAL, JESUS	KTM	14	1:01.926	5	7.137	7	SM 4
15	17	OLIVAN BOSCH, SERGI	SUZUKI	6	1:04.370	4	9.581	8	SM 3
16	39	RUIZ CANO, JORDI	GAS-GAS	2	1:10.847	2	16.058	9	SM 3

Notificaciones

DOR. 75,93,25,18,53,19 i 5, PENALITZATS 20 SEG aRT. 9.8

Jefe de cronometraje Nando Ribé

Orbits

Director de Carrera Francisco Martinez



SEGUROS
Ges

www.mylaps.com

Licenciado a: Nando.Crono

Camp.Catalunya Supermotard. Menarguens

Clasificado por vueltas

SM-3 i SM-4

Karting de Menarguens 1,350 km

1a Cursa

26/05/2013 11:50

Carrera (12:00 y 2 Vueltas) iniciado a 11:48:34

Posició	Nº	Nom	Moto	Voltes	Total Ts	Millor Tm	En Volta	PEC	Categ
1	12	LOPEZ SANCHEZ, JOAN	SUZUKI	15	14:19.904	55.641	8	1	SM 3
2	75	MOCE LLIVINA, OSCAR	SUZUKI	15	14:34.727	55.778	2	2	SM 3
3	93	SERRA LLANES, JOAN	SUZUKI	15	14:39.660	55.925	3	1	SM 4
4	31	SOLANO GIOL, GERARD	KTM	15	14:42.423	56.941	6	3	SM 3
5	52	MONTALA CRUZ, LLUIS	KTM	15	14:51.888	57.588	12	4	SM 3
6	25	URIZARBARRENA ABEL	TM	15	14:53.131	56.516	5	5	SM 3
7	69	SORRIBES, IGNASI	SIN MARCA	15	14:57.908	58.395	2	2	SM 4
8	13	CARRETERO, SERGI	SUZUKI	15	15:00.571	58.198	6	3	SM 4
9	53	ALBA MORERA, XAVIER	SUZUKI	15	15:09.364	57.444	2	4	SM 4
10	19	CASALS , ALFRED	SUZUKI	15	15:19.941	58.703	3	6	SM 3
11	76	TORONDEL, MARCOS	KTM	14	14:37.468	59.680	5	7	SM 3
12	22	MELERO VAL, JESUS	KTM	14	14:42.712	1:00.693	3	5	SM 4
13	39	RUIZ CANO, JORDI	GAS-GAS	14	14:57.334	1:01.713	14	8	SM 3
14	17	OLIVAN BOSCH, SERGI	SUZUKI	14	15:07.650	1:02.015	6	9	SM 3
15	5	FONTCUBERTA, GONZALO	KTM	14	15:29.634	1:00.691	6	6	SM 4

No clasificado (75% = 12 Vueltas)

NT	18	PERALES, RAUL	SUZUKI	7	7:07.039	57.922	7	NT	SM 4
----	----	---------------	--------	---	----------	--------	---	----	------

Notificaciones

DOR 75,93,25,18,53,19,5 PEN 20 SEG ART 9.8

Margin of Victory	Avg. Speed	Best Lap Tm	Best Spd	Best Lap by
14.823	84,777	55.641	87,346	12 - LOPEZ SANCHEZ, JOAN

Jefe de cronometraje Nando Ribé

Orbits

Director de Carrera Francisco Martinez



SEGUROS
Ges

www.mylaps.com

Licenciado a: Nando.Crono

Camp.Catalunya Supermotard. Menarguens

Vuelta a vuelta

SM-3 i SM-4

Karting de Menarguens 1,350 km

1a Cursa

26/05/2013 11:50

Carrera (12:00 y 2 Vueltas) iniciado a 11:48:34

Competidores	Vueltas														
	1	2	3	4	5	6	7	8	9	10	11	12	13	14	15
MOCE LLIVINA, OSCAR (75)	1	75	75	75	75	75	75	75	75	75	75	75	75	75	75
SERRA LLANES, JOAN (93)	2	93	93	93	93	93	93	93	93	93	93	93	93	93	93
URIZARBARRENA ABEL (25)	3	25	25	25	25	12	12	12	12	12	12	12	12	12	12
ALBA MORERA, XAVIER (53)	4	53	53	12	12	12	25	25	25	25	25	25	25	25	25
LOPEZ SANCHEZ, JOAN (12)	5	12	12	53	53	53	53	53	31	31	31	31	31	31	31
CASALS , ALFRED (19)	6	19	19	19	31	31	31	31	53	53	53	53	53	53	53
SORRIBES, IGNASI (69)	7	69	69	31	19	19	19	19	19	19	52	52	52	52	52
SOLANO GIOL, GERARD (31)	8	31	31	69	69	69	69	69	69	19	19	19	69	69	69
PERALES, RAUL (18)	9	18	18	18	18	52	52	52	52	52	69	69	69	19	19
MONTALA CRUZ, LLUIS (52)	10	52	52	52	52	18	18	18	13	13	13	13	13	13	13
CARRETERO, SERGI (13)	11	13	13	13	13	13	13	13	76	76	76	76	76	76	76
FONTCUBERTA, GONZALO (5)	12	5	76	76	76	76	76	76	22	22	22	22	22	22	22
TORONDEL, MARCOS (76)	13	76	22	22	22	22	22	22	39	39	39	39	39	39	39
MELERO VAL, JESUS (22)	14	22	39	39	39	39	39	39	17	17	17	17	17	17	17
RUIZ CANO, JORDI (39)	15	39	17	17	17	17	17	17	5	5	5	5	5	5	5
OLIVAN BOSCH, SERGI (17)	16	17	5	5	5	5	5	5							

Camp.Catalunya Supermotard. Menarguens

SM-3 i SM-4

Karting de Menarguens 1,350 km

1a Cursa

26/05/2013 11:50

Carrera (12:00 y 2 Vueltas) iniciado a 11:48:34

Lap	Lap Tm	Diff	Time of Day
(12) LOPEZ SANCHEZ, JOAN			
1			11:49:44.689
2	57.192	+1.551	11:50:41.881
3	56.456	+0.815	11:51:38.337
4	55.915	+0.274	11:52:34.252
5	56.396	+0.755	11:53:30.648
6	55.903	+0.262	11:54:26.551
7	55.867	+0.226	11:55:22.418
8	55.641		11:56:18.059
9	57.492	+1.851	11:57:15.551
10	56.027	+0.386	11:58:11.578
11	56.810	+1.169	11:59:08.388
12	56.622	+0.981	12:00:05.010
13	56.096	+0.455	12:01:01.106
14	56.601	+0.960	12:01:57.707
15	56.870	+1.229	12:02:54.577

Lap	Lap Tm	Diff	Time of Day
(75) MOCE LLIVINA, OSCAR			
1			11:49:39.970
2	55.778		11:50:35.748
3	56.127	+0.349	11:51:31.875
4	57.255	+1.477	11:52:29.130
5	56.334	+0.556	11:53:25.464
6	56.217	+0.439	11:54:21.681
7	56.270	+0.492	11:55:17.951
8	56.062	+0.284	11:56:14.013
9	56.767	+0.989	11:57:10.780
10	56.146	+0.368	11:58:06.926
11	56.254	+0.476	11:59:03.180
12	56.229	+0.451	11:59:59.409
13	56.452	+0.674	12:00:55.861
14	56.296	+0.518	12:01:52.157
15	57.243	+1.465	12:02:49.400

Lap	Lap Tm	Diff	Time of Day
(93) SERRA LLANES, JOAN			
1			11:49:41.361
2	55.965	+0.040	11:50:37.326
3	55.925		11:51:33.251
4	56.950	+1.025	11:52:30.201
5	55.984	+0.059	11:53:26.185
6	56.769	+0.844	11:54:22.954
7	56.333	+0.408	11:55:19.287
8	56.059	+0.134	11:56:15.346
9	59.830	+3.905	11:57:15.176
10	56.085	+0.160	11:58:11.261
11	56.787	+0.862	11:59:08.048
12	56.574	+0.649	12:00:04.622
13	56.227	+0.302	12:01:00.849
14	56.548	+0.623	12:01:57.397
15	56.936	+1.011	12:02:54.333

Lap	Lap Tm	Diff	Time of Day
(31) SOLANO GIOL, GERARD			
1			11:49:46.874
2	58.232	+1.291	11:50:45.106
3	58.419	+1.478	11:51:43.525
4	57.081	+0.140	11:52:40.606
5	57.458	+0.517	11:53:38.064
6	56.941		11:54:35.005
7	57.756	+0.815	11:55:32.761
8	57.924	+0.983	11:56:30.685
9	57.778	+0.837	11:57:28.463
10	57.630	+0.689	11:58:26.093
11	58.320	+1.379	11:59:24.413
12	59.060	+2.119	12:00:23.473
13	58.151	+1.210	12:01:21.624

Lap	Lap Tm	Diff	Time of Day
14	57.395	+0.454	12:02:19.019
15	58.077	+1.136	12:03:17.096

Lap	Lap Tm	Diff	Time of Day
(52) MONTALA CRUZ, LLUIS			
1			11:49:49.632
2	58.077	+0.489	11:50:47.709
3	57.739	+0.151	11:51:45.448
4	58.755	+1.167	11:52:44.203
5	58.713	+1.125	11:53:42.916
6	59.121	+1.533	11:54:42.037
7	58.830	+1.242	11:55:40.867
8	59.224	+1.636	11:56:40.091
9	59.007	+1.419	11:57:39.098
10	58.102	+0.514	11:58:37.200
11	57.637	+0.049	11:59:34.837
12	57.588		12:00:32.425
13	57.906	+0.318	12:01:30.331
14	58.455	+0.867	12:02:28.786
15	57.775	+0.187	12:03:26.561

Lap	Lap Tm	Diff	Time of Day
(25) URIZARBARRENA ABEL			
1			11:49:43.136
2	56.730	+0.214	11:50:39.866
3	56.894	+0.378	11:51:36.760
4	56.796	+0.280	11:52:33.556
5	56.516		11:53:30.072
6	57.348	+0.832	11:54:27.420
7	57.262	+0.746	11:55:24.682
8	57.619	+1.103	11:56:22.301
9	57.595	+1.079	11:57:19.896
10	58.602	+2.086	11:58:18.498
11	57.555	+1.039	11:59:16.053
12	57.610	+1.094	12:00:13.663
13	57.923	+1.407	12:01:11.586
14	58.082	+1.566	12:02:09.668
15	58.136	+1.620	12:03:07.804

Lap	Lap Tm	Diff	Time of Day
(69) SORRIBES, IGNASI			
1			11:49:46.460
2	58.395		11:50:44.855
3	58.870	+0.475	11:51:43.725
4	59.491	+1.096	11:52:43.216
5	59.350	+0.955	11:53:42.566
6	59.000	+0.605	11:54:41.566
7	58.861	+0.466	11:55:40.427
8	59.251	+0.856	11:56:39.678
9	59.168	+0.773	11:57:38.846
10	59.423	+1.028	11:58:38.269
11	58.924	+0.529	11:59:37.193
12	59.415	+1.020	12:00:36.608
13	58.482	+0.087	12:01:35.090
14	58.540	+0.145	12:02:33.630
15	58.951	+0.556	12:03:32.581

Lap	Lap Tm	Diff	Time of Day
(13) CARRETERO, SERGI			
1			11:49:50.278
2	59.609	+1.411	11:50:49.887
3	58.725	+0.527	11:51:48.612
4	58.796	+0.598	11:52:47.408
5	58.657	+0.459	11:53:46.065
6	58.198		11:54:44.263
7	58.490	+0.292	11:55:42.753
8	59.032	+0.834	11:56:41.785
9	58.426	+0.228	11:57:40.211
10	58.892	+0.694	11:58:39.103
11	58.799	+0.601	11:59:37.902

Lap	Lap Tm	Diff	Time of Day
12	59.279	+1.081	12:00:37.181
13	59.362	+1.164	12:01:36.543
14	59.625	+1.427	12:02:36.168
15	59.076	+0.878	12:03:35.244

Lap	Lap Tm	Diff	Time of Day
(53) ALBA MORERA, XAVIER			
1			11:49:44.274
2	57.444		11:50:41.718
3	58.114	+0.670	11:51:39.832
4	57.757	+0.313	11:52:37.589
5	58.330	+0.886	11:53:35.919
6	58.109	+0.665	11:54:34.028
7	58.349	+0.905	11:55:32.377
8	59.332	+1.888	11:56:31.709
9	58.184	+0.740	11:57:29.893
10	58.823	+1.379	11:58:28.716
11	58.976	+1.532	11:59:27.692
12	1:00.126	+2.682	12:00:27.818
13	59.259	+1.815	12:01:27.077
14	58.507	+1.063	12:02:25.584
15	58.453	+1.009	12:03:24.037

Lap	Lap Tm	Diff	Time of Day
(19) CASALS, ALFRED			
1			11:49:45.584
2	58.748	+0.045	11:50:44.332
3	58.703		11:51:43.035
4	59.972	+1.269	11:52:43.007
5	59.363	+0.660	11:53:42.370
6	58.956	+0.253	11:54:41.326
7	58.976	+0.273	11:55:40.302
8	58.794	+0.091	11:56:39.096
9	58.926	+0.223	11:57:38.022
10	59.189	+0.486	11:58:37.211
11	59.562	+0.859	11:59:36.773
12	59.591	+0.888	12:00:36.364
13	59.884	+1.181	12:01:36.248
14	59.123	+0.420	12:02:35.371
15	59.243	+0.540	12:03:34.614

Lap	Lap Tm	Diff	Time of Day
(76) TORONDEL, MARCOS			
1			11:49:51.780
2	1:01.351	+1.671	11:50:53.131
3	1:00.213	+0.533	11:51:53.344
4	59.792	+0.112	11:52:53.136
5	59.680		11:53:52.816
6	1:00.407	+0.727	11:54:53.223
7	1:00.495	+0.815	11:55:53.718
8	1:01.672	+1.992	11:56:55.390
9	1:01.517	+1.837	11:57:56.907
10	1:01.332	+1.652	11:58:58.239
11	1:03.614	+3.934	12:00:01.853
12	1:04.326	+4.646	12:01:06.179
13	1:01.351	+1.671	12:02:07.530
14	1:04.611	+4.931	12:03:12.141

Lap	Lap Tm	Diff	Time of Day
(22) MELERO VAL, JESUS			
1			11:49:51.845
2	1:01.974	+1.281	11:50:53.819
3	1:00.693		11:51:54.512
4	1:00.830	+0.137	11:52:55.342
5	1:01.273	+0.580	11:53:56.615
6	1:02.307	+1.614	11:54:58.922
7	1:02.747	+2.054	11:56:01.669
8	1:02.264	+1.571	11:57:03.933
9	1:01.515	+0.822	11:58:05.448
10	1:03.859	+3.166	11:59:09.307

Camp.Catalunya Supermotard. Menarguens

SM-3 i SM-4

Karting de Menarguens 1,350 km

1a Cursa

26/05/2013 11:50

Carrera (12:00 y 2 Vueltas) iniciado a 11:48:34

Lap	Lap Tm	Diff	Time of Day
11	1:01.995	+1.302	12:00:11.302
12	1:03.041	+2.348	12:01:14.343
13	1:01.817	+1.124	12:02:16.160
14	1:01.225	+0.532	12:03:17.385

(39) RUIZ CANO, JORDI

1			11:49:54.021
2	1:03.848	+2.135	11:50:57.869
3	1:02.945	+1.232	11:52:00.814
4	1:03.482	+1.769	11:53:04.296
5	1:02.638	+0.925	11:54:06.934
6	1:02.848	+1.135	11:55:09.782
7	1:02.281	+0.568	11:56:12.063
8	1:04.653	+2.940	11:57:16.716
9	1:02.848	+1.135	11:58:19.564
10	1:01.981	+0.268	11:59:21.545
11	1:03.151	+1.438	12:00:24.696
12	1:03.392	+1.679	12:01:28.088
13	1:02.206	+0.493	12:02:30.294
14	1:01.713		12:03:32.007

(17) OLIVAN BOSCH, SERGI

1			11:49:54.829
2	1:04.716	+2.701	11:50:59.545
3	1:02.660	+0.645	11:52:02.205
4	1:03.064	+1.049	11:53:05.269
5	1:03.109	+1.094	11:54:08.378
6	1:02.015		11:55:10.393
7	1:02.466	+0.451	11:56:12.859
8	1:05.040	+3.025	11:57:17.899
9	1:04.332	+2.317	11:58:22.231
10	1:03.420	+1.405	11:59:25.651
11	1:03.803	+1.788	12:00:29.454
12	1:04.494	+2.479	12:01:33.948
13	1:05.476	+3.461	12:02:39.424
14	1:02.899	+0.884	12:03:42.323

(5) FONTCUBERTA, GONZALO

1			11:49:50.849
2	1:16.269	+15.578	11:51:07.118
3	1:01.046	+0.355	11:52:08.164
4	1:00.772	+0.081	11:53:08.936
5	1:01.379	+0.688	11:54:10.315
6	1:00.691		11:55:11.006
7	1:07.916	+7.225	11:56:18.922
8	1:04.190	+3.499	11:57:23.112
9	1:02.108	+1.417	11:58:25.220
10	1:05.557	+4.866	11:59:30.777
11	1:03.654	+2.963	12:00:34.431
12	1:04.587	+3.896	12:01:39.018
13	1:01.836	+1.145	12:02:40.854
14	1:03.453	+2.762	12:03:44.307

(18) PERALES, RAUL

1			11:49:47.773
2	58.249	+0.327	11:50:46.022
3	58.395	+0.473	11:51:44.417
4	59.589	+1.667	11:52:44.006
5	59.782	+1.860	11:53:43.788
6	1:00.002	+2.080	11:54:43.790
7	57.922		11:55:41.712

Jefe de cronometraje Nando Ribé

Orbits

Director de Carrera Francisco Martinez



SEGUROS
Ges

www.mylaps.com

Licenciado a: Nando.Crono

Camp.Catalunya Supermotard. Menarguens

Clasificado por vueltas

SM-3 i SM-4

Karting de Menarguens 1,350 km

2a Cursa

26/05/2013 13:21

Carrera (12:00 y 2 Vueltas) iniciado a 13:19:10

Posición	Nº	Nombre	Vueltas	Total T°	Mejor Tm	En Vuelta	Dif. resp. 1°	PEC	Categ
1	12	LOPEZ SANCHEZ, JOAN	15	14:16.709	55.783	4		1	SM 3
2	75	MOCE LLIVINA, OSCAR	15	14:25.939	56.022	4	9.230	2	SM 3
3	93	SERRA LLANES, JOAN	15	14:27.291	56.317	3	10.582	1	SM 4
4	25	URIZARBARRENA ABEL	15	14:27.554	56.796	2	10.845	3	SM 3
5	52	MONTALA CRUZ, LLUIS	15	14:31.942	57.183	10	15.233	4	SM 3
6	69	SORRIBES, IGNASI	15	14:47.369	57.541	3	30.660	2	SM 4
7	13	CARRETERO, SERGI	15	14:55.268	58.386	4	38.559	3	SM 4
8	31	SOLANO GIOL, GERARD	15	14:58.049	57.256	5	41.340	5	SM 3
9	53	ALBA MORERA, XAVIER	15	15:10.534	58.281	8	53.825	4	SM 4
10	22	MELERO VAL, JESUS	14	14:31.539	1:00.625	9	1 Vuelta	5	SM 4
11	39	RUIZ CANO, JORDI	14	14:36.044	1:01.184	8	1 Vuelta	6	SM 3
12	76	TORONDEL, MARCOS	14	14:36.278	59.850	11	1 Vuelta	7	SM 3
13	5	FONTCUBERTA, GONZALO	14	14:47.271	1:01.093	6	1 Vuelta	6	SM 4
14	17	OLIVAN BOSCH, SERGI	13	14:24.147	1:04.257	5	2 Vueltas	8	SM 3

No clasificado (75% = 12 Vueltas)

NE	19	CASALS , ALFRED				0	NE	NE	SM 3
NE	18	PERALES, RAUL				0	NE	NE	SM 4

Margin of Victory	Avg. Speed	Best Lap Tm	Best Spd	Best Lap by
9.230	85,093	55.783	87,123	12 - LOPEZ SANCHEZ, JOAN

Jefe de cronometraje Nando Ribé

Orbits

Director de Carrera Francisco Martinez



SEGUROS
Ges

www.mylaps.com

Licenciado a: Nando.Crono

Camp.Catalunya Supermotard. Menarguens

Vuelta a vuelta

SM-3 i SM-4

Karting de Menarguens 1,350 km

2a Cursa

26/05/2013 13:21

Carrera (12:00 y 2 Vueltas) iniciado a 13:19:10

Competidores	Vueltas														
	1	2	3	4	5	6	7	8	9	10	11	12	13	14	15
MOCE LLIVINA, OSCAR (75)	1	75	75	75	75	75	75	75	75	12	12	12	12	12	12
LOPEZ SANCHEZ, JOAN (12)	2	12	12	12	12	12	12	12	12	75	75	93	75	75	75
URIZARBARRENA ABEL (25)	3	25	25	93	93	93	93	93	93	93	93	75	93	93	93
SERRA LLANES, JOAN (93)	4	93	93	25	25	25	25	25	25	25	25	25	25	25	25
SOLANO GIOL, GERARD (31)	5	31	31	31	31	31	31	31	52	52	52	52	52	52	52
MONTALA CRUZ, LLUIS (52)	6	52	52	52	52	52	52	52	69	69	69	69	69	69	69
SORRIBES, IGNASI (69)	7	69	69	69	69	69	69	69	13	13	13	13	13	13	13
CARRETERO, SERGI (13)	8	13	13	13	13	13	13	13	31	31	31	31	31	31	31
ALBA MORERA, XAVIER (53)	9	53	39	39	39	39	39	53	53	53	53	53	53	53	53
RUIZ CANO, JORDI (39)	10	39	5	5	5	53	53	39	39	39	22	22	22	22	22
FONTCUBERTA, GONZALO (5)	11	5	22	76	76	5	5	5	5	22	39	39	39	39	39
MELERO VAL, JESUS (22)	12	22	76	22	22	22	22	22	22	5	5	76	76	76	76
OLIVAN BOSCH, SERGI (17)	13	17	17	53	53	76	76	76	76	76	76	5	5	5	5
TORONDEL, MARCOS (76)	14	76	53	17	17	17	17	17	17	17	17	17	17	17	17
-	15														
-	16														

Camp.Catalunya Supermotard. Menarguens

SM-3 i SM-4

Karting de Menarguens 1,350 km

2a Cursa

26/05/2013 13:21

Carrera (12:00 y 2 Vueltas) iniciado a 13:19:10

Lap	Lap Tm	Diff	Time of Day
(12) LOPEZ SANCHEZ, JOAN			
1			13:20:10.664
2	55.936	+0.153	13:21:06.600
3	56.596	+0.813	13:22:03.196
4	55.783		13:22:58.979
5	55.878	+0.095	13:23:54.857
6	56.228	+0.445	13:24:51.085
7	56.842	+1.059	13:25:47.927
8	56.105	+0.322	13:26:44.032
9	56.304	+0.521	13:27:40.336
10	56.677	+0.894	13:28:37.013
11	57.222	+1.439	13:29:34.235
12	57.044	+1.261	13:30:31.279
13	57.544	+1.761	13:31:28.823
14	58.047	+2.264	13:32:26.870
15	1:00.158	+4.375	13:33:27.028

Lap	Lap Tm	Diff	Time of Day
(75) MOCE LLIVINA, OSCAR			
1			13:20:10.164
2	56.269	+0.247	13:21:06.433
3	56.149	+0.127	13:22:02.582
4	56.022		13:22:58.604
5	56.062	+0.040	13:23:54.666
6	56.169	+0.147	13:24:50.835
7	56.702	+0.680	13:25:47.537
8	56.312	+0.290	13:26:43.849
9	56.906	+0.884	13:27:40.755
10	57.303	+1.281	13:28:38.058
11	1:06.833	+10.811	13:29:44.891
12	58.165	+2.143	13:30:43.056
13	58.124	+2.102	13:31:41.180
14	58.089	+2.067	13:32:39.269
15	56.989	+0.967	13:33:36.258

Lap	Lap Tm	Diff	Time of Day
(93) SERRA LLANES, JOAN			
1			13:20:13.071
2	56.925	+0.608	13:21:09.996
3	56.317		13:22:06.313
4	56.698	+0.381	13:23:03.011
5	57.275	+0.958	13:24:00.286
6	57.306	+0.989	13:24:57.592
7	57.089	+0.772	13:25:54.681
8	57.246	+0.929	13:26:51.927
9	56.933	+0.616	13:27:48.860
10	56.901	+0.584	13:28:45.761
11	57.953	+1.636	13:29:43.714
12	59.552	+3.235	13:30:43.266
13	59.280	+2.963	13:31:42.546
14	57.812	+1.495	13:32:40.358
15	57.252	+0.935	13:33:37.610

Lap	Lap Tm	Diff	Time of Day
(25) URIZARBARRENA ABEL			
1			13:20:12.396
2	56.796		13:21:09.192
3	57.954	+1.158	13:22:07.146
4	57.000	+0.204	13:23:04.146
5	56.996	+0.200	13:24:01.142
6	57.045	+0.249	13:24:58.187
7	57.391	+0.595	13:25:55.578
8	57.371	+0.575	13:26:52.949
9	57.208	+0.412	13:27:50.157
10	57.639	+0.843	13:28:47.796
11	57.674	+0.878	13:29:45.470
12	58.012	+1.216	13:30:43.482
13	59.376	+2.580	13:31:42.858

Lap	Lap Tm	Diff	Time of Day
14	58.152	+1.356	13:32:41.010
15	56.863	+0.067	13:33:37.873

Lap	Lap Tm	Diff	Time of Day
(52) MONTALA CRUZ, LLUIS			
1			13:20:15.327
2	57.925	+0.742	13:21:13.252
3	57.963	+0.780	13:22:11.215
4	57.571	+0.388	13:23:08.786
5	57.649	+0.466	13:24:06.435
6	57.549	+0.366	13:25:03.984
7	57.384	+0.201	13:26:01.368
8	57.691	+0.508	13:26:59.059
9	58.144	+0.961	13:27:57.203
10	57.183		13:28:54.386
11	57.403	+0.220	13:29:51.789
12	57.258	+0.075	13:30:49.047
13	57.636	+0.453	13:31:46.683
14	57.761	+0.578	13:32:44.444
15	57.817	+0.634	13:33:42.261

Lap	Lap Tm	Diff	Time of Day
(69) SORRIBES, IGNASI			
1			13:20:15.781
2	58.389	+0.848	13:21:14.170
3	57.541		13:22:11.711
4	58.050	+0.509	13:23:09.761
5	58.070	+0.529	13:24:07.831
6	58.004	+0.463	13:25:05.835
7	58.179	+0.638	13:26:04.014
8	59.279	+1.738	13:27:03.293
9	59.305	+1.764	13:28:02.598
10	59.174	+1.633	13:29:01.772
11	59.168	+1.627	13:30:00.940
12	58.477	+0.936	13:30:59.417
13	59.201	+1.660	13:31:58.618
14	59.165	+1.624	13:32:57.783
15	59.905	+2.364	13:33:57.688

Lap	Lap Tm	Diff	Time of Day
(13) CARRETERO, SERGI			
1			13:20:17.084
2	59.679	+1.293	13:21:16.763
3	59.234	+0.848	13:22:15.997
4	58.386		13:23:14.383
5	58.895	+0.509	13:24:13.278
6	59.573	+1.187	13:25:12.851
7	59.681	+1.295	13:26:12.532
8	59.220	+0.834	13:27:11.752
9	58.565	+0.179	13:28:10.317
10	58.959	+0.573	13:29:09.276
11	59.124	+0.738	13:30:08.400
12	58.917	+0.531	13:31:07.317
13	58.847	+0.461	13:32:06.164
14	59.203	+0.817	13:33:05.367
15	1:00.220	+1.834	13:34:05.587

Lap	Lap Tm	Diff	Time of Day
(31) SOLANO GIOL, GERARD			
1			13:20:14.739
2	58.235	+0.979	13:21:12.974
3	58.034	+0.778	13:22:11.008
4	57.336	+0.080	13:23:08.344
5	57.256		13:24:05.600
6	57.388	+0.132	13:25:02.988
7	57.427	+0.171	13:26:00.415
8	1:14.435	+17.179	13:27:14.850
9	1:00.056	+2.800	13:28:14.906
10	58.953	+1.697	13:29:13.859
11	58.952	+1.696	13:30:12.811

Lap	Lap Tm	Diff	Time of Day
12	58.400	+1.144	13:31:11.211
13	58.717	+1.461	13:32:09.928
14	59.096	+1.840	13:33:09.024
15	59.344	+2.088	13:34:08.368

Lap	Lap Tm	Diff	Time of Day
(53) ALBA MORERA, XAVIER			
1			13:20:17.351
2	1:14.150	+15.869	13:21:31.501
3	59.807	+1.526	13:22:31.308
4	58.389	+0.108	13:23:29.697
5	1:00.330	+2.049	13:24:30.027
6	1:00.104	+1.823	13:25:30.131
7	58.663	+0.382	13:26:28.794
8	58.281		13:27:27.075
9	59.035	+0.754	13:28:26.110
10	58.388	+0.107	13:29:24.498
11	58.926	+0.645	13:30:23.424
12	59.360	+1.079	13:31:22.784
13	59.496	+1.215	13:32:22.280
14	58.894	+0.613	13:33:21.174
15	59.679	+1.398	13:34:20.853

Lap	Lap Tm	Diff	Time of Day
(22) MELERO VAL, JESUS			
1			13:20:20.933
2	1:03.040	+2.415	13:21:23.973
3	1:03.257	+2.632	13:22:27.230
4	1:01.552	+0.927	13:23:28.782
5	1:02.479	+1.854	13:24:31.261
6	1:00.877	+0.252	13:25:32.138
7	1:00.958	+0.333	13:26:33.096
8	1:01.318	+0.693	13:27:34.414
9	1:00.625		13:28:35.039
10	1:02.054	+1.429	13:29:37.093
11	1:00.845	+0.220	13:30:37.938
12	1:00.981	+0.356	13:31:38.919
13	1:02.044	+1.419	13:32:40.963
14	1:00.895	+0.270	13:33:41.858

Lap	Lap Tm	Diff	Time of Day
(39) RUIZ CANO, JORDI			
1			13:20:20.141
2	1:03.077	+1.893	13:21:23.218
3	1:01.995	+0.811	13:22:25.213
4	1:01.614	+0.430	13:23:26.827
5	1:01.700	+0.516	13:24:28.527
6	1:01.562	+0.378	13:25:30.089
7	1:01.987	+0.803	13:26:32.076
8	1:01.184		13:27:33.260
9	1:01.680	+0.496	13:28:34.940
10	1:04.434	+3.250	13:29:39.374
11	1:01.226	+0.042	13:30:40.600
12	1:01.982	+0.798	13:31:42.582
13	1:01.858	+0.674	13:32:44.440
14	1:01.923	+0.739	13:33:46.363

Lap	Lap Tm	Diff	Time of Day
(76) TORONDEL, MARCOS			
1			13:20:24.037
2	1:00.510	+0.660	13:21:24.547
3	1:01.855	+2.005	13:22:26.402
4	1:01.693	+1.843	13:23:28.095
5	1:03.608	+3.758	13:24:31.703
6	1:01.165	+1.315	13:25:32.868
7	1:01.195	+1.345	13:26:34.063
8	1:01.405	+1.555	13:27:35.468
9	1:04.169	+4.319	13:28:39.637
10	1:01.588	+1.738	13:29:41.225
11	59.850		13:30:41.075

Jefe de cronometraje Nando Ribé

Director de Carrera Francisco Martinez



www.mylaps.com
Licenciado a: Nando.Crono

Camp.Catalunya Supermotard. Menarguens

SM-3 i SM-4

Karting de Menarguens 1,350 km

2a Cursa

26/05/2013 13:21

Carrera (12:00 y 2 Vueltas) iniciado a 13:19:10

Lap	Lap Tm	Diff	Time of Day
12	1:04.329	+4.479	13:31:45.404
13	1:01.291	+1.441	13:32:46.695
14	59.902	+0.052	13:33:46.597

(5) FONTCUBERTA, GONZALO

Lap	Lap Tm	Diff	Time of Day
1			13:20:20.623
2	1:02.884	+1.791	13:21:23.507
3	1:02.570	+1.477	13:22:26.077
4	1:01.712	+0.619	13:23:27.789
5	1:02.389	+1.296	13:24:30.178
6	1:01.093		13:25:31.271
7	1:01.280	+0.187	13:26:32.551
8	1:01.597	+0.504	13:27:34.148
9	1:02.854	+1.761	13:28:37.002
10	1:03.972	+2.879	13:29:40.974
11	1:04.590	+3.497	13:30:45.564
12	1:07.457	+6.364	13:31:53.021
13	1:02.664	+1.571	13:32:55.685
14	1:01.905	+0.812	13:33:57.590

(17) OLIVAN BOSCH, SERGI

Lap	Lap Tm	Diff	Time of Day
1			13:20:23.385
2	1:04.718	+0.461	13:21:28.103
3	1:04.477	+0.220	13:22:32.580
4	1:04.325	+0.068	13:23:36.905
5	1:04.257		13:24:41.162
6	1:07.532	+3.275	13:25:48.694
7	1:08.347	+4.090	13:26:57.041
8	1:06.979	+2.722	13:28:04.020
9	1:05.959	+1.702	13:29:09.979
10	1:06.466	+2.209	13:30:16.445
11	1:07.594	+3.337	13:31:24.039
12	1:04.720	+0.463	13:32:28.759
13	1:05.707	+1.450	13:33:34.466

Camp.Catalunya Supermotard. Menarguens

SM-3 i SM-4

Karting de Menarguens 1,350 km

FINAL SM-3 SM-4

Posició	Nº	Nombre	Total puntos	1a	2a	Llicencia
SM 3						
1	12	LOPEZ SANCHEZ, JOAN	50	25	25	144174-B
2	75	MOCE LLIVINA, OSCAR	40	20	20	144139-L
3	25	URIZARBARRENA ABEL	27	11	16	279461-BI
4	31	SOLANO GIOL, GERARD	27	16	11	144292-B
5	52	MONTALA CRUZ, LLUIS	26	13	13	145392-B
6	39	RUIZ CANO, JORDI	18	8	10	145665-GI
7	76	TORONDEL, MARCOS	18	9	9	144456-B
8	17	OLIVAN BOSCH, SERGI	15	7	8	144071-B
9	19	CASALS , ALFRED	10	10	0	145894-B
SM 4						
1	93	SERRA LLANES, JOAN	50	25	25	144100-L
2	69	SORRIBES, IGNASI	40	20	20	144929-T
3	13	CARRETERO, SERGI	32	16	16	144268-B
4	53	ALBA MORERA, XAVIER	26	13	13	144077-B
5	22	MELERO VAL, JESUS	22	11	11	144079-GI
6	5	FONTCUBERTA, GONZALO	20	10	10	145233-B
7	18	PERALES, RAUL	0	0	0	52425-TE

Camp.Catalunya Supermotard. Menarguens

Clasificado por mejor tiempo de vuelta

SM-ROAD

Karting de Menarguens 1,350 km

Ent Cronometrats

26/05/2013 10:40

Práctica (15:00 Tiempo) iniciado a 10:39:57

Pos.	Nº	Nom	Moto	Voltes	Millor Tm	En Volta	Dif. resp. 1º	PEC	Categ
1	27	ORTIZ BLAZQUEZ, TONI	KAWASAKI	18	51.079	17		1	SM Road
2	17	LASCORZ, ERIC	HONDA	16	51.806	7	0.727	2	SM Road
3	84	MATIAS, DAVID	HONDA	17	52.124	15	1.045	3	SM Road
4	34	CARBALLO, DANIEL	KTM	17	52.183	7	1.104	4	SM Road
5	79	DIAZ ESCRICHE, JORGE	SUZUKI	15	52.808	14	1.729	5	SM Road
6	99	CRUZ , DANIEL	HONDA	16	53.748	8	2.669	6	SM Road
7	11	BARRIONUEVO, VICTOR	HONDA	16	54.305	15	3.226	7	SM Road
8	13	CHAVES CHANES, JOSE	HONDA	16	54.741	9	3.662	8	SM Road

Camp.Catalunya Supermotard. Menarguens

Clasificado por vueltas

SM-ROAD

Karting de Menarguens 1,350 km

1a Cursa

26/05/2013 12:12

Carrera (12:00 y 2 Vueltas) iniciado a 12:10:01

sición	N°	Nombre	Vueltas	Total T°	Mejor Tm	En Vuelta	Dif. resp. 1°	PEC	Categ
1	27	ORTIZ BLAZQUEZ, TONI	15	13:00.189	51.037	5		1	SM Road
2	17	LASCORZ SERRANO, ERIC	15	13:08.886	51.210	2	8.697	2	SM Road
3	34	CARBALLO CHAMORRO, DANIEL	15	13:12.637	51.896	5	12.448	3	SM Road
4	84	MATIAS BARQUIEL, DAVID	15	13:36.809	52.943	2	36.620	4	SM Road
5	99	CRUZ NOVALBOS, DANIEL	15	13:43.326	53.757	3	43.137	5	SM Road
6	13	CHAVES CHANES, JOSE	15	13:54.737	54.385	14	54.548	6	SM Road
7	11	BARRIONUEVO LATORRE, VICTOR	14	13:01.476	54.343	9	1 Vuelta	7	SM Road
No clasificado (75% = 12 Vueltas)									
NT	79	DIAZ ESCRICHE, JORGE	1	1:00.448		0	NT	NT	SM Road

Margin of Victory	Avg. Speed	Best Lap Tm	Best Spd	Best Lap by
8.697	93,439	51.037	95,225	27 - ORTIZ BLAZQUEZ, TONI

Jefe de cronometraje Nando Ribé

Orbits

Director de Carrera Francisco Martinez



SEGUROS
Ges

www.mylaps.com

Licenciado a: Nando.Crono

Camp.Catalunya Supermotard. Menarguens

Vuelta a vuelta


SM-ROAD

Karting de Menarguens 1,350 km

1a Cursa

26/05/2013 12:12

Carrera (12:00 y 2 Vueltas) iniciado a 12:10:01



Competidores	Vueltas														
	1	2	3	4	5	6	7	8	9	10	11	12	13	14	15
ORTIZ BLAZQUEZ, TONI (27)	1	27	27	27	27	27	27	27	27	27	27	27	27	27	27
LASCORZ SERRANO, ERIC (17)	2	17	17	17	17	17	17	17	17	17	17	17	17	17	17
CARBALLO CHAMORRO, DANIEL (34)	3	34	34	34	34	34	34	34	34	34	34	34	34	34	34
MATIAS BARQUIEL, DAVID (84)	4	84	84	84	84	84	84	84	84	84	84	84	84	84	84
DIAZ ESCRICHE, JORGE (79)	5	79	99	99	99	99	99	99	99	99	99	99	99	99	99
CRUZ NOVALBOS, DANIEL (99)	6	99	13	13	13	13	13	13	13	13	13	13	13	13	13
CHAVES CHANES, JOSE (13)	7	13	11	11	11	11	11	11	11	11	11	11	11	11	11
BARRIONUEVO LATORRE, VICTOR (1	8	11													

Camp.Catalunya Supermotard. Menarguens

Karting de Menarguens 1,350 km

1a Cursa

26/05/2013 12:12

Carrera (12:00 y 2 Vueltas) iniciado a 12:10:01

Lap	Lap Tm	Diff	Time of Day
(27) ORTIZ BLAZQUEZ, TONI			
1			12:10:58.151
2	51.602	+0.565	12:11:49.753
3	52.383	+1.346	12:12:42.136
4	51.696	+0.659	12:13:33.832
5	51.037		12:14:24.869
6	51.572	+0.535	12:15:16.441
7	51.248	+0.211	12:16:07.689
8	51.037		12:16:58.726
9	51.597	+0.560	12:17:50.323
10	51.528	+0.491	12:18:41.851
11	51.476	+0.439	12:19:33.327
12	51.801	+0.764	12:20:25.128
13	51.972	+0.935	12:21:17.100
14	51.796	+0.759	12:22:08.896
15	53.145	+2.108	12:23:02.041

Lap	Lap Tm	Diff	Time of Day
(17) LASCORZ SERRANO, ERIC			
1			12:10:58.901
2	51.210		12:11:50.111
3	52.522	+1.312	12:12:42.633
4	51.847	+0.637	12:13:34.480
5	51.869	+0.659	12:14:26.349
6	52.040	+0.830	12:15:18.389
7	52.235	+1.025	12:16:10.624
8	51.351	+0.141	12:17:01.975
9	51.995	+0.785	12:17:53.970
10	52.615	+1.405	12:18:46.585
11	52.116	+0.906	12:19:38.701
12	51.940	+0.730	12:20:30.641
13	52.007	+0.797	12:21:22.648
14	51.739	+0.529	12:22:14.387
15	56.351	+5.141	12:23:10.738

Lap	Lap Tm	Diff	Time of Day
(34) CARBALLO CHAMORRO, DANIEL			
1			12:10:59.957
2	52.482	+0.586	12:11:52.439
3	51.974	+0.078	12:12:44.413
4	52.560	+0.664	12:13:36.973
5	51.896		12:14:28.869
6	52.390	+0.494	12:15:21.259
7	52.275	+0.379	12:16:13.534
8	52.595	+0.699	12:17:06.129
9	51.972	+0.076	12:17:58.101
10	52.488	+0.592	12:18:50.589
11	52.239	+0.343	12:19:42.828
12	52.264	+0.368	12:20:35.092
13	52.048	+0.152	12:21:27.140
14	52.471	+0.575	12:22:19.611
15	54.878	+2.982	12:23:14.489

Lap	Lap Tm	Diff	Time of Day
(84) MATIAS BARQUIEL, DAVID			
1			12:11:01.835
2	52.943		12:11:54.778
3	53.418	+0.475	12:12:48.196
4	53.327	+0.384	12:13:41.523
5	52.981	+0.038	12:14:34.504
6	53.431	+0.488	12:15:27.935
7	53.556	+0.613	12:16:21.491
8	54.235	+1.292	12:17:15.726
9	54.206	+1.263	12:18:09.932
10	54.404	+1.461	12:19:04.336
11	54.305	+1.362	12:19:58.641
12	54.197	+1.254	12:20:52.838
13	54.205	+1.262	12:21:47.043

Lap	Lap Tm	Diff	Time of Day
14	54.642	+1.699	12:22:41.685
15	56.976	+4.033	12:23:38.661

Lap	Lap Tm	Diff	Time of Day
(99) CRUZ NOVALBOS, DANIEL			
1			12:11:02.890
2	54.285	+0.528	12:11:57.175
3	53.757		12:12:50.932
4	54.048	+0.291	12:13:44.980
5	53.874	+0.117	12:14:38.854
6	54.213	+0.456	12:15:33.067
7	54.100	+0.343	12:16:27.167
8	54.410	+0.653	12:17:21.577
9	54.066	+0.309	12:18:15.643
10	54.336	+0.579	12:19:09.979
11	54.707	+0.950	12:20:04.686
12	54.320	+0.563	12:20:59.006
13	54.972	+1.215	12:21:53.978
14	55.057	+1.300	12:22:49.035
15	56.143	+2.386	12:23:45.178

Lap	Lap Tm	Diff	Time of Day
(13) CHAVES CHANES, JOSE			
1			12:11:04.502
2	55.120	+0.735	12:11:59.622
3	55.655	+1.270	12:12:55.277
4	55.134	+0.749	12:13:50.411
5	55.167	+0.782	12:14:45.578
6	55.467	+1.082	12:15:41.045
7	54.885	+0.500	12:16:35.930
8	54.917	+0.532	12:17:30.847
9	54.970	+0.585	12:18:25.817
10	55.224	+0.839	12:19:21.041
11	55.362	+0.977	12:20:16.403
12	55.696	+1.311	12:21:12.099
13	55.132	+0.747	12:22:07.231
14	54.385		12:23:01.616
15	54.973	+0.588	12:23:56.589

Lap	Lap Tm	Diff	Time of Day
(11) BARRIONUEVO LATORRE, VICTOR			
1			12:11:05.713
2	55.853	+1.510	12:12:01.566
3	56.391	+2.048	12:12:57.957
4	55.423	+1.080	12:13:53.380
5	54.929	+0.586	12:14:48.309
6	54.418	+0.075	12:15:42.727
7	55.223	+0.880	12:16:37.950
8	55.531	+1.188	12:17:33.481
9	54.343		12:18:27.824
10	55.224	+0.881	12:19:23.048
11	54.950	+0.607	12:20:17.998
12	54.881	+0.538	12:21:12.879
13	54.764	+0.421	12:22:07.643
14	55.685	+1.342	12:23:03.328

Lap	Lap Tm	Diff	Time of Day
(79) DIAZ ESCRICHE, JORGE			
1			12:11:02.300

Camp.Catalunya Supermotard. Menarguens

Clasificado por vueltas

SM-ROAD

Karting de Menarguens 1,350 km

2a Cursa

26/05/2013 13:43

Carrera (12:00 y 2 Vueltas) iniciado a 13:40:54

Posición	Nº	Nombre	Vueltas	Total T°	Mejor Tm	En Vuelta	Dif. resp. 1°	PEC	Categ
1	17	LASCORZ SERRANO, ERIC	16	13:47.061	50.452	4		1	SM Road
2	27	ORTIZ BLAZQUEZ, TONI	16	13:50.976	51.139	9	3.915	2	SM Road
3	34	CARBALLO CHAMORRO, DANIEL	16	14:13.413	51.757	2	26.352	3	SM Road
4	84	MATIAS BARQUIEL, DAVID	16	14:40.425	52.973	2	53.364	4	SM Road
5	99	CRUZ NOVALBOS, DANIEL	15	13:56.068	54.352	8	1 Vuelta	5	SM Road
6	13	CHAVES CHANES, JOSE	15	13:57.330	54.640	15	1 Vuelta	6	SM Road
7	11	BARRIONUEVO LATORRE, VICTOR	15	13:57.428	54.755	12	1 Vuelta	7	SM Road
No clasificado (75% = 12 Vueltas)									
NT	79	DIAZ ESCRICHE, JORGE				0	NT	NT	SM Road

Margin of Victory	Avg. Speed	Best Lap Tm	Best Spd	Best Lap by
3.915	94,020	50.452	96,329	17 - LASCORZ SERRANO, ERIC

Jefe de cronometraje Nando Ribé

Orbits

Director de Carrera Francisco Martinez



SEGUROS
Ges

www.mylaps.com

Licenciado a: Nando.Crono

Camp.Catalunya Supermotard. Menarguens

Vuelta a vuelta

SM-ROAD

Karting de Menarguens 1,350 km

2a Cursa

26/05/2013 13:43

Carrera (12:00 y 2 Vueltas) iniciado a 13:40:54

Competidores

Vueltas

	1	2	3	4	5	6	7	8	9	10	11	12	13	14	15	16
ORTIZ BLAZQUEZ, TONI (27)	1	27	17	17	17	17	17	17	17	17	17	17	17	17	17	17
LASCORZ SERRANO, ERIC (17)	2	17	27	27	27	27	27	27	27	27	27	27	27	27	27	27
CARBALLO CHAMORRO, DANIEL (34)	3	34	34	34	34	34	34	34	34	34	34	34	34	34	34	34
MATIAS BARQUIEL, DAVID (84)	4	84	84	84	84	84	84	84	84	84	84	84	84	84	84	84
CHAVES CHANES, JOSE (13)	5	13	13	13	13	13	13	13	13	13	13	99	99	99	99	
CRUZ NOVALBOS, DANIEL (99)	6	99	99	99	99	99	99	99	99	99	99	13	11	11	13	
BARRIONUEVO LATORRE, VICTOR (1	7	11	11	11	11	11	11	11	11	11	11	11	13	13	11	
-	8															

Camp.Catalunya Supermotard. Menarguens

SM-ROAD

Karting de Menarguens 1,350 km

2a Cursa

26/05/2013 13:43

Carrera (12:00 y 2 Vueltas) iniciado a 13:40:54

Lap	Lap Tm	Diff	Time of Day
(17) LASCORZ SERRANO, ERIC			
1			13:41:50.570
2	51.278	+0.826	13:42:41.848
3	50.615	+0.163	13:43:32.463
4	50.452		13:44:22.915
5	50.877	+0.425	13:45:13.792
6	51.068	+0.616	13:46:04.860
7	51.089	+0.637	13:46:55.949
8	51.905	+1.453	13:47:47.854
9	51.673	+1.221	13:48:39.527
10	51.779	+1.327	13:49:31.306
11	51.454	+1.002	13:50:22.760
12	51.182	+0.730	13:51:13.942
13	51.179	+0.727	13:52:05.121
14	51.924	+1.472	13:52:57.045
15	51.609	+1.157	13:53:48.654
16	52.648	+2.196	13:54:41.302

Lap	Lap Tm	Diff	Time of Day
(27) ORTIZ BLAZQUEZ, TONI			
1			13:41:50.403
2	51.704	+0.565	13:42:42.107
3	51.284	+0.145	13:43:33.391
4	51.485	+0.346	13:44:24.876
5	51.668	+0.529	13:45:16.544
6	51.567	+0.428	13:46:08.111
7	51.605	+0.466	13:46:59.716
8	51.390	+0.251	13:47:51.106
9	51.139		13:48:42.245
10	51.189	+0.050	13:49:33.434
11	51.286	+0.147	13:50:24.720
12	51.157	+0.018	13:51:15.877
13	51.220	+0.081	13:52:07.097
14	52.808	+1.669	13:52:59.905
15	51.924	+0.785	13:53:51.829
16	53.388	+2.249	13:54:45.217

Lap	Lap Tm	Diff	Time of Day
(34) CARBALLO CHAMORRO, DANIEL			
1			13:41:51.902
2	51.757		13:42:43.659
3	52.202	+0.445	13:43:35.861
4	52.857	+1.100	13:44:28.718
5	52.562	+0.805	13:45:21.280
6	52.374	+0.617	13:46:13.654
7	52.188	+0.431	13:47:05.842
8	52.537	+0.780	13:47:58.379
9	52.389	+0.632	13:48:50.768
10	52.823	+1.066	13:49:43.591
11	52.635	+0.878	13:50:36.226
12	52.684	+0.927	13:51:28.910
13	53.003	+1.246	13:52:21.913
14	53.113	+1.356	13:53:15.026
15	53.997	+2.240	13:54:09.023
16	58.631	+6.874	13:55:07.654

Lap	Lap Tm	Diff	Time of Day
(84) MATIAS BARQUIEL, DAVID			
1			13:41:53.509
2	52.973		13:42:46.482
3	53.047	+0.074	13:43:39.529
4	53.450	+0.477	13:44:32.979
5	53.676	+0.703	13:45:26.655
6	53.569	+0.596	13:46:20.224
7	53.980	+1.007	13:47:14.204
8	54.459	+1.486	13:48:08.663
9	54.264	+1.291	13:49:02.927
10	54.886	+1.913	13:49:57.813

Lap	Lap Tm	Diff	Time of Day
11	54.502	+1.529	13:50:52.315
12	54.072	+1.099	13:51:46.387
13	54.616	+1.643	13:52:41.003
14	55.241	+2.268	13:53:36.244
15	56.433	+3.460	13:54:32.677
16	1:01.989	+9.016	13:55:34.666

Lap	Lap Tm	Diff	Time of Day
(99) CRUZ NOVALBOS, DANIEL			
1			13:41:56.855
2	54.804	+0.452	13:42:51.659
3	55.088	+0.736	13:43:46.747
4	55.219	+0.867	13:44:41.966
5	55.480	+1.128	13:45:37.446
6	55.426	+1.074	13:46:32.872
7	56.503	+2.151	13:47:29.375
8	54.352		13:48:23.727
9	54.897	+0.545	13:49:18.624
10	54.923	+0.571	13:50:13.547
11	54.950	+0.598	13:51:08.497
12	55.551	+1.199	13:52:04.048
13	55.922	+1.570	13:52:59.970
14	54.755	+0.403	13:53:54.725
15	55.584	+1.232	13:54:50.309

Lap	Lap Tm	Diff	Time of Day
(13) CHAVES CHANES, JOSE			
1			13:41:56.362
2	54.956	+0.316	13:42:51.318
3	54.998	+0.358	13:43:46.316
4	55.226	+0.586	13:44:41.542
5	55.455	+0.815	13:45:36.997
6	55.508	+0.868	13:46:32.505
7	55.857	+1.217	13:47:28.362
8	54.812	+0.172	13:48:23.174
9	55.077	+0.437	13:49:18.251
10	54.813	+0.173	13:50:13.064
11	54.864	+0.224	13:51:07.928
12	56.310	+1.670	13:52:04.238
13	57.153	+2.513	13:53:01.391
14	55.540	+0.900	13:53:56.931
15	54.640		13:54:51.571

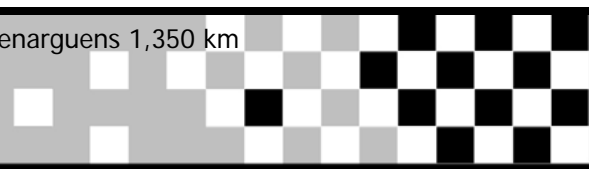
Lap	Lap Tm	Diff	Time of Day
(11) BARRIONUEVO LATORRE, VICTOR			
1			13:41:57.512
2	55.438	+0.683	13:42:52.950
3	55.880	+1.125	13:43:48.830
4	54.959	+0.204	13:44:43.789
5	54.880	+0.125	13:45:38.669
6	55.016	+0.261	13:46:33.685
7	56.377	+1.622	13:47:30.062
8	55.182	+0.427	13:48:25.244
9	54.796	+0.041	13:49:20.040
10	55.128	+0.373	13:50:15.168
11	54.848	+0.093	13:51:10.016
12	54.755		13:52:04.771
13	56.285	+1.530	13:53:01.056
14	55.230	+0.475	13:53:56.286
15	55.383	+0.628	13:54:51.669

Camp.Catalunya Supermotard. Menarguens

SM-ROAD

Karting de Menarguens 1,350 km

FINAL SM-ROAD



Posició	Nº	Nombre	Total puntos	1a	2a Llicencia
1	17	LASCORZ SERRANO, ERIC	45	20	25 867115-B
2	27	ORTIZ BLAZQUEZ, TONI	45	25	20 145129-B
3	34	CARBALLO CHAMORRO, DANIEL	32	16	16 867173-B
4	84	MATIAS BARQUIEL, DAVID	26	13	13 867729-B
5	99	CRUZ NOVALBOS, DANIEL	22	11	11 144715-B
6	13	CHAVES CHANES, JOSE	20	10	10 867312-B
7	11	BARRIONUEVO LATORRE, VICTOR	18	9	9 868580-B
8	79	DIAZ ESCRICHE, JORGE	0	0	0 868557-B

Camp.Catalunya Supermotard. Menarguens

Clasificado por mejor tiempo de vuelta

SM-150/85/65

Karting de Menarguens 1,350 km

Ent Cronometrats

26/05/2013 11:00

Práctica (15:00 Tiempo) iniciado a 11:00:03

Pos.	Nº	Nom	Moto	Voltes	Millor Tm	En Volta	Dif. resp. 1º	PEC	Categ
1	22	GELADA, SALVADOR	HONDA	15	1:01.924	10		1	SM 150 4T
2	99	FERNANDEZ , AARON	KTM	14	1:02.613	8	0.689	1	SM 85
3	15	SASTRE, FERRAN	KAWASAKI	13	1:03.219	11	1.295	2	SM 85
4	98	NAGEL OLMO, ADRIAN	KTM	11	1:04.453	9	2.529	3	SM 85
5	19	MURILLO, ALBERT	KTM	13	1:11.422	9	9.498	1	SM 65
6	30	GELADA, JOSEP	HONDA			0		2	SM 150 4T

Camp.Catalunya Supermotard. Menarguens

Clasificado por vueltas

SM-150/85/65

Karting de Menarguens 1,350 km

1a Cursa

26/05/2013 12:34

Carrera (10:00 y 2 Vueltas) iniciado a 12:31:50

Posición	Nº	Nombre	Vueltas	Total T°	Mejor Tm	En Vuelta	Dif. resp. 1°	PEC	Categ
1	22	GELADA, SALVADOR	12	12:32.647	1:01.703	7		1	SM 150 4T
2	99	FERNANDEZ , AARON	12	12:43.116	1:02.055	5	10.469	1	SM 85
3	15	SASTRE, FERRAN	12	13:04.716	1:03.629	5	32.069	2	SM 85
4	98	NAGEL OLMO, ADRIAN	12	13:27.093	1:03.824	4	54.446	3	SM 85
5	30	GELADA, JOSEP	11	12:32.981	1:01.282	4	1 Vuelta	2	SM 150 4T
6	19	MURILLO, ALBERT	11	12:54.939	1:08.995	8	1 Vuelta	1	SM 65

Margin of Victory	Avg. Speed	Best Lap Tm	Best Spd	Best Lap by
10.469	77,486	1:01.282	79,306	30 - GELADA, JOSEP

Jefe de cronometraje Nando Ribé

Orbits

Director de Carrera Francisco Martinez



SEGUROS
Ges

www.mylaps.com

Licenciado a: Nando.Crono

Camp.Catalunya Supermotard. Menarguens

Vuelta a vuelta

SM-150/85/65

Karting de Menarguens 1,350 km

1a Cursa

26/05/2013 12:34

Carrera (10:00 y 2 Vueltas) iniciado a 12:31:50

Competidores	Vueltas												
	1	2	3	4	5	6	7	8	9	10	11	12	
FERNANDEZ , AARON (99)	1	99	99	99	30	30	30	30	22	22	22	22	22
GELADA, JOSEP (30)	2	30	30	30	99	99	99	22	99	99	99	99	99
GELADA, SALVADOR (22)	3	22	22	22	22	22	22	99	15	15	15	15	15
SASTRE, FERRAN (15)	4	15	15	15	15	15	15	15	98	98	98	98	98
NAGEL OLMO, ADRIAN (98)	5	98	98	98	98	98	98	98	19	30	30	30	30
MURILLO, ALBERT (19)	6	19	19	19	19	19	19	19	30	19	19	19	19

Camp.Catalunya Supermotard. Menarguens

SM-150/85/65

Karting de Menarguens 1,350 km

1a Cursa

26/05/2013 12:34

Carrera (10:00 y 2 Vueltas) iniciado a 12:31:50

Lap	Lap Tm	Diff	Time of Day
(22) GELADA, SALVADOR			
1			12:32:59.461
2	1:02.041	+0.338	12:34:01.502
3	1:02.697	+0.994	12:35:04.199
4	1:02.194	+0.491	12:36:06.393
5	1:01.792	+0.089	12:37:08.185
6	1:02.159	+0.456	12:38:10.344
7	1:01.703		12:39:12.047
8	1:02.268	+0.565	12:40:14.315
9	1:01.901	+0.198	12:41:16.216
10	1:02.148	+0.445	12:42:18.364
11	1:02.337	+0.634	12:43:20.701
12	1:02.820	+1.117	12:44:23.521

Lap	Lap Tm	Diff	Time of Day
(99) FERNANDEZ , AARON			
1			12:32:57.980
2	1:02.158	+0.103	12:34:00.138
3	1:02.881	+0.826	12:35:03.019
4	1:02.733	+0.678	12:36:05.752
5	1:02.055		12:37:07.807
6	1:02.186	+0.131	12:38:09.993
7	1:04.086	+2.031	12:39:14.079
8	1:03.626	+1.571	12:40:17.705
9	1:03.885	+1.830	12:41:21.590
10	1:04.092	+2.037	12:42:25.682
11	1:04.083	+2.028	12:43:29.765
12	1:04.225	+2.170	12:44:33.990

Lap	Lap Tm	Diff	Time of Day
(15) SASTRE, FERRAN			
1			12:33:01.211
2	1:04.331	+0.702	12:34:05.542
3	1:03.964	+0.335	12:35:09.506
4	1:03.978	+0.349	12:36:13.484
5	1:03.629		12:37:17.113
6	1:04.103	+0.474	12:38:21.216
7	1:04.326	+0.697	12:39:25.542
8	1:05.244	+1.615	12:40:30.786
9	1:06.030	+2.401	12:41:36.816
10	1:04.863	+1.234	12:42:41.679
11	1:05.810	+2.181	12:43:47.489
12	1:08.101	+4.472	12:44:55.590

Lap	Lap Tm	Diff	Time of Day
(98) NAGEL OLMO, ADRIAN			
1			12:33:02.474
2	1:05.905	+2.081	12:34:08.379
3	1:04.440	+0.616	12:35:12.819
4	1:03.824		12:36:16.643
5	1:05.431	+1.607	12:37:22.074
6	1:04.954	+1.130	12:38:27.028
7	1:06.549	+2.725	12:39:33.577
8	1:06.779	+2.955	12:40:40.356
9	1:09.268	+5.444	12:41:49.624
10	1:08.882	+5.058	12:42:58.506
11	1:09.827	+6.003	12:44:08.333
12	1:09.634	+5.810	12:45:17.967

Lap	Lap Tm	Diff	Time of Day
(30) GELADA, JOSEP			
1			12:32:58.917
2	1:01.984	+0.702	12:34:00.901
3	1:02.527	+1.245	12:35:03.428
4	1:01.282		12:36:04.710
5	1:01.432	+0.150	12:37:06.142
6	1:01.858	+0.576	12:38:08.000
7	1:01.530	+0.248	12:39:09.530
8	2:07.505	+1:06.223	12:41:17.035

Lap	Lap Tm	Diff	Time of Day
9	1:01.885	+0.603	12:42:18.920
10	1:02.204	+0.922	12:43:21.124
11	1:02.731	+1.449	12:44:23.855
(19) MURILLO, ALBERT			
1			12:33:07.419
2	1:10.705	+1.710	12:34:18.124
3	1:10.307	+1.312	12:35:28.431
4	1:09.741	+0.746	12:36:38.172
5	1:09.147	+0.152	12:37:47.319
6	1:09.426	+0.431	12:38:56.745
7	1:09.577	+0.582	12:40:06.322
8	1:08.995		12:41:15.317
9	1:09.388	+0.393	12:42:24.705
10	1:10.450	+1.455	12:43:35.155
11	1:10.658	+1.663	12:44:45.813

Jefe de cronometraje Nando Ribé

Director de Carrera Francisco Martinez

Orbits



SEGUROS
Ges

www.mylaps.com
Licenciado a: Nando.Crono

Camp.Catalunya Supermotard. Menarguens

Clasificado por vueltas

SM-150/85/65

Karting de Menarguens 1,350 km

2a Cursa

26/05/2013 14:05

Carrera (10:00 y 2 Vueltas) iniciado a 14:03:26

sición	N°	Nombre	Vueltas	Total T°	Mejor Tm	En Vuelta	Dif. resp. 1°	PEC	Categ
1	30	GELADA, JOSEP	11	12:46.701	1:02.864	4		1	SM 150 4T
2	99	FERNANDEZ , AARON	11	12:52.036	1:02.790	2	5.335	1	SM 85
3	22	GELADA, SALVADOR	11	12:52.245	1:02.118	11	5.544	2	SM 150 4T
4	15	SASTRE, FERRAN	11	12:59.562	1:03.794	8	12.861	2	SM 85
5	19	MURILLO, ALBERT	10	12:58.898	1:09.033	2	1 Vuelta	1	SM 65

No clasificado (75% = 9 Vueltas)

NE	98	NAGEL OLMO, ADRIAN				0	NE	NE	SM 85
----	----	--------------------	--	--	--	---	----	----	-------

Margin of Victory	Avg. Speed	Best Lap Tm	Best Spd	Best Lap by
5.335	69,727	1:02.118	78,238	22 - GELADA, SALVADOR

Jefe de cronometraje Nando Ribé

Orbits

Director de Carrera Francisco Martinez



SEGUROS
Ges

www.mylaps.com

Licenciado a: Nando.Crono

Camp.Catalunya Supermotard. Menarguens

Vuelta a vuelta

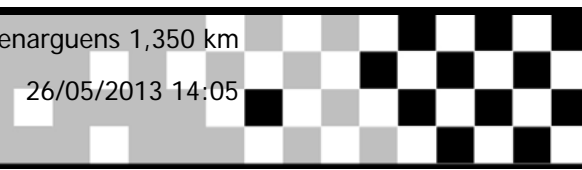
SM-150/85/65

Karting de Menarguens 1,350 km

2a Cursa

26/05/2013 14:05

Carrera (10:00 y 2 Vueltas) iniciado a 14:03:26



Competidores

Vueltas

	0	1	2	3	4	5	6	7	8	9	10	11	
FERNANDEZ , AARON (99)	1	99	99	99	99	99	99	99	99	30	30	30	30
GELADA, JOSEP (30)	2	30	30	30	30	30	30	30	99	99	99	99	99
SASTRE, FERRAN (15)	3	15	15	15	15	15	15	15	15	22	22	22	22
MURILLO, ALBERT (19)	4	19	22	22	22	22	22	22	22	15	15	15	15
GELADA, SALVADOR (22)	5	22	19	19	19	19	19	19	19	19	19	19	19
-	6												

Camp.Catalunya Supermotard. Menarguens

Karting de Menarguens 1,350 km

2a Cursa

26/05/2013 14:05

Carrera (10:00 y 2 Vueltas) iniciado a 14:03:26

Lap	Lap Tm	Diff	Time of Day
(30) GELADA, JOSEP			
1	1:03.021	+0.157	14:05:37.157
2	1:02.987	+0.123	14:06:40.144
3	1:02.979	+0.115	14:07:43.123
4	1:02.864		14:08:45.987
5	1:03.163	+0.299	14:09:49.150
6	1:03.569	+0.705	14:10:52.719
7	1:03.462	+0.598	14:11:56.181
8	1:02.950	+0.086	14:12:59.131
9	1:03.245	+0.381	14:14:02.376
10	1:04.056	+1.192	14:15:06.432
11	1:06.278	+3.414	14:16:12.710

Lap	Lap Tm	Diff	Time of Day
(99) FERNANDEZ , AARON			
1	1:03.068	+0.278	14:05:36.461
2	1:02.790		14:06:39.251
3	1:02.858	+0.068	14:07:42.109
4	1:03.467	+0.677	14:08:45.576
5	1:03.214	+0.424	14:09:48.790
6	1:03.341	+0.551	14:10:52.131
7	1:03.653	+0.863	14:11:55.784
8	1:05.325	+2.535	14:13:01.109
9	1:04.952	+2.162	14:14:06.061
10	1:07.888	+5.098	14:15:13.949
11	1:04.096	+1.306	14:16:18.045

Lap	Lap Tm	Diff	Time of Day
(22) GELADA, SALVADOR			
1	1:04.362	+2.244	14:05:50.989
2	1:02.725	+0.607	14:06:53.714
3	1:02.995	+0.877	14:07:56.709
4	1:03.158	+1.040	14:08:59.867
5	1:02.807	+0.689	14:10:02.674
6	1:02.694	+0.576	14:11:05.368
7	1:02.708	+0.590	14:12:08.076
8	1:03.285	+1.167	14:13:11.361
9	1:02.594	+0.476	14:14:13.955
10	1:02.181	+0.063	14:15:16.136
11	1:02.118		14:16:18.254

Lap	Lap Tm	Diff	Time of Day
(15) SASTRE, FERRAN			
1	1:04.290	+0.496	14:05:40.310
2	1:04.441	+0.647	14:06:44.751
3	1:04.919	+1.125	14:07:49.670
4	1:04.159	+0.365	14:08:53.829
5	1:04.397	+0.603	14:09:58.226
6	1:04.860	+1.066	14:11:03.086
7	1:04.241	+0.447	14:12:07.327
8	1:03.794		14:13:11.121
9	1:04.842	+1.048	14:14:15.963
10	1:05.265	+1.471	14:15:21.228
11	1:04.343	+0.549	14:16:25.571

Lap	Lap Tm	Diff	Time of Day
(19) MURILLO, ALBERT			
1	1:10.299	+1.266	14:05:51.717
2	1:09.033		14:07:00.750
3	1:09.984	+0.951	14:08:10.734
4	1:10.400	+1.367	14:09:21.134
5	1:10.656	+1.623	14:10:31.790
6	1:09.875	+0.842	14:11:41.665
7	1:10.263	+1.230	14:12:51.928
8	1:09.959	+0.926	14:14:01.887
9	1:12.986	+3.953	14:15:14.873
10	1:10.034	+1.001	14:16:24.907

Jefe de cronometraje Nando Ribé

Director de Carrera Francisco Martinez

Orbits



SEGUROS
Ges

www.mylaps.com
Licenciado a: Nando.Crono

Camp.Catalunya Supermotard. Menarguens

SM-150/85/65

Karting de Menarguens 1,350 km

FINALS 150/85/65

Posició	Nº	Nombre	Total puntos	1a	2a	Llicencia
SM 150 4T						
1	30	GELADA, JOSEP	45	20	25	144295-B
2	22	GELADA, SALVADOR	45	25	20	144296-B
SM 65						
1	19	MURILLO, ALBERT	50	25	25	144319-B
SM 85						
1	99	FERNANDEZ , AARON	50	25	25	144904-B
2	15	SASTRE, FERRAN	40	20	20	145066-B
3	98	NAGEL OLMO, ADRIAN	16	16	0	144539-B