

Challenge Ciclomotors. Cunit

Clasificado por mejor tiempo de vuelta

3 Hores

Circuit Polea Camp 1,500 km

Ent Cronometrats

20/04/2013 09:15

Práctica (45:00 Tiempo) iniciado a 9:30:41

Pos.	Nº Nom	Moto	Voltes	Millor Tm	En Volta	PEC Categ
1	6 MENA, ORIOL / BATLLES, ANDREU	HUSABERG	15	2:01.210	13	1 G 3 Aigua
2	10 AMATRIAIN, JAVIER / PEREZ, ALBERTO	YAMAHA	12	2:03.434	12	2 G 3 Aigua
3	1 LUENGO, RUBEN / RODRIGUEZ, ALBERTO	H-43	16	2:04.751	11	3 G 3 Aigua
4	69 ESTEBAN, ALBERT / MARTINEZ, MARC	HUSABERG	20	2:05.232	19	1 Protos Canvi
5	2 ARABIA, JORDI / GARCIA, NICOLAS	GUZZI	12	2:06.279	12	4 G 3 Aigua
6	9 CALMET, MARC / BALLUS, ROGER	BETA	13	2:06.769	12	2 Protos Canvi
7	24 PERALES, ANGEL / ROMERO, ANTONI	HUSQVARNA	18	2:06.782	14	5 G 3 Aigua
8	87 CLOTET, XAVIER / CLOTET, SERGI	YAMAHA	13	2:10.908	13	3 Protos Canvi
9	22 MORA, XAVIER / BUSQUETS, ALEX	GAS-GAS	14	2:11.634	10	6 G 3 Aigua
10	72 SANCHEZ, RAUL/SOLE, JORDI		17	2:12.295	16	7 G 3 Aigua
11	43 NUALART, JORDI / VILA, BENJAMI	KAWASAKI	14	2:12.645	14	4 Protos Canvi
12	31 SERRANO, AARON/MARTINEZ,XAVI		12	2:16.133	11	8 G 3 Aigua
13	53 SOLIS, FCO J./ DE LOS SANTOS, DAVID	KTM	14	2:16.396	10	1 G 2 Aire
14	50 GARCIA, JUAN / CORTES, JULIAN	HUSQVARNA	14	2:16.560	14	2 G 2 Aire
15	23 SERRA, PERE / SALA, MARC	TECH3	12	2:17.004	11	9 G 3 Aigua
16	13 REXACH, PERE / MANDRI, JOSEP	KTM	12	2:18.454	12	10 G 3 Aigua
17	11 CAMPOS, RUBEN / BIGAS, DAVID	HONDA	12	2:19.531	12	11 G 3 Aigua
18	14 BOIX, CESAR / SANCHEZ, MIQUEL A.	BETA	12	2:20.798	7	12 G 3 Aigua
19	55 MARGENS, JOAN / GIBERT, ELIA	HUSQVARNA	14	2:22.643	12	13 G 3 Aigua
20	29 ROCA, JORDI / ANIEVAS, CARLES	SUZUKI	3	2:24.377	2	5 Protos Canvi

Challenge Ciclomotors. Cunit

Clasificado por vueltas

3 Hores

Circuit Polea Camp 1,500 km

Classificacio a 30 Minuts

20/04/2013 11:00

Carrera (3:00:00 Tiempo) iniciado a 10:55:43

Posición	Nº	Nombre	Moto	Vueltas	Total T°	Mejor Tm	Vuelta	PEC	Categ
1	6	MENA, ORIOL / BATLLES, ANDREU	HUSABERG	15	30:51.765	1:56.901	12	1	G 3 Aigua
2	9	CALMET, MARC / BALLUS, ROGER	BETA	14	30:08.606	1:59.166	10	1	Protos Canvi
3	69	ESTEBAN, ALBERT / MARTINEZ, MARC	HUSABERG	14	30:33.045	2:03.691	6	2	Protos Canvi
4	2	ARABIA, JORDI / GARCIA, NICOLAS	GUZZI	14	30:34.201	2:00.117	8	2	G 3 Aigua
5	1	LUENGO, RUBEN / RODRIGUEZ, ALBERTO	H-43	14	30:36.040	2:00.883	7	3	G 3 Aigua
6	10	AMATRIAIN, JAVIER / PEREZ, ALBERTO	YAMAHA	14	30:43.566	2:02.244	9	4	G 3 Aigua
7	24	PERALES, ANGEL / ROMERO, ANTONI	HUSQVARNA	14	30:51.569	2:02.674	9	5	G 3 Aigua
8	72	SANCHEZ, RAUL/SOLE, JORDI		13	29:20.748	2:06.182	3	6	G 3 Aigua
9	31	SERRANO, AARON/MARTINEZ,XAVI		13	29:55.776	2:06.936	10	7	G 3 Aigua
10	87	CLOTET, XAVIER / CLOTET, SERGI	YAMAHA	13	30:01.519	2:05.661	12	3	Protos Canvi
11	50	GARCIA, JUAN / CORTES, JULIAN	HUSQVARNA	13	30:22.870	2:09.268	13	1	G 2 Aire
12	23	SERRA, PERE / SALA, MARC	TECH3	13	30:23.899	2:09.335	13	8	G 3 Aigua
13	22	MORA, XAVIER / BUSQUETS, ALEX	GAS-GAS	13	30:35.228	2:09.182	5	9	G 3 Aigua
14	14	BOIX, CESAR / SANCHEZ, MIQUEL A.	BETA	13	30:40.349	2:10.190	3	10	G 3 Aigua
15	13	REXACH, PERE / MANDRI, JOSEP	KTM	13	30:54.735	2:11.116	7	11	G 3 Aigua
16	11	CAMPOS, RUBEN / BIGAS, DAVID	HONDA	12	28:23.472	2:11.286	6	12	G 3 Aigua
17	43	NUALART, JORDI / VILA, BENJAMI	KAWASAKI	12	28:46.325	2:11.320	5	4	Protos Canvi
18	55	MARGENS, JOAN / GIBERT, ELIA	HUSQVARNA	12	29:00.106	2:13.667	7	13	G 3 Aigua
19	29	ROCA, JORDI / ANIEVAS, CARLES	SUZUKI	12	29:19.617	2:14.918	4	5	Protos Canvi
20	53	SOLIS, FCO J./ DE LOS SANTOS, DAVID	KTM	12	29:54.706	2:10.510	12	2	G 2 Aire

Margin of Victory	Avg. Speed	Best Lap Tm	Best Spd	Best Lap by
1 Vuelta	43,742	1:56.901	46,193	6 - MENA, ORIOL / BATLLES, AN

Jefe de cronometraje Nando Ribé

Orbits

Director de Carrera Pato Tarradas



SEGUROS
Ges

www.mylaps.com

Licenciado a: Nando.Crono

Challenge Ciclomotors. Polea Camp Cunit

Clasificado por vueltas

3 Hores

Circuit Polea Camp 1,500 km

Classificacio 1a Hora

20/04/2013 11:00

Carrera (3:00:00 Tiempo) iniciado a 10:55:43

sición	Nº	Nombre	Moto	Vueltas	Total T°	Mejor Tm	Vuelta	PEC	Categ
1	6	MENA, ORIOL / BATLLES, ANDREU	HUSABERG	29	58:43.594	1:56.603	25	1	G 3 Aigua
2	9	CALMET, MARC / BALLUS, ROGER	BETA	29	1:00:31.451	1:59.166	10	1	Protos Canvi
3	1	LUENGO, RUBEN / RODRIGUEZ, ALBERTO	H-43	28	59:10.231	1:58.426	27	2	G 3 Aigua
4	2	ARABIA, JORDI / GARCIA, NICOLAS	GUZZI	28	59:14.782	2:00.117	8	3	G 3 Aigua
5	10	AMATRIAIN, JAVIER / PEREZ, ALBERTO	YAMAHA	28	1:00:11.807	2:00.662	27	4	G 3 Aigua
6	69	ESTEBAN, ALBERT / MARTINEZ, MARC	HUSABERG	28	1:00:26.253	2:01.257	26	2	Protos Canvi
7	24	PERALES, ANGEL / ROMERO, ANTONI	HUSQVARNA	27	58:52.609	2:02.674	9	5	G 3 Aigua
8	72	SANCHEZ, RAUL/SOLE, JORDI		27	1:00:15.441	2:06.182	3	6	G 3 Aigua
9	22	MORA, XAVIER / BUSQUETS, ALEX	GAS-GAS	26	58:39.226	2:06.806	21	7	G 3 Aigua
10	43	NUALART, JORDI / VILA, BENJAMI	KAWASAKI	26	59:16.546	2:05.559	20	3	Protos Canvi
11	50	GARCIA, JUAN / CORTES, JULIAN	HUSQVARNA	26	59:23.319	2:09.268	13	1	G 2 Aire
12	31	SERRANO, AARON/MARTINEZ,XAVI		26	59:33.151	2:06.936	10	8	G 3 Aigua
13	87	CLOTET, XAVIER / CLOTET, SERGI	YAMAHA	26	59:34.299	2:05.661	12	4	Protos Canvi
14	11	CAMPOS, RUBEN / BIGAS, DAVID	HONDA	26	1:00:31.779	2:09.691	16	9	G 3 Aigua
15	14	BOIX, CESAR / SANCHEZ, MIQUEL A.	BETA	25	58:50.218	2:10.190	3	10	G 3 Aigua
16	13	REXACH, PERE / MANDRI, JOSEP	KTM	25	58:59.726	2:11.116	7	11	G 3 Aigua
17	23	SERRA, PERE / SALA, MARC	TECH3	24	54:41.254	2:08.358	24	12	G 3 Aigua
18	29	ROCA, JORDI / ANIEVAS, CARLES	SUZUKI	24	58:48.693	2:14.918	4	5	Protos Canvi
19	53	SOLIS, FCO J./ DE LOS SANTOS, DAVID	KTM	23	54:29.705	2:10.510	12	2	G 2 Aire
20	55	MARGENS, JOAN / GIBERT, ELIA	HUSQVARNA	23	58:06.366	2:13.667	7	13	G 3 Aigua

Margin of Victory	Avg. Speed	Best Lap Tm	Best Spd	Best Lap by
1:47.857	44,443	1:56.603	46,311	6 - MENA, ORIOL / BATLLES, AN

Jefe de cronometraje Nando Ribé

Orbits

Director de Carrera Pato Tarradas



SEGUROS
Ges

www.mylaps.com

Licenciado a: Nando.Crono

Challenge Ciclomotors. Polea Camp Cunit

Clasificado por vueltas

3 Hores

Circuit Polea Camp 1,500 km

Classificacio 1 Hora 30 minuts

20/04/2013 11:00

Carrera (3:00:00 Tiempo) iniciado a 10:55:43

Posición	Nº	Nombre	Moto	Vueltas	Total T°	Mejor Tm	Vuelta	PEC	Categ
1	6	MENA, ORIOL / BATLLES, ANDREU	HUSABERG	44	1:29:22.007	1:56.603	25	1	G 3 Aigua
2	1	LUENGO, RUBEN / RODRIGUEZ, ALBERTO	H-43	43	1:29:20.049	1:57.815	33	2	G 3 Aigua
3	2	ARABIA, JORDI / GARCIA, NICOLAS	GUZZI	43	1:29:34.884	1:59.048	33	3	G 3 Aigua
4	9	CALMET, MARC / BALLUS, ROGER	BETA	42	1:28:39.041	1:59.166	10	1	Protos Canvi
5	10	AMATRIAIN, JAVIER / PEREZ, ALBERTO	YAMAHA	42	1:28:45.263	2:00.625	29	4	G 3 Aigua
6	69	ESTEBAN, ALBERT / MARTINEZ, MARC	HUSABERG	42	1:29:51.388	2:00.958	31	2	Protos Canvi
7	24	PERALES, ANGEL / ROMERO, ANTONI	HUSQVARNA	41	1:28:35.866	2:02.674	9	5	G 3 Aigua
8	72	SANCHEZ, RAUL/SOLE, JORDI		40	1:28:25.170	2:05.466	35	6	G 3 Aigua
9	31	SERRANO, AARON/MARTINEZ,XAVI		40	1:30:04.861	2:05.825	32	7	G 3 Aigua
10	87	CLOTET, XAVIER / CLOTET, SERGI	YAMAHA	40	1:30:07.762	2:05.661	12	3	Protos Canvi
11	43	NUALART, JORDI / VILA, BENJAMI	KAWASAKI	39	1:28:53.838	2:05.559	20	4	Protos Canvi
12	50	GARCIA, JUAN / CORTES, JULIAN	HUSQVARNA	39	1:28:57.515	2:09.268	13	1	G 2 Aire
13	13	REXACH, PERE / MANDRI, JOSEP	KTM	39	1:30:03.953	2:09.230	29	8	G 3 Aigua
14	11	CAMPOS, RUBEN / BIGAS, DAVID	HONDA	38	1:28:02.976	2:09.691	16	9	G 3 Aigua
15	14	BOIX, CESAR / SANCHEZ, MIQUEL A.	BETA	37	1:28:44.144	2:09.716	28	10	G 3 Aigua
16	29	ROCA, JORDI / ANIEVAS, CARLES	SUZUKI	37	1:28:51.354	2:12.818	35	5	Protos Canvi
17	22	MORA, XAVIER / BUSQUETS, ALEX	GAS-GAS	37	1:29:43.624	2:06.646	28	11	G 3 Aigua
18	55	MARGENS, JOAN / GIBERT, ELIA	HUSQVARNA	36	1:27:58.357	2:11.976	36	12	G 3 Aigua
19	53	SOLIS, FCO J./ DE LOS SANTOS, DAVID	KTM	35	1:29:38.168	2:08.937	25	2	G 2 Aire
20	23	SERRA, PERE / SALA, MARC	TECH3	24	54:41.254	2:08.358	24	13	G 3 Aigua

Margin of Victory	Avg. Speed	Best Lap Tm	Best Spd	Best Lap by
1 Vuelta	44,312	1:56.603	46,311	6 - MENA, ORIOL / BATLLES, AN

Jefe de cronometraje Nando Ribé

Orbits

Director de Carrera Pato Tarradas



SEGUROS
Ges

www.mylaps.com

Licenciado a: Nando.Crono

Challenge Ciclomotors. Polea Camp Cunit

Clasificado por vueltas

3 Hores

Circuit Polea Camp 1,500 km

Classificacio 2a Hora

20/04/2013 11:00

Carrera (3:00:00 Tiempo) iniciado a 10:55:43

Posición	Nº	Nombre	Moto	Vueltas	Total T°	Mejor Tm	Vuelta	PEC	Categ
1	6	MENA, ORIOL / BATLLES, ANDREU	HUSABERG	59	2:00:15.726	1:56.603	25	1	G 3 Aigua
2	1	LUENGO, RUBEN / RODRIGUEZ, ALBERTO	H-43	57	1:58:34.792	1:57.815	33	2	G 3 Aigua
3	2	ARABIA, JORDI / GARCIA, NICOLAS	GUZZI	57	1:59:25.970	1:59.048	33	3	G 3 Aigua
4	10	AMATRIAIN, JAVIER / PEREZ, ALBERTO	YAMAHA	56	1:58:33.571	2:00.625	29	4	G 3 Aigua
5	9	CALMET, MARC / BALLUS, ROGER	BETA	55	1:55:46.415	1:59.166	10	1	Protos Canvi
6	69	ESTEBAN, ALBERT / MARTINEZ, MARC	HUSABERG	55	1:58:30.119	2:00.958	31	2	Protos Canvi
7	24	PERALES, ANGEL / ROMERO, ANTONI	HUSQVARNA	55	1:58:41.413	2:01.415	48	5	G 3 Aigua
8	72	SANCHEZ, RAUL/SOLE, JORDI		54	1:59:57.928	2:05.466	35	6	G 3 Aigua
9	31	SERRANO, AARON/MARTINEZ,XAVI		54	2:00:14.688	2:05.825	32	7	G 3 Aigua
10	87	CLOTET, XAVIER / CLOTET, SERGI	YAMAHA	53	1:58:59.581	2:05.661	12	3	Protos Canvi
11	50	GARCIA, JUAN / CORTES, JULIAN	HUSQVARNA	52	1:58:07.907	2:09.268	13	1	G 2 Aire
12	43	NUALART, JORDI / VILA, BENJAMI	KAWASAKI	52	1:58:45.790	2:05.559	20	4	Protos Canvi
13	11	CAMPOS, RUBEN / BIGAS, DAVID	HONDA	52	1:59:56.460	2:09.691	16	8	G 3 Aigua
14	13	REXACH, PERE / MANDRI, JOSEP	KTM	51	1:58:41.064	2:09.230	29	9	G 3 Aigua
15	22	MORA, XAVIER / BUSQUETS, ALEX	GAS-GAS	51	2:00:03.327	2:06.265	43	10	G 3 Aigua
16	14	BOIX, CESAR / SANCHEZ, MIQUEL A.	BETA	50	1:59:42.208	2:09.716	28	11	G 3 Aigua
17	29	ROCA, JORDI / ANIEVAS, CARLES	SUZUKI	49	1:58:35.257	2:12.818	35	5	Protos Canvi
18	53	SOLIS, FCO J./ DE LOS SANTOS, DAVID	KTM	48	1:59:01.076	2:08.937	25	2	G 2 Aire
19	55	MARGENS, JOAN / GIBERT, ELIA	HUSQVARNA	48	1:59:28.459	2:11.976	36	12	G 3 Aigua
20	23	SERRA, PERE / SALA, MARC	TECH3	29	1:58:47.171	2:08.358	24	13	G 3 Aigua

Margin of Victory	Avg. Speed	Best Lap Tm	Best Spd	Best Lap by
2 Vueltas	44,154	1:56.603	46,311	6 - MENA, ORIOL / BATLLES, AN

Jefe de cronometraje Nando Ribé

Orbits

Director de Carrera Pato Tarradas



SEGUROS
Ges

www.mylaps.com

Licenciado a: Nando.Crono

Challenge Ciclomotors. Polea Camp Cunit

Clasificado por vueltas

3 Hores

Circuit Polea Camp 1,500 km

Classificacio 2 Hores i 30 minuts

20/04/2013 11:00

Carrera (3:00:00 Tiempo) iniciado a 10:55:43

sición	Nº	Nombre	Moto	Vueltas	Total T°	Mejor Tm	Vuelta	PEC	Categ
1	6	MENA, ORIOL / BATLLES, ANDREU	HUSABERG	73	2:28:42.584	1:56.603	25	1	G 3 Aigua
2	1	LUENGO, RUBEN / RODRIGUEZ, ALBERTO	H-43	72	2:29:16.614	1:57.815	33	2	G 3 Aigua
3	2	ARABIA, JORDI / GARCIA, NICOLAS	GUZZI	71	2:28:28.140	1:59.048	33	3	G 3 Aigua
4	10	AMATRIAIN, JAVIER / PEREZ, ALBERTO	YAMAHA	71	2:30:16.572	2:00.625	29	4	G 3 Aigua
5	24	PERALES, ANGEL / ROMERO, ANTONI	HUSQVARNA	69	2:28:56.537	2:01.415	48	5	G 3 Aigua
6	69	ESTEBAN, ALBERT / MARTINEZ, MARC	HUSABERG	69	2:29:04.610	2:00.958	31	1	Protos Canvi
7	9	CALMET, MARC / BALLUS, ROGER	BETA	68	2:28:40.640	1:59.166	10	2	Protos Canvi
8	31	SERRANO, AARON/MARTINEZ,XAVI		68	2:30:16.848	2:05.612	65	6	G 3 Aigua
9	72	SANCHEZ, RAUL/SOLE, JORDI		67	2:28:11.757	2:05.039	66	7	G 3 Aigua
10	87	CLOTET, XAVIER / CLOTET, SERGI	YAMAHA	67	2:29:45.496	2:05.661	12	3	Protos Canvi
11	50	GARCIA, JUAN / CORTES, JULIAN	HUSQVARNA	66	2:29:46.016	2:09.268	13	1	G 2 Aire
12	43	NUALART, JORDI / VILA, BENJAMI	KAWASAKI	65	2:29:26.714	2:05.559	20	4	Protos Canvi
13	13	REXACH, PERE / MANDRI, JOSEP	KTM	65	2:30:14.692	2:09.230	29	8	G 3 Aigua
14	14	BOIX, CESAR / SANCHEZ, MIQUEL A.	BETA	63	2:28:30.889	2:08.244	56	9	G 3 Aigua
15	22	MORA, XAVIER / BUSQUETS, ALEX	GAS-GAS	63	2:29:10.783	2:06.265	43	10	G 3 Aigua
16	11	CAMPOS, RUBEN / BIGAS, DAVID	HONDA	62	2:22:57.303	2:09.691	16	11	G 3 Aigua
17	29	ROCA, JORDI / ANIEVAS, CARLES	SUZUKI	62	2:28:44.674	2:12.300	55	5	Protos Canvi
18	53	SOLIS, FCO J./ DE LOS SANTOS, DAVID	KTM	61	2:28:52.132	2:08.937	25	2	G 2 Aire
19	55	MARGENS, JOAN / GIBERT, ELIA	HUSQVARNA	61	2:30:12.357	2:11.976	36	12	G 3 Aigua
20	23	SERRA, PERE / SALA, MARC	TECH3	43	2:29:54.124	2:07.382	31	13	G 3 Aigua

Margin of Victory	Avg. Speed	Best Lap Tm	Best Spd	Best Lap by
1 Vuelta	44,180	1:56.603	46,311	6 - MENA, ORIOL / BATLLES, AN

Jefe de cronometraje Nando Ribé

Orbits

Director de Carrera Pato Tarradas



SEGUROS
Ges

www.mylaps.com

Licenciado a: Nando.Crono

Challenge Ciclomotors. Polea Camp Cunit

Clasificado por vueltas

3 Hores

Circuit Polea Camp 1,500 km

Classificacio 3 Hores. FINAL

20/04/2013 11:00

Carrera (3:00:00 Tiempo) iniciado a 10:55:43

Posició	Nº	Nom	Moto	Voltes	Total Ts	Millor Tm	PEC	Categ
1	6	MENA, ORIOL / BATLLES, ANDREU	HUSABERG	89	3:01:57.529	1:56.603	1	G 3 Aigua
2	2	ARABIA, JORDI / GARCIA, NICOLAS	GUZZI	87	3:01:14.590	1:59.048	2	G 3 Aigua
3	10	AMATRIAIN, JAVIER / PEREZ, ALBERTO	YAMAHA	86	3:01:12.962	2:00.625	3	G 3 Aigua
4	1	LUENGO, RUBEN / RODRIGUEZ, ALBERTO	H-43	85	3:00:13.027	1:57.815	4	G 3 Aigua
5	69	ESTEBAN, ALBERT / MARTINEZ, MARC	HUSABERG	84	3:01:14.424	2:00.958	1	Protos Canvi
6	9	CALMET, MARC / BALLUS, ROGER	BETA	83	3:00:05.787	1:59.166	2	Protos Canvi
7	24	PERALES, ANGEL / ROMERO, ANTONI	HUSQVARNA	83	3:00:36.759	2:01.415	5	G 3 Aigua
8	72	SANCHEZ, RAUL/SOLE, JORDI		82	3:01:36.612	2:05.039	6	G 3 Aigua
9	87	CLOTET, XAVIER / CLOTET, SERGI	YAMAHA	81	3:00:36.923	2:05.661	3	Protos Canvi
10	50	GARCIA, JUAN / CORTES, JULIAN	HUSQVARNA	80	3:01:10.323	2:09.268	1	G 2 Aire
11	43	NUALART, JORDI / VILA, BENJAMI	KAWASAKI	79	3:00:31.776	2:05.559	4	Protos Canvi
12	31	SERRANO, AARON/MARTINEZ,XAVI		79	3:02:08.083	2:05.612	7	G 3 Aigua
13	13	REXACH, PERE / MANDRI, JOSEP	KTM	78	3:01:09.745	2:09.230	8	G 3 Aigua
14	22	MORA, XAVIER / BUSQUETS, ALEX	GAS-GAS	77	3:00:15.550	2:06.265	9	G 3 Aigua
15	14	BOIX, CESAR / SANCHEZ, MIQUEL A.	BETA	77	3:01:53.519	2:08.244	10	G 3 Aigua
16	11	CAMPOS, RUBEN / BIGAS, DAVID	HONDA	76	3:00:18.788	2:09.691	11	G 3 Aigua
17	53	SOLIS, FCO J./ DE LOS SANTOS, DAVID	KTM	75	3:00:58.059	2:08.937	2	G 2 Aire
18	55	MARGENS, JOAN / GIBERT, ELIA	HUSQVARNA	73	3:00:31.917	2:11.976	12	G 3 Aigua
19	29	ROCA, JORDI / ANIEVAS, CARLES	SUZUKI	71	3:00:08.880	2:12.300	5	Protos Canvi
20	23	SERRA, PERE / SALA, MARC	TECH3	57	3:01:11.857	2:07.382	13	G 3 Aigua

Notificaciones

DORSAL NUM 2 PENALITZAT 2 VOLTES PER TALLAR CIRCUIT

Margin of Victory	Avg. Speed	Best Lap Tm	Best Spd	Best Lap by
2 Vueltas	44,021	1:56.603	46,311	6 - MENA, ORIOL / BATLLES, AN

Jefe de cronometraje Nando Ribé

Orbits

Director de Carrera Pato Tarradas



SEGUROS
Ges

www.mylaps.com

Licenciado a: Nando.Crono

Challenge Ciclomotors. Polea Camp Cunit

Clasificado por vueltas

3 Hores

Circuit Polea Camp 1,500 km

Classificacio 3 Hores. FINAL

20/04/2013 11:00

Carrera (3:00:00 Tiempo) iniciado a 10:55:43

Posició	Nº	Nom	Moto	Voltes	Total Ts	Millor Tm	En Vuelta	Puntos
G 2 Aire								
1	50	GARCIA, JUAN / CORTES, JULIAN	HUSQVARNA	80	3:01:10.323	2:09.268	13	25
2	53	SOLIS, FCO J./ DE LOS SANTOS, DAVID	KTM	75	3:00:58.059	2:08.937	25	20
G 3 Agua								
1	6	MENA, ORIOL / BATLLES, ANDREU	HUSABERG	89	3:01:57.529	1:56.603	25	25
2	2	ARABIA, JORDI / GARCIA, NICOLAS	GUZZI	87	3:01:14.590	1:59.048	33	20
3	10	AMATRIAIN, JAVIER / PEREZ, ALBERTO	YAMAHA	86	3:01:12.962	2:00.625	29	16
4	1	LUENGO, RUBEN / RODRIGUEZ, ALBERTO	H-43	85	3:00:13.027	1:57.815	33	13
5	24	PERALES, ANGEL / ROMERO, ANTONI	HUSQVARNA	83	3:00:36.759	2:01.415	48	11
6	72	SANCHEZ, RAUL/SOLE, JORDI		82	3:01:36.612	2:05.039	66	10
7	31	SERRANO, AARON/MARTINEZ,XAVI		79	3:02:08.083	2:05.612	65	9
8	13	REXACH, PERE / MANDRI, JOSEP	KTM	78	3:01:09.745	2:09.230	29	8
9	22	MORA, XAVIER / BUSQUETS, ALEX	GAS-GAS	77	3:00:15.550	2:06.265	43	7
10	14	BOIX, CESAR / SANCHEZ, MIQUEL A.	BETA	77	3:01:53.519	2:08.244	56	6
11	11	CAMPOS, RUBEN / BIGAS, DAVID	HONDA	76	3:00:18.788	2:09.691	16	5
12	55	MARGENS, JOAN / GIBERT, ELIA	HUSQVARNA	73	3:00:31.917	2:11.976	36	4
13	23	SERRA, PERE / SALA, MARC	TECH3	57	3:01:11.857	2:07.382	31	3
Protos Canvi								
1	69	ESTEBAN, ALBERT / MARTINEZ, MARC	HUSABERG	84	3:01:14.424	2:00.958	31	25
2	9	CALMET, MARC / BALLUS, ROGER	BETA	83	3:00:05.787	1:59.166	10	20
3	87	CLOTET, XAVIER / CLOTET, SERGI	YAMAHA	81	3:00:36.923	2:05.661	12	16
4	43	NUALART, JORDI / VILA, BENJAMI	KAWASAKI	79	3:00:31.776	2:05.559	20	13
5	29	ROCA, JORDI / ANIEVAS, CARLES	SUZUKI	71	3:00:08.880	2:12.300	55	11

Notificaciones

DORSAL NUM 2 PENALITZAT 2 VOLTES PER TALLAR CIRCUIT

Margin of Victory	Avg. Speed	Best Lap Tm	Best Spd	Best Lap by
2 Vueltas	44,021	1:56.603	46,311	6 - MENA, ORIOL / BATLLES, AN

Jefe de cronometraje Nando Ribé

Orbits

Director de Carrera Pato Tarradas



SEGUROS
Ges

www.mylaps.com

Licenciado a: Nando.Crono

Challenge Ciclomotors. Polea Camp Cunit

Vuelta a vuelta

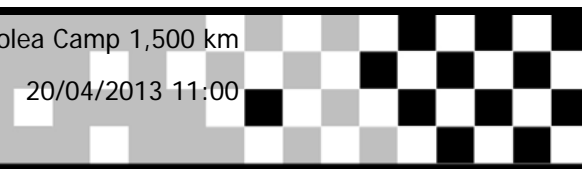
3 Hores

Circuit Polea Camp 1,500 km

Classificacio 3 Hores. FINAL

20/04/2013 11:00

Carrera (3:00:00 Tiempo) iniciado a 10:55:43



Competidores	Vueltas																								
	0	1	2	3	4	5	6	7	8	9	10	11	12	13	14	15	16	17	18	19	20	21	22	23	24
MENA, ORIOL / BATLLES, ANDREU (6)	1	6	6	6	6	6	6	6	6	6	6	6	6	6	6	6	6	6	6	6	6	6	6	6	6
ESTEBAN, ALBERT / MARTINEZ, MAR	2	69	69	69	69	69	69	69	69	9	9	9	9	9	9	9	9	9	9	9	9	9	9	9	9
PERALES, ANGEL / ROMERO, ANTONI	3	24	24	24	24	24	24	9	9	69	69	69	69	69	69	69	2	2	2	2	2	2	2	2	2
CALMET, MARC / BALLUS, ROGER (9)	4	9	9	9	2	2	2	2	2	2	2	2	2	2	2	2	69	1	1	1	1	1	1	1	1
ARABIA, JORDI / GARCIA, NICOLAS (5	2	2	2	9	9	9	9	24	24	24	24	1	1	1	1	1	69	69	69	69	69	69	69	69
SOLIS, FCO J./ DE LOS SANTOS, DAV	6	53	10	10	10	10	10	10	10	10	10	1	10	10	10	10	10	10	10	10	10	10	10	10	10
AMATRIAIN, JAVIER / PEREZ, ALBERT	7	10	50	72	72	1	1	1	1	1	1	1	10	24	24	24	24	24	24	24	24	24	24	24	24
GARCIA, JUAN / CORTES, JULIAN (50	8	50	72	50	1	72	72	72	72	72	72	72	72	72	72	72	72	72	72	72	72	72	72	72	72
SANCHEZ, RAUL/SOLE, JORDI (72)	9	72	31	1	50	50	50	50	50	31	31	31	31	31	31	31	31	31	31	31	31	31	31	22	22
SERRANO, AARON/MARTINEZ,XAVI (10	31	13	13	13	13	31	31	31	13	87	87	87	87	87	87	87	87	87	50	22	22	22	23	23
REXACH, PERE / MANDRI, JOSEP (13	11	13	23	31	31	31	13	13	13	50	13	13	13	50	50	50	50	50	50	22	50	23	23	50	50
SERRA, PERE / SALA, MARC (23)	12	23	1	23	23	14	23	23	23	87	50	50	50	23	23	23	22	22	23	23	23	50	50	43	43
CAMPOS, RUBEN / BIGAS, DAVID (11	13	11	11	14	14	23	11	11	87	23	23	23	23	22	22	22	23	23	22	87	43	43	43	87	87
BOIX, CESAR / SANCHEZ, MIQUEL A.	14	14	14	11	11	11	14	14	11	11	22	22	22	13	14	14	14	14	43	43	87	87	87	31	31
NUALART, JORDI / VILA, BENJAMI (4:	15	43	43	43	43	43	43	87	22	22	11	11	11	11	13	13	13	43	14	14	14	11	11	11	11
MORA, XAVIER / BUSQUETS, ALEX (2	16	22	55	55	87	87	87	43	43	43	14	14	14	14	43	43	43	13	13	11	11	14	14	14	14
ROCA, JORDI / ANIEVAS, CARLES (25	17	29	87	87	55	22	22	22	14	14	43	43	43	43	11	11	11	11	13	13	13	13	13	13	13
MARGENS, JOAN / GIBERT, ELIA (55)	18	55	29	29	22	55	55	55	55	55	55	55	55	29	55	53	53	53	53	53	53	53	53	53	29
CLOTET, XAVIER / CLOTET, SERGI (8:	19	87	22	22	29	29	29	29	29	29	29	29	29	29	29	29	29	29	29	29	29	29	29	29	29
LUENGO, RUBEN / RODRIGUEZ, ALBE	20	1	53	53	53	53	53	53	53	53	53	53	53	53	53	29	29	29	29	29	55	55	55	55	53

Challenge Ciclomotors. Polea Camp Cunit

Vuelta a vuelta

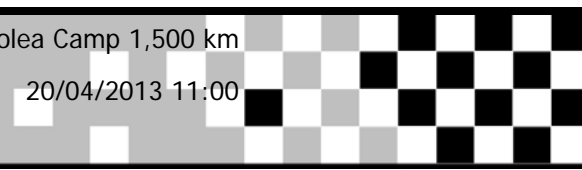
3 Hores

Circuit Polea Camp 1,500 km

Classificacio 3 Hores. FINAL

20/04/2013 11:00

Carrera (3:00:00 Tiempo) iniciado a 10:55:43



Competidores	Vueltas																								
	25	26	27	28	29	30	31	32	33	34	35	36	37	38	39	40	41	42	43	44	45	46	47	48	49
MENA, ORIOL / BATLLES, ANDREU (6)	1	6	6	6	6	6	6	6	6	6	6	6	6	6	6	6	6	6	6	6	6	6	6	6	6
ESTEBAN, ALBERT / MARTINEZ, MAR	2	9	9	9	9	9	1	1	1	1	1	1	1	1	1	1	1	1	1	1	1	1	1	1	1
PERALES, ANGEL / ROMERO, ANTONI	3	1	1	1	1	1	2	2	2	2	2	2	2	2	2	2	2	2	2	2	2	2	2	2	2
CALMET, MARC / BALLUS, ROGER (9)	4	2	2	2	2	2	9	9	9	9	9	9	9	9	9	9	9	9	9	9	9	9	9	9	9
ARABIA, JORDI / GARCIA, NICOLAS (5	69	69	69	10	10	10	10	10	10	10	10	10	10	10	10	10	10	10	10	10	10	10	10	10
SOLIS, FCO J./ DE LOS SANTOS, DAV	6	10	10	10	69	69	69	69	69	69	69	69	69	69	69	69	69	69	69	69	69	69	69	69	69
AMATRIAIN, JAVIER / PEREZ, ALBERT	7	24	24	24	24	24	24	24	24	24	24	24	24	24	24	24	24	24	24	24	24	24	24	24	24
GARCIA, JUAN / CORTES, JULIAN (50	8	72	72	72	72	72	72	72	72	72	72	72	72	72	72	72	72	72	72	72	72	72	72	72	72
SANCHEZ, RAUL/SOLE, JORDI (72)	9	22	22	22	22	22	22	31	31	31	31	31	31	31	31	31	31	31	31	31	31	31	31	31	31
SERRANO, AARON/MARTINEZ,XAVI (10	43	43	43	43	50	31	31	50	50	50	50	87	87	87	87	87	87	87	87	87	87	87	87	87
REXACH, PERE / MANDRI, JOSEP (13	11	50	50	50	50	31	50	50	87	87	87	87	50	50	43	43	43	43	43	43	50	50	50	50	43
SERRA, PERE / SALA, MARC (23)	12	87	31	31	31	87	87	87	43	43	43	43	43	43	50	50	50	50	50	50	43	43	43	43	50
CAMPOS, RUBEN / BIGAS, DAVID (11	13	31	87	87	87	43	43	43	11	11	11	11	11	13	13	13	13	13	13	13	13	13	11	11	11
BOIX, CESAR / SANCHEZ, MIQUEL A.	14	11	11	11	11	11	11	13	13	13	13	13	13	11	11	11	11	11	11	11	11	13	13	13	13
NUALART, JORDI / VILA, BENJAMI (4:	15	14	13	13	13	13	13	22	29	14	14	14	14	14	14	29	14	14	22	22	22	22	22	22	22
MORA, XAVIER / BUSQUETS, ALEX (2	16	13	29	29	29	29	29	29	14	29	29	29	29	29	29	14	22	22	14	14	14	14	14	14	14
ROCA, JORDI / ANIEVAS, CARLES (25	17	29	14	14	14	14	14	14	22	22	22	22	22	22	22	29	29	29	29	29	29	29	29	29	29
MARGENS, JOAN / GIBERT, ELIA (55)	18	55	55	55	55	55	55	55	55	55	55	55	55	55	55	55	55	55	55	55	55	55	55	53	53
CLOTET, XAVIER / CLOTET, SERGI (8:	19	53	53	53	53	53	53	53	53	53	53	53	53	53	53	53	53	53	53	53	53	53	55	55	55
LUENGO, RUBEN / RODRIGUEZ, ALBE	20	23	23	23	23	23	23	23	23	23	23	23	23	23	23	23	23	23	23	23	23	23	23	23	23

Challenge Ciclomotors. Polea Camp Cunit

Vuelta a vuelta

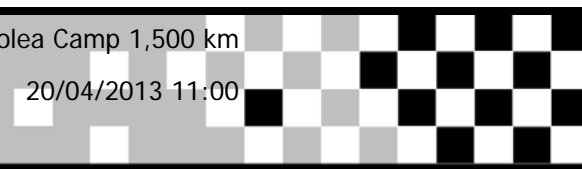
3 Hores

Circuit Polea Camp 1,500 km

Classificacio 3 Hores. FINAL

20/04/2013 11:00

Carrera (3:00:00 Tiempo) iniciado a 10:55:43



Competidores	Vueltas																								
	50	51	52	53	54	55	56	57	58	59	60	61	62	63	64	65	66	67	68	69	70	71	72	73	74
MENA, ORIOL / BATLLES, ANDREU (6)	1	6	6	6	6	6	6	6	6	6	6	6	6	6	6	6	6	6	6	6	6	6	6	6	6
ESTEBAN, ALBERT / MARTINEZ, MAR	2	1	1	1	1	1	1	1	1	1	1	1	1	1	1	1	1	1	1	1	1	1	1	1	1
PERALES, ANGEL / ROMERO, ANTONI	3	2	2	2	2	2	2	2	2	2	2	2	2	2	2	2	2	2	2	2	2	2	2	2	2
CALMET, MARC / BALLUS, ROGER (9)	4	9	9	9	9	9	10	10	10	10	10	10	10	10	10	10	10	10	10	10	10	10	10	10	10
ARABIA, JORDI / GARCIA, NICOLAS (5	10	10	10	10	10	69	69	24	24	24	24	24	24	24	24	24	24	24	24	24	24	24	24	24
SOLIS, FCO J./ DE LOS SANTOS, DAV	6	69	69	69	69	69	24	24	69	69	69	69	69	69	69	69	69	69	69	69	69	69	69	69	69
AMATRIAIN, JAVIER / PEREZ, ALBERT	7	24	24	24	24	24	9	9	9	9	9	9	9	9	9	9	9	9	9	9	9	9	9	9	9
GARCIA, JUAN / CORTES, JULIAN (50	8	72	72	72	72	72	72	72	31	31	31	31	31	31	31	31	31	31	31	31	31	31	31	31	31
SANCHEZ, RAUL/SOLE, JORDI (72)	9	31	31	31	31	31	31	31	72	72	72	72	72	72	72	72	72	72	72	72	72	72	72	72	72
SERRANO, AARON/MARTINEZ,XAVI (10	87	87	87	87	87	87	87	87	87	87	87	87	87	87	87	87	87	87	87	87	87	87	87	87
REXACH, PERE / MANDRI, JOSEP (13	11	50	50	50	50	50	50	50	50	50	50	50	50	50	50	50	50	50	50	50	50	50	50	50	50
SERRA, PERE / SALA, MARC (23)	12	43	43	43	43	43	43	43	43	43	43	43	43	43	43	43	43	43	43	43	43	43	43	43	43
CAMPOS, RUBEN / BIGAS, DAVID (11	13	11	11	11	11	11	11	11	11	11	11	11	11	11	13	13	13	13	13	13	13	13	13	13	13
BOIX, CESAR / SANCHEZ, MIQUEL A.	14	13	13	13	13	13	13	13	13	13	13	13	13	13	14	14	14	14	14	14	22	22	22	22	22
NUALART, JORDI / VILA, BENJAMI (4:	15	22	22	22	22	22	22	22	14	14	14	14	14	14	22	22	22	22	22	22	14	14	14	14	14
MORA, XAVIER / BUSQUETS, ALEX (2	16	14	14	14	14	14	14	14	22	22	22	22	22	22	29	29	29	11	11	11	11	11	11	11	11
ROCA, JORDI / ANIEVAS, CARLES (25	17	29	29	29	29	29	29	29	29	29	29	29	29	29	11	11	11	29	29	29	29	53	53	53	53
MARGENS, JOAN / GIBERT, ELIA (55)	18	53	53	53	53	53	53	53	53	53	53	53	53	53	53	53	53	53	53	53	29	55	55	55	55
CLOTET, XAVIER / CLOTET, SERGI (8:	19	55	55	55	55	55	55	55	55	55	55	55	55	55	55	55	55	55	55	55	55	55	55	55	55
LUENGO, RUBEN / RODRIGUEZ, ALBE	20	23	23	23	23	23	23	23	23	23	23	23	23	23	23	23	23	23	23	23	29	29	29	29	29

Challenge Ciclomotors. Polea Camp Cunit

Vuelta a vuelta

3 Hores

Circuit Polea Camp 1,500 km

Classificacio 3 Hores. FINAL

20/04/2013 11:00

Carrera (3:00:00 Tiempo) iniciado a 10:55:43

Competidores	Vueltas														
	75	76	77	78	79	80	81	82	83	84	85	86	87	88	89
MENA, ORIOL / BATLLES, ANDREU (6)	1	6	6	6	6	6	6	6	6	6	6	6	6	6	6
ESTEBAN, ALBERT / MARTINEZ, MAR	2	1	1	1	1	1	1	1	1	1	1	1	1	1	1
PERALES, ANGEL / ROMERO, ANTONI	3	2	2	2	2	2	2	2	2	2	2	2	2	2	2
CALMET, MARC / BALLUS, ROGER (9)	4	10	10	10	10	10	10	10	10	10	10	10	10	10	10
ARABIA, JORDI / GARCIA, NICOLAS (5	24	24	24	24	69	69	69	69	69	69	69	69	69	69
SOLIS, FCO J./ DE LOS SANTOS, DAV	6	69	69	69	69	24	24	9	9	9	9	9	9	9	9
AMATRIAIN, JAVIER / PEREZ, ALBERT	7	9	9	9	9	9	9	24	24	24	24	24	24	24	24
GARCIA, JUAN / CORTES, JULIAN (50)	8	72	72	72	72	72	72	72	72	72	72	72	72	72	72
SANCHEZ, RAUL/SOLE, JORDI (72)	9	87	87	87	87	87	87	87	87	87	87	87	87	87	87
SERRANO, AARON/MARTINEZ,XAVI (10	31	50	50	50	50	50	50	50	50	50	50	50	50	50
REXACH, PERE / MANDRI, JOSEP (13)	11	50	43	43	43	43	43	43	43	43	43	43	43	43	43
SERRA, PERE / SALA, MARC (23)	12	43	31	31	31	31	31	31	31	31	31	31	31	31	31
CAMPOS, RUBEN / BIGAS, DAVID (11)	13	13	13	13	13	13	13	13	13	13	13	13	13	13	13
BOIX, CESAR / SANCHEZ, MIQUEL A.	14	22	22	22	22	22	22	22	22	22	22	22	22	22	22
NUALART, JORDI / VILA, BENJAMI (4:	15	14	14	14	14	14	14	14	14	14	14	14	14	14	14
MORA, XAVIER / BUSQUETS, ALEX (2	16	11	11	11	11	11	11	11	11	11	11	11	11	11	11
ROCA, JORDI / ANIEVAS, CARLES (25	17	53	53	53	53	53	53	53	53	53	53	53	53	53	53
MARGENS, JOAN / GIBERT, ELIA (55)	18	18	18	18	18	18	18	18	18	18	18	18	18	18	18
CLOTET, XAVIER / CLOTET, SERGI (8:	19	19	19	19	19	19	19	19	19	19	19	19	19	19	19
LUENGO, RUBEN / RODRIGUEZ, ALBE	20	20	20	20	20	20	20	20	20	20	20	20	20	20	20

Challenge Ciclomotors. Polea Camp Cunit

3 Hores

Circuit Polea Camp 1,500 km

Classificacio 3 Hores. FINAL

20/04/2013 11:00

Carrera (3:00:00 Tiempo) iniciado a 10:55:43

Lap	Lap Tm	Diff	Time of Day	Lap	Lap Tm	Diff	Time of Day	Lap	Lap Tm	Diff	Time of Day
(6) MENA, ORIOL / BATLLES, ANDREU				65	2:03.453	+6.850	13:08:09.481	40	2:05.285	+6.237	12:19:10.437
1	1:58.813	+2.210	10:58:56.340	66	2:02.690	+6.087	13:10:12.171	41	2:03.122	+4.074	12:21:13.559
2	1:59.033	+2.430	11:00:55.373	67	2:00.489	+3.886	13:12:12.660	42	2:01.737	+2.689	12:23:15.296
3	1:57.119	+0.516	11:02:52.492	68	1:59.090	+2.487	13:14:11.750	43	2:03.370	+4.322	12:25:18.666
4	1:58.531	+1.928	11:04:51.023	69	2:02.497	+5.894	13:16:14.247	44	2:38.969	+39.921	12:27:57.635
5	1:59.030	+2.427	11:06:50.053	70	2:04.181	+7.578	13:18:18.428	45	2:02.762	+3.714	12:30:00.397
6	1:59.291	+2.688	11:08:49.344	71	2:00.932	+4.329	13:20:19.360	46	2:04.784	+5.736	12:32:05.181
7	2:00.263	+3.660	11:10:49.607	72	1:58.854	+2.251	13:22:18.214	47	2:08.201	+9.153	12:34:13.382
8	2:00.698	+4.095	11:12:50.305	73	2:08.152	+11.549	13:24:26.366	48	2:03.676	+4.628	12:36:17.058
9	2:00.357	+3.754	11:14:50.662	74	2:14.652	+18.049	13:26:41.018	49	2:02.810	+3.762	12:38:19.868
10	1:57.258	+0.655	11:16:47.920	75	1:59.928	+3.325	13:28:40.946	50	2:02.693	+3.645	12:40:22.561
11	1:57.181	+0.578	11:18:45.101	76	2:06.320	+9.717	13:30:47.266	51	2:09.862	+10.814	12:42:32.423
12	1:56.901	+0.298	11:20:42.002	77	2:01.356	+4.753	13:32:48.622	52	2:09.095	+10.047	12:44:41.518
13	1:57.263	+0.660	11:22:39.265	78	1:59.915	+3.312	13:34:48.537	53	2:09.986	+10.938	12:46:51.504
14	1:57.080	+0.477	11:24:36.345	79	2:01.981	+5.378	13:36:50.518	54	2:04.127	+5.079	12:48:55.631
15	1:59.202	+2.599	11:26:35.547	80	2:01.618	+5.015	13:38:52.136	55	2:03.710	+4.662	12:50:59.341
16	1:58.870	+2.267	11:28:34.417	81	2:04.583	+7.980	13:40:56.719	56	2:04.975	+5.927	12:53:04.316
17	2:00.484	+3.881	11:30:34.901	82	2:03.852	+7.249	13:43:00.571	57	2:05.436	+6.388	12:55:09.752
18	2:00.862	+4.259	11:32:35.763	83	2:07.145	+10.542	13:45:07.716	58	2:02.939	+3.891	12:57:12.691
19	2:05.612	+9.009	11:34:41.375	84	2:03.276	+6.673	13:47:10.992	59	2:03.700	+4.652	12:59:16.391
20	1:57.831	+1.228	11:36:39.206	85	2:03.522	+6.919	13:49:14.514	60	2:06.064	+7.016	13:01:22.455
21	1:57.288	+0.685	11:38:36.494	86	2:04.051	+7.448	13:51:18.565	61	2:02.264	+3.216	13:03:24.719
22	1:58.684	+2.081	11:40:35.178	87	2:13.080	+16.477	13:53:31.645	62	2:03.855	+4.807	13:05:28.574
23	1:59.335	+2.732	11:42:34.513	88	2:03.284	+6.681	13:55:34.929	63	2:04.598	+5.550	13:07:33.172
24	2:00.040	+3.437	11:44:34.553	89	2:06.382	+9.779	13:57:41.311	64	2:02.838	+3.790	13:09:36.010
25	1:56.603		11:46:31.156	(2) ARABIA, JORDI / GARCIA, NICOLAS				65	2:05.563	+6.515	13:11:41.573
26	1:59.984	+3.381	11:48:31.140	1	2:04.848	+5.800	10:59:11.698	66	2:12.824	+13.776	13:13:54.397
27	1:57.532	+0.929	11:50:28.672	2	2:04.904	+5.856	11:01:16.602	67	2:05.529	+6.481	13:15:59.926
28	1:58.318	+1.715	11:52:26.990	3	2:06.241	+7.193	11:03:22.843	68	2:03.775	+4.727	13:18:03.701
29	2:00.386	+3.783	11:54:27.376	4	2:02.960	+3.912	11:05:25.803	69	2:01.944	+2.896	13:20:05.645
30	2:08.639	+12.036	11:56:36.015	5	2:03.202	+4.154	11:07:29.005	70	2:02.683	+3.635	13:22:08.328
31	2:00.863	+4.260	11:58:36.878	6	2:03.692	+4.644	11:09:32.697	71	2:03.594	+4.546	13:24:11.922
32	2:00.424	+3.821	12:00:37.302	7	2:19.631	+20.583	11:11:52.328	72	2:00.889	+1.841	13:26:12.811
33	1:59.109	+2.506	12:02:36.411	8	2:00.117	+1.069	11:13:52.445	73	2:03.669	+4.621	13:28:16.480
34	1:59.406	+2.803	12:04:35.817	9	2:01.407	+2.359	11:15:53.852	74	2:02.290	+3.242	13:30:18.770
35	2:00.432	+3.829	12:06:36.249	10	2:02.556	+3.508	11:17:56.408	75	2:01.036	+1.988	13:32:19.806
36	2:05.700	+9.097	12:08:41.949	11	2:05.102	+6.054	11:20:01.510	76	2:02.815	+3.767	13:34:22.621
37	2:00.957	+4.354	12:10:42.906	12	2:05.633	+6.585	11:22:07.143	77	2:04.705	+5.657	13:36:27.326
38	2:01.451	+4.848	12:12:44.357	13	2:04.586	+5.538	11:24:11.729	78	2:04.270	+5.222	13:38:31.596
39	2:01.463	+4.860	12:14:45.820	14	2:06.254	+7.206	11:26:17.983	79	2:01.317	+2.269	13:40:32.913
40	2:02.539	+5.936	12:16:48.359	15	2:02.852	+3.804	11:28:20.835	80	2:04.355	+5.307	13:42:37.268
41	2:05.432	+8.829	12:18:53.791	16	2:02.544	+3.496	11:30:23.379	81	2:03.193	+4.145	13:44:40.461
42	2:02.711	+6.108	12:20:56.502	17	2:01.967	+2.919	11:32:25.346	82	2:02.089	+3.041	13:46:42.550
43	2:05.589	+8.986	12:23:02.091	18	2:02.079	+3.031	11:34:27.425	83	2:05.119	+6.071	13:48:47.669
44	2:03.698	+7.095	12:25:05.789	19	2:00.988	+1.940	11:36:28.413	84	2:05.159	+6.111	13:50:52.828
45	2:38.694	+42.091	12:27:44.483	20	2:01.198	+2.150	11:38:29.611	85	2:01.151	+2.103	13:52:53.979
46	2:00.025	+3.422	12:29:44.508	21	2:01.557	+2.509	11:40:31.168	86	2:01.586	+2.538	13:54:55.565
47	1:58.922	+2.319	12:31:43.430	22	2:13.183	+14.135	11:42:44.351	87	2:02.807	+3.759	13:56:58.372
48	1:59.261	+2.658	12:33:42.691	23	2:05.471	+6.423	11:44:49.822	(10) AMATRIAIN, JAVIER / PEREZ, ALBERTO			
49	2:00.668	+4.065	12:35:43.359	24	2:01.870	+2.822	11:46:51.692	1	2:08.546	+7.921	10:59:20.585
50	2:09.800	+13.197	12:37:53.159	25	2:01.063	+2.015	11:48:52.755	2	2:04.767	+4.142	11:01:25.352
51	2:01.147	+4.544	12:39:54.306	26	2:02.809	+3.761	11:50:55.564	3	2:13.930	+13.305	11:03:39.282
52	2:00.020	+3.417	12:41:54.326	27	2:01.199	+2.151	11:52:56.763	4	2:05.003	+4.378	11:05:44.285
53	2:01.516	+4.913	12:43:55.842	28	2:01.801	+2.753	11:54:58.564	5	2:04.546	+3.921	11:07:48.831
54	1:59.165	+2.562	12:45:55.007	29	1:59.140	+0.092	11:56:57.704	6	2:03.782	+3.157	11:09:52.613
55	1:58.570	+1.967	12:47:53.577	30	2:00.226	+1.178	11:58:57.930	7	2:05.087	+4.462	11:11:57.700
56	1:58.901	+2.298	12:49:52.478	31	2:01.955	+2.907	12:00:59.885	8	2:03.492	+2.867	11:14:01.192
57	2:01.393	+4.790	12:51:53.871	32	1:59.612	+0.564	12:02:59.497	9	2:02.244	+1.619	11:16:03.436
58	2:02.212	+5.609	12:53:56.083	33	1:59.048		12:04:58.545	10	2:04.019	+3.394	11:18:07.455
59	2:03.425	+6.822	12:55:59.508	34	1:59.574	+0.526	12:06:58.119	11	2:05.765	+5.140	11:20:13.220
60	2:01.269	+4.666	12:58:00.777	35	2:00.192	+1.144	12:08:58.311	12	2:05.879	+5.254	11:22:19.099
61	2:01.368	+4.765	13:00:02.145	36	2:00.566	+1.518	12:10:58.877	13	2:04.600	+3.975	11:24:23.699
62	2:01.528	+4.925	13:02:03.673	37	2:02.529	+3.481	12:13:01.406	14	2:03.649	+3.024	11:26:27.348
63	2:01.635	+5.032	13:04:05.308	38	2:04.060	+5.012	12:15:05.466	15	2:04.813	+4.188	11:28:32.161
64	2:00.720	+4.117	13:06:06.028	39	1:59.686	+0.638	12:17:05.152	16	2:05.774	+5.149	11:30:37.935

Jefe de cronometraje Nando Ribé

Orbits

Director de Carrera Pato Tarradas



SEGUROS
Ges

www.mylaps.com

Licenciado a: Nando.Crono

Challenge Ciclomotors. Polea Camp Cunit

3 Hores

Circuit Polea Camp 1,500 km

Classificacio 3 Hores. FINAL

20/04/2013 11:00

Carrera (3:00:00 Tiempo) iniciado a 10:55:43

Lap	Lap Tm	Diff	Time of Day	Lap	Lap Tm	Diff	Time of Day	Lap	Lap Tm	Diff	Time of Day
17	2:07.223	+6.598	11:32:45.158	83	2:02.706	+2.081	13:50:46.337	61	2:02.455	+4.640	13:02:26.950
18	2:15.472	+14.847	11:35:00.630	84	2:03.741	+3.116	13:52:50.078	62	2:05.396	+7.581	13:04:32.346
19	2:04.731	+4.106	11:37:05.361	85	2:02.155	+1.530	13:54:52.233	63	2:04.068	+6.253	13:06:36.414
20	2:03.520	+2.895	11:39:08.881	86	2:04.511	+3.886	13:56:56.744	64	2:03.210	+5.395	13:08:39.624
21	2:05.718	+5.093	11:41:14.599	(1) LUENGO, RUBEN / RODRIGUEZ, ALBERTO				65	2:12.152	+14.337	13:10:51.776
22	2:15.323	+14.698	11:43:29.922	1	2:08.975	+11.160	10:59:36.239	66	2:00.153	+2.338	13:12:51.929
23	2:06.140	+5.515	11:45:36.062	2	2:08.312	+10.497	11:01:44.551	67	2:00.565	+2.750	13:14:52.494
24	2:04.141	+3.516	11:47:40.203	3	2:06.350	+8.535	11:03:50.901	68	1:58.635	+0.820	13:16:51.129
25	2:04.481	+3.856	11:49:44.684	4	2:03.604	+5.789	11:05:54.505	69	2:02.103	+4.288	13:18:53.232
26	2:04.233	+3.608	11:51:48.917	5	2:03.126	+5.311	11:07:57.631	70	2:00.567	+2.752	13:20:53.799
27	2:00.662	+0.037	11:53:49.579	6	2:01.716	+3.901	11:09:59.347	71	2:03.548	+5.733	13:22:57.347
28	2:06.010	+5.385	11:55:55.589	7	2:00.883	+3.068	11:12:00.230	72	2:03.049	+5.234	13:25:00.396
29	2:00.625		11:57:56.214	8	2:02.257	+4.442	11:14:02.487	73	2:01.342	+3.527	13:27:01.738
30	2:02.657	+2.032	11:59:58.871	9	2:02.745	+4.930	11:16:05.232	74	2:04.053	+6.238	13:29:05.791
31	2:01.100	+0.475	12:01:59.971	10	2:03.347	+5.532	11:18:08.579	75	2:04.348	+6.533	13:31:10.139
32	2:01.595	+0.970	12:04:01.566	11	2:02.447	+4.632	11:20:11.026	76	2:04.875	+7.060	13:33:15.014
33	2:01.119	+0.494	12:06:02.685	12	2:01.184	+3.369	11:22:12.210	77	2:02.859	+5.044	13:35:17.873
34	2:03.110	+2.485	12:08:05.795	13	2:01.429	+3.614	11:24:13.639	78	2:02.707	+4.892	13:37:20.580
35	2:04.548	+3.923	12:10:10.343	14	2:06.183	+8.368	11:26:19.822	79	2:02.766	+4.951	13:39:23.346
36	2:03.109	+2.484	12:12:13.452	15	2:04.627	+6.812	11:28:24.449	80	2:02.190	+4.375	13:41:25.536
37	2:01.225	+0.600	12:14:14.677	16	2:05.153	+7.338	11:30:29.602	81	2:03.035	+5.220	13:43:28.571
38	2:01.273	+0.648	12:16:15.950	17	2:04.747	+6.932	11:32:34.349	82	2:03.183	+5.368	13:45:31.754
39	2:01.761	+1.136	12:18:17.711	18	2:01.971	+4.156	11:34:36.320	83	2:04.569	+6.754	13:47:36.323
40	2:02.114	+1.489	12:20:19.825	19	1:59.603	+1.788	11:36:35.923	84	2:05.655	+7.840	13:49:41.978
41	2:04.639	+4.014	12:22:24.464	20	2:00.361	+2.546	11:38:36.284	85	2:04.503	+6.688	13:51:46.481
42	2:04.581	+3.956	12:24:29.045	21	2:08.872	+11.057	11:40:45.156	86	2:03.455	+5.640	13:53:49.936
43	2:05.651	+5.026	12:26:34.696	22	2:02.035	+4.220	11:42:47.191	87	2:06.873	+9.058	13:55:56.809
44	2:37.137	+36.512	12:29:11.833	23	2:04.507	+6.692	11:44:51.698	(69) ESTEBAN, ALBERT / MARTINEZ, MARC			
45	2:03.343	+2.718	12:31:15.176	24	2:01.496	+3.681	11:46:53.194	1	2:05.574	+4.616	10:59:07.921
46	2:04.662	+4.037	12:33:19.838	25	1:58.891	+1.076	11:48:52.085	2	2:05.707	+4.749	11:01:13.628
47	2:06.653	+6.028	12:35:26.491	26	2:02.702	+4.887	11:50:54.787	3	2:05.767	+4.809	11:03:19.395
48	2:07.137	+6.512	12:37:33.628	27	1:58.426	+0.611	11:52:53.213	4	2:03.809	+2.851	11:05:23.204
49	2:06.904	+6.279	12:39:40.532	28	2:00.800	+2.985	11:54:54.013	5	2:04.305	+3.347	11:07:27.509
50	2:07.557	+6.932	12:41:48.089	29	2:01.326	+3.511	11:56:55.339	6	2:03.691	+2.733	11:09:31.200
51	2:01.594	+0.969	12:43:49.683	30	1:59.568	+1.753	11:58:54.907	7	2:04.806	+3.848	11:11:36.006
52	2:03.828	+3.203	12:45:53.511	31	2:02.903	+5.088	12:00:57.810	8	2:04.609	+3.651	11:13:40.615
53	2:07.176	+6.551	12:48:00.687	32	2:00.575	+2.760	12:02:58.385	9	2:06.180	+5.222	11:15:46.795
54	2:05.853	+5.228	12:50:06.540	33	1:57.815		12:04:56.200	10	2:06.173	+5.215	11:17:52.968
55	2:05.149	+4.524	12:52:11.689	34	1:59.025	+1.210	12:06:55.225	11	2:08.047	+7.089	11:20:01.015
56	2:05.664	+5.039	12:54:17.353	35	2:00.787	+2.972	12:08:56.012	12	2:04.690	+3.732	11:22:05.705
57	2:06.890	+6.265	12:56:24.243	36	2:01.916	+4.101	12:10:57.928	13	2:04.949	+3.991	11:24:10.654
58	2:03.520	+2.895	12:58:27.763	37	2:01.813	+3.998	12:12:59.741	14	2:06.173	+5.215	11:26:16.827
59	2:05.920	+5.295	13:00:33.683	38	1:59.193	+1.378	12:14:58.934	15	2:03.213	+2.255	11:28:20.040
60	2:05.660	+5.035	13:02:39.343	39	1:59.937	+2.122	12:16:58.871	16	2:09.012	+8.054	11:30:29.052
61	2:05.038	+4.413	13:04:44.381	40	2:03.476	+5.661	12:19:02.347	17	2:06.060	+5.102	11:32:35.112
62	2:08.540	+7.915	13:06:52.921	41	2:01.045	+3.230	12:21:03.392	18	2:05.764	+4.806	11:34:40.876
63	2:10.263	+9.638	13:09:03.184	42	1:59.551	+1.736	12:23:02.943	19	2:07.029	+6.071	11:36:47.905
64	2:20.889	+20.264	13:11:24.073	43	2:00.888	+3.073	12:25:03.831	20	2:06.492	+5.534	11:38:54.397
65	2:07.301	+6.676	13:13:31.374	44	2:00.047	+2.232	12:27:03.878	21	2:06.406	+5.448	11:41:00.803
66	2:03.292	+2.667	13:15:34.666	45	2:40.202	+42.387	12:29:44.080	22	2:07.120	+6.162	11:43:07.923
67	2:06.407	+5.782	13:17:41.073	46	1:59.265	+1.450	12:31:43.345	23	2:09.154	+8.196	11:45:17.077
68	2:06.214	+5.589	13:19:47.287	47	1:59.671	+1.856	12:33:43.016	24	2:21.778	+20.820	11:47:38.855
69	2:03.696	+3.071	13:21:50.983	48	2:03.883	+6.068	12:35:46.899	25	2:04.371	+3.413	11:49:43.226
70	2:04.887	+4.262	13:23:55.870	49	2:03.812	+5.997	12:37:50.711	26	2:01.257	+0.299	11:51:44.483
71	2:04.484	+3.859	13:26:00.354	50	2:01.024	+3.209	12:39:51.735	27	2:01.496	+0.538	11:53:45.979
72	2:03.342	+2.717	13:28:03.696	51	2:01.832	+4.017	12:41:53.567	28	2:24.056	+23.098	11:56:10.035
73	2:02.004	+1.379	13:30:05.700	52	2:00.748	+2.933	12:43:54.315	29	2:13.302	+12.344	11:58:23.337
74	2:03.121	+2.496	13:32:08.821	53	2:00.820	+3.005	12:45:55.135	30	2:02.842	+1.884	12:00:26.179
75	2:02.769	+2.144	13:34:11.590	54	2:03.531	+5.716	12:47:58.666	31	2:00.958		12:02:27.137
76	2:03.919	+3.294	13:36:15.509	55	2:01.928	+4.113	12:50:00.594	32	2:15.421	+14.463	12:04:42.558
77	2:05.651	+5.026	13:38:21.160	56	2:14.535	+16.720	12:52:15.129	33	2:03.356	+2.398	12:06:45.914
78	2:06.047	+5.422	13:40:27.207	57	2:03.445	+5.630	12:54:18.574	34	2:04.220	+3.262	12:08:50.134
79	2:04.056	+3.431	13:42:31.263	58	2:02.773	+4.958	12:56:21.347	35	2:05.802	+4.844	12:10:55.936
80	2:06.486	+5.861	13:44:37.749	59	2:00.579	+2.764	12:58:21.926	36	2:08.120	+7.162	12:13:04.056
81	2:04.223	+3.598	13:46:41.972	60	2:02.569	+4.754	13:00:24.495	37	2:06.712	+5.754	12:15:10.768
82	2:01.659	+1.034	13:48:43.631								

Jefe de cronometraje Nando Ribé

Director de Carrera Pato Tarradas



SEGUROS
Ges

www.mylaps.com

Licenciado a: Nando.Crono

Challenge Ciclomotors. Polea Camp Cunit

3 Hores

Circuit Polea Camp 1,500 km

Classificació 3 Hores. FINAL

20/04/2013 11:00

Carrera (3:00:00 Tiempo) iniciado a 10:55:43

Lap	Lap Tm	Diff	Time of Day
65	2:06.465	+5.050	13:16:09.888
66	2:07.759	+6.344	13:18:17.647
67	2:08.635	+7.220	13:20:26.282
68	2:07.689	+6.274	13:22:33.971
69	2:06.348	+4.933	13:24:40.319
70	2:09.358	+7.943	13:26:49.677
71	2:13.905	+12.490	13:29:03.582
72	2:11.641	+10.226	13:31:15.223
73	2:10.772	+9.357	13:33:25.995
74	2:05.776	+4.361	13:35:31.771
75	2:05.054	+3.639	13:37:36.825
76	2:06.006	+4.591	13:39:42.831
77	2:06.589	+5.174	13:41:49.420
78	2:05.284	+3.869	13:43:54.704
79	3:17.337	+1:15.922	13:47:12.041
80	2:05.947	+4.532	13:49:17.988
81	2:48.179	+46.764	13:52:06.167
82	2:05.769	+4.354	13:54:11.936
83	2:08.605	+7.190	13:56:20.541

(72) SANCHEZ, RAUL/SOLE, JORDI

Lap	Lap Tm	Diff	Time of Day
1	2:15.574	+10.535	10:59:30.683
2	2:11.642	+6.603	11:01:42.325
3	2:06.182	+1.143	11:03:48.507
4	2:06.548	+1.509	11:05:55.055
5	2:07.166	+2.127	11:08:02.221
6	2:07.694	+2.655	11:10:09.915
7	2:08.197	+3.158	11:12:18.112
8	2:08.092	+3.053	11:14:26.204
9	2:06.917	+1.878	11:16:33.121
10	2:06.664	+1.625	11:18:39.785
11	2:07.720	+2.681	11:20:47.505
12	2:08.017	+2.978	11:22:55.522
13	2:09.008	+3.969	11:25:04.530
14	2:11.556	+6.517	11:27:16.086
15	2:22.143	+17.104	11:29:38.229
16	2:11.700	+6.661	11:31:49.929
17	2:10.513	+5.474	11:34:00.442
18	2:09.260	+4.221	11:36:09.702
19	2:09.125	+4.086	11:38:18.827
20	2:09.833	+4.794	11:40:28.660
21	2:17.414	+12.375	11:42:46.074
22	2:11.950	+6.911	11:44:58.024
23	2:15.080	+10.041	11:47:13.104
24	2:10.779	+5.740	11:49:23.883
25	2:10.426	+5.387	11:51:34.309
26	2:14.496	+9.457	11:53:48.805
27	2:10.418	+5.379	11:55:59.223
28	2:09.056	+4.017	11:58:08.279
29	2:08.234	+3.195	12:00:16.513
30	2:29.392	+24.353	12:02:45.905
31	2:08.891	+3.852	12:04:54.796
32	2:07.237	+2.198	12:07:02.033
33	2:07.014	+1.975	12:09:09.047
34	2:08.779	+3.740	12:11:17.826
35	2:05.466	+0.427	12:13:23.292
36	2:05.716	+0.677	12:15:29.008
37	2:14.383	+9.344	12:17:43.391
38	2:07.254	+2.215	12:19:50.645
39	2:09.189	+4.150	12:21:59.834
40	2:09.118	+4.079	12:24:08.952
41	2:10.202	+5.163	12:26:19.154
42	2:59.366	+54.327	12:29:18.520
43	2:11.079	+6.040	12:31:29.599
44	2:10.505	+5.466	12:33:40.104
45	2:14.217	+9.178	12:35:54.321

Lap	Lap Tm	Diff	Time of Day
46	2:09.871	+4.832	12:38:04.192
47	2:11.522	+6.483	12:40:15.714
48	2:13.013	+7.974	12:42:28.727
49	2:11.883	+6.844	12:44:40.610
50	2:14.591	+9.552	12:46:55.201
51	2:10.466	+5.427	12:49:05.667
52	2:11.402	+6.363	12:51:17.069
53	2:11.730	+6.691	12:53:28.799
54	2:12.911	+7.872	12:55:41.710
55	2:12.780	+7.741	12:57:54.490
56	2:12.252	+7.213	13:00:06.742
57	2:11.758	+6.719	13:02:18.500
58	2:22.504	+17.465	13:04:41.004
59	2:11.515	+6.476	13:06:52.519
60	2:15.520	+10.481	13:09:08.039
61	2:09.703	+4.664	13:11:17.742
62	2:05.985	+0.946	13:13:23.727
63	2:08.043	+3.004	13:15:31.770
64	2:07.092	+2.053	13:17:38.862
65	2:05.287	+0.248	13:19:44.149
66	2:05.039		13:21:49.188
67	2:06.351	+1.312	13:23:55.539
68	2:14.868	+9.829	13:26:10.407
69	2:11.619	+6.580	13:28:22.026
70	2:09.218	+4.179	13:30:31.244
71	2:12.421	+7.382	13:32:43.665
72	2:38.384	+33.345	13:35:22.049
73	2:08.457	+3.418	13:37:30.506
74	2:07.862	+2.823	13:39:38.368
75	2:23.262	+18.223	13:42:01.630
76	2:08.190	+3.151	13:44:09.820
77	2:08.779	+3.740	13:46:18.599
78	2:13.871	+8.832	13:48:32.470
79	2:08.528	+3.489	13:50:40.998
80	2:13.606	+8.567	13:52:54.604
81	2:14.075	+9.036	13:55:08.679
82	2:11.715	+6.676	13:57:20.394

(87) CLOTET, XAVIER / CLOTET, SERGI

Lap	Lap Tm	Diff	Time of Day
1	2:25.443	+19.782	10:59:50.822
2	2:11.335	+5.674	11:02:02.157
3	2:13.344	+7.683	11:04:15.501
4	2:09.887	+4.226	11:06:25.388
5	2:10.978	+5.317	11:08:36.366
6	2:09.734	+4.073	11:10:46.100
7	2:11.202	+5.541	11:12:57.302
8	2:08.566	+2.905	11:15:05.868
9	2:10.435	+4.774	11:17:16.303
10	2:09.589	+3.928	11:19:25.892
11	2:07.769	+2.108	11:21:33.661
12	2:05.661		11:23:39.322
13	2:05.979	+0.318	11:25:45.301
14	2:07.089	+1.428	11:27:52.390
15	2:12.225	+6.564	11:30:04.615
16	2:28.064	+22.403	11:32:32.679
17	2:17.628	+11.967	11:34:50.307
18	2:55.701	+50.040	11:37:46.008
19	2:11.748	+6.087	11:39:57.756
20	2:07.638	+1.977	11:42:05.394
21	2:09.580	+3.919	11:44:14.974
22	2:08.652	+2.991	11:46:23.626
23	2:08.062	+2.401	11:48:31.688
24	2:16.864	+11.203	11:50:48.552
25	2:11.413	+5.752	11:52:59.965
26	2:18.116	+12.455	11:55:18.081
27	2:15.252	+9.591	11:57:33.333

Lap	Lap Tm	Diff	Time of Day
28	2:10.624	+4.963	11:59:43.957
29	2:23.167	+17.506	12:02:07.124
30	2:08.799	+3.138	12:04:15.923
31	2:11.850	+6.189	12:06:27.773
32	2:14.780	+9.119	12:08:42.553
33	2:08.077	+2.416	12:10:50.630
34	2:08.468	+2.807	12:12:59.098
35	2:09.886	+4.225	12:15:08.984
36	2:06.793	+1.132	12:17:15.777
37	2:09.414	+3.753	12:19:25.191
38	2:07.615	+1.954	12:21:32.806
39	2:10.849	+5.188	12:23:43.655
40	2:07.889	+2.228	12:25:51.544
41	2:09.568	+3.907	12:28:01.112
42	2:53.243	+47.582	12:30:54.355
43	2:08.077	+2.416	12:33:02.432
44	2:06.682	+1.021	12:35:09.114
45	2:10.719	+5.058	12:37:19.833
46	2:12.332	+6.671	12:39:32.165
47	2:14.625	+8.964	12:41:46.790
48	2:06.494	+0.833	12:43:53.284
49	2:09.670	+4.009	12:46:02.954
50	2:08.697	+3.036	12:48:11.651
51	2:08.115	+2.454	12:50:19.766
52	2:12.120	+6.459	12:52:31.886
53	2:11.477	+5.816	12:54:43.363
54	2:09.316	+3.655	12:56:52.679
55	2:14.551	+8.890	12:59:07.230
56	2:28.914	+23.253	13:01:36.144
57	2:13.075	+7.414	13:03:49.219
58	2:09.546	+3.885	13:05:58.765
59	2:08.436	+2.775	13:08:07.201
60	2:11.154	+5.493	13:10:18.355
61	2:08.102	+2.441	13:12:26.457
62	2:10.631	+4.970	13:14:37.088
63	2:08.130	+2.469	13:16:45.218
64	2:10.073	+4.412	13:18:55.291
65	2:12.122	+6.461	13:21:07.413
66	2:11.207	+5.546	13:23:18.620
67	2:10.658	+4.997	13:25:29.278
68	2:06.248	+0.587	13:27:35.526
69	2:07.795	+2.134	13:29:43.321
70	2:24.026	+18.365	13:32:07.347
71	2:08.741	+3.080	13:34:16.088
72	2:10.175	+4.514	13:36:26.263
73	2:08.626	+2.965	13:38:34.889
74	2:15.889	+10.228	13:40:50.778
75	2:08.263	+2.602	13:42:59.041
76	2:07.480	+1.819	13:45:06.521
77	2:07.543	+1.882	13:47:14.064
78	2:08.235	+2.574	13:49:22.299
79	2:10.568	+4.907	13:51:32.867
80	2:37.286	+31.625	13:54:10.153
81	2:10.552	+4.891	13:56:20.705

(50) GARCIA, JUAN / CORTES, JULIAN

Lap	Lap Tm	Diff	Time of Day
1	2:15.938	+6.670	10:59:30.498
2	2:12.287	+3.019	11:01:42.785
3	2:13.944	+4.676	11:03:56.729
4	2:10.560	+1.292	11:06:07.289
5	2:11.786	+2.518	11:08:19.075
6	2:10.984	+1.716	11:10:30.059
7	2:11.203	+1.935	11:12:41.262
8	2:23.678	+14.410	11:15:04.940
9	2:14.093	+4.825	11:17:19.033
10	2:13.246	+3.978	11:19:32.279

Jefe de cronometraje Nando Ribé

Director de Carrera Pato Tarradas



SEGUROS
Ges

www.mylaps.com

Licenciado a: Nando.Crono

Challenge Ciclomotors. Polea Camp Cunit

3 Hores

Circuit Polea Camp 1,500 km

Classificacio 3 Hores. FINAL

20/04/2013 11:00

Carrera (3:00:00 Tiempo) iniciado a 10:55:43

Lap	Lap Tm	Diff	Time of Day
11	2:11.288	+2.020	11:21:43.567
12	2:13.817	+4.549	11:23:57.384
13	2:09.268		11:26:06.652
14	2:10.951	+1.683	11:28:17.603
15	2:11.673	+2.405	11:30:29.276
16	2:15.527	+6.259	11:32:44.803
17	2:17.803	+8.535	11:35:02.606
18	2:15.963	+6.695	11:37:18.569
19	2:13.347	+4.079	11:39:31.916
20	2:20.901	+11.633	11:41:52.817
21	2:12.815	+3.547	11:44:05.632
22	2:11.573	+2.305	11:46:17.205
23	2:10.158	+0.890	11:48:27.363
24	2:11.834	+2.566	11:50:39.197
25	2:14.161	+4.893	11:52:53.358
26	2:13.743	+4.475	11:55:07.101
27	2:13.428	+4.160	11:57:20.529
28	2:10.634	+1.366	11:59:31.163
29	2:11.304	+2.036	12:01:42.467
30	2:13.422	+4.154	12:03:55.889
31	2:14.770	+5.502	12:06:10.659
32	2:12.741	+3.473	12:08:23.400
33	2:13.901	+4.633	12:10:37.301
34	2:13.943	+4.675	12:12:51.244
35	2:14.538	+5.270	12:15:05.782
36	2:17.064	+7.796	12:17:22.846
37	2:14.675	+5.407	12:19:37.521
38	2:51.014	+41.746	12:22:28.535
39	2:12.762	+3.494	12:24:41.297
40	2:13.775	+4.507	12:26:55.072
41	2:22.246	+12.978	12:29:17.318
42	2:11.952	+2.684	12:31:29.270
43	2:10.034	+0.766	12:33:39.304
44	2:14.372	+5.104	12:35:53.676
45	2:10.007	+0.739	12:38:03.683
46	2:12.408	+3.140	12:40:16.091
47	2:15.677	+6.409	12:42:31.768
48	2:15.113	+5.845	12:44:46.881
49	2:16.520	+7.252	12:47:03.401
50	2:16.542	+7.274	12:49:19.943
51	2:15.651	+6.383	12:51:35.594
52	2:16.095	+6.827	12:53:51.689
53	2:15.627	+6.359	12:56:07.316
54	2:11.746	+2.478	12:58:19.062
55	2:16.244	+6.976	13:00:35.306
56	2:15.875	+6.607	13:02:51.181
57	2:14.149	+4.881	13:05:05.330
58	2:13.888	+4.620	13:07:19.218
59	2:12.783	+3.515	13:09:32.001
60	2:16.516	+7.248	13:11:48.517
61	2:27.152	+17.884	13:14:15.669
62	2:17.747	+8.479	13:16:33.416
63	2:12.956	+3.688	13:18:46.372
64	2:15.686	+6.418	13:21:02.058
65	2:12.823	+3.555	13:23:14.881
66	2:14.917	+5.649	13:25:29.798
67	2:15.042	+5.774	13:27:44.840
68	2:13.280	+4.012	13:29:58.120
69	2:14.539	+5.271	13:32:12.659
70	2:14.802	+5.534	13:34:27.461
71	2:14.060	+4.792	13:36:41.521
72	2:17.624	+8.356	13:38:59.145
73	2:15.951	+6.683	13:41:15.096
74	2:19.365	+10.097	13:43:34.461
75	2:10.973	+1.705	13:45:45.434
76	2:14.351	+5.083	13:47:59.785

Lap	Lap Tm	Diff	Time of Day
77	2:13.554	+4.286	13:50:13.339
78	2:10.936	+1.668	13:52:24.275
79	2:14.159	+4.891	13:54:38.434
80	2:15.671	+6.403	13:56:54.105
(43) NUALART, JORDI / VILA, BENJAMI			
1	2:18.246	+12.687	10:59:40.668
2	2:15.545	+9.986	11:01:56.213
3	2:14.726	+9.167	11:04:10.939
4	2:13.670	+8.111	11:06:24.609
5	2:11.320	+5.761	11:08:35.929
6	2:15.114	+9.555	11:10:51.043
7	2:14.374	+8.815	11:13:05.417
8	2:15.616	+10.057	11:15:21.033
9	2:16.683	+11.124	11:17:37.716
10	2:16.711	+11.152	11:19:54.427
11	2:15.775	+10.216	11:22:10.202
12	2:19.905	+14.346	11:24:30.107
13	2:18.746	+13.187	11:26:48.853
14	2:23.056	+17.497	11:29:11.909
15	2:09.744	+4.185	11:31:21.653
16	2:11.777	+6.218	11:33:33.430
17	2:07.234	+1.675	11:35:40.664
18	2:05.592	+0.033	11:37:46.256
19	2:09.920	+4.361	11:39:56.176
20	2:05.559		11:42:01.735
21	2:09.619	+4.060	11:44:11.354
22	2:09.336	+3.777	11:46:20.690
23	2:09.023	+3.464	11:48:29.713
24	2:10.193	+4.634	11:50:39.906
25	2:07.704	+2.145	11:52:47.610
26	2:12.718	+7.159	11:55:00.328
27	2:12.935	+7.376	11:57:13.263
28	2:09.618	+4.059	11:59:22.881
29	2:54.618	+49.059	12:02:17.499
30	2:13.843	+8.284	12:04:31.342
31	2:13.044	+7.485	12:06:44.386
32	2:13.884	+8.325	12:08:58.270
33	2:15.609	+10.050	12:11:13.879
34	2:15.556	+9.997	12:13:29.435
35	2:13.040	+7.481	12:15:42.475
36	2:11.541	+5.982	12:17:54.016
37	2:14.073	+8.514	12:20:08.089
38	2:15.189	+9.630	12:22:23.278
39	2:14.342	+8.783	12:24:37.620
40	2:11.127	+5.568	12:26:48.747
41	2:11.827	+6.268	12:29:00.574
42	2:11.678	+6.119	12:31:12.252
43	2:23.855	+18.296	12:33:36.107
44	2:21.655	+16.096	12:35:57.762
45	2:10.696	+5.137	12:38:08.458
46	2:09.841	+4.282	12:40:18.299
47	2:14.590	+9.031	12:42:32.889
48	2:14.671	+9.112	12:44:47.560
49	2:14.075	+8.516	12:47:01.635
50	2:54.057	+48.498	12:49:55.692
51	2:20.703	+15.144	12:52:16.395
52	2:13.177	+7.618	12:54:29.572
53	2:16.243	+10.684	12:56:45.815
54	2:17.506	+11.947	12:59:03.321
55	2:10.649	+5.090	13:01:13.970
56	2:12.582	+7.023	13:03:26.552
57	2:57.821	+52.262	13:06:24.373
58	2:56.290	+50.731	13:09:20.663
59	2:17.696	+12.137	13:11:38.359
60	2:14.797	+9.238	13:13:53.156

Lap	Lap Tm	Diff	Time of Day
61	2:14.604	+9.045	13:16:07.760
62	2:13.365	+7.806	13:18:21.125
63	2:18.633	+13.074	13:20:39.758
64	2:13.881	+8.322	13:22:53.639
65	2:16.857	+11.298	13:25:10.496
66	2:14.844	+9.285	13:27:25.340
67	2:15.300	+9.741	13:29:40.640
68	2:14.643	+9.084	13:31:55.283
69	2:11.798	+6.239	13:34:07.081
70	2:26.520	+20.961	13:36:33.601
71	2:12.187	+6.628	13:38:45.788
72	2:13.439	+7.880	13:40:59.227
73	2:08.178	+2.619	13:43:07.405
74	2:11.489	+5.930	13:45:18.894
75	2:15.968	+10.409	13:47:34.862
76	2:09.891	+4.332	13:49:44.753
77	2:11.201	+5.642	13:51:55.954
78	2:10.149	+4.590	13:54:06.103
79	2:09.455	+3.896	13:56:15.558
(31) SERRANO, AARON/MARTINEZ,XAVI			
1	2:15.978	+10.366	10:59:32.217
2	2:15.771	+10.159	11:01:47.988
3	2:12.651	+7.039	11:04:00.639
4	2:11.961	+6.349	11:06:12.600
5	2:09.727	+4.115	11:08:22.327
6	2:08.345	+2.733	11:10:30.672
7	2:10.932	+5.320	11:12:41.604
8	2:12.062	+6.450	11:14:53.666
9	2:09.228	+3.616	11:17:02.894
10	2:06.936	+1.324	11:19:09.830
11	2:07.675	+2.063	11:21:17.505
12	2:11.005	+5.393	11:23:28.510
13	2:11.048	+5.436	11:25:39.558
14	2:09.581	+3.969	11:27:49.139
15	2:08.557	+2.945	11:29:57.696
16	2:13.724	+8.112	11:32:11.420
17	2:07.336	+1.724	11:34:18.756
18	2:10.106	+4.494	11:36:28.862
19	2:09.916	+4.304	11:38:38.778
20	2:12.736	+7.124	11:40:51.514
21	2:16.331	+10.719	11:43:07.845
22	3:30.403	+1:24.791	11:46:38.248
23	2:09.650	+4.038	11:48:47.898
24	2:09.439	+3.827	11:50:57.337
25	2:09.628	+4.016	11:53:06.965
26	2:09.968	+4.356	11:55:16.933
27	2:07.655	+2.043	11:57:24.588
28	2:09.936	+4.324	11:59:34.524
29	2:08.377	+2.765	12:01:42.901
30	2:08.455	+2.843	12:03:51.356
31	2:07.477	+1.865	12:05:58.833
32	2:05.825	+0.213	12:08:04.658
33	2:07.616	+2.004	12:10:12.274
34	2:08.483	+2.871	12:12:20.757
35	2:08.681	+3.069	12:14:29.438
36	2:07.323	+1.711	12:16:36.761
37	2:09.419	+3.807	12:18:46.180
38	2:06.407	+0.795	12:20:52.587
39	2:46.936	+41.324	12:23:39.523
40	2:09.120	+3.508	12:25:48.643
41	2:11.388	+5.776	12:28:00.031
42	2:12.745	+7.133	12:30:12.776
43	2:07.683	+2.071	12:32:20.459
44	2:14.856	+9.244	12:34:35.315
45	2:06.792	+1.180	12:36:42.107

Jefe de cronometraje Nando Ribé

Director de Carrera Pato Tarradas



SEGUROS
Ges

www.mylaps.com

Licenciado a: Nando.Crono

Challenge Ciclomotors. Polea Camp Cunit

3 Hores

Circuit Polea Camp 1,500 km

Classificacio 3 Hores. FINAL

20/04/2013 11:00

Carrera (3:00:00 Tiempo) iniciado a 10:55:43

Lap	Lap Tm	Diff	Time of Day
4	2:12.274	+4.030	11:06:15.792
5	2:18.223	+9.979	11:08:34.015
6	2:11.286	+3.042	11:10:45.301
7	2:24.670	+16.426	11:13:09.971
8	2:12.186	+3.942	11:15:22.157
9	2:12.432	+4.188	11:17:34.589
10	2:11.411	+3.167	11:19:46.000
11	2:14.047	+5.803	11:22:00.047
12	2:10.361	+2.117	11:24:10.408
13	2:13.723	+5.479	11:26:24.131
14	2:13.699	+5.455	11:28:37.830
15	2:31.779	+23.535	11:31:09.609
16	2:18.834	+10.590	11:33:28.443
17	2:18.359	+10.115	11:35:46.802
18	2:18.983	+10.739	11:38:05.785
19	2:18.764	+10.520	11:40:24.549
20	2:23.601	+15.357	11:42:48.150
21	2:21.449	+13.205	11:45:09.599
22	2:20.202	+11.958	11:47:29.801
23	2:23.842	+15.598	11:49:53.643
24	2:25.014	+16.770	11:52:18.657
25	2:15.343	+7.099	11:54:34.000
26	5:26.114	+3:17.870	12:00:00.114
27	2:11.085	+2.841	12:02:11.199
28	2:09.716	+1.472	12:04:20.915
29	2:11.054	+2.810	12:06:31.969
30	2:12.448	+4.204	12:08:44.417
31	2:14.973	+6.729	12:10:59.390
32	2:14.206	+5.962	12:13:13.596
33	2:12.769	+4.525	12:15:26.365
34	2:20.714	+12.470	12:17:47.079
35	2:11.353	+3.109	12:19:58.432
36	2:18.160	+9.916	12:22:16.592
37	2:11.334	+3.090	12:24:27.926
38	2:13.332	+5.088	12:26:41.258
39	2:30.542	+22.298	12:29:11.800
40	2:23.924	+15.680	12:31:35.724
41	2:23.234	+14.990	12:33:58.958
42	2:22.241	+13.997	12:36:21.199
43	2:19.876	+11.632	12:38:41.075
44	2:25.152	+16.908	12:41:06.227
45	2:23.322	+15.078	12:43:29.549
46	2:23.118	+14.874	12:45:52.667
47	2:27.729	+19.485	12:48:20.396
48	2:23.232	+14.988	12:50:43.628
49	2:19.757	+11.513	12:53:03.385
50	2:22.605	+14.361	12:55:25.990
51	2:23.972	+15.728	12:57:49.962
52	2:12.816	+4.572	13:00:02.778
53	2:13.488	+5.244	13:02:16.266
54	2:08.493	+0.249	13:04:24.759
55	2:13.160	+4.916	13:06:37.919
56	2:08.244		13:08:46.163
57	2:12.573	+4.329	13:10:58.736
58	2:18.170	+9.926	13:13:16.906
59	2:09.788	+1.544	13:15:26.694
60	2:12.316	+4.072	13:17:39.010
61	2:11.820	+3.576	13:19:50.830
62	2:11.487	+3.243	13:22:02.317
63	2:12.354	+4.110	13:24:14.671
64	2:10.772	+2.528	13:26:25.443
65	2:12.699	+4.455	13:28:38.142
66	2:15.490	+7.246	13:30:53.632
67	2:11.826	+3.582	13:33:05.458
68	2:16.947	+8.703	13:35:22.405
69	3:10.551	+1:02.307	13:38:32.956

Lap	Lap Tm	Diff	Time of Day
70	2:28.708	+20.464	13:41:01.664
71	2:17.230	+8.986	13:43:18.894
72	2:22.301	+14.057	13:45:41.195
73	2:18.136	+9.892	13:47:59.331
74	2:22.888	+14.644	13:50:22.219
75	2:28.093	+19.849	13:52:50.312
76	2:25.909	+17.665	13:55:16.221
77	2:21.080	+12.836	13:57:37.301
(11) CAMPOS, RUBEN / BIGAS, DAVID			
1	2:17.610	+7.919	10:59:37.928
2	2:16.258	+6.567	11:01:54.186
3	2:12.164	+2.473	11:04:06.350
4	2:12.048	+2.357	11:06:18.398
5	2:12.378	+2.687	11:08:30.776
6	2:11.286	+1.595	11:10:42.062
7	2:17.414	+7.723	11:12:59.476
8	2:14.441	+4.750	11:15:13.917
9	2:13.513	+3.822	11:17:27.430
10	2:13.592	+3.901	11:19:41.022
11	2:13.276	+3.585	11:21:54.298
12	2:12.956	+3.265	11:24:07.254
13	2:58.539	+48.848	11:27:05.793
14	2:25.858	+16.167	11:29:31.651
15	2:12.218	+2.527	11:31:43.869
16	2:09.691		11:33:53.560
17	2:12.464	+2.773	11:36:06.024
18	2:10.533	+0.842	11:38:16.557
19	2:11.230	+1.539	11:40:27.787
20	2:13.591	+3.900	11:42:41.378
21	2:15.959	+6.268	11:44:57.337
22	2:14.792	+5.101	11:47:12.129
23	2:09.828	+0.137	11:49:21.957
24	2:11.870	+2.179	11:51:33.827
25	2:11.666	+1.975	11:53:45.493
26	2:30.068	+20.377	11:56:15.561
27	2:21.696	+12.005	11:58:37.257
28	2:23.695	+14.004	12:01:00.952
29	2:17.771	+8.080	12:03:18.723
30	2:14.716	+5.025	12:05:33.439
31	2:17.492	+7.801	12:07:50.931
32	2:13.788	+4.097	12:10:04.719
33	2:15.149	+5.458	12:12:19.868
34	2:12.786	+3.095	12:14:32.654
35	2:15.444	+5.753	12:16:48.098
36	2:17.916	+8.225	12:19:06.014
37	2:20.082	+10.391	12:21:26.096
38	2:20.662	+10.971	12:23:46.758
39	2:19.203	+9.512	12:26:05.961
40	2:17.433	+7.742	12:28:23.394
41	2:58.172	+48.481	12:31:21.566
42	2:12.887	+3.196	12:33:34.453
43	2:11.053	+1.362	12:35:45.506
44	2:14.942	+5.251	12:38:00.448
45	2:13.652	+3.961	12:40:14.100
46	2:12.633	+2.942	12:42:26.733
47	2:12.627	+2.936	12:44:39.360
48	2:11.935	+2.244	12:46:51.295
49	2:13.433	+3.742	12:49:04.728
50	2:11.620	+1.929	12:51:16.348
51	2:11.560	+1.869	12:53:27.908
52	2:12.334	+2.643	12:55:40.242
53	2:13.455	+3.764	12:57:53.697
54	2:33.142	+23.451	13:00:26.839
55	2:19.024	+9.333	13:02:45.863
56	2:16.280	+6.589	13:05:02.143

Lap	Lap Tm	Diff	Time of Day
57	2:15.144	+5.453	13:07:17.287
58	2:13.126	+3.435	13:09:30.413
59	2:14.356	+4.665	13:11:44.769
60	2:19.364	+9.673	13:14:04.133
61	2:19.465	+9.774	13:16:23.598
62	2:17.487	+7.796	13:18:41.085
63	8:08.097	+5:58.406	13:26:49.182
64	2:25.442	+15.751	13:29:14.624
65	2:13.438	+3.747	13:31:28.062
66	2:11.993	+2.302	13:33:40.055
67	2:14.207	+4.516	13:35:54.262
68	2:11.069	+1.378	13:38:05.331
69	2:10.213	+0.522	13:40:15.544
70	2:11.087	+1.396	13:42:26.631
71	2:10.749	+1.058	13:44:37.380
72	2:14.356	+4.665	13:46:51.736
73	2:13.935	+4.244	13:49:05.671
74	2:12.697	+3.006	13:51:18.368
75	2:17.966	+8.275	13:53:36.334
76	2:26.236	+16.545	13:56:02.570
(53) SOLIS, FCO J./ DE LOS SANTOS, DAVID			
1	2:48.320	+39.383	11:00:00.081
2	3:27.049	+1:18.112	11:03:27.130
3	2:15.580	+6.643	11:05:42.710
4	2:14.030	+5.093	11:07:56.740
5	2:15.171	+6.234	11:10:11.911
6	2:11.768	+2.831	11:12:23.679
7	2:13.679	+4.742	11:14:37.358
8	2:13.740	+4.803	11:16:51.098
9	2:12.383	+3.446	11:19:03.481
10	2:12.628	+3.691	11:21:16.109
11	2:11.869	+2.932	11:23:27.978
12	2:10.510	+1.573	11:25:38.488
13	2:12.236	+3.299	11:27:50.724
14	2:13.443	+4.506	11:30:04.167
15	2:12.389	+3.452	11:32:16.556
16	2:13.170	+4.233	11:34:29.726
17	2:15.173	+6.236	11:36:44.899
18	2:13.189	+4.252	11:38:58.088
19	2:11.286	+2.349	11:41:09.374
20	2:21.849	+12.912	11:43:31.223
21	2:15.024	+6.087	11:45:46.247
22	2:14.889	+5.952	11:48:01.136
23	2:12.351	+3.414	11:50:13.487
24	10:57.493	+8:48.556	12:01:10.980
25	2:08.937		12:03:19.917
26	2:10.095	+1.158	12:05:30.012
27	2:10.781	+1.844	12:07:40.793
28	2:13.105	+4.168	12:09:53.898
29	2:10.784	+1.847	12:12:04.682
30	2:12.501	+3.564	12:14:17.183
31	2:10.763	+1.826	12:16:27.946
32	2:12.604	+3.667	12:18:40.550
33	2:14.517	+5.580	12:20:55.067
34	2:16.051	+7.114	12:23:11.118
35	2:10.832	+1.895	12:25:21.950
36	2:23.487	+14.550	12:27:45.437
37	2:13.985	+5.048	12:29:59.422
38	2:17.382	+8.445	12:32:16.804
39	2:19.111	+10.174	12:34:35.915
40	2:11.281	+2.344	12:36:47.196
41	2:11.079	+2.142	12:38:58.275
42	2:11.287	+2.350	12:41:09.562
43	2:13.039	+4.102	12:43:22.601
44	2:21.044	+12.107	12:45:43.645

Jefe de cronometraje Nando Ribé

Orbits

Director de Carrera Pato Tarradas



SEGUROS
Ges

www.mylaps.com
Licenciado a: Nando.Crono

Challenge Ciclomotors. Polea Camp Cunit

3 Hores

Circuit Polea Camp 1,500 km

Classificacio 3 Hores. FINAL

20/04/2013 11:00

Carrera (3:00:00 Tiempo) iniciado a 10:55:43

Lap	Lap Tm	Diff	Time of Day
45	2:14.496	+5.559	12:47:58.141
46	2:17.962	+9.025	12:50:16.103
47	2:15.344	+6.407	12:52:31.447
48	2:13.411	+4.474	12:54:44.858
49	2:13.981	+5.044	12:56:58.839
50	2:17.485	+8.548	12:59:16.324
51	2:17.023	+8.086	13:01:33.347
52	2:14.284	+5.347	13:03:47.631
53	2:17.092	+8.155	13:06:04.723
54	2:18.755	+9.818	13:08:23.478
55	2:13.207	+4.270	13:10:36.685
56	2:14.883	+5.946	13:12:51.568
57	2:13.718	+4.781	13:15:05.286
58	2:15.111	+6.174	13:17:20.397
59	2:15.108	+6.171	13:19:35.505
60	2:45.628	+36.691	13:22:21.133
61	2:14.781	+5.844	13:24:35.914
62	2:15.660	+6.723	13:26:51.574
63	2:16.511	+7.574	13:29:08.085
64	2:29.025	+20.088	13:31:37.110
65	2:09.722	+0.785	13:33:46.832
66	2:19.310	+10.373	13:36:06.142
67	2:12.769	+3.832	13:38:18.911
68	2:13.227	+4.290	13:40:32.138
69	2:28.120	+19.183	13:43:00.258
70	2:26.443	+17.506	13:45:26.701
71	2:16.822	+7.885	13:47:43.523
72	2:14.457	+5.520	13:49:57.980
73	2:18.062	+9.125	13:52:16.042
74	2:11.528	+2.591	13:54:27.570
75	2:14.271	+5.334	13:56:41.841

(55) MARGENS, JOAN / GIBERT, ELIA

1	2:20.390	+8.414	10:59:45.374
2	2:16.286	+4.310	11:02:01.660
3	2:15.925	+3.949	11:04:17.585
4	2:16.365	+4.389	11:06:33.950
5	2:13.998	+2.022	11:08:47.948
6	2:14.269	+2.293	11:11:02.217
7	2:13.667	+1.691	11:13:15.884
8	2:15.454	+3.478	11:15:31.338
9	2:18.241	+6.265	11:17:49.579
10	2:18.942	+6.966	11:20:08.521
11	2:18.773	+6.797	11:22:27.294
12	2:16.594	+4.618	11:24:43.888
13	2:40.295	+28.319	11:27:24.183
14	2:28.974	+16.998	11:29:53.157
15	2:30.101	+18.125	11:32:23.258
16	2:33.121	+21.145	11:34:56.379
17	2:35.834	+23.858	11:37:32.213
18	2:29.327	+17.351	11:40:01.540
19	2:31.631	+19.655	11:42:33.171
20	2:37.113	+25.137	11:45:10.284
21	3:37.477	+1:25.501	11:48:47.761
22	2:33.003	+21.027	11:51:20.764
23	2:29.384	+17.408	11:53:50.148
24	2:34.957	+22.981	11:56:25.105
25	2:18.189	+6.213	11:58:43.294
26	2:17.158	+5.182	12:01:00.452
27	2:15.752	+3.776	12:03:16.204
28	2:13.140	+1.164	12:05:29.344
29	2:15.622	+3.646	12:07:44.966
30	2:14.062	+2.086	12:09:59.028
31	2:14.678	+2.702	12:12:13.706
32	2:18.335	+6.359	12:14:32.041
33	2:16.332	+4.356	12:16:48.373

Lap	Lap Tm	Diff	Time of Day
34	2:22.700	+10.724	12:19:11.073
35	2:19.090	+7.114	12:21:30.163
36	2:11.976		12:23:42.139
37	3:12.541	+1:00.565	12:26:54.680
38	2:34.589	+22.613	12:29:29.269
39	2:35.844	+23.868	12:32:05.113
40	2:44.182	+32.206	12:34:49.295
41	2:32.515	+20.539	12:37:21.810
42	2:31.947	+19.971	12:39:53.757
43	2:30.579	+18.603	12:42:24.336
44	2:33.346	+21.370	12:44:57.682
45	2:28.113	+16.137	12:47:25.795
46	2:24.445	+12.469	12:49:50.240
47	2:50.069	+38.093	12:52:40.309
48	2:31.932	+19.956	12:55:12.241
49	2:32.879	+20.903	12:57:45.120
50	2:16.691	+4.715	13:00:01.811
51	2:16.156	+4.180	13:02:17.967
52	2:19.921	+7.945	13:04:37.888
53	2:13.840	+1.864	13:06:51.728
54	2:14.735	+2.759	13:09:06.463
55	2:17.486	+5.510	13:11:23.949
56	2:20.332	+8.356	13:13:44.281
57	2:21.067	+9.091	13:16:05.348
58	2:20.003	+8.027	13:18:25.351
59	2:23.429	+11.453	13:20:48.780
60	2:24.615	+12.639	13:23:13.395
61	2:42.744	+30.768	13:25:56.139
62	2:15.243	+3.267	13:28:11.382
63	2:44.324	+32.348	13:30:55.706
64	2:39.797	+27.821	13:33:35.503
65	2:32.542	+20.566	13:36:08.045
66	2:32.598	+20.622	13:38:40.643
67	2:32.244	+20.268	13:41:12.887
68	2:33.407	+21.431	13:43:46.294
69	2:29.730	+17.754	13:46:16.024
70	2:27.212	+15.236	13:48:43.236
71	2:32.512	+20.536	13:51:15.748
72	2:31.418	+19.442	13:53:47.166
73	2:28.533	+16.557	13:56:15.699

(29) ROCA, JORDI / ANIEVAS, CARLES

1	2:28.249	+15.949	10:59:52.614
2	2:16.919	+4.619	11:02:09.533
3	2:19.496	+7.196	11:04:29.029
4	2:14.918	+2.618	11:06:43.947
5	2:16.313	+4.013	11:09:00.260
6	2:16.656	+4.356	11:11:16.916
7	2:16.185	+3.885	11:13:33.101
8	2:19.245	+6.945	11:15:52.346
9	2:18.448	+6.148	11:18:10.794
10	2:17.157	+4.857	11:20:27.951
11	2:17.771	+5.471	11:22:45.722
12	2:17.677	+5.377	11:25:03.399
13	2:17.176	+4.876	11:27:20.575
14	2:41.043	+28.743	11:30:01.618
15	2:28.662	+16.362	11:32:30.280
16	2:32.079	+19.779	11:35:02.359
17	2:33.296	+20.996	11:37:35.655
18	2:32.737	+20.437	11:40:08.392
19	2:24.258	+11.958	11:42:32.650
20	2:24.275	+11.975	11:44:56.925
21	2:23.963	+11.663	11:47:20.888
22	2:22.892	+10.592	11:49:43.780
23	2:23.493	+11.193	11:52:07.273
24	2:25.202	+12.902	11:54:32.475

Lap	Lap Tm	Diff	Time of Day
25	2:23.841	+11.541	11:56:56.316
26	2:23.820	+11.520	11:59:20.136
27	2:31.939	+19.639	12:01:52.075
28	2:20.885	+8.585	12:04:12.960
29	2:14.296	+1.996	12:06:27.256
30	2:14.705	+2.405	12:08:41.961
31	2:14.082	+1.782	12:10:56.043
32	2:15.350	+3.050	12:13:11.393
33	2:14.160	+1.860	12:15:25.553
34	2:27.205	+14.905	12:17:52.758
35	2:12.818	+0.518	12:20:05.576
36	2:14.879	+2.579	12:22:20.455
37	2:14.681	+2.381	12:24:35.136
38	2:14.931	+2.631	12:26:50.067
39	2:14.614	+2.314	12:29:04.681
40	3:12.022	+59.722	12:32:16.703
41	2:26.731	+14.431	12:34:43.434
42	2:26.064	+13.764	12:37:09.498
43	2:22.414	+10.114	12:39:31.912
44	2:44.886	+32.586	12:42:16.798
45	2:23.283	+10.983	12:44:40.081
46	2:21.642	+9.342	12:47:01.723
47	2:24.537	+12.237	12:49:26.260
48	2:26.504	+14.204	12:51:52.764
49	2:26.275	+13.975	12:54:19.039
50	2:26.264	+13.964	12:56:45.303
51	2:25.916	+13.616	12:59:11.219
52	2:42.828	+30.528	13:01:54.047
53	2:18.680	+6.380	13:04:12.727
54	2:13.737	+1.437	13:06:26.464
55	2:12.300		13:08:38.764
56	2:15.619	+3.319	13:10:54.383
57	2:15.129	+2.829	13:13:09.512
58	2:14.489	+2.189	13:15:24.001
59	2:16.847	+4.547	13:17:40.848
60	2:15.774	+3.474	13:19:56.622
61	2:16.913	+4.613	13:22:13.535
62	2:14.921	+2.621	13:24:28.456
63	2:18.130	+5.830	13:26:46.586
64	2:16.514	+4.214	13:29:03.100
65	2:17.990	+5.690	13:31:21.090
66	2:43.629	+31.329	13:34:04.719
67	3:26.144	+1:13.844	13:37:30.863
68	2:41.833	+29.533	13:40:12.696
69	2:38.146	+25.846	13:42:50.842
70	2:51.482	+39.182	13:45:42.324
71	10:10.338	+7:58.038	13:55:52.662

(23) SERRA, PERE / SALA, MARC

1	2:16.726	+9.344	10:59:36.221
2	2:14.986	+7.604	11:01:51.207
3	2:10.234	+2.852	11:04:01.441
4	2:15.079	+7.697	11:06:16.520
5	2:13.406	+6.024	11:08:29.926
6	2:11.141	+3.759	11:10:41.067
7	2:11.884	+4.502	11:12:52.951
8	2:15.913	+8.531	11:15:08.864
9	2:11.657	+4.275	11:17:20.521
10	2:12.781	+5.399	11:19:33.302
11	2:11.064	+3.682	11:21:44.366
12	2:13.980	+6.598	11:23:58.346
13	2:09.335	+1.953	11:26:07.681
14	2:11.174	+3.792	11:28:18.855
15	2:23.993	+16.611	11:30:42.848
16	2:10.823	+3.441	11:32:53.671
17	2:10.524	+3.142	11:35:04.195

Challenge Ciclomotors. Polea Camp Cunit

3 Hores

Circuit Polea Camp 1,500 km

Classificacio 3 Hores. FINAL

20/04/2013 11:00

Carrera (3:00:00 Tiempo) iniciado a 10:55:43

Lap	Lap Tm	Diff	Time of Day
18	2:16.333	+8.951	11:37:20.528
19	2:12.616	+5.234	11:39:33.144
20	2:11.722	+4.340	11:41:44.866
21	2:08.817	+1.435	11:43:53.683
22	2:09.666	+2.284	11:46:03.349
23	2:13.329	+5.947	11:48:16.678
24	2:08.358	+0.976	11:50:25.036
25	55:02.694	+52:55.312	12:45:27.730
26	2:14.761	+7.379	12:47:42.491
27	2:10.493	+3.111	12:49:52.984
28	2:25.305	+17.923	12:52:18.289
29	2:12.664	+5.282	12:54:30.953
30	2:11.009	+3.627	12:56:41.962
31	2:07.382		12:58:49.344
32	2:10.331	+2.949	13:00:59.675
33	2:09.953	+2.571	13:03:09.628
34	2:25.720	+18.338	13:05:35.348
35	2:13.633	+6.251	13:07:48.981
36	2:12.180	+4.798	13:10:01.161
37	2:12.606	+5.224	13:12:13.767
38	2:15.400	+8.018	13:14:29.167
39	2:11.492	+4.110	13:16:40.659
40	2:11.259	+3.877	13:18:51.918
41	2:14.888	+7.506	13:21:06.806
42	2:12.316	+4.934	13:23:19.122
43	2:18.784	+11.402	13:25:37.906
44	2:14.798	+7.416	13:27:52.704
45	2:13.014	+5.632	13:30:05.718
46	2:15.139	+7.757	13:32:20.857
47	2:23.325	+15.943	13:34:44.182
48	2:13.083	+5.701	13:36:57.265
49	2:09.880	+2.498	13:39:07.145
50	2:14.011	+6.629	13:41:21.156
51	2:16.205	+8.823	13:43:37.361
52	2:09.954	+2.572	13:45:47.315
53	2:13.100	+5.718	13:48:00.415
54	2:14.454	+7.072	13:50:14.869
55	2:10.591	+3.209	13:52:25.460
56	2:13.754	+6.372	13:54:39.214
57	2:16.425	+9.043	13:56:55.639

Lap	Lap Tm	Diff	Time of Day
-----	--------	------	-------------

Lap	Lap Tm	Diff	Time of Day
-----	--------	------	-------------