

Campionat Catalunya Motocròs. Figueres

Clasificado por vueltas

MX 1

Circuit dels Arcs 1,500 km

1a. Cursa

23/10/2011 10:40

Carrera (25:00 y 2 Vueltas) iniciado a 10:40:33

Pos.	Nº	Nombre	Moto	Vueltas	Total Tº	Mejor Tm	En Vuelta	Club
1	5	BETRIU ARMENGOL, JAUME	KTM	18	28:12.235	1:32.838	4	Mc Segre
2	9	BALLUS OLIVA, ROGER	HONDA	18	28:17.443	1:32.864	4	Mc B.Bergueda
3	55	BOIXEDA PUJOLS, DAVID	KTM	18	28:52.166	1:34.865	7	Mc B.Bergueda
4	41	SALAVEDRA PONT, GERARD	KTM	18	29:00.868	1:34.948	14	Mc St.Hilari
5	77	OLLE CASANOVAS, ALEIX	HONDA	18	29:05.513	1:35.292	12	Mc. Polea SX
6	98	SALVANS ISERN, RAMON	HONDA	18	29:43.600	1:34.475	5	Pm Centelles
7	27	DIAZ LOPEZ, ALEIX	YAMAHA	17	28:31.332	1:37.832	4	Mc Segre
8	71	LLADO DIAZ, ALEXANDRE	SUZUKI	17	28:49.594	1:38.022	2	Pm Figueres

Márgen de victoria	Velocidad media	Mejor tº de vuelta	Mejor Vel.	Mejor vuelta para
5.208	57,439	1:32.838	58,166	5 - BETRIU ARMENGOL, JAUME

Jefe de cronometraje Nando Ribé

Orbits

Director de Carrera Josep Costa

www.mylaps.com

Licenciado a: Al Kamel Systems,S.L.

Campionat Catalunya Motocròs. Figueres

Vuelta a vuelta

MX 1

Circuit dels Arcs 1,500 km

1a. Cursa

23/10/2011 10:40

Carrera (25:00 y 2 Vueltas) iniciado a 10:40:33

Competidores

Vueltas

	0	1	2	3	4	5	6	7	8	9	10	11	12	13	14	15	16	17	18
BETRIU ARMENGOL, JAUME (5)	1	5	5	5	5	5	5	5	5	5	5	5	5	5	5	5	5	5	5
BALLUS OLIVA, ROGER (9)	2	9	9	9	9	9	9	9	9	9	9	9	9	9	9	9	9	9	9
BOIXEDA PUJOLS, DAVID (55)	3	55	55	55	55	55	55	55	55	55	55	55	55	55	55	55	55	55	55
LLADO DIAZ, ALEXANDRE (71)	4	71	41	98	98	98	98	98	98	98	98	98	98	98	41	41	41	41	41
SALAVEDRA PONT, GERARD (41)	5	41	98	71	77	77	41	41	41	41	41	41	41	77	77	77	77	77	77
OLLE CASANOVAS, ALEIX (77)	6	77	71	77	41	41	77	77	77	77	77	77	77	77	98	98	98	98	98
SALVANS ISERN, RAMON (98)	7	98	77	41	71	27	27	27	27	27	27	27	27	27	27	27	27	27	27
DIAZ LOPEZ, ALEIX (27)	8	27	27	27	27	71	71	71	71	71	71	71	71	71	71	71	71	71	71

Campionat Catalunya Motocròs. Figueres

MX 1

Circuit dels Arcs 1,500 km

1a. Cursa

23/10/2011 10:40

Carrera (25:00 y 2 Vueltas) iniciado a 10:40:33

Vuelta	empo de vuelta	Dif. resp. 1°	Hora del día
(5) BETRIU ARMENGOL, JAUME			
1	1:32.912	+0.074	10:42:10.366
2	1:33.643	+0.805	10:43:44.009
3	1:33.601	+0.763	10:45:17.610
4	1:32.838		10:46:50.448
5	1:32.900	+0.062	10:48:23.348
6	1:33.147	+0.309	10:49:56.495
7	1:32.853	+0.015	10:51:29.348
8	1:33.705	+0.867	10:53:03.053
9	1:34.360	+1.522	10:54:37.413
10	1:34.056	+1.218	10:56:11.469
11	1:33.455	+0.617	10:57:44.924
12	1:32.960	+0.122	10:59:17.884
13	1:34.230	+1.392	11:00:52.114
14	1:34.262	+1.424	11:02:26.376
15	1:33.165	+0.327	11:03:59.541
16	1:36.246	+3.408	11:05:35.787
17	1:34.098	+1.260	11:07:09.885
18	1:35.674	+2.836	11:08:45.559

Vuelta	empo de vuelta	Dif. resp. 1°	Hora del día
(9) BALLUS OLIVA, ROGER			
1	1:33.763	+0.899	10:42:11.260
2	1:33.443	+0.579	10:43:44.703
3	1:34.092	+1.228	10:45:18.795
4	1:32.864		10:46:51.659
5	1:33.565	+0.701	10:48:25.224
6	1:33.567	+0.703	10:49:58.791
7	1:34.606	+1.742	10:51:33.397
8	1:33.803	+0.939	10:53:07.200
9	1:34.329	+1.465	10:54:41.529
10	1:33.673	+0.809	10:56:15.202
11	1:33.809	+0.945	10:57:49.011
12	1:33.352	+0.488	10:59:22.363
13	1:33.737	+0.873	11:00:56.100
14	1:34.334	+1.470	11:02:30.434
15	1:34.544	+1.680	11:04:04.978
16	1:34.733	+1.869	11:05:39.711
17	1:34.720	+1.856	11:07:14.431
18	1:36.336	+3.472	11:08:50.767

Vuelta	empo de vuelta	Dif. resp. 1°	Hora del día
(55) BOIXEDA PUJOLS, DAVID			
1	1:36.477	+1.612	10:42:14.056
2	1:34.955	+0.090	10:43:49.011
3	1:35.480	+0.615	10:45:24.491
4	1:35.691	+0.826	10:47:00.182
5	1:34.873	+0.008	10:48:35.055
6	1:35.177	+0.312	10:50:10.232
7	1:34.865		10:51:45.097
8	1:35.966	+1.101	10:53:21.063
9	1:35.120	+0.255	10:54:56.183
10	1:35.740	+0.875	10:56:31.923
11	1:35.798	+0.933	10:58:07.721
12	1:36.625	+1.760	10:59:44.346
13	1:36.167	+1.302	11:01:20.513
14	1:36.441	+1.576	11:02:56.954
15	1:36.833	+1.968	11:04:33.787
16	1:35.752	+0.887	11:06:09.539
17	1:36.393	+1.528	11:07:45.932
18	1:39.558	+4.693	11:09:25.490

Vuelta	empo de vuelta	Dif. resp. 1°	Hora del día
(41) SALAVEDRA PONT, GERARD			
1	1:38.832	+3.884	10:42:16.490
2	1:41.290	+6.342	10:43:57.780
3	1:36.012	+1.064	10:45:33.792
4	1:35.261	+0.313	10:47:09.053

Vuelta	empo de vuelta	Dif. resp. 1°	Hora del día
5	1:35.911	+0.963	10:48:44.964
6	1:36.373	+1.425	10:50:21.337
7	1:35.887	+0.939	10:51:57.224
8	1:36.392	+1.444	10:53:33.616
9	1:35.136	+0.188	10:55:08.752
10	1:36.216	+1.268	10:56:44.968
11	1:35.856	+0.908	10:58:20.824
12	1:35.324	+0.376	10:59:56.148
13	1:36.969	+2.021	11:01:33.117
14	1:34.948		11:03:08.065
15	1:35.775	+0.827	11:04:43.840
16	1:36.573	+1.625	11:06:20.413
17	1:36.223	+1.275	11:07:56.636
18	1:37.556	+2.608	11:09:34.192

Vuelta	empo de vuelta	Dif. resp. 1°	Hora del día
(77) OLLE CASANOVAS, ALEIX			
1	1:40.750	+5.458	10:42:18.444
2	1:38.043	+2.751	10:43:56.487
3	1:35.641	+0.349	10:45:32.128
4	1:36.074	+0.782	10:47:08.202
5	1:37.737	+2.445	10:48:45.939
6	1:36.934	+1.642	10:50:22.873
7	1:37.278	+1.986	10:52:00.151
8	1:35.936	+0.644	10:53:36.087
9	1:36.132	+0.840	10:55:12.219
10	1:36.471	+1.179	10:56:48.690
11	1:36.375	+1.083	10:58:25.065
12	1:35.292		11:00:00.357
13	1:36.864	+1.572	11:01:37.221
14	1:35.788	+0.496	11:03:13.009
15	1:36.187	+0.895	11:04:49.196
16	1:36.432	+1.140	11:06:25.628
17	1:36.711	+1.419	11:08:02.339
18	1:36.498	+1.206	11:09:38.837

Vuelta	empo de vuelta	Dif. resp. 1°	Hora del día
(98) SALVANS ISERN, RAMON			
1	1:39.330	+4.855	10:42:17.122
2	1:36.614	+2.139	10:43:53.736
3	1:35.525	+1.050	10:45:29.261
4	1:34.550	+0.075	10:47:03.811
5	1:34.475		10:48:38.286
6	1:34.625	+0.150	10:50:12.911
7	1:35.675	+1.200	10:51:48.586
8	1:35.829	+1.354	10:53:24.415
9	1:36.083	+1.608	10:55:00.498
10	1:37.025	+2.550	10:56:37.523
11	1:36.833	+2.358	10:58:14.356
12	1:37.337	+2.862	10:59:51.693
13	1:55.184	+20.709	11:01:46.877
14	1:41.009	+6.534	11:03:27.886
15	1:40.160	+5.685	11:05:08.046
16	1:40.288	+5.813	11:06:48.334
17	1:42.652	+8.177	11:08:30.986
18	1:45.938	+11.463	11:10:16.924

Vuelta	empo de vuelta	Dif. resp. 1°	Hora del día
(27) DIAZ LOPEZ, ALEIX			
1	1:42.916	+5.084	10:42:20.889
2	1:38.069	+0.237	10:43:58.958
3	1:38.463	+0.631	10:45:37.421
4	1:37.832		10:47:15.253
5	1:38.128	+0.296	10:48:53.381
6	1:39.046	+1.214	10:50:32.427
7	1:39.726	+1.894	10:52:12.153
8	1:38.944	+1.112	10:53:51.097
9	1:38.869	+1.037	10:55:29.966
10	1:40.276	+2.444	10:57:10.242

Vuelta	empo de vuelta	Dif. resp. 1°	Hora del día
(71) LLADO DIAZ, ALEXANDRE			
1	1:40.357	+2.335	10:42:17.960
2	1:38.022		10:43:55.982
3	1:40.585	+2.563	10:45:36.567
4	1:39.565	+1.543	10:47:16.132
5	1:41.225	+3.203	10:48:57.357
6	1:40.623	+2.601	10:50:37.980
7	1:40.635	+2.613	10:52:18.615
8	1:39.762	+1.740	10:53:58.377
9	1:39.815	+1.793	10:55:38.192
10	1:41.685	+3.663	10:57:19.877
11	1:40.625	+2.603	10:59:00.502
12	1:41.690	+3.668	11:00:42.192
13	1:43.008	+4.986	11:02:25.200
14	1:46.559	+8.537	11:04:11.759
15	1:44.407	+6.385	11:05:56.166
16	1:43.079	+5.057	11:07:39.245
17	1:43.673	+5.651	11:09:22.918

Campionat Catalunya Motocròs. Figueres

Clasificado por vueltas

MX 1

Circuit dels Arcs 1,500 km

2a. Cursa

23/10/2011 12:20

Carrera (25:00 y 2 Vueltas) iniciado a 12:09:32

Pos.	Nº	Nombre	Moto	Vueltas	Total Tº	Mejor Tm	En Vuelta	Club
1	5	BETRIU ARMENGOL, JAUME	KTM	19	29:24.954	1:31.716	4	Mc Segre
2	9	BALLUS OLIVA, ROGER	HONDA	19	29:25.899	1:32.000	4	Mc B.Bergueda
3	41	SALAVEDRA PONT, GERARD	KTM	19	30:24.689	1:34.897	11	Mc St.Hilari
4	77	OLLE CASANOVAS, ALEIX	HONDA	19	30:27.201	1:35.035	13	Mc. Polea SX
5	98	SALVANS ISERN, RAMON	HONDA	19	30:58.522	1:34.767	8	Pm Centelles
6	55	BOIXEDA PUJOLS, DAVID	KTM	18	29:54.262	1:34.372	18	Mc B.Bergueda
7	27	DIAZ LOPEZ, ALEIX	YAMAHA	18	30:10.569	1:37.708	1	Mc Segre
8	71	LLADO DIAZ, ALEXANDRE	SUZUKI	18	30:19.870	1:38.673	11	Pm Figueres

Márgen de victoria

Velocidad media

Mejor tº de vuelta

Mejor Vel.

Mejor vuelta para

0.945

58,132

1:31.716

58,877

5 - BETRIU ARMENGOL, JAUME

Jefe de cronometraje Nando Ribé

Orbits

Director de Carrera Josep Costa

www.mylaps.com

Licenciado a: Al Kamel Systems,S.L.

Campionat Catalunya Motocròs. Figueres

Vuelta a vuelta

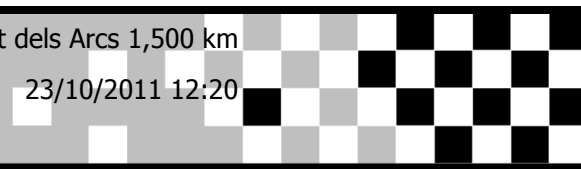
MX 1

Circuit dels Arcs 1,500 km

2a. Cursa

23/10/2011 12:20

Carrera (25:00 y 2 Vueltas) iniciado a 12:09:32



Competidores	Vueltas																			
	0	1	2	3	4	5	6	7	8	9	10	11	12	13	14	15	16	17	18	19
BETRIU ARMENGOL, JAUME (5)	1	5	5	5	5	5	5	5	5	5	5	5	5	5	5	5	5	5	5	5
DIAZ LOPEZ, ALEIX (27)	2	27	9	9	9	9	9	9	9	9	9	9	9	9	9	9	9	9	9	9
BALLUS OLIVA, ROGER (9)	3	9	27	41	41	41	41	41	41	41	41	41	41	41	41	41	41	41	41	41
LLADO DIAZ, ALEXANDRE (71)	4	71	41	77	77	77	77	77	77	77	77	77	77	77	77	77	77	77	77	77
SALAVEDRA PONT, GERARD (41)	5	41	77	27	27	27	55	55	55	98	98	98	98	98	98	98	98	98	98	98
BOIXEDA PUJOLS, DAVID (55)	6	55	71	71	98	55	98	98	98	55	55	55	55	55	55	55	55	55	55	55
SALVANS ISERN, RAMON (98)	7	98	98	98	55	98	27	27	27	27	27	27	27	27	27	27	27	27	27	27
OLLE CASANOVAS, ALEIX (77)	8	77	55	55	71	71	71	71	71	71	71	71	71	71	71	71	71	71	71	71

Campionat Catalunya Motocròs. Figueres

MX 1

Circuit dels Arcs 1,500 km

2a. Cursa

23/10/2011 12:20

Carrera (25:00 y 2 Vueltas) iniciado a 12:09:32

Vuelta	empo de vuelta	Dif. resp. 1°	Hora del día
(5) BETRIU ARMENGOL, JAUME			
1	1:33.346	+1.630	12:11:09.242
2	1:32.965	+1.249	12:12:42.207
3	1:32.069	+0.353	12:14:14.276
4	1:31.716		12:15:45.992
5	1:32.360	+0.644	12:17:18.352
6	1:31.938	+0.222	12:18:50.290
7	1:33.046	+1.330	12:20:23.336
8	1:32.944	+1.228	12:21:56.280
9	1:32.863	+1.147	12:23:29.143
10	1:33.666	+1.950	12:25:02.809
11	1:33.248	+1.532	12:26:36.057
12	1:32.449	+0.733	12:28:08.506
13	1:32.701	+0.985	12:29:41.207
14	1:32.685	+0.969	12:31:13.892
15	1:33.014	+1.298	12:32:46.906
16	1:32.714	+0.998	12:34:19.620
17	1:32.687	+0.971	12:35:52.307
18	1:32.818	+1.102	12:37:25.125
19	1:31.970	+0.254	12:38:57.095

Vuelta	empo de vuelta	Dif. resp. 1°	Hora del día
(9) BALLUS OLIVA, ROGER			
1	1:33.650	+1.650	12:11:09.727
2	1:33.217	+1.217	12:12:42.944
3	1:32.137	+0.137	12:14:15.081
4	1:32.000		12:15:47.081
5	1:32.340	+0.340	12:17:19.421
6	1:32.020	+0.020	12:18:51.441
7	1:32.365	+0.365	12:20:23.806
8	1:32.690	+0.690	12:21:56.496
9	1:33.263	+1.263	12:23:29.759
10	1:33.473	+1.473	12:25:03.232
11	1:33.236	+1.236	12:26:36.468
12	1:32.544	+0.544	12:28:09.012
13	1:32.604	+0.604	12:29:41.616
14	1:33.053	+1.053	12:31:14.669
15	1:33.300	+1.300	12:32:47.969
16	1:33.099	+1.099	12:34:21.068
17	1:32.165	+0.165	12:35:53.233
18	1:32.519	+0.519	12:37:25.752
19	1:32.288	+0.288	12:38:58.040

Vuelta	empo de vuelta	Dif. resp. 1°	Hora del día
(41) SALAVEDRA PONT, GERARD			
1	1:37.944	+3.047	12:11:14.103
2	1:36.221	+1.324	12:12:50.324
3	1:36.342	+1.445	12:14:26.666
4	1:35.660	+0.763	12:16:02.326
5	1:35.482	+0.585	12:17:37.808
6	1:35.572	+0.675	12:19:13.380
7	1:35.422	+0.525	12:20:48.802
8	1:35.426	+0.529	12:22:24.228
9	1:35.736	+0.839	12:23:59.964
10	1:35.267	+0.370	12:25:35.231
11	1:34.897		12:27:10.128
12	1:34.966	+0.069	12:28:45.094
13	1:35.835	+0.938	12:30:20.929
14	1:35.152	+0.255	12:31:56.081
15	1:35.486	+0.589	12:33:31.567
16	1:35.521	+0.624	12:35:07.088
17	1:36.186	+1.289	12:36:43.274
18	1:35.803	+0.906	12:38:19.077
19	1:37.753	+2.856	12:39:56.830

Vuelta	empo de vuelta	Dif. resp. 1°	Hora del día
(77) OLLE CASANOVAS, ALEIX			
1	1:37.888	+2.853	12:11:14.652

Vuelta	empo de vuelta	Dif. resp. 1°	Hora del día
2	1:36.661	+1.626	12:12:51.313
3	1:35.580	+0.545	12:14:26.893
4	1:35.817	+0.782	12:16:02.710
5	1:35.866	+0.831	12:17:38.576
6	1:35.380	+0.345	12:19:13.956
7	1:35.650	+0.615	12:20:49.606
8	1:35.958	+0.923	12:22:25.564
9	1:35.143	+0.108	12:24:00.707
10	1:35.407	+0.372	12:25:36.114
11	1:35.313	+0.278	12:27:11.427
12	1:35.635	+0.600	12:28:47.062
13	1:35.035		12:30:22.097
14	1:35.373	+0.338	12:31:57.470
15	1:36.056	+1.021	12:33:33.526
16	1:36.527	+1.492	12:35:10.053
17	1:35.604	+0.569	12:36:45.657
18	1:35.848	+0.813	12:38:21.505
19	1:37.837	+2.802	12:39:59.342

Vuelta	empo de vuelta	Dif. resp. 1°	Hora del día
(98) SALVANS ISERN, RAMON			
1	1:46.415	+11.648	12:11:22.863
2	1:36.963	+2.196	12:12:59.826
3	1:36.134	+1.367	12:14:35.960
4	1:37.808	+3.041	12:16:13.768
5	1:35.575	+0.808	12:17:49.343
6	1:34.859	+0.092	12:19:24.202
7	1:35.657	+0.890	12:20:59.859
8	1:34.767		12:22:34.626
9	1:34.939	+0.172	12:24:09.565
10	1:35.064	+0.297	12:25:44.629
11	1:35.835	+1.068	12:27:20.464
12	1:36.003	+1.236	12:28:56.467
13	1:36.769	+2.002	12:30:33.236
14	1:37.447	+2.680	12:32:10.683
15	1:38.005	+3.238	12:33:48.688
16	1:38.499	+3.732	12:35:27.187
17	1:39.350	+4.583	12:37:06.537
18	1:39.668	+4.901	12:38:46.205
19	1:44.458	+9.691	12:40:30.663

Vuelta	empo de vuelta	Dif. resp. 1°	Hora del día
(55) BOIXEDA PUJOLS, DAVID			
1	1:47.343	+12.971	12:11:23.511
2	1:36.822	+2.450	12:13:00.333
3	1:36.307	+1.935	12:14:36.640
4	1:36.785	+2.413	12:16:13.425
5	1:35.580	+1.208	12:17:49.005
6	1:34.861	+0.489	12:19:23.866
7	1:35.089	+0.717	12:20:58.955
8	1:48.330	+13.958	12:22:47.285
9	1:36.456	+2.084	12:24:23.741
10	1:37.174	+2.802	12:26:00.915
11	1:36.831	+2.459	12:27:37.746
12	1:38.661	+4.289	12:29:16.407
13	1:41.347	+6.975	12:30:57.754
14	1:40.865	+6.493	12:32:38.619
15	1:44.081	+9.709	12:34:22.700
16	1:47.345	+12.973	12:36:10.045
17	1:41.986	+7.614	12:37:52.031
18	1:34.372		12:39:26.403

Vuelta	empo de vuelta	Dif. resp. 1°	Hora del día
(27) DIAZ LOPEZ, ALEIX			
1	1:37.708		12:11:13.637
2	1:39.812	+2.104	12:12:53.449
3	1:40.007	+2.299	12:14:33.456
4	1:39.365	+1.657	12:16:12.821
5	1:39.988	+2.280	12:17:52.809

Vuelta	empo de vuelta	Dif. resp. 1°	Hora del día
6	1:38.848	+1.140	12:19:31.657
7	1:39.565	+1.857	12:21:11.222
8	1:39.594	+1.886	12:22:50.816
9	1:39.419	+1.711	12:24:30.235
10	1:40.095	+2.387	12:26:10.330
11	1:39.235	+1.527	12:27:49.565
12	1:38.124	+0.416	12:29:27.689
13	1:39.469	+1.761	12:31:07.158
14	1:43.401	+5.693	12:32:50.559
15	1:42.348	+4.640	12:34:32.907
16	1:42.172	+4.464	12:36:15.079
17	1:42.760	+5.052	12:37:57.839
18	1:44.871	+7.163	12:39:42.710

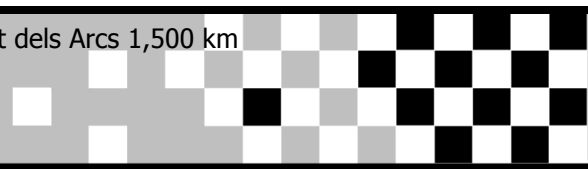
Vuelta	empo de vuelta	Dif. resp. 1°	Hora del día
(71) LLADO DIAZ, ALEXANDRE			
1	1:42.286	+3.613	12:11:18.433
2	1:39.043	+0.370	12:12:57.476
3	1:39.942	+1.269	12:14:37.418
4	1:39.719	+1.046	12:16:17.137
5	1:40.190	+1.517	12:17:57.327
6	1:40.090	+1.417	12:19:37.417
7	1:39.863	+1.190	12:21:17.280
8	1:39.474	+0.801	12:22:56.754
9	1:38.760	+0.087	12:24:35.514
10	1:39.145	+0.472	12:26:14.659
11	1:38.673		12:27:53.332
12	1:39.904	+1.231	12:29:33.236
13	1:43.796	+5.123	12:31:17.032
14	1:43.444	+4.771	12:33:00.476
15	1:43.152	+4.479	12:34:43.628
16	1:41.953	+3.280	12:36:25.581
17	1:41.839	+3.166	12:38:07.420
18	1:44.591	+5.918	12:39:52.011

Campionat Catalunya Motocròs. Figueres

MX 1

Circuit dels Arcs 1,500 km

FINAL



Pos.	Nº	Nombre	Total puntos	R1.	R2.	Total Tº	Vueltas	Club
1	5	BETRIU ARMENGOL, JAUME	100	50	50	57:37.190	37	Mc Segre
2	9	BALLUS OLIVA, ROGER	88	44	44	57:43.343	37	Mc B.Bergueda
3	41	SALAVEDRA PONT, GERARD	78	38	40	59:25.558	37	Mc St.Hilari
4	55	BOIXEDA PUJOLS, DAVID	74	40	34	58:46.429	36	Mc B.Bergueda
5	77	OLLE CASANOVAS, ALEIX	74	36	38	59:32.715	37	Mc. Polea SX
6	98	SALVANS ISERN, RAMON	70	34	36	1:00:42.123	37	Pm Centelles
7	27	DIAZ LOPEZ, ALEIX	64	32	32	58:41.902	35	Mc Segre
8	71	LLADO DIAZ, ALEXANDRE	60	30	30	59:09.465	35	Pm Figueres

Campionat Catalunya Motocròs. Figueres

Clasificado por mejor tiempo de vuelta

MX 3

Circuit dels Arcs 1,500 km

Ent. cronometrats

23/10/2011 09:40

Práctica (20:00 Tiempo) iniciado a 9:36:31

Pos.	Nº	Nombre	Moto	Vueltas	Mejor Tm	1ª Vuelta	Dif. resp. 1º	PEC	Categ
1	10	COLOMER GENIS, XAVIER	XISPA	12	1:33.629	10		1	MX3 A
2	19	FONT PEREZ, JOSEP	HONDA	11	1:34.308	11	0.679	2	MX3 A
3	75	COSTA GARCIA, JOSEP MARIA	YAMAHA	13	1:36.868	13	3.239	3	MX3 A
4	70	CAMPS PALAU, ALFRED	HONDA	12	1:37.999	7	4.370	1	MX3 B
5	45	HERCE CARMONA, ALEX	KTM	12	1:38.300	9	4.671	4	MX3 A
6	1	VALL FABREGA, AGUSTI	HONDA	12	1:40.215	9	6.586	2	MX3 B
7	5	TONA CASTELLS, SANTI	KTM	11	1:41.527	9	7.898	3	MX3 B
8	12	CERNADAS MENDOZA, LADISLAO	HONDA	11	1:41.746	11	8.117	4	MX3 B
9	30	MOTJE JUANMIQUEL, IGNASI	HONDA	11	1:42.036	7	8.407	5	MX3 A
10	47	BADIELLA POCA, PAU	HONDA	11	1:42.265	9	8.636	6	MX3 A
11	55	PEDROLA JANSÀ, MARC	HONDA	11	1:42.857	11	9.228	5	MX3 B
12	31	CORCOLES MARTINEZ, JOSEP	YAMAHA	11	1:43.323	10	9.694	7	MX3 A
13	29	MEMBRIVES SANCHEZ, JORDI	SUZUKI	11	1:44.151	11	10.522	8	MX3 A
14	59	SANCHEZ COLL, NARCIS	HONDA	11	1:45.257	7	11.628	6	MX3 B
15	17	SUÑOL SALA, JOAQUIM	KTM	9	1:45.275	7	11.646	7	MX3 B
16	66	COSTA AGUSTI, XAVIER	KTM	12	1:46.225	7	12.596	8	MX3 B
17	40	GALLART JOSA, CARLES	HONDA	10	1:46.589	9	12.960	9	MX3 B
18	60	BELLES ROMA, ALBERT	YAMAHA	12	1:47.036	7	13.407	9	MX3 A
19	99	TORRENTE ABRIL, EDUARDO	HARLEY	10	1:47.172	6	13.543	10	MX3 B
20	91	PUIGMAL RAMONEDA, SERGI	YAMAHA	10	1:47.212	9	13.583	10	MX3 A
21	46	FARRES LOPEZ, XAVIER	YAMAHA	11	1:47.399	10	13.770	11	MX3 A
22	26	FOLCH SERRA, JOSEP	SUZUKI	11	1:47.474	9	13.845	12	MX3 A
23	97	CAPDEVILA ALSINA, JOSEP	KAWASAKI	12	1:48.372	11	14.743	13	MX3 A
24	53	ROIG VARGAS, MARTI	KAWASAKI	10	1:50.878	10	17.249	14	MX3 A
25	74	COMAJUNCOSAS, MATEU	SUZUKI	11	1:51.066	11	17.437	15	MX3 A
26	84	JORDA ESTANY, JOSEP	KTM	11	1:51.705	10	18.076	16	MX3 A
27	82	REYES MARTINEZ, PEDRO	KTM	11	1:52.798	10	19.169	17	MX3 A
28	77	FABREGA CATALA, XAVIER	SUZUKI	11	1:57.181	9	23.552	18	MX3 A
29	41	TERZAN GRAU, JAUME	HONDA	9	2:08.038	9	34.409	11	MX3 B

Campionat Catalunya Motocròs. Figueres

Clasificado por vueltas

MX 3

Circuit dels Arcs 1,500 km

1ª Cursa

23/10/2011 11:20

Carrera (15:00 y 2 Vueltas) iniciado a 11:12:14

Pos.	Nº	Nombre	Moto	Vueltas	Total Tº	Mejor Tm	En Vuelta	PEC	Categ
1	10	COLOMER GENIS, XAVIER	XISPA	12	19:21.262	1:33.460	2	1	MX3 A
2	70	CAMPS PALAU, ALFRED	HONDA	12	19:38.451	1:36.349	6	1	MX3 B
3	75	COSTA GARCIA, JOSEP MARIA	YAMAHA	12	19:39.355	1:36.306	9	2	MX3 A
4	19	FONT PEREZ, JOSEP	HONDA	12	19:54.681	1:35.296	4	3	MX3 A
5	45	HERCE CARMONA, ALEX	KTM	12	20:11.039	1:38.153	3	4	MX3 A
6	1	VALL FABREGA, AGUSTI	HONDA	12	20:33.822	1:38.244	3	2	MX3 B
7	12	CERNADAS MENDOZA, LADISLAO	HONDA	12	20:38.254	1:40.294	4	3	MX3 B
8	5	TONA CASTELLS, SANTI	KTM	12	20:43.825	1:42.379	3	4	MX3 B
9	55	PEDROLA JANSÀ, MARC	HONDA	12	20:44.950	1:41.765	3	5	MX3 B
10	47	BADIELLA POCA, PAU	HONDA	12	20:56.237	1:41.527	3	5	MX3 A
11	30	MOTJE JUANMIQUEL, IGNASI	HONDA	12	21:03.059	1:42.508	8	6	MX3 A
12	59	SANCHEZ COLL, NARCIS	HONDA	11	19:26.652	1:43.091	7	6	MX3 B
13	31	CORCOLES MARTINEZ, JOSEP	YAMAHA	11	19:32.465	1:44.370	2	7	MX3 A
14	97	CAPDEVILA ALSINA, JOSEP	KAWASAKI	11	19:33.757	1:44.264	9	8	MX3 A
15	26	FOLCH SERRA, JOSEP	SUZUKI	11	19:33.805	1:43.921	11	9	MX3 A
16	60	BELLES ROMA, ALBERT	YAMAHA	11	19:55.055	1:45.087	2	10	MX3 A
17	66	COSTA AGUSTI, XAVIER	KTM	11	19:59.032	1:46.714	3	7	MX3 B
18	99	TORRENTE ABRIL, EDUARDO	HARLEY	11	20:01.523	1:47.191	3	8	MX3 B
19	46	FARRES LOPEZ, XAVIER	YAMAHA	11	20:03.370	1:46.991	6	11	MX3 A
20	91	PUIGMAL RAMONEDA, SERGI	YAMAHA	11	20:04.358	1:44.812	6	12	MX3 A
21	40	GALLART JOSA, CARLES	HONDA	11	20:07.700	1:47.049	5	9	MX3 B
22	74	COMAJUNCOSAS, MATEU	SUZUKI	11	20:29.298	1:48.956	8	13	MX3 A
23	82	REYES MARTINEZ, PEDRO	KTM	11	20:31.285	1:49.549	6	14	MX3 A
24	17	SUÑOL SALA, JOAQUIM	KTM	11	20:38.254	1:44.379	7	10	MX3 B
25	29	MEMBRIVES SANCHEZ, JORDI	SUZUKI	11	20:49.260	1:44.283	6	15	MX3 A
26	84	JORDA ESTANY, JOSEP	KTM	11	20:52.842	1:50.743	3	16	MX3 A
27	53	ROIG VARGAS, MARTI	KAWASAKI	11	21:14.232	1:51.219	4	17	MX3 A
28	77	FABREGA CATALA, XAVIER	SUZUKI	10	19:40.126	1:53.430	2	18	MX3 A
29	41	TERZAN GRAU, JAUME	HONDA	9	19:44.764	2:06.113	2	11	MX3 B

Márgen de victoria	Velocidad media	Mejor tº de vuelta	Mejor Vel.	Mejor vuelta para
17.189	55,801	1:33.460	57,779	10 - COLOMER GENIS, XAVIER

Jefe de cronometraje Nando Ribé

Orbits

Director de Carrera Josep Costa

www.mylaps.com

Licenciado a: Al Kamel Systems,S.L.

Campionat Catalunya Motocròs. Figueres

Vuelta a vuelta

MX 3

Circuit dels Arcs 1,500 km

1ª Cursa

23/10/2011 11:20

Carrera (15:00 y 2 Vueltas) iniciado a 11:12:14

Competidores	Vueltas												
	0	1	2	3	4	5	6	7	8	9	10	11	12
COLOMER GENIS, XAVIER (10)	1	10	10	10	10	10	10	10	10	10	10	10	10
CAMPS PALAU, ALFRED (70)	2	70	19	70	70	70	70	70	70	70	70	70	70
VALL FABREGA, AGUSTI (1)	3	1	70	1	1	1	75	75	75	75	75	19	75
FONT PEREZ, JOSEP (19)	4	19	1	45	45	45	75	19	19	19	19	75	19
HERCE CARMONA, ALEX (45)	5	45	45	75	75	75	45	45	45	45	45	45	45
TONA CASTELLS, SANTI (5)	6	5	75	5	19	19	19	1	1	1	1	1	1
BADIELLA POCA, PAU (47)	7	47	5	12	5	12	12	12	12	12	12	12	12
FARRES LOPEZ, XAVIER (46)	8	46	12	19	12	5	5	5	5	5	5	5	5
COSTA GARCIA, JOSEP MARIA (75)	9	75	47	47	47	47	55	55	55	55	55	55	55
FOLCH SERRA, JOSEP (26)	10	26	55	55	55	55	47	47	47	47	47	47	47
CERNADAS MENDOZA, LADISLAO	11	12	31	31	31	31	31	30	30	30	30	30	30
CORCOLES MARTINEZ, JOSEP (31)	12	31	46	26	26	26	30	30	59	59	59	59	59
GALLART JOSA, CARLES (40)	13	40	29	46	97	30	59	59	31	31	31	31	31
SUÑOL SALA, JOAQUIM (17)	14	17	26	97	30	97	26	26	26	26	97	97	97
BELLES ROMA, ALBERT (60)	15	60	40	40	46	59	97	97	97	97	26	26	26
PEDROLA JANSA, MARC (55)	16	55	97	59	59	46	46	46	17	46	60	60	60
TORRENTE ABRIL, EDUARDO (99)	17	99	59	17	40	40	40	17	46	60	46	66	66
COMAJUNCOSAS, MATEU (74)	18	74	99	30	99	99	17	40	40	66	17	46	99
COSTA AGUSTI, XAVIER (66)	19	66	17	99	66	60	99	60	60	17	66	99	46
MEMBRIVES SANCHEZ, JORDI (29)	20	29	30	66	60	66	60	99	66	40	99	40	91
SANCHEZ COLL, NARCIS (59)	21	59	66	60	91	17	66	66	99	99	40	91	40
MOTJE JUANMIQUEL, IGNASI (30)	22	30	91	91	17	82	91	91	91	91	17	74	74
ROIG VARGAS, MARTI (53)	23	53	84	84	84	74	82	82	82	82	82	82	82
FABREGA CATALA, XAVIER (77)	24	77	82	82	82	84	74	74	74	74	74	74	17
CAPDEVILA ALSINA, JOSEP (97)	25	97	60	77	74	91	84	84	84	84	84	84	29
REYES MARTINEZ, PEDRO (82)	26	82	77	74	53	53	53	53	53	53	29	29	84
JORDA ESTANY, JOSEP (84)	27	84	53	53	77	77	77	77	77	29	53	53	53
TERZAN GRAU, JAUME (41)	28	41	74	41	41	29	29	29	29	77	77	77	77
PUIGMAL RAMONEDA, SERGI (91)	29	91	41	29	29	41	41	41	41	41	41	41	41

Campionat Catalunya Motocròs. Figueres

MX 3

Circuit dels Arcs 1,500 km

1ª Cursa

23/10/2011 11:20

Carrera (15:00 y 2 Vueltas) iniciado a 11:12:14

Vuelta	empo de vuelta	Dif. resp. 1°	Hora del día
(10) COLOMER GENIS, XAVIER			
1	1:33.893	+0.433	11:13:52.495
2	1:33.460		11:15:25.955
3	1:34.669	+1.209	11:17:00.624
4	1:35.013	+1.553	11:18:35.637
5	1:35.633	+2.173	11:20:11.270
6	1:37.942	+4.482	11:21:49.212
7	1:36.184	+2.724	11:23:25.396
8	1:36.866	+3.406	11:25:02.262
9	1:38.349	+4.889	11:26:40.611
10	1:37.973	+4.513	11:28:18.584
11	1:37.383	+3.923	11:29:55.967
12	1:39.986	+6.526	11:31:35.953

Vuelta	empo de vuelta	Dif. resp. 1°	Hora del día
(70) CAMPS PALAU, ALFRED			
1	1:37.433	+1.084	11:13:56.086
2	1:37.843	+1.494	11:15:33.929
3	1:37.863	+1.514	11:17:11.792
4	1:37.141	+0.792	11:18:48.933
5	1:37.442	+1.093	11:20:26.375
6	1:36.349		11:22:02.724
7	1:38.444	+2.095	11:23:41.168
8	1:38.375	+2.026	11:25:19.543
9	1:38.192	+1.843	11:26:57.735
10	1:39.382	+3.033	11:28:37.117
11	1:37.884	+1.535	11:30:15.001
12	1:38.141	+1.792	11:31:53.142

Vuelta	empo de vuelta	Dif. resp. 1°	Hora del día
(75) COSTA GARCIA, JOSEP MARIA			
1	1:42.554	+6.248	11:14:01.548
2	1:37.774	+1.468	11:15:39.322
3	1:38.124	+1.818	11:17:17.446
4	1:38.955	+2.649	11:18:56.401
5	1:38.538	+2.232	11:20:34.939
6	1:37.834	+1.528	11:22:12.773
7	1:36.833	+0.527	11:23:49.606
8	1:36.424	+0.118	11:25:26.030
9	1:36.306		11:27:02.336
10	1:36.820	+0.514	11:28:39.156
11	1:37.911	+1.605	11:30:17.067
12	1:36.979	+0.673	11:31:54.046

Vuelta	empo de vuelta	Dif. resp. 1°	Hora del día
(19) FONT PEREZ, JOSEP			
1	1:35.781	+0.485	11:13:54.554
2	1:54.493	+19.197	11:15:49.047
3	1:37.179	+1.883	11:17:26.226
4	1:35.296		11:19:01.522
5	1:36.044	+0.748	11:20:37.566
6	1:36.634	+1.338	11:22:14.200
7	1:36.622	+1.326	11:23:50.822
8	1:36.188	+0.892	11:25:27.010
9	1:36.381	+1.085	11:27:03.391
10	1:35.960	+0.664	11:28:39.351
11	1:36.943	+1.647	11:30:16.294
12	1:53.078	+17.782	11:32:09.372

Vuelta	empo de vuelta	Dif. resp. 1°	Hora del día
(45) HERCE CARMONA, ALEX			
1	1:40.975	+2.822	11:13:59.761
2	1:38.928	+0.775	11:15:38.689
3	1:38.153		11:17:16.842
4	1:39.191	+1.038	11:18:56.033
5	1:40.472	+2.319	11:20:36.505
6	1:38.794	+0.641	11:22:15.299
7	1:40.093	+1.940	11:23:55.392
8	1:40.677	+2.524	11:25:36.069

Vuelta	empo de vuelta	Dif. resp. 1°	Hora del día
9	1:41.931	+3.778	11:27:18.000
10	1:42.211	+4.058	11:29:00.211
11	1:42.184	+4.031	11:30:42.395
12	1:43.335	+5.182	11:32:25.730

Vuelta	empo de vuelta	Dif. resp. 1°	Hora del día
(1) VALL FABREGA, AGUSTI			
1	1:39.773	+1.529	11:13:58.489
2	1:39.215	+0.971	11:15:37.704
3	1:38.244		11:17:15.948
4	1:39.746	+1.502	11:18:55.694
5	1:38.582	+0.338	11:20:34.276
6	1:55.847	+17.603	11:22:30.123
7	1:40.860	+2.616	11:24:10.983
8	1:40.384	+2.140	11:25:51.367
9	1:41.564	+3.320	11:27:32.931
10	1:41.818	+3.574	11:29:14.749
11	1:44.892	+6.648	11:30:59.641
12	1:48.872	+10.628	11:32:48.513

Vuelta	empo de vuelta	Dif. resp. 1°	Hora del día
(12) CERNADAS MENDOZA, LADISLAO			
1	1:46.044	+5.750	11:14:05.210
2	1:42.523	+2.229	11:15:47.733
3	1:41.863	+1.569	11:17:29.596
4	1:40.294		11:19:09.890
5	1:41.238	+0.944	11:20:51.128
6	1:41.613	+1.319	11:22:32.741
7	1:41.915	+1.621	11:24:14.656
8	1:41.716	+1.422	11:25:56.372
9	1:42.348	+2.054	11:27:38.720
10	1:43.872	+3.578	11:29:22.592
11	1:43.821	+3.527	11:31:06.413
12	1:46.532	+6.238	11:32:52.945

Vuelta	empo de vuelta	Dif. resp. 1°	Hora del día
(5) TONA CASTELLS, SANTI			
1	1:44.353	+1.974	11:14:03.285
2	1:43.370	+0.991	11:15:46.655
3	1:42.379		11:17:29.034
4	1:43.331	+0.952	11:19:12.365
5	1:44.165	+1.786	11:20:56.530
6	1:43.153	+0.774	11:22:39.683
7	1:42.535	+0.156	11:24:22.218
8	1:43.149	+0.770	11:26:05.367
9	1:42.931	+0.552	11:27:48.298
10	1:43.353	+0.974	11:29:31.651
11	1:43.935	+1.556	11:31:15.586
12	1:42.930	+0.551	11:32:58.516

Vuelta	empo de vuelta	Dif. resp. 1°	Hora del día
(55) PEDROLA JANSA, MARC			
1	1:47.515	+5.750	11:14:06.905
2	1:44.486	+2.721	11:15:51.391
3	1:41.765		11:17:33.156
4	1:43.291	+1.526	11:19:16.447
5	1:43.219	+1.454	11:20:59.666
6	1:42.706	+0.941	11:22:42.372
7	1:42.556	+0.791	11:24:24.928
8	1:42.502	+0.737	11:26:07.430
9	1:42.959	+1.194	11:27:50.389
10	1:43.694	+1.929	11:29:34.083
11	1:42.257	+0.492	11:31:16.340
12	1:43.301	+1.536	11:32:59.641

Vuelta	empo de vuelta	Dif. resp. 1°	Hora del día
(47) BADIELLA POCA, PAU			
1	1:46.967	+5.440	11:14:05.922
2	1:44.294	+2.767	11:15:50.216
3	1:41.527		11:17:31.743
4	1:43.437	+1.910	11:19:15.180

Vuelta	empo de vuelta	Dif. resp. 1°	Hora del día
5	1:43.789	+2.262	11:20:58.969
6	1:44.451	+2.924	11:22:43.420
7	1:45.529	+4.002	11:24:28.949
8	1:44.375	+2.848	11:26:13.324
9	1:42.907	+1.380	11:27:56.231
10	1:44.140	+2.613	11:29:40.371
11	1:44.047	+2.520	11:31:24.418
12	1:46.510	+4.983	11:33:10.928

Vuelta	empo de vuelta	Dif. resp. 1°	Hora del día
(30) MOTJE JUANMIQUEL, IGNASI			
1	1:55.342	+12.834	11:14:15.104
2	1:45.755	+3.247	11:16:00.859
3	1:43.597	+1.089	11:17:44.456
4	1:43.060	+0.552	11:19:27.516
5	1:42.912	+0.404	11:21:10.428
6	1:44.909	+2.401	11:22:55.337
7	1:42.919	+0.411	11:24:38.256
8	1:42.508		11:26:20.764
9	1:43.506	+0.998	11:28:04.270
10	1:43.765	+1.257	11:29:48.035
11	1:43.717	+1.209	11:31:31.752
12	1:45.998	+3.490	11:33:17.750

Vuelta	empo de vuelta	Dif. resp. 1°	Hora del día
(59) SANCHEZ COLL, NARCIS			
1	1:53.478	+10.387	11:14:13.111
2	1:46.825	+3.734	11:15:59.936
3	1:46.922	+3.831	11:17:46.858
4	1:43.440	+0.349	11:19:30.298
5	1:43.940	+0.849	11:21:14.238
6	1:43.970	+0.879	11:22:58.208
7	1:43.091		11:24:41.299
8	1:44.598	+1.507	11:26:25.897
9	1:44.483	+1.392	11:28:10.380
10	1:45.263	+2.172	11:29:55.643
11	1:45.700	+2.609	11:31:41.343

Vuelta	empo de vuelta	Dif. resp. 1°	Hora del día
(31) CORCOLES MARTINEZ, JOSEP			
1	1:49.948	+5.578	11:14:09.147
2	1:44.370		11:15:53.517
3	1:44.471	+0.101	11:17:37.988
4	1:44.689	+0.319	11:19:22.677
5	1:46.335	+1.965	11:21:09.012
6	1:45.420	+1.050	11:22:54.432
7	1:47.769	+3.399	11:24:42.201
8	1:47.023	+2.653	11:26:29.224
9	1:45.410	+1.040	11:28:14.634
10	1:46.449	+2.079	11:30:01.083
11	1:46.073	+1.703	11:31:47.156

Vuelta	empo de vuelta	Dif. resp. 1°	Hora del día
(97) CAPDEVILA ALSINA, JOSEP			
1	1:52.256	+7.992	11:14:12.219
2	1:46.097	+1.833	11:15:58.316
3	1:45.081	+0.817	11:17:43.397
4	1:46.286	+2.022	11:19:29.683
5	1:46.207	+1.943	11:21:15.890
6	1:45.790	+1.526	11:23:01.680
7	1:45.047	+0.783	11:24:46.727
8	1:44.886	+0.622	11:26:31.613
9	1:44.264		11:28:15.877
10	1:47.098	+2.834	11:30:02.975
11	1:45.473	+1.209	11:31:48.448

Vuelta	empo de vuelta	Dif. resp. 1°	Hora del día
(26) FOLCH SERRA, JOSEP			
1	1:51.842	+7.921	11:14:10.851
2	1:45.431	+1.510	11:15:56.282
3	1:45.235	+1.314	11:17:41.517

Campionat Catalunya Motocròs. Figueres

MX 3

Circuit dels Arcs 1,500 km

1ª Cursa

23/10/2011 11:20

Carrera (15:00 y 2 Vueltas) iniciado a 11:12:14

Vuelta	empo de vuelta	Dif. resp. 1°	Hora del día
4	1:45.720	+1.799	11:19:27.237
5	1:47.808	+3.887	11:21:15.045
6	1:46.263	+2.342	11:23:01.308
7	1:44.917	+0.996	11:24:46.225
8	1:45.134	+1.213	11:26:31.359
9	1:48.323	+4.402	11:28:19.682
10	1:44.893	+0.972	11:30:04.575
11	1:43.921		11:31:48.496

(60) BELLES ROMA, ALBERT

Vuelta	empo de vuelta	Dif. resp. 1°	Hora del día
1	2:00.452	+15.365	11:14:19.790
2	1:45.087		11:16:04.877
3	1:46.721	+1.634	11:17:51.598
4	1:46.110	+1.023	11:19:37.708
5	1:48.231	+3.144	11:21:25.939
6	1:46.456	+1.369	11:23:12.395
7	1:47.654	+2.567	11:25:00.049
8	1:47.087	+2.000	11:26:47.136
9	1:45.963	+0.876	11:28:33.099
10	1:48.282	+3.195	11:30:21.381
11	1:48.365	+3.278	11:32:09.746

(66) COSTA AGUSTI, XAVIER

Vuelta	empo de vuelta	Dif. resp. 1°	Hora del día
1	1:57.312	+10.598	11:14:16.859
2	1:47.510	+0.796	11:16:04.369
3	1:46.714		11:17:51.083
4	1:47.659	+0.945	11:19:38.742
5	1:48.316	+1.602	11:21:27.058
6	1:47.215	+0.501	11:23:14.273
7	1:47.159	+0.445	11:25:01.432
8	1:48.161	+1.447	11:26:49.593
9	1:47.398	+0.684	11:28:36.991
10	1:48.225	+1.511	11:30:25.216
11	1:48.507	+1.793	11:32:13.723

(99) TORRENTE ABRIL, EDUARDO

Vuelta	empo de vuelta	Dif. resp. 1°	Hora del día
1	1:54.949	+7.758	11:14:14.427
2	1:48.272	+1.081	11:16:02.699
3	1:47.191		11:17:49.890
4	1:47.489	+0.298	11:19:37.379
5	1:47.564	+0.373	11:21:24.943
6	1:47.980	+0.789	11:23:12.923
7	1:49.041	+1.850	11:25:01.964
8	1:49.606	+2.415	11:26:51.570
9	1:47.626	+0.435	11:28:39.196
10	1:48.654	+1.463	11:30:27.850
11	1:48.364	+1.173	11:32:16.214

(46) FARRÉS LOPEZ, XAVIER

Vuelta	empo de vuelta	Dif. resp. 1°	Hora del día
1	1:50.233	+3.242	11:14:09.221
2	1:48.937	+1.946	11:15:58.158
3	1:48.562	+1.571	11:17:46.720
4	1:47.549	+0.558	11:19:34.269
5	1:47.246	+0.255	11:21:21.515
6	1:46.991		11:23:08.506
7	1:49.953	+2.962	11:24:58.459
8	1:47.554	+0.563	11:26:46.013
9	1:49.776	+2.785	11:28:35.789
10	1:51.609	+4.618	11:30:27.398
11	1:50.663	+3.672	11:32:18.061

(91) PUIGMAL RAMONEDA, SERGI

Vuelta	empo de vuelta	Dif. resp. 1°	Hora del día
1	1:50.335	+5.523	11:14:17.746
2	1:48.301	+3.489	11:16:06.047
3	1:46.318	+1.506	11:17:52.365
4	2:03.797	+18.985	11:19:56.162

Vuelta	empo de vuelta	Dif. resp. 1°	Hora del día
5	1:46.691	+1.879	11:21:42.853
6	1:44.812		11:23:27.665
7	1:47.103	+2.291	11:25:14.768
8	1:45.584	+0.772	11:27:00.352
9	1:46.020	+1.208	11:28:46.372
10	1:46.621	+1.809	11:30:32.993
11	1:46.056	+1.244	11:32:19.049

(40) GALLART JOSA, CARLES

Vuelta	empo de vuelta	Dif. resp. 1°	Hora del día
1	1:52.227	+5.178	11:14:11.481
2	1:47.480	+0.431	11:15:58.961
3	1:49.773	+2.724	11:17:48.734
4	1:47.620	+0.571	11:19:36.354
5	1:47.049		11:21:23.403
6	1:48.478	+1.429	11:23:11.881
7	1:47.524	+0.475	11:24:59.405
8	1:51.229	+4.180	11:26:50.634
9	1:50.851	+3.802	11:28:41.485
10	1:50.699	+3.650	11:30:32.184
11	1:50.207	+3.158	11:32:22.391

(74) COMAJUNCOSAS, MATEU

Vuelta	empo de vuelta	Dif. resp. 1°	Hora del día
1	2:03.307	+14.351	11:14:22.814
2	1:52.537	+3.581	11:16:15.351
3	1:49.450	+0.494	11:18:04.801
4	1:50.390	+1.434	11:19:55.191
5	1:50.936	+1.980	11:21:46.127
6	1:49.394	+0.438	11:23:35.521
7	1:50.262	+1.306	11:25:25.783
8	1:48.956		11:27:14.739
9	1:50.843	+1.887	11:29:05.582
10	1:49.295	+0.339	11:30:54.877
11	1:49.112	+0.156	11:32:43.989

(82) REYES MARTINEZ, PEDRO

Vuelta	empo de vuelta	Dif. resp. 1°	Hora del día
1	1:58.422	+8.873	11:14:18.532
2	1:53.921	+4.372	11:16:12.453
3	1:50.712	+1.163	11:18:03.165
4	1:50.662	+1.113	11:19:53.827
5	1:50.726	+1.177	11:21:44.553
6	1:49.549		11:23:34.102
7	1:49.814	+0.265	11:25:23.916
8	1:50.325	+0.776	11:27:14.241
9	1:50.584	+1.035	11:29:04.825
10	1:49.620	+0.071	11:30:54.445
11	1:51.531	+1.982	11:32:45.976

(17) SUÑOL SALA, JOAQUIM

Vuelta	empo de vuelta	Dif. resp. 1°	Hora del día
1	1:55.400	+11.021	11:14:14.728
2	1:45.469	+1.090	11:16:00.197
3	1:52.901	+8.522	11:17:53.098
4	1:45.965	+1.586	11:19:39.063
5	1:44.971	+0.592	11:21:24.034
6	1:44.782	+0.403	11:23:08.816
7	1:44.379		11:24:53.195
8	1:57.216	+12.837	11:26:50.411
9	1:46.442	+2.063	11:28:36.853
10	2:08.228	+23.849	11:30:45.081
11	2:07.864	+23.485	11:32:52.946

(29) MEMBRIVES SANCHEZ, JORDI

Vuelta	empo de vuelta	Dif. resp. 1°	Hora del día
1	1:50.224	+5.941	11:14:09.857
2	2:58.660	+1:14.377	11:17:08.517
3	1:49.986	+5.703	11:18:58.503
4	1:45.627	+1.344	11:20:44.130
5	1:45.137	+0.854	11:22:29.267

Vuelta	empo de vuelta	Dif. resp. 1°	Hora del día
6	1:44.283		11:24:13.550
7	1:45.637	+1.354	11:25:59.187
8	1:44.596	+0.313	11:27:43.783
9	1:46.002	+1.719	11:29:29.785
10	1:46.622	+2.339	11:31:16.407
11	1:47.544	+3.261	11:33:03.951

(84) JORDA ESTANY, JOSEP

Vuelta	empo de vuelta	Dif. resp. 1°	Hora del día
1	1:57.701	+6.958	11:14:17.824
2	1:53.970	+3.227	11:16:11.794
3	1:50.743		11:18:02.537
4	1:53.424	+2.681	11:19:55.961
5	1:53.452	+2.709	11:21:49.413
6	1:52.890	+2.147	11:23:42.303
7	1:52.312	+1.569	11:25:34.615
8	1:52.241	+1.498	11:27:26.856
9	1:52.009	+1.266	11:29:18.865
10	1:53.854	+3.111	11:31:12.719
11	1:54.814	+4.071	11:33:07.533

(53) ROIG VARGAS, MARTI

Vuelta	empo de vuelta	Dif. resp. 1°	Hora del día
1	2:02.687	+11.468	11:14:22.504
2	1:52.928	+1.709	11:16:15.432
3	1:52.721	+1.502	11:18:08.153
4	1:51.219		11:19:59.372
5	1:52.408	+1.189	11:21:51.780
6	1:53.538	+2.319	11:23:45.318
7	1:53.690	+2.471	11:25:39.008
8	1:56.154	+4.935	11:27:35.162
9	1:55.995	+4.776	11:29:31.157
10	1:56.997	+5.778	11:31:28.154
11	2:00.769	+9.550	11:33:28.923

(77) FABREGA CATALA, XAVIER

Vuelta	empo de vuelta	Dif. resp. 1°	Hora del día
1	2:01.718	+8.288	11:14:21.651
2	1:53.430		11:16:15.081
3	1:54.219	+0.789	11:18:09.300
4	1:54.147	+0.717	11:20:03.447
5	1:55.183	+1.753	11:21:58.630
6	1:59.553	+6.123	11:23:58.183
7	1:56.943	+3.513	11:25:55.126
8	2:00.972	+7.542	11:27:56.098
9	1:58.110	+4.680	11:29:54.208
10	2:00.609	+7.179	11:31:54.817

(41) TERZAN GRAU, JAUME

Vuelta	empo de vuelta	Dif. resp. 1°	Hora del día
1	2:09.822	+3.709	11:14:30.419
2	2:06.113		11:16:36.532
3	2:07.933	+1.820	11:18:44.465
4	2:12.044	+5.931	11:20:56.509
5	2:15.891	+9.778	11:23:12.400
6	2:10.156	+4.043	11:25:22.556
7	2:10.306	+4.193	11:27:32.862
8	2:12.190	+6.077	11:29:45.052
9	2:14.403	+8.290	11:31:59.455

Campionat Catalunya Motocròs. Figueres

Clasificado por vueltas

MX 3

Circuit dels Arcs 1,500 km

2ª Cursa

23/10/2011 12:55

Carrera (15:00 y 2 Vueltas) iniciado a 12:42:52

Pos.	Nº	Nombre	Moto	Vueltas	Total Tº	Mejor Tm	En Vuelta	PEC	Categ
1	10	COLOMER GENIS, XAVIER	XISPA	12	19:27.829	1:33.476	2	1	MX3 A
2	19	FONT PEREZ, JOSEP	HONDA	12	19:30.294	1:35.648	7	2	MX3 A
3	75	COSTA GARCIA, JOSEP MARIA	YAMAHA	12	19:30.775	1:36.261	6	3	MX3 A
4	1	VALL FABREGA, AGUSTI	HONDA	12	20:13.091	1:38.358	12	1	MX3 B
5	45	HERCE CARMONA, ALEX	KTM	12	20:15.955	1:37.812	2	4	MX3 A
6	12	CERNADAS MENDOZA, LADISLAO	HONDA	12	20:35.981	1:41.002	9	2	MX3 B
7	5	TONA CASTELLS, SANTI	KTM	12	20:38.823	1:41.247	7	3	MX3 B
8	55	PEDROLA JANSA, MARC	HONDA	12	20:39.398	1:40.595	12	4	MX3 B
9	47	BADIELLA POCA, PAU	HONDA	12	20:40.905	1:41.636	12	5	MX3 A
10	30	MOTJE JUANMIQUEL, IGNASI	HONDA	12	20:51.071	1:41.288	3	6	MX3 A
11	17	SUÑOL SALA, JOAQUIM	KTM	12	21:00.164	1:43.501	4	5	MX3 B
12	31	CORCOLES MARTINEZ, JOSEP	YAMAHA	12	21:02.665	1:43.523	3	7	MX3 A
13	59	SANCHEZ COLL, NARCIS	HONDA	12	21:04.492	1:43.075	7	6	MX3 B
14	29	MEMBRIVES SANCHEZ, JORDI	SUZUKI	12	21:05.222	1:43.074	9	8	MX3 A
15	60	BELLES ROMA, ALBERT	YAMAHA	12	21:05.868	1:43.145	9	9	MX3 A
16	99	TORRENTE ABRIL, EDUARDO	HARLEY	11	19:33.702	1:44.453	3	7	MX3 B
17	66	COSTA AGUSTI, XAVIER	KTM	11	19:34.061	1:44.866	7	8	MX3 B
18	97	CAPDEVILA ALSINA, JOSEP	KAWASAKI	11	19:37.865	1:45.065	5	10	MX3 A
19	26	FOLCH SERRA, JOSEP	SUZUKI	11	19:51.037	1:44.838	2	11	MX3 A
20	46	FARRES LOPEZ, XAVIER	YAMAHA	11	19:55.871	1:46.029	5	12	MX3 A
21	91	PUIGMAL RAMONEDA, SERGI	YAMAHA	11	19:58.361	1:45.597	6	13	MX3 A
22	40	GALLART JOSA, CARLES	HONDA	11	20:02.732	1:45.664	5	9	MX3 B
23	84	JORDA ESTANY, JOSEP	KTM	11	20:27.138	1:48.546	9	14	MX3 A
24	53	ROIG VARGAS, MARTI	KAWASAKI	11	20:35.052	1:49.510	5	15	MX3 A
25	82	REYES MARTINEZ, PEDRO	KTM	11	20:37.556	1:49.392	11	16	MX3 A
26	74	COMAJUNCOSAS, MATEU	SUZUKI	11	20:55.932	1:48.978	6	17	MX3 A
27	77	FABREGA CATALA, XAVIER	SUZUKI	11	20:58.743	1:51.591	3	18	MX3 A
28	41	TERZAN GRAU, JAUME	HONDA	10	21:17.972	2:03.422	8	10	MX3 B
29	70	CAMPS PALAU, ALFRED	HONDA	4	19:46.816	1:37.317	1	11	MX3 B

Márgen de victoria	Velocidad media	Mejor tº de vuelta	Mejor Vel.	Mejor vuelta para
2.465	55,488	1:33.476	57,769	10 - COLOMER GENIS, XAVIER

Jefe de cronometraje Nando Ribé

Orbits

Director de Carrera Josep Costa

www.mylaps.com

Licenciado a: Al Kamel Systems,S.L.

Campionat Catalunya Motocròs. Figueres

Vuelta a vuelta

MX 3

Circuit dels Arcs 1,500 km

2ª Cursa

23/10/2011 12:55

Carrera (15:00 y 2 Vueltas) iniciado a 12:42:52

Competidores		Vueltas												
		0	1	2	3	4	5	6	7	8	9	10	11	12
COLOMER GENIS, XAVIER (10)	1	10	10	10	10	10	10	10	10	10	10	10	10	10
CAMPS PALAU, ALFRED (70)	2	70	70	75	75	75	75	75	75	19	19	19	19	19
HERCE CARMONA, ALEX (45)	3	45	75	70	19	19	19	19	19	75	75	75	75	75
COSTA GARCIA, JOSEP MARIA (75)	4	75	45	45	45	45	45	45	45	45	45	45	45	1
BADIELLA POCA, PAU (47)	5	47	19	19	47	55	1	1	1	1	1	1	1	45
CORCOLES MARTINEZ, JOSEP (31)	6	31	47	47	55	1	55	55	12	12	12	12	12	12
TONA CASTELLS, SANTI (5)	7	5	31	12	12	47	12	12	55	55	5	5	5	5
SUÑOL SALA, JOAQUIM (17)	8	17	12	55	1	12	47	5	5	5	55	55	55	55
FONT PEREZ, JOSEP (19)	9	19	5	31	31	5	5	47	47	47	47	47	47	47
COSTA AGUSTI, XAVIER (66)	10	66	55	1	5	31	31	30	30	30	30	30	30	30
FOLCH SERRA, JOSEP (26)	11	26	17	5	17	17	30	31	31	17	17	17	17	17
CERNADAS MENDOZA, LADISLAO	12	12	1	17	30	30	17	17	17	31	31	31	31	31
TORRENTE ABRIL, EDUARDO (99)	13	99	26	26	26	26	26	99	59	59	59	59	59	59
MOTJE JUANMIQUEL, IGNASI (30)	14	30	99	30	99	59	99	59	99	29	29	29	29	29
SANCHEZ COLL, NARCIS (59)	15	59	59	99	59	99	29	29	29	60	60	60	60	60
VALL FABREGA, AGUSTI (1)	16	1	30	59	60	29	59	26	60	99	99	99	99	99
PEDROLA JANSÀ, MARC (55)	17	55	60	60	29	60	60	60	66	66	66	66	66	66
FARRES LOPEZ, XAVIER (46)	18	46	29	29	66	66	66	66	26	97	97	97	97	97
MEMBRIVES SANCHEZ, JORDI (29)	19	29	66	66	97	97	97	97	26	26	26	26	26	26
GALLART JOSA, CARLES (40)	20	40	97	97	40	40	40	40	40	46	46	46	46	46
COMAJUNCOSAS, MATEU (74)	21	74	40	40	46	46	46	46	46	46	40	91	91	91
CAPDEVILA ALSINA, JOSEP (97)	22	97	46	46	91	91	91	91	91	91	91	40	40	40
REYES MARTINEZ, PEDRO (82)	23	82	91	91	84	84	84	84	84	84	84	84	84	84
PUIGMAL RAMONEDA, SERGI (91)	24	91	84	84	53	53	53	53	53	53	53	53	53	53
ROIG VARGAS, MARTI (53)	25	53	53	53	77	77	82	82	82	82	82	82	82	82
BELLES ROMA, ALBERT (60)	26	60	77	82	82	82	77	77	77	77	77	77	77	74
FABREGA CATALA, XAVIER (77)	27	77	74	77	74	74	74	74	74	74	74	74	74	77
JORDA ESTANY, JOSEP (84)	28	84	82	74	70	41	41	41	41	41	41	41	41	41
TERZAN GRAU, JAUME (41)	29	41	41	41	41	70								

Campionat Catalunya Motocròs. Figueres

MX 3

Circuit dels Arcs 1,500 km

2ª Cursa

23/10/2011 12:55

Carrera (15:00 y 2 Vueltas) iniciado a 12:42:52

Vuelta	empo de vuelta	Dif. resp. 1°	Hora del día
(10) COLOMER GENIS, XAVIER			
1	1:35.595	+2.119	12:44:32.229
2	1:33.476		12:46:05.705
3	1:35.174	+1.698	12:47:40.879
4	1:34.812	+1.336	12:49:15.691
5	1:34.843	+1.367	12:50:50.534
6	1:35.915	+2.439	12:52:26.449
7	1:35.844	+2.368	12:54:02.293
8	1:35.464	+1.988	12:55:37.757
9	1:36.814	+3.338	12:57:14.571
10	1:38.270	+4.794	12:58:52.841
11	1:44.969	+11.493	13:00:37.810
12	1:42.617	+9.141	13:02:20.427

Vuelta	empo de vuelta	Dif. resp. 1°	Hora del día
(19) FONT PEREZ, JOSEP			
1	1:41.637	+5.989	12:44:38.758
2	1:36.758	+1.110	12:46:15.516
3	1:36.371	+0.723	12:47:51.887
4	1:35.686	+0.038	12:49:27.573
5	1:36.531	+0.883	12:51:04.104
6	1:35.971	+0.323	12:52:40.075
7	1:35.648		12:54:15.723
8	1:37.607	+1.959	12:55:53.330
9	1:36.179	+0.531	12:57:29.509
10	1:38.517	+2.869	12:59:08.026
11	1:36.939	+1.291	13:00:44.965
12	1:37.927	+2.279	13:02:22.892

Vuelta	empo de vuelta	Dif. resp. 1°	Hora del día
(75) COSTA GARCIA, JOSEP MARIA			
1	1:38.071	+1.810	12:44:34.944
2	1:36.487	+0.226	12:46:11.431
3	1:36.900	+0.639	12:47:48.331
4	1:36.321	+0.060	12:49:24.652
5	1:37.200	+0.939	12:51:01.852
6	1:36.261		12:52:38.113
7	1:36.750	+0.489	12:54:14.863
8	1:39.112	+2.851	12:55:53.975
9	1:37.600	+1.339	12:57:31.575
10	1:37.135	+0.874	12:59:08.710
11	1:36.920	+0.659	13:00:45.630
12	1:37.743	+1.482	13:02:23.373

Vuelta	empo de vuelta	Dif. resp. 1°	Hora del día
(1) VALL FABREGA, AGUSTI			
1	1:46.973	+8.615	12:44:44.397
2	1:42.611	+4.253	12:46:27.008
3	1:40.275	+1.917	12:48:07.283
4	1:41.691	+3.333	12:49:48.974
5	1:40.192	+1.834	12:51:29.166
6	1:40.312	+1.954	12:53:09.478
7	1:38.815	+0.457	12:54:48.293
8	1:39.646	+1.288	12:56:27.939
9	1:39.867	+1.509	12:58:07.806
10	1:39.875	+1.517	12:59:47.681
11	1:39.650	+1.292	13:01:27.331
12	1:38.358		13:03:05.689

Vuelta	empo de vuelta	Dif. resp. 1°	Hora del día
(45) HERCE CARMONA, ALEX			
1	1:40.008	+2.196	12:44:36.793
2	1:37.812		12:46:14.605
3	1:40.357	+2.545	12:47:54.962
4	1:39.394	+1.582	12:49:34.356
5	1:42.503	+4.691	12:51:16.859
6	1:41.302	+3.490	12:52:58.161
7	1:41.127	+3.315	12:54:39.288
8	1:40.972	+3.160	12:56:20.260

Vuelta	empo de vuelta	Dif. resp. 1°	Hora del día
9	1:41.605	+3.793	12:58:01.865
10	1:41.907	+4.095	12:59:43.772
11	1:42.313	+4.501	13:01:26.085
12	1:42.468	+4.656	13:03:08.553

Vuelta	empo de vuelta	Dif. resp. 1°	Hora del día
(12) CERNADAS MENDOZA, LADISLAO			
1	1:45.177	+4.175	12:44:42.410
2	1:41.862	+0.860	12:46:24.272
3	1:42.520	+1.518	12:48:06.792
4	1:43.476	+2.474	12:49:50.268
5	1:41.608	+0.606	12:51:31.876
6	1:42.272	+1.270	12:53:14.148
7	1:41.684	+0.682	12:54:55.832
8	1:41.096	+0.094	12:56:36.928
9	1:41.002		12:58:17.930
10	1:43.032	+2.030	13:00:00.962
11	1:42.761	+1.759	13:01:43.723
12	1:44.856	+3.854	13:03:28.579

Vuelta	empo de vuelta	Dif. resp. 1°	Hora del día
(5) TONA CASTELLS, SANTI			
1	1:45.729	+4.482	12:44:42.755
2	1:44.677	+3.430	12:46:27.432
3	1:43.107	+1.860	12:48:10.539
4	1:41.576	+0.329	12:49:52.115
5	1:42.512	+1.265	12:51:34.627
6	1:42.540	+1.293	12:53:17.167
7	1:41.247		12:54:58.414
8	1:41.920	+0.673	12:56:40.334
9	1:41.487	+0.240	12:58:21.821
10	1:43.106	+1.859	13:00:04.927
11	1:44.275	+3.028	13:01:49.202
12	1:42.219	+0.972	13:03:31.421

Vuelta	empo de vuelta	Dif. resp. 1°	Hora del día
(55) PEDROLA JANSA, MARC			
1	1:45.338	+4.743	12:44:42.777
2	1:41.732	+1.137	12:46:24.509
3	1:41.549	+0.954	12:48:06.058
4	1:41.633	+1.038	12:49:47.691
5	1:43.116	+2.521	12:51:30.807
6	1:43.010	+2.415	12:53:13.817
7	1:43.551	+2.956	12:54:57.368
8	1:42.749	+2.154	12:56:40.117
9	1:44.099	+3.504	12:58:24.216
10	1:43.097	+2.502	13:00:07.313
11	1:44.088	+3.493	13:01:51.401
12	1:40.595		13:03:31.996

Vuelta	empo de vuelta	Dif. resp. 1°	Hora del día
(47) BADIELLA POCA, PAU			
1	1:42.482	+0.846	12:44:39.365
2	1:44.039	+2.403	12:46:23.404
3	1:42.200	+0.564	12:48:05.604
4	1:44.064	+2.428	12:49:49.668
5	1:44.556	+2.920	12:51:34.224
6	1:44.809	+3.173	12:53:19.033
7	1:41.978	+0.342	12:55:01.011
8	1:42.090	+0.454	12:56:43.101
9	1:42.223	+0.587	12:58:25.324
10	1:42.443	+0.807	13:00:07.767
11	1:44.100	+2.464	13:01:51.867
12	1:41.636		13:03:33.503

Vuelta	empo de vuelta	Dif. resp. 1°	Hora del día
(30) MOTJE JUANMIQUEL, IGNASI			
1	1:50.807	+9.519	12:44:48.123
2	1:43.137	+1.849	12:46:31.260
3	1:41.288		12:48:12.548
4	1:43.577	+2.289	12:49:56.125

Vuelta	empo de vuelta	Dif. resp. 1°	Hora del día
5	1:43.228	+1.940	12:51:39.353
6	1:42.127	+0.839	12:53:21.480
7	1:43.196	+1.908	12:55:04.676
8	1:43.029	+1.741	12:56:47.705
9	1:43.602	+2.314	12:58:31.307
10	1:44.032	+2.744	13:00:15.339
11	1:44.168	+2.880	13:01:59.507
12	1:44.162	+2.874	13:03:43.669

Vuelta	empo de vuelta	Dif. resp. 1°	Hora del día
(17) SUÑOL SALA, JOAQUIM			
1	1:46.778	+3.277	12:44:43.834
2	1:44.050	+0.549	12:46:27.884
3	1:43.748	+0.247	12:48:11.632
4	1:43.501		12:49:55.133
5	1:45.008	+1.507	12:51:40.141
6	1:44.054	+0.553	12:53:24.195
7	1:44.026	+0.525	12:55:08.221
8	1:43.942	+0.441	12:56:52.163
9	1:45.002	+1.501	12:58:37.165
10	1:44.573	+1.072	13:00:21.738
11	1:44.650	+1.149	13:02:06.388
12	1:46.374	+2.873	13:03:52.762

Vuelta	empo de vuelta	Dif. resp. 1°	Hora del día
(31) CORCOLES MARTINEZ, JOSEP			
1	1:43.929	+0.406	12:44:40.917
2	1:45.616	+2.093	12:46:26.533
3	1:43.523		12:48:10.056
4	1:44.468	+0.945	12:49:54.524
5	1:43.852	+0.329	12:51:38.376
6	1:44.758	+1.235	12:53:23.134
7	1:44.974	+1.451	12:55:08.108
8	1:46.124	+2.601	12:56:54.232
9	1:44.970	+1.447	12:58:39.202
10	1:45.617	+2.094	13:00:24.819
11	1:44.522	+0.999	13:02:09.341
12	1:45.922	+2.399	13:03:55.263

Vuelta	empo de vuelta	Dif. resp. 1°	Hora del día
(59) SANCHEZ COLL, NARCIS			
1	1:50.193	+7.118	12:44:47.531
2	1:45.201	+2.126	12:46:32.732
3	1:44.613	+1.538	12:48:17.345
4	1:44.892	+1.817	12:50:02.237
5	1:46.757	+3.682	12:51:48.994
6	1:44.860	+1.785	12:53:33.854
7	1:43.075		12:55:16.929
8	1:44.316	+1.241	12:57:01.245
9	1:43.380	+0.305	12:58:44.625
10	1:43.670	+0.595	13:00:28.295
11	1:44.269	+1.194	13:02:12.564
12	1:44.526	+1.451	13:03:57.090

Vuelta	empo de vuelta	Dif. resp. 1°	Hora del día
(29) MEMBRIVES SANCHEZ, JORDI			
1	1:51.947	+8.873	12:44:49.504
2	1:45.031	+1.957	12:46:34.535
3	1:44.523	+1.449	12:48:19.058
4	1:44.263	+1.189	12:50:03.321
5	1:44.984	+1.910	12:51:48.305
6	1:46.416	+3.342	12:53:34.721
7	1:44.181	+1.107	12:55:18.902
8	1:43.877	+0.803	12:57:02.779
9	1:43.074		12:58:45.853
10	1:43.141	+0.067	13:00:28.994
11	1:44.296	+1.222	13:02:13.290
12	1:44.530	+1.456	13:03:57.820

Vuelta	empo de vuelta	Dif. resp. 1°	Hora del día
(60) BELLES ROMA, ALBERT			

Campionat Catalunya Motocròs. Figueres

MX 3

Circuit dels Arcs 1,500 km

2ª Cursa

23/10/2011 12:55

Carrera (15:00 y 2 Vueltas) iniciado a 12:42:52

Vuelta	empo de vuelta	Dif. resp. 1°	Hora del día
1	1:50.840	+7.695	12:44:48.927
2	1:44.754	+1.609	12:46:33.681
3	1:44.716	+1.571	12:48:18.397
4	1:45.731	+2.586	12:50:04.128
5	1:46.514	+3.369	12:51:50.642
6	1:46.034	+2.889	12:53:36.676
7	1:44.049	+0.904	12:55:20.725
8	1:43.722	+0.577	12:57:04.447
9	1:43.145		12:58:47.592
10	1:43.848	+0.703	13:00:31.440
11	1:43.208	+0.063	13:02:14.648
12	1:43.818	+0.673	13:03:58.466

(99) TORRENTE ABRIL, EDUARDO

1	1:49.958	+5.505	12:44:47.207
2	1:45.478	+1.025	12:46:32.685
3	1:44.453		12:48:17.138
4	1:45.878	+1.425	12:50:03.016
5	1:45.089	+0.636	12:51:48.105
6	1:45.456	+1.003	12:53:33.561
7	1:45.146	+0.693	12:55:18.707
8	1:46.424	+1.971	12:57:05.131
9	1:46.093	+1.640	12:58:51.224
10	1:47.539	+3.086	13:00:38.763
11	1:47.537	+3.084	13:02:26.300

(66) COSTAAGUSTI, XAVIER

1	1:53.068	+8.202	12:44:50.209
2	1:45.324	+0.458	12:46:35.533
3	1:45.465	+0.599	12:48:20.998
4	1:45.208	+0.342	12:50:06.206
5	1:45.166	+0.300	12:51:51.372
6	1:46.164	+1.298	12:53:37.536
7	1:44.866		12:55:22.402
8	1:45.580	+0.714	12:57:07.982
9	1:46.869	+2.003	12:58:54.851
10	1:45.913	+1.047	13:00:40.764
11	1:45.895	+1.029	13:02:26.659

(97) CAPDEVILA ALSINA, JOSEP

1	1:53.399	+8.334	12:44:51.071
2	1:45.140	+0.075	12:46:36.211
3	1:45.236	+0.171	12:48:21.447
4	1:45.192	+0.127	12:50:06.639
5	1:45.065		12:51:51.704
6	1:46.160	+1.095	12:53:37.864
7	1:46.436	+1.371	12:55:24.300
8	1:45.371	+0.306	12:57:09.671
9	1:46.570	+1.505	12:58:56.241
10	1:45.507	+0.442	13:00:41.748
11	1:48.715	+3.650	13:02:30.463

(26) FOLCH SERRA, JOSEP

1	1:48.322	+3.484	12:44:45.553
2	1:44.838		12:46:30.391
3	1:45.554	+0.716	12:48:15.945
4	1:45.528	+0.690	12:50:01.473
5	1:45.747	+0.909	12:51:47.220
6	1:49.071	+4.233	12:53:36.291
7	1:47.976	+3.138	12:55:24.267
8	1:49.116	+4.278	12:57:13.383
9	1:49.531	+4.693	12:59:02.914
10	1:49.778	+4.940	13:00:52.692
11	1:50.943	+6.105	13:02:43.635

(46) FARRÉS LOPEZ, XAVIER

1	1:55.719	+9.690	12:44:53.258
2	1:46.274	+0.245	12:46:39.532
3	1:46.495	+0.466	12:48:26.027
4	1:46.372	+0.343	12:50:12.399
5	1:46.029		12:51:58.428
6	1:47.669	+1.640	12:53:46.097
7	1:48.025	+1.996	12:55:34.122
8	1:49.578	+3.549	12:57:23.700
9	1:48.325	+2.296	12:59:12.025
10	1:47.591	+1.562	13:00:59.616
11	1:48.853	+2.824	13:02:48.469

(91) PUIGMAL RAMONEDA, SERGI

1	1:55.465	+9.868	12:44:53.353
2	1:46.917	+1.320	12:46:40.270
3	1:46.787	+1.190	12:48:27.057
4	1:50.549	+4.952	12:50:17.606
5	1:45.890	+0.293	12:52:03.496
6	1:45.597		12:53:49.093
7	1:46.919	+1.322	12:55:36.012
8	1:48.425	+2.828	12:57:24.437
9	1:48.882	+3.285	12:59:13.319
10	1:46.892	+1.295	13:01:00.211
11	1:50.748	+5.151	13:02:50.959

(40) GALLART JOSA, CARLES

1	1:54.486	+8.822	12:44:52.070
2	1:46.630	+0.966	12:46:38.700
3	1:46.422	+0.758	12:48:25.122
4	1:46.553	+0.889	12:50:11.675
5	1:45.664		12:51:57.339
6	1:47.308	+1.644	12:53:44.647
7	1:47.625	+1.961	12:55:32.272
8	1:50.544	+4.880	12:57:22.816
9	1:49.809	+4.145	12:59:12.625
10	1:50.789	+5.125	13:01:03.414
11	1:51.916	+6.252	13:02:55.330

(84) JORDA ESTANY, JOSEP

1	1:56.601	+8.055	12:44:54.976
2	1:50.216	+1.670	12:46:45.192
3	1:50.486	+1.940	12:48:35.678
4	1:51.169	+2.623	12:50:26.847
5	1:49.697	+1.151	12:52:16.544
6	1:50.031	+1.485	12:54:06.575
7	1:50.509	+1.963	12:55:57.084
8	1:50.310	+1.764	12:57:47.394
9	1:48.546		12:59:35.940
10	1:52.925	+4.379	13:01:28.865
11	1:50.871	+2.325	13:03:19.736

(53) ROIG VARGAS, MARTI

1	1:58.928	+9.418	12:44:56.830
2	1:50.548	+1.038	12:46:47.378
3	1:50.316	+0.806	12:48:37.694
4	1:50.023	+0.513	12:50:27.717
5	1:49.510		12:52:17.227
6	1:50.678	+1.168	12:54:07.905
7	1:51.231	+1.721	12:55:59.136
8	1:51.360	+1.850	12:57:50.496
9	1:51.403	+1.893	12:59:41.899
10	1:53.813	+4.303	13:01:35.712
11	1:51.938	+2.428	13:03:27.650

(82) REYES MARTINEZ, PEDRO

1	2:00.384	+10.992	12:44:58.184
---	----------	---------	--------------

2	1:49.776	+0.384	12:46:47.960
3	1:56.175	+6.783	12:48:44.135
4	1:49.635	+0.243	12:50:33.770
5	1:50.150	+0.758	12:52:23.920
6	1:51.262	+1.870	12:54:15.182
7	1:52.061	+2.669	12:56:07.243
8	1:49.974	+0.582	12:57:57.217
9	1:53.700	+4.308	12:59:50.917
10	1:49.845	+0.453	13:01:40.762
11	1:49.392		13:03:30.154

(74) COMAJUNCOSAS, MATEU

1	1:59.778	+10.800	12:44:57.431
2	2:08.855	+19.877	12:47:06.286
3	1:50.067	+1.089	12:48:56.353
4	1:50.363	+1.385	12:50:46.716
5	1:52.814	+3.836	12:52:39.530
6	1:48.978		12:54:28.508
7	1:49.234	+0.256	12:56:17.742
8	1:53.375	+4.397	12:58:11.117
9	1:53.792	+4.814	13:00:04.909
10	1:53.583	+4.605	13:01:58.492
11	1:50.038	+1.060	13:03:48.530

(77) FABREGA CATALA, XAVIER

1	1:59.097	+7.506	12:44:57.392
2	1:52.115	+0.524	12:46:49.507
3	1:51.591		12:48:41.098
4	1:52.081	+0.490	12:50:33.179
5	1:53.989	+2.398	12:52:27.168
6	1:54.296	+2.705	12:54:21.464
7	1:53.582	+1.991	12:56:15.046
8	1:55.761	+4.170	12:58:10.807
9	1:53.476	+1.885	13:00:04.283
10	1:53.715	+2.124	13:01:57.998
11	1:53.343	+1.752	13:03:51.341

(41) TERZAN GRAU, JAUME

1	2:05.991	+2.569	12:45:04.828
2	2:04.758	+1.336	12:47:09.586
3	2:07.217	+3.795	12:49:16.803
4	2:07.112	+3.690	12:51:23.915
5	2:09.417	+5.995	12:53:33.332
6	2:10.741	+7.319	12:55:44.073
7	2:08.103	+4.681	12:57:52.176
8	2:03.422		12:59:55.598
9	2:08.692	+5.270	13:02:04.290
10	2:06.280	+2.858	13:04:10.570

(70) CAMPS PALAU, ALFRED

1	1:37.317		12:44:33.966
2	1:39.679	+2.362	12:46:13.645
3	2:54.532	+1:17.215	12:49:08.177
4	13:31.237	+11:53.920	13:02:39.414

Campionat Catalunya Motocròs. Figueres

MX 3

Circuit dels Arcs 1,500 km

FINAL MX3 A-B

Pos.	Nº	Nombre	Total puntos	R1.	R2.	Total Tº	Vueltas	Club
MX3 A								
1	10	COLOMER GENIS, XAVIER	100	50	50	38:49.092	24	Fap Energy
2	19	FONT PEREZ, JOSEP	84	40	44	39:24.976	24	Mc Segre
3	75	COSTA GARCIA, JOSEP MARIA	84	44	40	39:10.131	24	Mc Moianes
4	45	HERCE CARMONA, ALEX	76	38	38	40:26.995	24	Mc Costa Brava
5	47	BADIELLA POCA, PAU	72	36	36	41:37.143	24	Mc. Polea SX
6	30	MOTJE JUANMIQUEL, IGNASI	68	34	34	41:54.131	24	Mc St.Hilari
7	31	CORCOLES MARTINEZ, JOSEP	64	32	32	40:35.131	23	Mc St.Celoni
8	97	CAPDEVILA ALSINA, JOSEP	56	30	26	39:11.623	22	Amv Torroella
9	60	BELLES ROMA, ALBERT	54	26	28	41:00.924	23	Mc Segre
10	26	FOLCH SERRA, JOSEP	53	28	25	39:24.843	22	Mc Fonollosa
11	29	MEMBRIVES SANCHEZ, JORDI	51	21	30	41:54.483	23	Mc Fonollosa
12	46	FARRES LOPEZ, XAVIER	49	25	24	39:59.242	22	Mc Segre
13	91	PUIGMAL RAMONEDA, SERGI	47	24	23	40:02.720	22	Mc Segre
14	74	COMAJUNCOSAS, MATEU	42	23	19	41:25.231	22	Mc Fonollosa
15	84	JORDA ESTANY, JOSEP	42	20	22	41:19.981	22	Independiente
16	82	REYES MARTINEZ, PEDRO	42	22	20	41:08.842	22	Independiente
17	53	ROIG VARGAS, MARTI	40	19	21	41:49.285	22	Mc Costa Brava
18	77	FABREGA CATALA, XAVIER	36	18	18	40:38.870	21	Ter Mc
MX3 B								
1	1	VALL FABREGA, AGUSTI	94	44	50	40:46.914	24	Mc Segre
2	12	CERNADAS MENDOZA, LADISLAO	84	40	44	41:14.236	24	Mc Segre
3	5	TONA CASTELLS, SANTI	78	38	40	41:22.649	24	C Pocket Bike Osona
4	70	CAMPS PALAU, ALFRED	75	50	25	39:25.268	16	Mc Segre
5	55	PEDROLA JANSA, MARC	74	36	38	41:24.349	24	Mc Segre
6	59	SANCHEZ COLL, NARCIS	68	34	34	40:31.145	23	CM Mollet-Isern
7	17	SUÑOL SALA, JOAQUIM	62	26	36	41:38.419	23	Mc St.Celoni
8	99	TORRENTE ABRIL, EDUARDO	62	30	32	39:35.226	22	Mc Torrelles
9	66	COSTA AGUSTI, XAVIER	62	32	30	39:33.094	22	Mc Segre
10	40	GALLART JOSA, CARLES	56	28	28	40:10.433	22	Mc Segre
11	41	TERZAN GRAU, JAUME	51	25	26	41:02.737	19	Esc. Martorelles

Campionat Catalunya Motocròs. Figueres

Clasificado por mejor tiempo de vuelta

MX Sots 19/125

Circuit dels Arcs 1,500 km

Ent. cronometrats

23/10/2011 10:05

Práctica (25:00 Tiempo) iniciado a 10:01:08

Pos.	Nº	Nombre	Moto	Vueltas	Mejor Tm	1ª Vuelta	Dif. resp. 1º	PEC	Categ
1	92	VALENTIN LASHERAS, ANDER	YAMAHA	14	1:31.529	13		1	MXSots 19
2	45	RIERA ALBAS, LLUIS	HONDA	10	1:32.619	10	1.090	2	MXSots 19
3	51	CASTRO ORTEGA, SERGIO	SUZUKI	14	1:32.955	14	1.426	3	MXSots 19
4	99	GARCIA GÜELL, GERARD	KAWASAKI	15	1:33.487	7	1.958	4	MXSots 19
5	12	NAVARRA MONTES, ARTUR	KTM	14	1:34.031	6	2.502	1	MXSots 19/125
6	7	BUSSOT FERRER, NIL	TM	14	1:35.007	8	3.478	2	MXSots 19/125
7	46	PONS SOLA, NIL	YAMAHA	15	1:35.077	10	3.548	3	MXSots 19/125
8	21	NOGUERA HIDALGO, JOAN	YAMAHA	12	1:36.596	10	5.067	4	MXSots 19/125
9	96	SERRANO GOTOR, ALEJANDRO	KTM	7	1:37.485	6	5.956	5	MXSots 19/125
10	77	ARJONILLA VIÑAS, ALBERT	YAMAHA	14	1:37.541	11	6.012	6	MXSots 19/125
11	16	SANS SORIA, MARC	KTM	13	1:38.340	5	6.811	7	MXSots 19/125
12	59	PONS RAMON, EDGAR	HONDA	13	1:38.804	6	7.275	5	MXSots 19
13	15	RODRIGUEZ LOPEZ, ALBERTO	KAWASAKI	13	1:40.106	10	8.577	8	MXSots 19/125
14	27	FERRER ENRIQUEZ, BIEL	KAWASAKI	13	1:40.898	8	9.369	6	MXSots 19
15	94	DARNE SELLABONA, BERNAT		13	1:40.997	12	9.468	9	MXSots 19/125
16	19	ROBERT FONTANET, MARC	KTM	12	1:41.722	12	10.193	10	MXSots 19/125
17	48	SOLER MULLOR, DANIEL	YAMAHA	12	1:43.421	11	11.892	11	MXSots 19/125
18	29	MAGALLON GUBAU, CARLA	KAWASAKI	13	1:44.342	12	12.813	7	MXSots 19
19	40	DAUDEN SERRA, JOSE LUIS	KAWASAKI	13	1:45.807	5	14.278	8	MXSots 19
20	91	SERENA ROMERO, JORDI	YAMAHA	11	1:46.296	9	14.767	12	MXSots 19/125
21	23	RAMIREZ VENDRELL, ADELINA	KTM	9	1:46.512	8	14.983	13	MXSots 19/125
22	90	PERIS MARTI, ORIOL	YAMAHA	12	1:48.031	8	16.502	14	MXSots 19/125
23	9	MASERAS, MARIA	HONDA	8	2:00.962	6	29.433	9	MXSots 19

Campionat Catalunya Motocròs. Figueres

Clasificado por vueltas

MX Sots 19/125

Circuit dels Arcs 1,500 km

1ª Cursa

23/10/2011 11:45

Carrera (20:00 y 2 Vueltas) iniciado a 11:37:38

Pos.	Nº	Nombre	Moto	Vueltas	Total Tº	Mejor Tm	En Vuelta	PEC	Categ
1	92	VALENTIN LASHERAS, ANDER	YAMAHA	15	23:35.286	1:32.282	10	1	MXSots 19
2	99	GARCIA GÜELL, GERARD	KAWASAKI	15	23:40.013	1:32.499	4	2	MXSots 19
3	51	CASTRO ORTEGA, SERGIO	SUZUKI	15	24:19.830	1:34.808	7	3	MXSots 19
4	12	NAVARRA MONTES, ARTUR	KTM	15	24:24.868	1:35.843	3	1	MXSots 19/125
5	45	RIERA ALBAS, LLUIS	HONDA	15	24:37.572	1:35.252	7	4	MXSots 19
6	96	SERRANO GOTOR, ALEJANDRO	KTM	15	24:39.075	1:37.054	8	2	MXSots 19/125
7	77	ARJONILLA VIÑAS, ALBERT	YAMAHA	15	24:39.515	1:36.826	15	3	MXSots 19/125
8	46	PONS SOLA, NIL	YAMAHA	15	24:39.948	1:36.381	15	4	MXSots 19/125
9	15	RODRIGUEZ LOPEZ, ALBERTO	KAWASAKI	15	25:01.070	1:38.034	4	5	MXSots 19/125
10	16	SANS SORIA, MARC	KTM	15	25:01.373	1:38.859	3	6	MXSots 19/125
11	21	NOGUERA HIDALGO, JOAN	YAMAHA	15	25:02.923	1:37.645	6	7	MXSots 19/125
12	59	PONS RAMON, EDGAR	HONDA	14	23:47.617	1:39.396	3	5	MXSots 19
13	27	FERRER ENRIQUEZ, BIEL	KAWASAKI	14	24:16.025	1:41.104	7	6	MXSots 19
14	19	ROBERT FONTANET, MARC	KTM	14	24:34.901	1:43.386	7	8	MXSots 19/125
15	40	DAUDEN SERRA, JOSE LUIS	KAWASAKI	14	24:50.954	1:43.325	5	7	MXSots 19
16	91	SERENA ROMERO, JORDI	YAMAHA	14	25:02.872	1:44.932	2	9	MXSots 19/125
17	23	RAMIREZ VENDRELL, ADELINA	KTM	14	25:07.104	1:44.340	4	10	MXSots 19/125
18	29	MAGALLON GUBAU, CARLA	KAWASAKI	14	25:07.177	1:44.175	5	8	MXSots 19
19	94	DARNE SELLABONA, BERNAT		14	25:18.643	1:42.381	4	11	MXSots 19/125
20	48	SOLER MULLOR, DANIEL	YAMAHA	13	24:36.299	1:42.995	5	12	MXSots 19/125
21	90	PERIS MARTI, ORIOL	YAMAHA	13	25:00.351	1:46.634	2	13	MXSots 19/125
22	9	MASERAS, MARIA	HONDA	12	24:45.312	1:57.414	2	9	MXSots 19
23	7	BUSSOT FERRER, NIL	TM	8	23:43.733	1:36.169	4	14	MXSots 19/125

Márgen de victoria	Velocidad media	Mejor tº de vuelta	Mejor Vel.	Mejor vuelta para
4.727	57,232	1:32.282	58,516	92 - VALENTIN LASHERAS, ANDER

Jefe de cronometraje Nando Ribé

Orbits

Director de Carrera Josep Costa

www.mylaps.com

Licenciado a: Al Kamel Systems,S.L.

Campionat Catalunya Motocròs. Figueres

Vuelta a vuelta

MX Sots 19/125

Circuit dels Arcs 1,500 km

1ª Cursa

23/10/2011 11:45

Carrera (20:00 y 2 Vueltas) iniciado a 11:37:38

Competidores	Vueltas															
	0	1	2	3	4	5	6	7	8	9	10	11	12	13	14	15
RIERA ALBAS, LLUIS (45)	1	45	45	99	99	99	99	99	99	99	92	92	92	92	92	92
GARCIA GÜELL, GERARD (99)	2	99	99	92	92	92	92	92	92	92	99	99	99	99	99	99
NAVARRA MONTES, ARTUR (12)	3	12	92	45	45	45	51	51	51	51	51	51	51	51	51	51
VALENTIN LASHERAS, ANDER (92)	4	92	51	51	51	51	45	45	45	45	12	12	12	12	12	12
CASTRO ORTEGA, SERGIO (51)	5	51	12	12	12	12	12	12	12	12	96	96	96	96	96	45
ARJONILLA VIÑAS, ALBERT (77)	6	77	96	96	96	96	96	96	96	96	77	77	45	45	45	96
SANS SORIA, MARC (16)	7	16	77	77	77	77	77	77	77	77	46	45	77	77	77	77
RODRIGUEZ LOPEZ, ALBERTO (15)	8	15	15	15	15	15	7	7	7	7	46	45	46	46	46	46
RAMIREZ VENDRELL, ADELINA (23)	9	23	16	16	16	7	15	46	46	15	15	15	15	15	15	15
SERRANO GOTOR, ALEJANDRO (9)	10	96	46	46	46	16	46	15	15	21	21	21	21	21	16	16
PONS SOLA, NIL (46)	11	46	7	7	7	46	16	21	21	16	16	16	16	16	21	21
SOLER MULLOR, DANIEL (48)	12	48	19	21	21	21	21	16	16	59	59	59	59	59	59	59
DARNE SELLABONA, BERNAT (94)	13	94	21	59	59	59	59	59	59	27	27	27	27	27	27	27
BUSSOT FERRER, NIL (7)	14	7	59	19	19	19	19	19	27	19	19	19	19	19	19	19
PERIS MARTI, ORIOL (90)	15	90	48	48	48	48	27	27	19	40	40	40	40	40	40	40
NOGUERA HIDALGO, JOAN (21)	16	21	23	23	27	27	48	48	48	23	23	23	23	23	91	91
FERRER ENRIQUEZ, BIEL (27)	17	27	27	27	23	23	23	23	91	91	91	91	91	91	23	23
MAGALLON GUBAU, CARLA (29)	18	29	91	91	91	91	91	91	29	29	29	29	29	29	29	29
ROBERT FONTANET, MARC (19)	19	19	90	90	29	40	40	40	40	94	94	94	94	94	94	94
PONS RAMON, EDGAR (59)	20	59	40	29	90	29	29	29	29	48	48	48	48	48	48	48
DAUDEN SERRA, JOSE LUIS (40)	21	40	29	40	40	90	94	94	94	90	90	90	90	90	90	90
SERENA ROMERO, JORDI (91)	22	91	9	9	94	94	90	90	90	9	9	9	9	9	9	9
MASERAS, MARIA (9)	23	9	94	94	9	9	9	9	9	7						

Campionat Catalunya Motocròs. Figueres

MX Sots 19/125

Circuit dels Arcs 1,500 km

1ª Cursa

23/10/2011 11:45

Carrera (20:00 y 2 Vueltas) iniciado a 11:37:38

Vuelta	empo de vuelta	Dif. resp. 1°	Hora del día
(92) VALENTIN LASHERAS, ANDER			
1	1:37.317	+5.035	11:39:20.413
2	1:33.146	+0.864	11:40:53.559
3	1:33.388	+1.106	11:42:26.947
4	1:33.149	+0.867	11:44:00.096
5	1:33.557	+1.275	11:45:33.653
6	1:32.534	+0.252	11:47:06.187
7	1:32.701	+0.419	11:48:38.888
8	1:35.214	+2.932	11:50:14.102
9	1:34.137	+1.855	11:51:48.239
10	1:32.282		11:53:20.521
11	1:33.587	+1.305	11:54:54.108
12	1:33.985	+1.703	11:56:28.093
13	1:34.430	+2.148	11:58:02.523
14	1:34.456	+2.174	11:59:36.979
15	1:37.171	+4.889	12:01:14.150

Vuelta	empo de vuelta	Dif. resp. 1°	Hora del día
(99) GARCIA GÜELL, GERARD			
1	1:36.547	+4.048	11:39:19.492
2	1:33.315	+0.816	11:40:52.807
3	1:32.920	+0.421	11:42:25.727
4	1:32.499		11:43:58.226
5	1:33.170	+0.671	11:45:31.396
6	1:33.360	+0.861	11:47:04.756
7	1:33.779	+1.280	11:48:38.535
8	1:34.618	+2.119	11:50:13.153
9	1:35.993	+3.494	11:51:49.146
10	1:34.318	+1.819	11:53:23.464
11	1:35.957	+3.458	11:54:59.421
12	1:34.543	+2.044	11:56:33.964
13	1:34.443	+1.944	11:58:08.407
14	1:34.908	+2.409	11:59:43.315
15	1:35.562	+3.063	12:01:18.877

Vuelta	empo de vuelta	Dif. resp. 1°	Hora del día
(51) CASTRO ORTEGA, SERGIO			
1	1:38.329	+3.521	11:39:21.583
2	1:35.610	+0.802	11:40:57.193
3	1:35.525	+0.717	11:42:32.718
4	1:36.433	+1.625	11:44:09.151
5	1:35.037	+0.229	11:45:44.188
6	1:36.076	+1.268	11:47:20.264
7	1:34.808		11:48:55.072
8	1:35.994	+1.186	11:50:31.066
9	1:36.570	+1.762	11:52:07.636
10	1:38.379	+3.571	11:53:46.015
11	1:37.357	+2.549	11:55:23.372
12	1:37.925	+3.117	11:57:01.297
13	1:38.955	+4.147	11:58:40.252
14	1:38.646	+3.838	12:00:18.898
15	1:39.796	+4.988	12:01:58.694

Vuelta	empo de vuelta	Dif. resp. 1°	Hora del día
(12) NAVARRA MONTES, ARTUR			
1	1:39.140	+3.297	11:39:22.173
2	1:36.417	+0.574	11:40:58.590
3	1:35.843		11:42:34.433
4	1:35.901	+0.058	11:44:10.334
5	1:36.431	+0.588	11:45:46.765
6	1:36.269	+0.426	11:47:23.034
7	1:36.548	+0.705	11:48:59.582
8	1:36.261	+0.418	11:50:35.843
9	1:36.376	+0.533	11:52:12.219
10	1:38.778	+2.935	11:53:50.997
11	1:37.785	+1.942	11:55:28.782
12	1:38.036	+2.193	11:57:06.818
13	1:37.574	+1.731	11:58:44.392

Vuelta	empo de vuelta	Dif. resp. 1°	Hora del día
14	1:38.733	+2.890	12:00:23.125
15	1:40.607	+4.764	12:02:03.732

Vuelta	empo de vuelta	Dif. resp. 1°	Hora del día
(45) RIERA ALBAS, LLUIS			
1	1:35.798	+0.546	11:39:18.599
2	1:37.204	+1.952	11:40:55.803
3	1:35.846	+0.594	11:42:31.649
4	1:36.596	+1.344	11:44:08.245
5	1:36.878	+1.626	11:45:45.123
6	1:36.068	+0.816	11:47:21.191
7	1:35.252		11:48:56.443
8	1:36.300	+1.048	11:50:32.743
9	1:58.939	+23.687	11:52:31.682
10	1:36.645	+1.393	11:54:08.327
11	1:36.712	+1.460	11:55:45.039
12	1:38.202	+2.950	11:57:23.241
13	1:37.540	+2.288	11:59:00.781
14	1:37.290	+2.038	12:00:38.071
15	1:38.365	+3.113	12:02:16.436

Vuelta	empo de vuelta	Dif. resp. 1°	Hora del día
(96) SERRANO GOTOR, ALEJANDRO			
1	1:39.265	+2.211	11:39:22.705
2	1:37.350	+0.296	11:41:00.055
3	1:37.509	+0.455	11:42:37.564
4	1:37.314	+0.260	11:44:14.878
5	1:37.416	+0.362	11:45:52.294
6	1:37.569	+0.515	11:47:29.863
7	1:38.391	+1.337	11:49:08.254
8	1:37.054		11:50:45.308
9	1:38.471	+1.417	11:52:23.779
10	1:38.697	+1.643	11:54:02.476
11	1:38.829	+1.775	11:55:41.305
12	1:40.178	+3.124	11:57:21.483
13	1:38.820	+1.766	11:59:00.303
14	1:39.420	+2.366	12:00:39.723
15	1:38.216	+1.162	12:02:17.939

Vuelta	empo de vuelta	Dif. resp. 1°	Hora del día
(77) ARJONILLA VIÑAS, ALBERT			
1	1:41.926	+5.100	11:39:25.181
2	1:38.775	+1.949	11:41:03.956
3	1:38.038	+1.212	11:42:41.994
4	1:37.498	+0.672	11:44:19.492
5	1:37.322	+0.496	11:45:56.814
6	1:38.718	+1.892	11:47:35.532
7	1:37.277	+0.451	11:49:12.809
8	1:37.622	+0.796	11:50:50.431
9	1:38.319	+1.493	11:52:28.750
10	1:38.230	+1.404	11:54:06.980
11	1:39.617	+2.791	11:55:46.597
12	1:38.097	+1.271	11:57:24.694
13	1:39.044	+2.218	11:59:03.738
14	1:37.815	+0.989	12:00:41.553
15	1:36.826		12:02:18.379

Vuelta	empo de vuelta	Dif. resp. 1°	Hora del día
(46) PONS SOLA, NIL			
1	1:44.060	+7.679	11:39:27.508
2	1:39.267	+2.886	11:41:06.775
3	1:38.528	+2.147	11:42:45.303
4	1:39.377	+2.996	11:44:24.680
5	1:36.641	+0.260	11:46:01.321
6	1:37.984	+1.603	11:47:39.305
7	1:36.950	+0.569	11:49:16.255
8	1:37.127	+0.746	11:50:53.382
9	1:37.628	+1.247	11:52:31.010
10	1:39.013	+2.632	11:54:10.223
11	1:37.520	+1.139	11:55:47.543

Vuelta	empo de vuelta	Dif. resp. 1°	Hora del día
12	1:37.474	+1.093	11:57:25.017
13	1:40.535	+4.154	11:59:05.552
14	1:36.879	+0.498	12:00:42.431
15	1:36.381		12:02:18.812

Vuelta	empo de vuelta	Dif. resp. 1°	Hora del día
(15) RODRIGUEZ LOPEZ, ALBERTO			
1	1:42.503	+4.469	11:39:25.874
2	1:39.192	+1.158	11:41:05.066
3	1:38.605	+0.571	11:42:43.671
4	1:38.034		11:44:21.705
5	1:38.880	+0.846	11:46:00.585
6	1:39.466	+1.432	11:47:40.051
7	1:40.647	+2.613	11:49:20.698
8	1:40.841	+2.807	11:51:01.539
9	1:39.767	+1.733	11:52:41.306
10	1:40.127	+2.093	11:54:21.433
11	1:39.009	+0.975	11:56:00.442
12	1:39.656	+1.622	11:57:40.098
13	1:41.100	+3.066	11:59:21.198
14	1:39.067	+1.033	12:01:00.265
15	1:39.669	+1.635	12:02:39.934

Vuelta	empo de vuelta	Dif. resp. 1°	Hora del día
(16) SANS SORIA, MARC			
1	1:43.479	+4.620	11:39:26.778
2	1:39.180	+0.321	11:41:05.958
3	1:38.859		11:42:44.817
4	1:39.357	+0.498	11:44:24.174
5	1:39.171	+0.312	11:46:03.345
6	1:41.110	+2.251	11:47:44.455
7	1:38.965	+0.106	11:49:23.420
8	1:39.035	+0.176	11:51:02.455
9	1:40.187	+1.328	11:52:42.642
10	1:39.538	+0.679	11:54:22.180
11	1:40.058	+1.199	11:56:02.238
12	1:39.146	+0.287	11:57:41.384
13	1:40.215	+1.356	11:59:21.599
14	1:39.033	+0.174	12:01:00.632
15	1:39.605	+0.746	12:02:40.237

Vuelta	empo de vuelta	Dif. resp. 1°	Hora del día
(21) NOGUERA HIDALGO, JOAN			
1	1:46.386	+8.741	11:39:30.190
2	1:38.753	+1.108	11:41:08.943
3	1:38.069	+0.424	11:42:47.012
4	1:38.344	+0.699	11:44:25.356
5	1:38.542	+0.897	11:46:03.898
6	1:37.645		11:47:41.543
7	1:39.565	+1.920	11:49:21.108
8	1:40.632	+2.987	11:51:01.740
9	1:40.036	+2.391	11:52:41.776
10	1:39.862	+2.217	11:54:21.638
11	1:39.545	+1.900	11:56:01.183
12	1:39.116	+1.471	11:57:40.299
13	1:41.516	+3.871	11:59:21.815
14	1:38.990	+1.345	12:01:00.805
15	1:40.982	+3.337	12:02:41.787

Vuelta	empo de vuelta	Dif. resp. 1°	Hora del día
(59) PONS RAMON, EDGAR			
1	1:46.958	+7.562	11:39:31.072
2	1:41.817	+2.421	11:41:12.889
3	1:39.396		11:42:52.285
4	1:41.052	+1.656	11:44:33.337
5	1:39.955	+0.559	11:46:13.292
6	1:40.059	+0.663	11:47:53.351
7	1:40.293	+0.897	11:49:33.644
8	1:41.642	+2.246	11:51:15.286
9	1:41.134	+1.738	11:52:56.420

Jefe de cronometraje Nando Ribé

Director de Carrera Josep Costa

Orbits

www.mylaps.com

Licenciado a: Al Kamel Systems,S.L.

Campionat Catalunya Motocròs. Figueres

MX Sots 19/125

Circuit dels Arcs 1,500 km

1ª Cursa

23/10/2011 11:45

Carrera (20:00 y 2 Vueltas) iniciado a 11:37:38

Vuelta	empo de vuelta	Dif. resp. 1°	Hora del día
10	1:39.992	+0.596	11:54:36.412
11	1:40.880	+1.484	11:56:17.292
12	1:41.274	+1.878	11:57:58.566
13	1:44.488	+5.092	11:59:43.054
14	1:43.427	+4.031	12:01:26.481

(27) FERRER ENRIQUEZ, BIEL

1	1:51.683	+10.579	11:39:35.601
2	1:44.851	+3.747	11:41:20.452
3	1:43.441	+2.337	11:43:03.893
4	1:42.469	+1.365	11:44:46.362
5	1:42.248	+1.144	11:46:28.610
6	1:41.650	+0.546	11:48:10.260
7	1:41.104		11:49:51.364
8	1:42.552	+1.448	11:51:33.916
9	1:42.618	+1.514	11:53:16.534
10	1:45.029	+3.925	11:55:01.563
11	1:42.144	+1.040	11:56:43.707
12	1:42.088	+0.984	11:58:25.795
13	1:43.994	+2.890	12:00:09.789
14	1:45.100	+3.996	12:01:54.889

(19) ROBERT FONTANET, MARC

1	1:45.626	+2.240	11:39:29.670
2	1:43.964	+0.578	11:41:13.634
3	1:43.508	+0.122	11:42:57.142
4	1:44.089	+0.703	11:44:41.231
5	1:43.984	+0.598	11:46:25.215
6	1:43.437	+0.051	11:48:08.652
7	1:43.386		11:49:52.038
8	1:44.636	+1.250	11:51:36.674
9	1:45.563	+2.177	11:53:22.237
10	1:46.675	+3.289	11:55:08.912
11	1:47.085	+3.699	11:56:55.997
12	1:47.584	+4.198	11:58:43.581
13	1:45.691	+2.305	12:00:29.272
14	1:44.493	+1.107	12:02:13.765

(40) DAUDEN SERRA, JOSE LUIS

1	1:54.789	+11.464	11:39:38.920
2	1:51.012	+7.687	11:41:29.932
3	1:44.275	+0.950	11:43:14.207
4	1:43.844	+0.519	11:44:58.051
5	1:43.325		11:46:41.376
6	1:44.462	+1.137	11:48:25.838
7	1:45.498	+2.173	11:50:11.336
8	1:45.647	+2.322	11:51:56.983
9	1:43.949	+0.624	11:53:40.932
10	1:44.600	+1.275	11:55:25.532
11	1:45.894	+2.569	11:57:11.426
12	1:44.696	+1.371	11:58:56.122
13	1:47.899	+4.574	12:00:44.021
14	1:45.797	+2.472	12:02:29.818

(91) SERENA ROMERO, JORDI

1	1:52.145	+7.213	11:39:36.530
2	1:44.932		11:41:21.462
3	1:45.335	+0.403	11:43:06.797
4	1:45.017	+0.085	11:44:51.814
5	1:45.725	+0.793	11:46:37.539
6	1:46.106	+1.174	11:48:23.645
7	1:46.900	+1.968	11:50:10.545
8	1:48.827	+3.895	11:51:59.372
9	1:47.925	+2.993	11:53:47.297
10	1:47.689	+2.757	11:55:34.986
11	1:48.180	+3.248	11:57:23.166

Vuelta	empo de vuelta	Dif. resp. 1°	Hora del día
12	1:47.339	+2.407	11:59:10.505
13	1:45.584	+0.652	12:00:56.089
14	1:45.647	+0.715	12:02:41.736

(23) RAMIREZ VENDRELL, ADELINA

1	1:51.502	+7.162	11:39:34.874
2	1:44.948	+0.608	11:41:19.822
3	1:46.257	+1.917	11:43:06.079
4	1:44.340		11:44:50.419
5	1:46.354	+2.014	11:46:36.773
6	1:46.070	+1.730	11:48:22.843
7	1:47.064	+2.724	11:50:09.907
8	1:48.050	+3.710	11:51:57.957
9	1:48.041	+3.701	11:53:45.998
10	1:48.461	+4.121	11:55:34.459
11	1:47.836	+3.496	11:57:22.295
12	1:47.792	+3.452	11:59:10.087
13	1:48.139	+3.799	12:00:58.226
14	1:47.742	+3.402	12:02:45.968

(29) MAGALLON GUBAU, CARLA

1	1:55.709	+11.534	11:39:39.695
2	1:45.451	+1.276	11:41:25.146
3	1:47.719	+3.544	11:43:12.865
4	1:46.412	+2.237	11:44:59.277
5	1:44.175		11:46:43.452
6	1:46.353	+2.178	11:48:29.805
7	1:47.013	+2.838	11:50:16.818
8	1:45.831	+1.656	11:52:02.649
9	1:48.849	+4.674	11:53:51.498
10	1:45.324	+1.149	11:55:36.822
11	1:47.768	+3.593	11:57:24.590
12	1:49.202	+5.027	11:59:13.792
13	1:45.104	+0.929	12:00:58.896
14	1:47.145	+2.970	12:02:46.041

(94) DARNE SELLABONA, BERNAT

1	2:20.878	+38.497	11:40:04.450
2	1:42.943	+0.562	11:41:47.393
3	1:44.210	+1.829	11:43:31.603
4	1:42.381		11:45:13.984
5	1:44.750	+2.369	11:46:58.734
6	1:44.290	+1.909	11:48:43.024
7	1:46.957	+4.576	11:50:29.981
8	1:47.592	+5.211	11:52:17.573
9	1:46.195	+3.814	11:54:03.768
10	1:47.425	+5.044	11:55:51.193
11	1:46.572	+4.191	11:57:37.765
12	1:48.577	+6.196	11:59:26.342
13	1:46.007	+3.626	12:01:12.349
14	1:45.158	+2.777	12:02:57.507

(48) SOLER MULLOR, DANIEL

1	1:49.593	+6.598	11:39:33.076
2	1:43.870	+0.875	11:41:16.946
3	1:43.619	+0.624	11:43:00.565
4	1:45.127	+2.132	11:44:45.692
5	1:42.995		11:46:28.687
6	1:44.007	+1.012	11:48:12.694
7	1:51.290	+8.295	11:50:03.984
8	2:14.751	+31.756	11:52:18.735
9	1:52.266	+9.271	11:54:11.001
10	1:53.112	+10.117	11:56:04.113
11	1:49.764	+6.769	11:57:53.877
12	1:49.063	+6.068	11:59:42.940
13	2:32.223	+49.228	12:02:15.163

Vuelta	empo de vuelta	Dif. resp. 1°	Hora del día
(90) PERIS MARTI, ORIOL			
1	1:54.014	+7.380	11:39:37.658
2	1:46.634		11:41:24.292
3	1:49.389	+2.755	11:43:13.681
4	1:48.564	+1.930	11:45:02.245
5	2:35.148	+48.514	11:47:37.393
6	1:55.507	+8.873	11:49:32.900
7	1:51.512	+4.878	11:51:24.412
8	1:51.678	+5.044	11:53:16.090
9	1:52.553	+5.919	11:55:08.643
10	1:51.369	+4.735	11:57:00.012
11	1:55.143	+8.509	11:58:55.155
12	1:53.583	+6.949	12:00:48.738
13	1:50.477	+3.843	12:02:39.215

(9) MASERAS, MARIA

1	2:01.800	+4.386	11:39:46.748
2	1:57.414		11:41:44.162
3	1:57.849	+0.435	11:43:42.011
4	2:00.768	+3.354	11:45:42.779
5	2:09.021	+11.607	11:47:51.800
6	2:05.049	+7.635	11:49:56.849
7	2:05.768	+8.354	11:52:02.617
8	2:01.755	+4.341	11:54:04.372
9	2:03.527	+6.113	11:56:07.899
10	2:02.648	+5.234	11:58:10.547
11	2:04.560	+7.146	12:00:15.107
12	2:09.069	+11.655	12:02:24.176

(7) BUSSOT FERRER, NIL

1	1:44.216	+8.047	11:39:27.852
2	1:39.326	+3.157	11:41:07.178
3	1:38.869	+2.700	11:42:46.047
4	1:36.169		11:44:22.216
5	1:36.489	+0.320	11:45:58.705
6	1:38.764	+2.595	11:47:37.469
7	1:36.230	+0.061	11:49:13.699
8	12:08.898	+10:32.729	12:01:22.597

Campionat Catalunya Motocròs. Figueres

Clasificado por vueltas

MX Sots 19/125

Circuit dels Arcs 1,500 km

2ª Cursa

23/10/2011 13:20

Carrera (20:00 y 2 Vueltas) iniciado a 13:09:23

Pos.	Nº	Nombre	Moto	Vueltas	Total Tº	Mejor Tm	En Vuelta	PEC	Categ
1	92	VALENTIN LASHERAS, ANDER	YAMAHA	15	23:44.411	1:32.514	4	1	MXSots 19
2	99	GARCIA GÜELL, GERARD	KAWASAKI	15	23:50.208	1:32.755	3	2	MXSots 19
3	51	CASTRO ORTEGA, SERGIO	SUZUKI	15	24:11.609	1:34.753	4	3	MXSots 19
4	45	RIERA ALBAS, LLUIS	HONDA	15	24:31.470	1:35.731	3	4	MXSots 19
5	12	NAVARRA MONTES, ARTUR	KTM	15	24:35.789	1:36.412	3	1	MXSots 19/125
6	7	BUSSOT FERRER, NIL	TM	15	24:36.330	1:36.889	5	2	MXSots 19/125
7	96	SERRANO GOTOR, ALEJANDRO	KTM	15	24:40.361	1:36.994	8	3	MXSots 19/125
8	46	PONS SOLA, NIL	YAMAHA	15	24:41.265	1:36.918	6	4	MXSots 19/125
9	21	NOGUERA HIDALGO, JOAN	YAMAHA	15	24:46.103	1:37.171	6	5	MXSots 19/125
10	16	SANS SORIA, MARC	KTM	15	24:47.954	1:37.169	7	6	MXSots 19/125
11	77	ARJONILLA VIÑAS, ALBERT	YAMAHA	15	24:50.886	1:36.704	10	7	MXSots 19/125
12	59	PONS RAMON, EDGAR	HONDA	14	23:48.206	1:40.555	9	5	MXSots 19
13	19	ROBERT FONTANET, MARC	KTM	14	24:17.814	1:41.560	14	8	MXSots 19/125
14	27	FERRER ENRIQUEZ, BIEL	KAWASAKI	14	24:20.347	1:42.802	3	6	MXSots 19
15	40	DAUDEN SERRA, JOSE LUIS	KAWASAKI	14	24:27.861	1:42.212	4	7	MXSots 19
16	15	RODRIGUEZ LOPEZ, ALBERTO	KAWASAKI	14	24:53.971	1:38.804	2	9	MXSots 19/125
17	91	SERENA ROMERO, JORDI	YAMAHA	14	24:54.443	1:44.849	7	10	MXSots 19/125
18	48	SOLER MULLOR, DANIEL	YAMAHA	14	25:08.820	1:44.765	5	11	MXSots 19/125
19	23	RAMIREZ VENDRELL, ADELINA	KTM	14	25:20.025	1:45.666	6	12	MXSots 19/125
20	29	MAGALLON GUBAU, CARLA	KAWASAKI	14	25:25.082	1:45.914	4	8	MXSots 19
21	90	PERIS MARTI, ORIOL	YAMAHA	14	25:25.291	1:46.343	6	13	MXSots 19/125
22	94	DARNE SELLABONA, BERNAT		14	25:26.241	1:43.158	2	14	MXSots 19/125
23	9	MASERAS, MARIA	HONDA	12	24:44.592	1:55.371	2	9	MXSots 19

Márgen de victoria	Velocidad media	Mejor tº de vuelta	Mejor Vel.	Mejor vuelta para
5.797	56,866	1:32.514	58,370	92 - VALENTIN LASHERAS, ANDER

Jefe de cronometraje Nando Ribé

Orbits

Director de Carrera Josep Costa

www.mylaps.com

Licenciado a: Al Kamel Systems,S.L.

Campionat Catalunya Motocròs. Figueres

Vuelta a vuelta

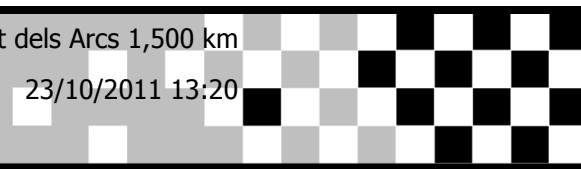
MX Sots 19/125

Circuit dels Arcs 1,500 km

2ª Cursa

23/10/2011 13:20

Carrera (20:00 y 2 Vueltas) iniciado a 13:09:23



Competidores	Vueltas															
	0	1	2	3	4	5	6	7	8	9	10	11	12	13	14	15
GARCIA GÜELL, GERARD (99)	1	99	92	92	92	92	92	92	92	92	92	92	92	92	92	92
RIERA ALBAS, LLUIS (45)	2	45	99	99	99	99	99	99	99	99	99	99	99	99	99	99
CASTRO ORTEGA, SERGIO (51)	3	51	51	51	51	51	51	51	51	51	51	51	51	51	51	51
VALENTIN LASHERAS, ANDER (92)	4	92	7	7	45	45	45	45	45	45	45	45	45	45	45	45
NOGUERA HIDALGO, JOAN (21)	5	21	45	45	7	7	7	7	7	7	7	7	7	7	12	12
BUSSOT FERRER, NIL (7)	6	7	12	12	12	12	12	12	12	12	12	12	12	12	7	7
SANS SORIA, MARC (16)	7	16	96	96	96	96	96	96	96	96	96	96	96	96	96	96
ARJONILLA VIÑAS, ALBERT (77)	8	77	21	21	21	21	21	21	21	21	46	46	46	46	46	46
RODRIGUEZ LOPEZ, ALBERTO (15)	9	15	15	15	46	46	46	46	46	46	21	21	21	21	21	21
NAVARRA MONTES, ARTUR (12)	10	12	46	46	16	16	16	16	16	16	16	16	16	16	16	16
FERRER ENRIQUEZ, BIEL (27)	11	27	16	16	15	77	77	77	77	77	77	77	77	77	77	77
RAMIREZ VENDRELL, ADELINA (23)	12	23	77	77	77	15	59	59	59	59	59	59	59	59	59	59
PONS SOLA, NIL (46)	13	46	59	59	59	59	15	15	19	19	19	19	19	19	19	19
SERRANO GOTOR, ALEJANDRO (9)	14	96	94	94	19	19	19	19	15	27	27	27	27	27	27	27
PONS RAMON, EDGAR (59)	15	59	19	19	94	94	27	27	27	15	40	40	40	40	40	40
ROBERT FONTANET, MARC (19)	16	19	91	27	27	27	94	40	40	40	15	15	15	15	15	15
PERIS MARTI, ORIOL (90)	17	90	27	91	40	40	40	94	94	94	91	91	91	91	91	91
DARNE SELLABONA, BERNAT (94)	18	94	40	40	91	91	91	91	91	91	94	94	94	48	48	48
SERENA ROMERO, JORDI (91)	19	91	23	23	23	48	48	48	48	48	48	48	48	48	94	23
MAGALLON GUBAU, CARLA (29)	20	29	90	90	48	23	23	23	23	23	23	23	23	23	23	29
MASERAS, MARIA (9)	21	9	48	48	90	90	90	90	90	90	90	90	29	29	29	90
DAUDEN SERRA, JOSE LUIS (40)	22	40	29	29	29	29	29	29	29	29	29	29	90	90	94	94
SOLER MULLOR, DANIEL (48)	23	48	9	9	9	9	9	9	9	9	9	9	9	9	9	9

Campionat Catalunya Motocròs. Figueres

MX Sots 19/125

Circuit dels Arcs 1,500 km

2ª Cursa

23/10/2011 13:20

Carrera (20:00 y 2 Vueltas) iniciado a 13:09:23

Vuelta	empo de vuelta	Dif. resp. 1°	Hora del día
(92) VALENTIN LASHERAS, ANDER			
1	1:33.640	+1.126	13:11:01.520
2	1:34.107	+1.593	13:12:35.627
3	1:32.587	+0.073	13:14:08.214
4	1:32.514		13:15:40.728
5	1:33.021	+0.507	13:17:13.749
6	1:33.505	+0.991	13:18:47.254
7	1:34.824	+2.310	13:20:22.078
8	1:35.281	+2.767	13:21:57.359
9	1:35.115	+2.601	13:23:32.474
10	1:34.901	+2.387	13:25:07.375
11	1:35.146	+2.632	13:26:42.521
12	1:35.373	+2.859	13:28:17.894
13	1:35.085	+2.571	13:29:52.979
14	1:35.985	+3.471	13:31:28.964
15	1:38.965	+6.451	13:33:07.929

Vuelta	empo de vuelta	Dif. resp. 1°	Hora del día
(99) GARCIA GÜELL, GERARD			
1	1:34.590	+1.835	13:11:02.322
2	1:33.917	+1.162	13:12:36.239
3	1:32.755		13:14:08.994
4	1:33.484	+0.729	13:15:42.478
5	1:33.814	+1.059	13:17:16.292
6	1:35.389	+2.634	13:18:51.681
7	1:34.333	+1.578	13:20:26.014
8	1:34.955	+2.200	13:22:00.969
9	1:35.765	+3.010	13:23:36.734
10	1:36.083	+3.328	13:25:12.817
11	1:36.946	+4.191	13:26:49.763
12	1:35.852	+3.097	13:28:25.615
13	1:35.888	+3.133	13:30:01.503
14	1:36.321	+3.566	13:31:37.824
15	1:35.902	+3.147	13:33:13.726

Vuelta	empo de vuelta	Dif. resp. 1°	Hora del día
(51) CASTRO ORTEGA, SERGIO			
1	1:37.515	+2.762	13:11:05.384
2	1:35.059	+0.306	13:12:40.443
3	1:34.876	+0.123	13:14:15.319
4	1:34.753		13:15:50.072
5	1:35.623	+0.870	13:17:25.695
6	1:35.297	+0.544	13:19:00.992
7	1:35.733	+0.980	13:20:36.725
8	1:36.433	+1.680	13:22:13.158
9	1:37.492	+2.739	13:23:50.650
10	1:36.693	+1.940	13:25:27.343
11	1:38.003	+3.250	13:27:05.346
12	1:36.699	+1.946	13:28:42.045
13	1:37.725	+2.972	13:30:19.770
14	1:37.531	+2.778	13:31:57.301
15	1:37.826	+3.073	13:33:35.127

Vuelta	empo de vuelta	Dif. resp. 1°	Hora del día
(45) RIERA ALBAS, LLUIS			
1	1:39.711	+3.980	13:11:07.475
2	1:36.844	+1.113	13:12:44.319
3	1:35.731		13:14:20.050
4	1:36.350	+0.619	13:15:56.400
5	1:36.763	+1.032	13:17:33.163
6	1:36.675	+0.944	13:19:09.838
7	1:36.703	+0.972	13:20:46.541
8	1:36.573	+0.842	13:22:23.114
9	1:37.623	+1.892	13:24:00.737
10	1:37.406	+1.675	13:25:38.143
11	1:38.327	+2.596	13:27:16.470
12	1:39.145	+3.414	13:28:55.615
13	1:38.700	+2.969	13:30:34.315

Vuelta	empo de vuelta	Dif. resp. 1°	Hora del día
14	1:39.382	+3.651	13:32:13.697
15	1:41.291	+5.560	13:33:54.988

Vuelta	empo de vuelta	Dif. resp. 1°	Hora del día
(12) NAVARRA MONTES, ARTUR			
1	1:40.430	+4.018	13:11:08.656
2	1:37.330	+0.918	13:12:45.986
3	1:36.412		13:14:22.398
4	1:37.139	+0.727	13:15:59.537
5	1:36.710	+0.298	13:17:36.247
6	1:38.247	+1.835	13:19:14.494
7	1:37.002	+0.590	13:20:51.496
8	1:38.367	+1.955	13:22:29.863
9	1:37.964	+1.552	13:24:07.827
10	1:38.596	+2.184	13:25:46.423
11	1:39.289	+2.877	13:27:25.712
12	1:39.390	+2.978	13:29:05.102
13	1:38.143	+1.731	13:30:43.245
14	1:37.961	+1.549	13:32:21.206
15	1:38.101	+1.689	13:33:59.307

Vuelta	empo de vuelta	Dif. resp. 1°	Hora del día
(7) BUSSOT FERRER, NIL			
1	1:38.620	+1.731	13:11:06.685
2	1:37.027	+0.138	13:12:43.712
3	1:37.794	+0.905	13:14:21.506
4	1:37.201	+0.312	13:15:58.707
5	1:36.889		13:17:35.596
6	1:37.615	+0.726	13:19:13.211
7	1:37.185	+0.296	13:20:50.396
8	1:37.255	+0.366	13:22:27.651
9	1:38.369	+1.480	13:24:06.020
10	1:39.536	+2.647	13:25:45.556
11	1:39.591	+2.702	13:27:25.147
12	1:38.970	+2.081	13:29:04.117
13	1:38.810	+1.921	13:30:42.927
14	1:38.671	+1.782	13:32:21.598
15	1:38.250	+1.361	13:33:59.848

Vuelta	empo de vuelta	Dif. resp. 1°	Hora del día
(96) SERRANO GOTOR, ALEJANDRO			
1	1:41.441	+4.447	13:11:09.873
2	1:37.811	+0.817	13:12:47.684
3	1:38.775	+1.781	13:14:26.459
4	1:38.979	+1.985	13:16:05.438
5	1:37.883	+0.889	13:17:43.321
6	1:37.264	+0.270	13:19:20.585
7	1:37.979	+0.985	13:20:58.564
8	1:36.994		13:22:35.558
9	1:38.028	+1.034	13:24:13.586
10	1:37.732	+0.738	13:25:51.318
11	1:38.614	+1.620	13:27:29.932
12	1:38.152	+1.158	13:29:08.084
13	1:38.376	+1.382	13:30:46.460
14	1:38.799	+1.805	13:32:25.259
15	1:38.620	+1.626	13:34:03.879

Vuelta	empo de vuelta	Dif. resp. 1°	Hora del día
(46) PONS SOLA, NIL			
1	1:43.978	+7.060	13:11:12.244
2	1:38.820	+1.902	13:12:51.064
3	1:39.130	+2.212	13:14:30.194
4	1:37.814	+0.896	13:16:08.008
5	1:37.725	+0.807	13:17:45.733
6	1:36.918		13:19:22.651
7	1:37.085	+0.167	13:20:59.736
8	1:37.797	+0.879	13:22:37.533
9	1:37.150	+0.232	13:24:14.683
10	1:37.657	+0.739	13:25:52.340
11	1:38.791	+1.873	13:27:31.131

Vuelta	empo de vuelta	Dif. resp. 1°	Hora del día
12	1:38.021	+1.103	13:29:09.152
13	1:38.091	+1.173	13:30:47.243
14	1:39.317	+2.399	13:32:26.560
15	1:38.223	+1.305	13:34:04.783

Vuelta	empo de vuelta	Dif. resp. 1°	Hora del día
(21) NOGUERA HIDALGO, JOAN			
1	1:42.544	+5.373	13:11:10.554
2	1:38.182	+1.011	13:12:48.736
3	1:38.418	+1.247	13:14:27.154
4	1:38.877	+1.706	13:16:06.031
5	1:38.225	+1.054	13:17:44.256
6	1:37.171		13:19:21.427
7	1:37.874	+0.703	13:20:59.301
8	1:37.402	+0.231	13:22:36.703
9	1:37.619	+0.448	13:24:14.322
10	1:38.579	+1.408	13:25:52.901
11	1:39.624	+2.453	13:27:32.525
12	1:38.959	+1.788	13:29:11.484
13	1:38.804	+1.633	13:30:50.288
14	1:40.034	+2.863	13:32:30.322
15	1:39.299	+2.128	13:34:09.621

Vuelta	empo de vuelta	Dif. resp. 1°	Hora del día
(16) SANS SORIA, MARC			
1	1:44.629	+7.460	13:11:12.710
2	1:39.113	+1.944	13:12:51.823
3	1:39.506	+2.337	13:14:31.329
4	1:37.541	+0.372	13:16:08.870
5	1:37.741	+0.572	13:17:46.611
6	1:38.254	+1.085	13:19:24.865
7	1:37.169		13:21:02.034
8	1:37.550	+0.381	13:22:39.584
9	1:37.339	+0.170	13:24:16.923
10	1:38.615	+1.446	13:25:55.538
11	1:40.291	+3.122	13:27:35.829
12	1:40.333	+3.164	13:29:16.162
13	1:38.835	+1.666	13:30:54.997
14	1:37.754	+0.585	13:32:32.751
15	1:38.721	+1.552	13:34:11.472

Vuelta	empo de vuelta	Dif. resp. 1°	Hora del día
(77) ARJONILLA VIÑAS, ALBERT			
1	1:46.063	+9.359	13:11:14.176
2	1:40.663	+3.959	13:12:54.839
3	1:38.638	+1.934	13:14:33.477
4	1:39.827	+3.123	13:16:13.304
5	1:38.696	+1.992	13:17:52.000
6	1:37.280	+0.576	13:19:29.280
7	1:38.036	+1.332	13:21:07.316
8	1:37.954	+1.250	13:22:45.270
9	1:38.121	+1.417	13:24:23.391
10	1:36.704		13:26:00.095
11	1:37.400	+0.696	13:27:37.495
12	1:38.985	+2.281	13:29:16.480
13	1:38.838	+2.134	13:30:55.318
14	1:37.820	+1.116	13:32:33.138
15	1:41.266	+4.562	13:34:14.404

Vuelta	empo de vuelta	Dif. resp. 1°	Hora del día
(59) PONS RAMON, EDGAR			
1	1:46.896	+6.341	13:11:15.338
2	1:41.651	+1.096	13:12:56.989
3	1:40.562	+0.007	13:14:37.551
4	1:41.226	+0.671	13:16:18.777
5	1:40.868	+0.313	13:17:59.645
6	1:40.805	+0.250	13:19:40.450
7	1:40.748	+0.193	13:21:21.198
8	1:40.990	+0.435	13:23:02.188
9	1:40.555		13:24:42.743

Jefe de cronometraje Nando Ribé

Director de Carrera Josep Costa

Orbits

www.mylaps.com

Licenciado a: Al Kamel Systems,S.L.

Campionat Catalunya Motocròs. Figueres

MX Sots 19/125

Circuit dels Arcs 1,500 km

2ª Cursa

23/10/2011 13:20

Carrera (20:00 y 2 Vueltas) iniciado a 13:09:23

Vuelta	empo de vuelta	Dif. resp. 1°	Hora del día
10	1:41.041	+0.486	13:26:23.784
11	1:41.547	+0.992	13:28:05.331
12	1:41.411	+0.856	13:29:46.742
13	1:43.431	+2.876	13:31:30.173
14	1:41.551	+0.996	13:33:11.724

(19) ROBERT FONTANET, MARC

1	1:48.593	+7.033	13:11:17.138
2	1:43.194	+1.634	13:13:00.332
3	1:42.078	+0.518	13:14:42.410
4	1:42.874	+1.314	13:16:25.284
5	1:43.510	+1.950	13:18:08.794
6	1:43.863	+2.303	13:19:52.657
7	1:45.275	+3.715	13:21:37.932
8	1:43.004	+1.444	13:23:20.936
9	1:43.681	+2.121	13:25:04.617
10	1:44.013	+2.453	13:26:48.630
11	1:43.654	+2.094	13:28:32.284
12	1:43.643	+2.083	13:30:15.927
13	1:43.845	+2.285	13:31:59.772
14	1:41.560		13:33:41.332

(27) FERRER ENRIQUEZ, BIEL

1	1:51.337	+8.535	13:11:19.593
2	1:43.116	+0.314	13:13:02.709
3	1:42.802		13:14:45.511
4	1:43.228	+0.426	13:16:28.739
5	1:43.483	+0.681	13:18:12.222
6	1:42.960	+0.158	13:19:55.182
7	1:43.660	+0.858	13:21:38.842
8	1:43.195	+0.393	13:23:22.037
9	1:43.710	+0.908	13:25:05.747
10	1:44.757	+1.955	13:26:50.504
11	1:43.330	+0.528	13:28:33.834
12	1:43.651	+0.849	13:30:17.485
13	1:43.132	+0.330	13:32:00.617
14	1:43.248	+0.446	13:33:43.865

(40) DAUDEN SERRA, JOSE LUIS

1	1:50.878	+8.666	13:11:20.353
2	1:45.306	+3.094	13:13:05.659
3	1:42.612	+0.400	13:14:48.271
4	1:42.212		13:16:30.483
5	1:44.300	+2.088	13:18:14.783
6	1:42.836	+0.624	13:19:57.619
7	1:43.937	+1.725	13:21:41.556
8	1:45.170	+2.958	13:23:26.726
9	1:43.497	+1.285	13:25:10.223
10	1:44.885	+2.673	13:26:55.108
11	1:43.821	+1.609	13:28:38.929
12	1:44.580	+2.368	13:30:23.509
13	1:43.589	+1.377	13:32:07.098
14	1:44.281	+2.069	13:33:51.379

(15) RODRIGUEZ LOPEZ, ALBERTO

1	1:43.365	+4.561	13:11:11.500
2	1:38.804		13:12:50.304
3	1:41.256	+2.452	13:14:31.560
4	1:47.148	+8.344	13:16:18.708
5	1:46.094	+7.290	13:18:04.802
6	1:46.020	+7.216	13:19:50.822
7	1:47.344	+8.540	13:21:38.166
8	1:48.344	+9.540	13:23:26.510
9	1:50.731	+11.927	13:25:17.241
10	1:49.871	+11.067	13:27:07.112
11	1:48.556	+9.752	13:28:55.668

Vuelta	empo de vuelta	Dif. resp. 1°	Hora del día
12	1:46.970	+8.166	13:30:42.638
13	1:46.931	+8.127	13:32:29.569
14	1:47.920	+9.116	13:34:17.489

(91) SERENA ROMERO, JORDI

1	1:49.537	+4.688	13:11:18.457
2	1:46.512	+1.663	13:13:04.969
3	1:44.959	+0.110	13:14:49.928
4	1:45.226	+0.377	13:16:35.154
5	1:45.786	+0.937	13:18:20.940
6	1:45.929	+1.080	13:20:06.869
7	1:44.849		13:21:51.718
8	1:44.883	+0.034	13:23:36.601
9	1:47.919	+3.070	13:25:24.520
10	1:47.095	+2.246	13:27:11.615
11	1:46.153	+1.304	13:28:57.768
12	1:46.366	+1.517	13:30:44.134
13	1:46.870	+2.021	13:32:31.004
14	1:46.957	+2.108	13:34:17.961

(48) SOLER MULLOR, DANIEL

1	1:54.669	+9.904	13:11:24.272
2	1:46.709	+1.944	13:13:10.981
3	1:45.434	+0.669	13:14:56.415
4	1:44.921	+0.156	13:16:41.336
5	1:44.765		13:18:26.101
6	1:45.154	+0.389	13:20:11.255
7	1:45.503	+0.738	13:21:56.758
8	1:48.411	+3.646	13:23:45.169
9	1:46.898	+2.133	13:25:32.067
10	1:46.491	+1.726	13:27:18.558
11	1:48.125	+3.360	13:29:06.683
12	1:49.588	+4.823	13:30:56.271
13	1:47.597	+2.832	13:32:43.868
14	1:48.470	+3.705	13:34:32.338

(23) RAMIREZ VENDRELL, ADELINA

1	1:53.972	+8.306	13:11:22.237
2	1:46.250	+0.584	13:13:08.487
3	1:46.790	+1.124	13:14:55.277
4	1:47.591	+1.925	13:16:42.868
5	1:45.993	+0.327	13:18:28.861
6	1:45.666		13:20:14.527
7	1:47.115	+1.449	13:22:01.642
8	1:47.719	+2.053	13:23:49.361
9	1:48.417	+2.751	13:25:37.778
10	1:48.700	+3.034	13:27:26.478
11	1:50.593	+4.927	13:29:17.071
12	1:48.702	+3.036	13:31:05.773
13	1:46.822	+1.156	13:32:52.595
14	1:50.948	+5.282	13:34:43.543

(29) MAGALLON GUBAU, CARLA

1	1:56.421	+10.507	13:11:25.419
2	1:48.330	+2.416	13:13:13.749
3	1:46.613	+0.699	13:15:00.362
4	1:45.914		13:16:46.276
5	1:46.856	+0.942	13:18:33.132
6	1:46.439	+0.525	13:20:19.571
7	1:48.502	+2.588	13:22:08.073
8	1:48.098	+2.184	13:23:56.171
9	1:49.094	+3.180	13:25:45.265
10	1:50.365	+4.451	13:27:35.630
11	1:48.849	+2.935	13:29:24.479
12	1:47.186	+1.272	13:31:11.665
13	1:47.030	+1.116	13:32:58.695

Vuelta	empo de vuelta	Dif. resp. 1°	Hora del día
14	1:49.905	+3.991	13:34:48.600

(90) PERIS MARTI, ORIOL

1	1:55.023	+8.680	13:11:23.643
2	1:46.627	+0.284	13:13:10.270
3	1:48.829	+2.486	13:14:59.099
4	1:46.487	+0.144	13:16:45.586
5	1:47.273	+0.930	13:18:32.859
6	1:46.343		13:20:19.202
7	1:48.702	+2.359	13:22:07.904
8	1:47.843	+1.500	13:23:55.747
9	1:49.039	+2.696	13:25:44.786
10	1:50.193	+3.850	13:27:34.979
11	1:49.264	+2.921	13:29:24.243
12	1:48.339	+1.996	13:31:12.582
13	1:48.187	+1.844	13:33:00.769
14	1:48.040	+1.697	13:34:48.809

(94) DARNE SELLABONA, BERNAT

1	1:47.880	+4.722	13:11:16.531
2	1:43.158		13:12:59.689
3	1:44.435	+1.277	13:14:44.124
4	1:44.025	+0.867	13:16:28.149
5	1:46.422	+3.264	13:18:14.571
6	1:47.109	+3.951	13:20:01.680
7	1:47.090	+3.932	13:21:48.770
8	1:47.413	+4.255	13:23:36.183
9	1:48.059	+4.901	13:25:24.242
10	1:48.027	+4.869	13:27:12.269
11	1:51.751	+8.593	13:29:04.020
12	1:50.744	+7.586	13:30:54.764
13	1:54.720	+11.562	13:32:49.484
14	2:00.275	+17.117	13:34:49.759

(9) MASERAS, MARIA

1	2:00.277	+4.906	13:11:29.735
2	1:55.371		13:13:25.106
3	1:55.696	+0.325	13:15:20.802
4	1:59.802	+4.431	13:17:20.604
5	2:13.482	+18.111	13:19:34.086
6	2:08.966	+13.595	13:21:43.052
7	2:02.221	+6.850	13:23:45.273
8	2:05.713	+10.342	13:25:50.986
9	2:02.430	+7.059	13:27:53.416
10	2:02.352	+6.981	13:29:55.768
11	2:05.833	+10.462	13:32:01.601
12	2:06.509	+11.138	13:34:08.110

Campionat Catalunya Motocròs. Figueres

MX Sots 19/125

Circuit dels Arcs 1,500 km

FINAL SOTS 19/125-FEMINES

Pos.	Nº	Nombre	Total puntos	R1.	R2.	Total Tº	Vueltas	Club
1	23	RAMIREZ VENDRELL, ADELINA	100	50	50	50:27.129	28	Mc Segre
2	29	MAGALLON GUBAU, CARLA	88	44	44	50:32.259	28	Mc St.Hilari
3	9	MASERAS, MARIA	80	40	40	49:29.904	24	Esc. La Selva

Campionat Catalunya Motocròs. Figueres

MX Sots 19/125

Circuit dels Arcs 1,500 km

FINAL SOTS 19


Pos.	Nº	Nombre	Total puntos	R1.	R2.	Total Tº	Vueltas	Club
1	92	VALENTIN LASHERAS, ANDER	100	50	50	47:19.697	30	Motoracing C. Estella
2	99	GARCIA GÜELL, GERARD	88	44	44	47:30.221	30	Peu a Baix
3	51	CASTRO ORTEGA, SERGIO	80	40	40	48:31.439	30	SIP SPORT
4	45	RIERA ALBAS, LLUIS	74	36	38	49:09.042	30	Mc B.Bergueda
5	12	NAVARRA MONTES, ARTUR	74	38	36	49:00.657	30	Mc C. Empúries
6	96	SERRANO GOTOR, ALEJANDRO	66	34	32	49:19.436	30	Mc Segre
7	46	PONS SOLA, NIL	60	30	30	49:21.213	30	Gicom Sportmotor
8	77	ARJONILLA VIÑAS, ALBERT	57	32	25	49:30.401	30	Mc Segre
9	21	NOGUERA HIDALGO, JOAN	53	25	28	49:49.026	30	Mc B.Bergueda
10	16	SANS SORIA, MARC	52	26	26	49:49.327	30	Mc Miramar
11	15	RODRIGUEZ LOPEZ, ALBERTO	48	28	20	49:55.041	29	Mc VDB
12	59	PONS RAMON, EDGAR	48	24	24	47:35.823	28	Racc M.S.
13	7	BUSSOT FERRER, NIL	47	13	34	48:20.063	23	SIP SPORT
14	19	ROBERT FONTANET, MARC	45	22	23	48:52.715	28	Porqueres Mc
15	27	FERRER ENRIQUEZ, BIEL	45	23	22	48:36.372	28	Mc Sitges
16	40	DAUDEN SERRA, JOSE LUIS	42	21	21	49:18.815	28	Mc Amposta
17	91	SERENA ROMERO, JORDI	39	20	19	49:57.315	28	Mc B.Bergueda
18	23	RAMIREZ VENDRELL, ADELINA	36	19	17	50:27.129	28	Mc Segre
19	48	SOLER MULLOR, DANIEL	34	16	18	49:45.119	27	Amc Martorelles
20	29	MAGALLON GUBAU, CARLA	34	18	16	50:32.259	28	Mc St.Hilari
21	94	DARNE SELLABONA, BERNAT	31	17	14	50:44.884	28	Mc C. Empúries
22	90	PERIS MARTI, ORIOL	30	15	15	50:25.642	27	Mc Segre
23	9	MASERAS, MARIA	27	14	13	49:29.904	24	Esc. La Selva

Campionat Catalunya Motocròs. Figueres

MX Sots 19/125

Circuit dels Arcs 1,500 km

FINAL SOTS 19/125cc



Pos.	Nº	Nombre	Total puntos	R1.	R2.	Total Tº	Vueltas	Club
1	12	NAVARRA MONTES, ARTUR	100	50	50	49:00.657	30	Mc C. Empúries
2	96	SERRANO GOTOR, ALEJANDRO	84	44	40	49:19.436	30	Mc Segre
3	46	PONS SOLA, NIL	76	38	38	49:21.213	30	Gicom Sportmotor
4	77	ARJONILLA VIÑAS, ALBERT	72	40	32	49:30.401	30	Mc Segre
5	21	NOGUERA HIDALGO, JOAN	68	32	36	49:49.026	30	Mc B.Bergueda
6	16	SANS SORIA, MARC	68	34	34	49:49.327	30	Mc Miramar
7	7	BUSSOT FERRER, NIL	66	22	44	48:20.063	23	SIP SPORT
8	15	RODRIGUEZ LOPEZ, ALBERTO	64	36	28	49:55.041	29	Mc VDB
9	19	ROBERT FONTANET, MARC	60	30	30	48:52.715	28	Porqueres Mc
10	91	SERENA ROMERO, JORDI	54	28	26	49:57.315	28	Mc B.Bergueda
11	23	RAMIREZ VENDRELL, ADELINA	50	26	24	50:27.129	28	Mc Segre
12	48	SOLER MULLOR, DANIEL	49	24	25	49:45.119	27	Amc Martorelles
13	94	DARNE SELLABONA, BERNAT	47	25	22	50:44.884	28	Mc C. Empúries
14	90	PERIS MARTI, ORIOL	46	23	23	50:25.642	27	Mc Segre