



RFME Campeonato de España de Motocross

Clasificado por mejor tiempo de vuelta

Camp.Catalunya MX 85

Circuito de Olván 1,750 km

Entrenamientos Cronometrados

22/05/2011 10:15

Práctica (20:00 Tiempo) started at 10:14:47

Pos.	Nº	Nombre	Club	Moto	Vueltas	En Vuelta	Mejor Tm	Dif. resp. 1º	resp. anterior	Mejor V
1	24	UBACH SALA, SIMEO	Mc B.Bergueda		9	5	2:10.477			48,28
2	63	MARTINEZ , DORIAN	Pm Figueres	KTM	8	6	2:11.038	0.561	0.561	48,07
3	98	OLIVA HERMS, ORIOL	Mc Lluçanes	SUZUKI	9	6	2:11.605	1.128	0.567	47,87
4	90	IDIAQUEZ SAN PEDRO, JON	Txusko Mc	YAMAHA	8	8	2:12.078	1.601	0.473	47,69
5	38	FRANCISCO MONTLLEO, ENRIC	Mc Segre	KTM	9	8	2:14.268	3.791	2.190	46,92
6	12	CASAS CERVERA, ORIOL	Mc Segre	SUZUKI	8	6	2:15.491	5.014	1.223	46,49
7	32	SALA SEGURA, JORDI	Mc Igualada	KTM	7	3	2:17.268	6.791	1.777	45,89
8	11	CORTES PICARZO, BERNAT	Mc Segre	KTM	8	7	2:18.149	7.672	0.881	45,60
9	22	GIRONA ROCA, ALBERT	Mc Segre	KTM	8	7	2:18.350	7.873	0.201	45,53
10	71	AGUILAR COROMINAS, JOAN	Mc St.Hilari	KTM	7	5	2:19.542	9.065	1.192	45,14
11	5	RUIZ ARQUEROS, JOAQUIM	Mc B.Roses	SUZUKI	8	6	2:19.894	9.417	0.352	45,03
12	51	OLIVER VILAR, ROGER	Esc.Cop de Gas	SUZUKI	8	3	2:19.944	9.467	0.050	45,01
13	45	MIRAVALL GROS, JOEL	Mc Segre	YAMAHA	7	7	2:20.411	9.934	0.467	44,86
14	84	SANCHEZ GARCIA, ARNAU	Mc. Tres Turons	COUGAR RED X)	8	8	2:20.417	9.940	0.006	44,86
15	15	PERALES BOGUÑA, ANGEL	CE Pm Vilassar Dalt	KTM	7	7	2:21.684	11.207	1.267	44,46
16	99	CIRUELO GOMEZ, SERGIO	Drinkingas	KAWASAKI	8	7	2:21.687	11.210	0.003	44,46
17	4	PRATS MASSO, POL	Drinkingas	SUZUKI	7	7	2:24.459	13.982	2.772	43,61
18	35	MARTINEZ SALGADO, MARC	Mc. Tres Turons	KAWASAKI	8	4	2:24.917	14.440	0.458	43,47
19	29	GOMEZ LOPEZ, SILVER	Gicom Sportmotor	SUZUKI	7	4	2:25.802	15.325	0.885	43,20
20	50	VARGAS CHAGLIA, JAVIER	Amc Martorelles	KAWASAKI	8	8	2:26.862	16.385	1.060	42,89
21	7	VILLARO MARTIN, LLUIS	Mc Solsonès	KTM	7	4	2:27.400	16.923	0.538	42,74
22	25	FONTANALS BENAVENT, MARC	Mc Cubelles	KAWASAKI	7	6	2:27.616	17.139	0.216	42,67
23	40	SANCHEZ PIÑA, SERGIO	Esc. Martorelles	KTM	8	7	2:28.098	17.621	0.482	42,53
24	48	TELL SANCHEZ, DANIEL	Mc Segre	KAWASAKI	8	6	2:28.702	18.225	0.604	42,36
25	28	SORIANO MULERO, DANIEL	Mc. Tres Turons	KAWASAKI	7	4	2:28.715	18.238	0.013	42,36
26	67	MESTRE DURO, MARC	Mc Segre	KAWASAKI	7	7	2:29.402	18.925	0.687	42,16
27	27	MOLINA FERNANDEZ, ALBERT	Em Castellbisbal	KAWASAKI	6	6	2:30.240	19.763	0.838	41,93
28	31	TORRA CATAFAL, MIQUEL	Mc Segre	KTM	7	5	2:31.927	21.450	1.687	41,46
29	14	ROSO GARCIA, GONZALO D.	Mc St.Celoni	KTM	7	7	2:45.046	34.569	13.119	38,17
30	76	ROSELL ROMERO, JOAN DAVID	Mc. Tres Turons	YAMAHA	6	6	2:52.301	41.824	7.255	36,56
31	77	PEREZ MUNS, ALBERT	Mc B.Bergueda	YAMAHA	6	3	2:53.229	42.752	0.928	36,36
32	78	ROSO GARCIA, LEONARDO S.	Mc St.Celoni	KTM	6	5	2:57.364	46.887	4.135	35,52
33	34	GOMEZ SABATE, JOAN	Mc Segre	MORIWAKI	5	2	3:01.997	51.520	4.633	34,61
34	97	SANCHEZ BARRERO, MARC	Amc Martorelles	KAWASAKI	6	5	3:10.694	1:00.217	8.697	33,03
35	30	VENDRELL PALACIOS, POL	Mc Segre	KTM	5	5	3:46.992	1:36.515	36.298	27,75

Jefe de cronometraje Nando Ribé Lic.564450-B

Orbits 4

Director de Carrera Rosend Soler

www.amb-it.com



www.mylaps.com

a: Nando.Crono



RFME Campeonato de España de Motocross

Camp.Catalunya MX 85

Circuito de Olván 1,750 km

Entrenamientos Cronometrados

22/05/2011 10:15

Práctica (20:00 Tiempo) started at 10:14:47

Vuelta	Tempo de vuelta	Dif. resp. 1°	Hora del día
(24) UBACH SALA, SIMEO			
1			10:17:06.316
2	2:17.197	+6.720	10:19:23.513
3	2:12.335	+1.858	10:21:35.848
4	2:14.645	+4.168	10:23:50.493
5	2:10.477		10:26:00.970
6	2:17.005	+6.528	10:28:17.975
7	2:11.280	+0.803	10:30:29.255
8	2:23.219	+12.742	10:32:52.474
9	4:39.635	+2:29.158	10:37:32.109

Vuelta	Tempo de vuelta	Dif. resp. 1°	Hora del día
(63) MARTINEZ, DORIAN			
1			10:17:12.583
2	2:16.940	+5.902	10:19:29.523
3	2:14.082	+3.044	10:21:43.605
4	2:15.380	+4.342	10:23:58.985
5	2:12.840	+1.802	10:26:11.825
6	2:11.038		10:28:22.863
7	2:11.951	+0.913	10:30:34.814
8	2:16.038	+5.000	10:32:50.852

Vuelta	Tempo de vuelta	Dif. resp. 1°	Hora del día
(98) OLIVA HERMS, ORIOLE			
1			10:17:34.760
2	2:18.998	+7.393	10:19:53.758
3	2:14.557	+2.952	10:22:08.315
4	3:03.697	+52.092	10:25:12.012
5	2:12.096	+0.491	10:27:24.108
6	2:11.605		10:29:35.713
7	2:11.611	+0.006	10:31:47.324
8	2:13.038	+1.433	10:34:00.362
9	2:21.687	+10.082	10:36:22.049

Vuelta	Tempo de vuelta	Dif. resp. 1°	Hora del día
(90) IDIAQUEZ SAN PEDRO, JON			
1			10:17:38.983
2	2:20.049	+7.971	10:19:59.032
3	2:26.308	+14.230	10:22:25.340
4	2:19.651	+7.573	10:24:44.991
5	2:12.731	+0.653	10:26:57.722
6	3:29.991	+1:17.913	10:30:27.713
7	2:17.306	+5.228	10:32:45.019
8	2:12.078		10:34:57.097

Vuelta	Tempo de vuelta	Dif. resp. 1°	Hora del día
(38) FRANCISCO MONTLLIO, ENRIC			
1			10:17:19.436
2	2:21.278	+7.010	10:19:40.714
3	2:16.376	+2.108	10:21:57.090
4	2:18.028	+3.760	10:24:15.118
5	2:23.123	+8.855	10:26:38.241
6	3:24.945	+1:10.677	10:30:03.186
7	2:16.875	+2.607	10:32:20.061
8	2:14.268		10:34:34.329
9	2:14.796	+0.528	10:36:49.125

Vuelta	Tempo de vuelta	Dif. resp. 1°	Hora del día
(12) CASAS CERVERA, ORIOLE			
1			10:18:03.952
2	2:30.883	+15.392	10:20:34.835
3	2:24.414	+8.923	10:22:59.249
4	2:21.624	+6.133	10:25:20.873
5	2:19.583	+4.092	10:27:40.456
6	2:15.491		10:29:55.947
7	3:12.113	+56.622	10:33:08.060
8	2:16.103	+0.612	10:35:24.163

Vuelta	Tempo de vuelta	Dif. resp. 1°	Hora del día
(32) SALA SEGURA, JORDI			
1			10:17:16.271

Vuelta	Tempo de vuelta	Dif. resp. 1°	Hora del día
2	2:20.428	+3.160	10:19:36.699
3	2:17.268		10:21:53.967
4	7:03.033	+4:45.765	10:28:57.000
5	2:21.018	+3.750	10:31:18.018
6	2:19.571	+2.303	10:33:37.589
7	2:17.427	+0.159	10:35:55.016

Vuelta	Tempo de vuelta	Dif. resp. 1°	Hora del día
(11) CORTES PICARZO, BERNAT			
1			10:17:44.005
2	2:26.125	+7.976	10:20:10.130
3	2:18.876	+0.727	10:22:29.006
4	2:18.880	+0.731	10:24:47.886
5	4:33.940	+2:15.791	10:29:21.826
6	2:26.685	+8.536	10:31:48.511
7	2:18.149		10:34:06.660
8	2:18.762	+0.613	10:36:25.422

Vuelta	Tempo de vuelta	Dif. resp. 1°	Hora del día
(22) GIRONA ROCA, ALBERT			
1			10:17:50.635
2	2:30.864	+12.514	10:20:21.499
3	2:23.124	+4.774	10:22:44.623
4	2:23.542	+5.192	10:25:08.165
5	3:35.637	+1:17.287	10:28:43.802
6	2:21.592	+3.242	10:31:05.394
7	2:18.350		10:33:23.744
8	2:21.345	+2.995	10:35:45.089

Vuelta	Tempo de vuelta	Dif. resp. 1°	Hora del día
(71) AGUILAR COROMINAS, JOAN			
1			10:17:55.880
2	2:28.090	+8.548	10:20:23.970
3	5:43.173	+3:23.631	10:26:07.143
4	2:31.670	+12.128	10:28:38.813
5	2:19.542		10:30:58.355
6	2:19.585	+0.043	10:33:17.940
7	2:37.772	+18.230	10:35:55.712

Vuelta	Tempo de vuelta	Dif. resp. 1°	Hora del día
(5) RUIZ ARQUEROS, JOAQUIM			
1			10:17:47.226
2	2:29.196	+9.302	10:20:16.422
3	2:25.889	+5.995	10:22:42.311
4	2:22.916	+3.022	10:25:05.227
5	2:30.043	+10.149	10:27:35.270
6	2:19.894		10:29:55.164
7	2:43.184	+23.290	10:32:38.348
8	3:55.389	+1:35.495	10:36:33.737

Vuelta	Tempo de vuelta	Dif. resp. 1°	Hora del día
(51) OLIVER VILAR, ROGER			
1			10:17:28.317
2	2:29.203	+9.259	10:19:57.520
3	2:19.944		10:22:17.464
4	2:34.297	+14.353	10:24:51.761
5	2:23.251	+3.307	10:27:15.012
6	2:53.598	+33.654	10:30:08.610
7	2:20.269	+0.325	10:32:28.879
8	3:36.552	+1:16.608	10:36:05.431

Vuelta	Tempo de vuelta	Dif. resp. 1°	Hora del día
(45) MIRAVALL GROS, JOEL			
1			10:17:49.797
2	2:28.430	+8.019	10:20:18.227
3	2:25.146	+4.735	10:22:43.373
4	2:23.094	+2.683	10:25:06.467
5	5:51.980	+3:31.569	10:30:58.447
6	2:28.934	+8.523	10:33:27.381
7	2:20.411		10:35:47.792

Vuelta	Tempo de vuelta	Dif. resp. 1°	Hora del día
(84) SANCHEZ GARCIA, ARNAU			

Vuelta	Tempo de vuelta	Dif. resp. 1°	Hora del día
1			10:18:01.057
2	2:32.254	+11.837	10:20:33.311
3	2:29.550	+9.133	10:23:02.861
4	2:31.628	+11.211	10:25:34.489
5	2:23.332	+2.915	10:27:57.821
6	3:18.528	+58.111	10:31:16.349
7	2:23.964	+3.547	10:33:40.313
8	2:20.417		10:36:00.730

Vuelta	Tempo de vuelta	Dif. resp. 1°	Hora del día
(15) PERALES BOGUÑA, ANGEL			
1			10:17:36.618
2	3:22.432	+1:00.748	10:20:59.050
3	2:23.374	+1.690	10:23:22.424
4	2:23.120	+1.436	10:25:45.544
5	4:37.962	+2:16.278	10:30:23.506
6	2:26.415	+4.731	10:32:49.921
7	2:21.684		10:35:11.605

Vuelta	Tempo de vuelta	Dif. resp. 1°	Hora del día
(99) CIRUELO GOMEZ, SERGIO			
1			10:17:48.508
2	2:41.920	+20.233	10:20:30.428
3	2:37.115	+15.428	10:23:07.543
4	2:30.285	+8.598	10:25:37.828
5	3:39.315	+1:17.628	10:29:17.143
6	2:27.317	+5.630	10:31:44.460
7	2:21.687		10:34:06.147
8	2:23.832	+2.145	10:36:29.979

Vuelta	Tempo de vuelta	Dif. resp. 1°	Hora del día
(4) PRATS MASSO, POL			
1			10:17:49.251
2	2:48.466	+24.007	10:20:37.717
3	2:27.265	+2.806	10:23:04.982
4	2:47.310	+22.851	10:25:52.292
5	2:40.560	+16.101	10:28:32.852
6	5:01.709	+2:37.250	10:33:34.561
7	2:24.459		10:35:59.020

Vuelta	Tempo de vuelta	Dif. resp. 1°	Hora del día
(35) MARTINEZ SALGADO, MARC			
1			10:17:42.938
2	2:45.799	+20.882	10:20:28.737
3	2:29.670	+4.753	10:22:58.407
4	2:24.917		10:25:23.324
5	2:24.945	+0.028	10:27:48.269
6	2:26.532	+1.615	10:30:14.801
7	2:27.951	+3.034	10:32:42.752
8	2:32.033	+7.116	10:35:14.785

Vuelta	Tempo de vuelta	Dif. resp. 1°	Hora del día
(29) GOMEZ LOPEZ, SILVER			
1			10:18:00.338
2	3:28.017	+1:02.215	10:21:28.355
3	2:33.977	+8.175	10:24:02.332
4	2:25.802		10:26:28.134
5	2:26.152	+0.350	10:28:54.286
6	3:38.749	+1:12.947	10:32:33.035
7	2:27.373	+1.571	10:35:00.408

Vuelta	Tempo de vuelta	Dif. resp. 1°	Hora del día
(50) VARGAS CHAGLIA, JAVIER			
1			10:17:59.066
2	2:36.479	+9.617	10:20:35.545
3	2:33.251	+6.389	10:23:08.796
4	2:31.728	+4.866	10:25:40.524
5	2:38.931	+12.069	10:28:19.455
6	2:50.664	+23.802	10:31:10.119
7	2:28.250	+1.388	10:33:38.369
8	2:26.862		10:36:05.231


Jefe de cronometraje Nando Ribé Lic.564450-B

Director de Carrera Rosend Soler

Orbits 4

www.amb-it.com

www.mylaps.com



Impresos: 22/05/2011 10:43:11

Página 1/2

RFME Campeonato de España de Motocross

Camp.Catalunya MX 85

Circuito de Olván 1,750 km

Entrenamientos Cronometrados

22/05/2011 10:15

Práctica (20:00 Tiempo) started at 10:14:47

Vuelta	Tempo de vuelta	Dif. resp. 1°	Hora del día
(7) VILLARO MARTIN, LLUIS			
1			10:18:11.615
2	2:34.160	+6.760	10:20:45.775
3	2:27.844	+0.444	10:23:13.619
4	2:27.400		10:25:41.019
5	5:01.588	+2:34.188	10:30:42.607
6	2:30.079	+2.679	10:33:12.686
7	2:29.496	+2.096	10:35:42.182

(25) FONTANALS BENAVENT, MARC			
1			10:18:49.430
2	2:37.120	+9.504	10:21:26.550
3	2:34.872	+7.256	10:24:01.422
4	2:31.391	+3.775	10:26:32.813
5	4:08.213	+1:40.597	10:30:41.026
6	2:27.616		10:33:08.642
7	3:00.000	+32.384	10:36:08.642

(40) SANCHEZ PIÑA, SERGIO			
1			10:17:58.010
2	2:45.994	+17.896	10:20:44.004
3	2:35.357	+7.259	10:23:19.361
4	3:33.625	+1:05.527	10:26:52.986
5	2:33.513	+5.415	10:29:26.499
6	2:31.624	+3.526	10:31:58.123
7	2:28.098		10:34:26.221
8	2:30.624	+2.526	10:36:56.845

(48) TELL SANCHEZ, DANIEL			
1			10:18:02.041
2	2:37.793	+9.091	10:20:39.834
3	2:31.451	+2.749	10:23:11.285
4	2:31.576	+2.874	10:25:42.861
5	3:15.141	+46.439	10:28:58.002
6	2:28.702		10:31:26.704
7	2:31.222	+2.520	10:33:57.926
8	2:30.899	+2.197	10:36:28.825

(28) SORIANO MULERO, DANIEL			
1			10:18:08.706
2	2:54.167	+25.452	10:21:02.873
3	2:28.967	+0.252	10:23:31.840
4	2:28.715		10:26:00.555
5	2:31.195	+2.480	10:28:31.750
6	2:29.313	+0.598	10:31:01.063
7	6:44.979	+4:16.264	10:37:46.042

(67) MESTRE DURO, MARC			
1			10:17:38.664
2	2:52.477	+23.075	10:20:31.141
3	2:29.582	+0.180	10:23:00.723
4	2:32.520	+3.118	10:25:33.243
5	5:10.906	+2:41.504	10:30:44.149
6	2:29.851	+0.449	10:33:14.000
7	2:29.402		10:35:43.402

(27) MOLINA FERNANDEZ, ALBERT			
1			10:18:22.399
2	2:43.963	+13.723	10:21:06.362
3	2:37.980	+7.740	10:23:44.342
4	6:19.181	+3:48.941	10:30:03.523
5	2:48.143	+17.903	10:32:51.666
6	2:30.240		10:35:21.906

(31) TORRA CATAFAL, MIQUEL			
1			10:17:45.996

2	2:38.357	+6.430	10:20:24.353
3	2:33.047	+1.120	10:22:57.400
4	2:33.559	+1.632	10:25:30.959
5	2:31.927		10:28:02.886
6	5:00.649	+2:28.722	10:33:03.535
7	2:37.405	+5.478	10:35:40.940

(14) ROSO GARCIA, GONZALO D.			
1			10:18:11.326
2	3:14.186	+29.140	10:21:25.512
3	2:58.231	+13.185	10:24:23.743
4	2:49.382	+4.336	10:27:13.125
5	2:46.120	+1.074	10:29:59.245
6	2:48.975	+3.929	10:32:48.220
7	2:45.046		10:35:33.266

(76) ROSELL ROMERO, JOAN DAVID			
1			10:18:53.904
2	3:55.571	+1:03.270	10:22:49.475
3	4:51.116	+1:58.815	10:27:40.591
4	3:15.266	+22.965	10:30:55.857
5	3:02.261	+9.960	10:33:58.118
6	2:52.301		10:36:50.419

(77) PEREZ MUNS, ALBERT			
1			10:19:45.944
2	2:57.325	+4.096	10:22:43.269
3	2:53.229		10:25:36.498
4	2:55.062	+1.833	10:28:31.560
5	3:59.863	+1:06.634	10:32:31.423
6	2:59.749	+6.520	10:35:31.172

(78) ROSO GARCIA, LEONARDO S.			
1			10:18:10.440
2	3:05.827	+8.463	10:21:16.267
3	3:06.298	+8.934	10:24:22.565
4	3:01.066	+3.702	10:27:23.631
5	2:57.364		10:30:20.995
6	2:58.773	+1.409	10:33:19.768

(34) GOMEZ SABATE, JOAN			
1			10:19:13.584
2	3:01.997		10:22:15.581
3	3:02.713	+0.716	10:25:18.294
4	6:51.270	+3:49.273	10:32:09.564
5	3:02.408	+0.411	10:35:11.972

(97) SANCHEZ BARRERO, MARC			
1			10:18:54.336
2	3:25.650	+14.956	10:22:19.986
3	3:18.304	+7.610	10:25:38.290
4	3:16.251	+5.557	10:28:54.541
5	3:10.694		10:32:05.235
6	3:11.575	+0.881	10:35:16.810

(30) VENDRELL PALACIOS, POL			
1			10:21:30.357
2	4:05.249	+18.257	10:25:35.606
3	4:02.599	+15.607	10:29:38.205
4	4:28.281	+41.289	10:34:06.486
5	3:46.992		10:37:53.478

Jefe de cronometraje Nando Ribé Lic.564450-B

Director de Carrera Rosend Soler



Orbits 4

www.amb-it.com

www.mylaps.com

a: Nando.Crono



RFME Campeonato de España de Motocross

Clasificado por vueltas

Camp.Catalunya MX 85

Circuito de Olván 1,750 km

1ª Mònega

22/05/2011 12:25

Carrera (15:00 y 2 Vueltas) started at 12:39:18

Pos.	Nº	Nombre	Club	Moto	Vueltas	Total Tº	Dif. resp. 1º	Mejor Tm	Vuelta	Clase
1	24	UBACH SALA, SIMEO	Mc B.Bergueda		9	19:52.932		2:12.922	8	MX85 CAD
2	63	MARTINEZ , DORIAN	Pm Figueres	KTM	9	20:05.600	12.668	2:12.340	8	MX85 CAD
3	38	FRANCISCO MONTLLEO, ENRIC	Mc Segre	KTM	9	20:15.849	22.917	2:13.846	4	MX85 JUV
4	5	RUIZ ARQUEROS, JOAQUIM	Mc B.Roses	SUZUKI	9	20:24.763	31.831	2:13.652	9	MX85 CAD
5	32	SALA SEGURA, JORDI	Mc Igualada	KTM	9	20:24.937	32.005	2:14.145	5	MX85 JUV
6	15	PERALES BOGUÑA, ANGEL	CE Pm Vilassar Dalt	KTM	9	20:31.178	38.246	2:16.281	6	MX85 JUV
7	11	CORTES PICARZO, BERNAT	Mc Segre	KTM	9	20:32.598	39.666	2:16.014	7	MX85 JUV
8	98	OLIVA HERMS, ORIOL	Mc Lluçanes	SUZUKI	9	20:33.177	40.245	2:13.691	5	MX85 CAD
9	84	SANCHEZ GARCIA, ARNAU	Mc. Tres Turons	COUGAR RED :	9	20:48.308	55.376	2:17.255	2	MX85 JUV
10	12	CASAS CERVERA, ORIOL	Mc Segre	SUZUKI	9	21:04.685	1:11.753	2:16.024	8	MX85 JUV
11	51	OLIVER VILAR, ROGER	Esc.Cop de Gas	SUZUKI	9	21:11.638	1:18.706	2:17.736	3	MX85 JUV
12	45	MIRAVALL GROS, JOEL	Mc Segre	YAMAHA	9	21:27.857	1:34.925	2:19.483	3	MX85 JUV
13	99	CIRUELO GOMEZ, SERGIO	Drinkingas	KAWASAKI	9	21:44.109	1:51.177	2:20.744	2	MX85 CAD
14	35	MARTINEZ SALGADO, MARC	Mc. Tres Turons	KAWASAKI	9	21:45.968	1:53.036	2:23.740	7	MX85 JUV
15	28	SORIANO MULERO, DANIEL	Mc. Tres Turons	KAWASAKI	9	21:59.560	2:06.628	2:24.666	3	MX85 JUV
16	22	GIRONA ROCA, ALBERT	Mc Segre	KTM	9	22:02.122	2:09.190	2:19.713	4	MX85 JUV
17	7	VILLARO MARTIN, LLUIS	Mc Solsonès	KTM	9	22:48.586	2:55.654	2:21.945	5	MX85 JUV
18	29	GOMEZ LOPEZ, SILVER	Gicom Sportmotor	SUZUKI	8	20:00.678	1 Vuelta	2:23.714	8	MX85 JUV
19	27	MOLINA FERNANDEZ, ALBERT	Em Castellbisbal	KAWASAKI	8	20:04.344	1 Vuelta	2:27.779	2	MX85 CAD
20	25	FONTANALS BENAVENT, MARC	Mc Cubelles	KAWASAKI	8	20:14.964	1 Vuelta	2:27.929	4	MX85 JUV
21	40	SANCHEZ PIÑA, SERGIO	Esc. Martorelles	KTM	8	20:23.335	1 Vuelta	2:30.835	8	MX85 JUV
22	71	AGUILAR COROMINAS, JOAN	Mc St.Hilari	KTM	8	20:46.858	1 Vuelta	2:22.263	3	MX85 JUV
23	14	ROSO GARCIA, GONZALO D.	Mc St.Celoni	KTM	8	21:20.455	1 Vuelta	2:36.854	4	MX85 CAD
24	31	TORRA CATAFAL, MIQUEL	Mc Segre	KTM	8	21:26.708	1 Vuelta	2:28.602	2	MX85 JUV
25	34	GOMEZ SABATE, JOAN	Mc Segre	MORIWAKI	8	22:10.370	1 Vuelta	2:44.157	3	MX85 JUV
26	78	ROSO GARCIA, LEONARDO S.	Mc St.Celoni	KTM	8	22:14.000	1 Vuelta	2:42.052	3	MX85 CAD
27	76	ROSELL ROMERO, JOAN DAVID	Mc. Tres Turons	YAMAHA	8	22:27.763	1 Vuelta	2:41.787	3	MX85 JUV
28	77	PEREZ MUNS, ALBERT	Mc B.Bergueda	YAMAHA	7	21:19.907	2 Vueltas	2:52.811	7	MX85 JUV
29	30	VENDRELL PALACIOS, POL	Mc Segre	KTM	6	19:56.667	3 Vueltas	3:12.319	4	MX85 CAD
No clasificado ()										
NT	50	VARGAS CHAGLIA, JAVIER	Amc Martorelles	KAWASAKI	6	17:10.066	NT	2:21.311	5	MX85 JUV
NT	4	PRATS MASSO, POL	Drinkingas	SUZUKI	5	11:46.364	NT	2:21.911	2	MX85 CAD
NT	67	MESTRE DURO, MARC	Mc Segre	KAWASAKI	4	9:25.492	NT	2:20.811	2	MX85 CAD
NT	48	TELL SANCHEZ, DANIEL	Mc Segre	KAWASAKI	4	9:54.151	NT	2:27.956	2	MX85 JUV
NT	97	SANCHEZ BARRERO, MARC	Amc Martorelles	KAWASAKI	3	9:52.490	NT	3:10.673	3	MX85 CAD
NT	90	IDIAQUEZ SAN PEDRO, JON	Txusko Mc	YAMAHA	2	4:43.036	NT	2:17.996	2	MX85 CAD

Márgen de victoria	Velocidad media	Mejor tº de vuelta	Mejor Vel.	Mejor vuelta para
12.668	47,530	2:12.340	47,605	63 - MARTINEZ , DORIAN

Jefe de cronometraje Nando Ribé Lic.564450-B

Orbits 4

Director de Carrera Rosend Soler

www.amb-it.com



www.mylaps.com

Nando.Crono

Impresos: 22/05/2011 13:04:14



RFME Campeonato de España de Motocross

Vuelta a vuelta

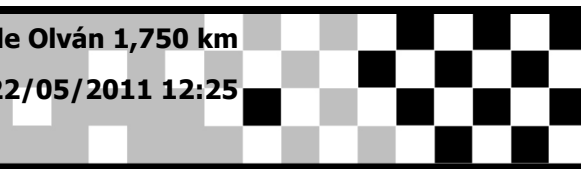
Camp.Catalunya MX 85

Circuito de Olván 1,750 km

1ª Mànega

22/05/2011 12:25

Carrera (15:00 y 2 Vueltas) started at 12:39:18



Competidores	Vueltas								
	1	2	3	4	5	6	7	8	9
UBACH SALA, SIMEO (24)	1	24	24	24	24	24	24	24	24
PERALES BOGUÑA, ANGEL (15)	2	15	63	63	63	63	63	63	63
MARTINEZ , DORIAN (63)	3	63	38	38	38	38	38	38	38
CORTES PICARZO, BERNAT (11)	4	11	15	15	11	32	32	32	5
FRANCISCO MONTLLIO, ENRIC (38)	5	38	11	11	32	11	11	11	5
MESTRE DURO, MARC (67)	6	67	32	32	15	15	15	5	11
PRATS MASSO, POL (4)	7	4	67	5	5	5	5	15	11
SALA SEGURA, JORDI (32)	8	32	84	67	84	84	98	98	98
RUIZ ARQUEROS, JOAQUIM (5)	9	5	4	84	98	98	84	84	84
SANCHEZ GARCIA, ARNAU (84)	10	84	5	4	4	4	51	12	12
CIRUELO GOMEZ, SERGIO (99)	11	99	99	51	67	51	12	51	51
VARGAS CHAGLIA, JAVIER (50)	12	50	90	98	51	12	45	45	45
GOMEZ LOPEZ, SILVER (29)	13	29	51	50	45	45	99	99	99
MARTINEZ SALGADO, MARC (35)	14	35	50	45	12	50	35	35	35
IDIAQUEZ SAN PEDRO, JON (90)	15	90	98	35	50	99	28	7	28
SORIANO MULERO, DANIEL (28)	16	28	35	99	35	35	7	28	22
OLIVER VILAR, ROGER (51)	17	51	29	28	99	71	22	22	7
MIRAVALL GROS, JOEL (45)	18	45	45	12	71	28	27	27	29
TELL SANCHEZ, DANIEL (48)	19	48	28	71	28	7	29	29	27
OLIVA HERMS, ORIOL (98)	20	98	22	48	7	22	71	25	25
GIRONA ROCA, ALBERT (22)	21	22	48	27	48	27	25	40	40
MOLINA FERNANDEZ, ALBERT (27)	22	27	71	7	27	40	40	71	71
VILLARO MARTIN, LLUIS (7)	23	7	27	40	22	29	14	14	14
SANCHEZ PIÑA, SERGIO (40)	24	40	12	22	40	25	31	31	31
AGUILAR COROMINAS, JOAN (71)	25	71	7	25	25	14	34	34	34
CASAS CERVERA, ORIOL (12)	26	12	40	29	29	31	78	78	78
GOMEZ SABATE, JOAN (34)	27	34	31	14	14	34	76	76	76
ROSO GARCIA, GONZALO D. (14)	28	14	25	34	34	78	50	77	
TORRA CATAFAL, MIQUEL (31)	29	31	14	78	78	76	77		
ROSO GARCIA, LEONARDO S. (78)	30	78	34	76	31	77	30		
ROSELL ROMERO, JOAN DAVID (76)	31	76	78	31	76	30			
FONTANALS BENAVENT, MARC (25)	32	25	76	77	77				
VENDRELL PALACIOS, POL (30)	33	30	97	97	30				
SANCHEZ BARRERO, MARC (97)	34	97	30	30					
PEREZ MUNS, ALBERT (77)	35	77	77						

Jefe de cronometraje Nando Ribé Lic.564450-B

Orbits 4

Director de Carrera Rosend Soler

www.amb-it.com



www.mylaps.com

a: Nando.Crono

Impresos: 22/05/2011 13:05:27

RFME Campeonato de España de Motocross

Camp.Catalunya MX 85

Circuito de Oliván 1,750 km

1ª Mànegua

22/05/2011 12:25

Carrera (15:00 y 2 Vueltas) started at 12:39:18

Vuelta	mpo de vuelta	Dif. resp. 1º	Hora del día
(24) UBACH SALA, SIMEO			
1			12:41:20.684
2	2:13.916	+0.994	12:43:34.600
3	2:14.509	+1.587	12:45:49.109
4	2:13.241	+0.319	12:48:02.350
5	2:14.787	+1.865	12:50:17.137
6	2:13.931	+1.009	12:52:31.068
7	2:13.871	+0.949	12:54:44.939
8	2:12.922		12:56:57.861
9	2:14.062	+1.140	12:59:11.923

(63) MARTINEZ, DORIAN			
1			12:41:28.377
2	2:16.448	+4.108	12:43:44.825
3	2:14.023	+1.683	12:45:58.848
4	2:12.388	+0.048	12:48:11.236
5	2:12.596	+0.256	12:50:23.832
6	2:15.352	+3.012	12:52:39.184
7	2:15.139	+2.799	12:54:54.323
8	2:12.340		12:57:06.663
9	2:17.928	+5.588	12:59:24.591

(38) FRANCISCO MONTLLLO, ENRIC			
1			12:41:30.558
2	2:16.284	+2.438	12:43:46.842
3	2:15.114	+1.268	12:46:01.956
4	2:13.846		12:48:15.802
5	2:14.187	+0.341	12:50:29.989
6	2:14.286	+0.440	12:52:44.275
7	2:14.968	+1.122	12:54:59.243
8	2:16.407	+2.561	12:57:15.650
9	2:19.190	+5.344	12:59:34.840

(5) RUIZ ARQUEROS, JOAQUIM			
1			12:41:35.266
2	2:20.299	+6.647	12:43:55.565
3	2:18.095	+4.443	12:46:13.660
4	2:16.011	+2.359	12:48:29.671
5	2:14.559	+0.907	12:50:44.230
6	2:15.024	+1.372	12:52:59.254
7	2:16.440	+2.788	12:55:15.694
8	2:14.408	+0.756	12:57:30.102
9	2:13.652		12:59:43.754

(32) SALA SEGURA, JORDI			
1			12:41:33.325
2	2:18.930	+4.785	12:43:52.255
3	2:14.659	+0.514	12:46:06.914
4	2:16.212	+2.067	12:48:23.126
5	2:14.145		12:50:37.271
6	2:16.099	+1.954	12:52:53.370
7	2:18.302	+4.157	12:55:11.672
8	2:16.507	+2.362	12:57:28.179
9	2:15.749	+1.604	12:59:43.928

(15) PERALES BOGUÑA, ANGEL			
1			12:41:27.641
2	2:19.948	+3.667	12:43:47.589
3	2:16.796	+0.515	12:46:04.385
4	2:20.077	+3.796	12:48:24.462
5	2:17.416	+1.135	12:50:41.878
6	2:16.281		12:52:58.159
7	2:18.500	+2.219	12:55:16.659
8	2:16.405	+0.124	12:57:33.064
9	2:17.105	+0.824	12:59:50.169

Vuelta	mpo de vuelta	Dif. resp. 1º	Hora del día
(11) CORTES PICARZO, BERNAT			
1			12:41:29.285
2	2:19.767	+3.753	12:43:49.052
3	2:16.357	+0.343	12:46:05.409
4	2:17.576	+1.562	12:48:22.985
5	2:17.021	+1.007	12:50:40.006
6	2:17.283	+1.269	12:52:57.289
7	2:16.014		12:55:13.303
8	2:17.850	+1.836	12:57:31.153
9	2:20.436	+4.422	12:59:51.589

(98) OLIVA HERMS, ORIOL			
1			12:41:48.535
2	2:17.763	+4.072	12:44:06.298
3	2:17.642	+3.951	12:46:23.940
4	2:15.806	+2.115	12:48:39.746
5	2:13.691		12:50:53.437
6	2:14.260	+0.569	12:53:07.697
7	2:16.177	+2.486	12:55:23.874
8	2:14.422	+0.731	12:57:38.296
9	2:13.872	+0.181	12:59:52.168

(84) SANCHEZ GARCIA, ARNAU			
1			12:41:36.211
2	2:17.255		12:43:53.466
3	2:21.381	+4.126	12:46:14.847
4	2:20.753	+3.498	12:48:35.600
5	2:17.286	+0.031	12:50:52.886
6	2:19.727	+2.472	12:53:12.613
7	2:18.782	+1.527	12:55:31.395
8	2:18.400	+1.145	12:57:49.795
9	2:17.504	+0.249	13:00:07.299

(12) CASAS CERVERA, ORIOL			
1			12:41:53.436
2	2:24.557	+8.533	12:44:17.993
3	2:20.456	+4.432	12:46:38.449
4	2:17.640	+1.616	12:48:56.089
5	2:16.548	+0.524	12:51:12.637
6	2:17.800	+1.776	12:53:30.437
7	2:16.406	+0.382	12:55:46.843
8	2:16.024		12:58:02.867
9	2:20.809	+4.785	13:00:23.676

(51) OLIVER VILAR, ROGER			
1			12:41:45.904
2	2:19.000	+1.264	12:44:04.904
3	2:17.736		12:46:22.640
4	2:26.505	+8.769	12:48:49.145
5	2:19.818	+2.082	12:51:08.963
6	2:20.696	+2.960	12:53:29.659
7	2:20.198	+2.462	12:55:49.857
8	2:19.952	+2.216	12:58:09.809
9	2:20.820	+3.084	13:00:30.629

(45) MIRAVALL GROS, JOEL			
1			12:41:46.393
2	2:24.617	+5.134	12:44:11.010
3	2:19.483		12:46:30.493
4	2:19.843	+0.360	12:48:50.336
5	2:25.162	+5.679	12:51:15.498
6	2:23.581	+4.098	12:53:39.079
7	2:23.849	+4.366	12:56:02.928
8	2:21.264	+1.781	12:58:24.192
9	2:22.656	+3.173	13:00:46.848

Vuelta	mpo de vuelta	Dif. resp. 1º	Hora del día
(99) CIRUELO GOMEZ, SERGIO			
1			12:41:37.603
2	2:20.744		12:43:58.347
3	2:36.746	+16.002	12:46:35.093
4	2:25.573	+4.829	12:49:00.666
5	2:22.482	+1.738	12:51:23.148
6	2:25.317	+4.573	12:53:48.465
7	2:23.418	+2.674	12:56:11.883
8	2:26.188	+5.444	12:58:38.071
9	2:25.029	+4.285	13:01:03.100

(35) MARTINEZ SALGADO, MARC			
1			12:41:43.873
2	2:24.886	+1.146	12:44:08.759
3	2:24.738	+0.998	12:46:33.497
4	2:25.979	+2.239	12:48:59.476
5	2:25.048	+1.308	12:51:24.524
6	2:25.794	+2.054	12:53:50.318
7	2:23.740		12:56:14.058
8	2:25.821	+2.081	12:58:39.879
9	2:25.080	+1.340	13:01:04.959

(28) SORIANO MULERO, DANIEL			
1			12:41:45.392
2	2:27.792	+3.126	12:44:13.184
3	2:24.666		12:46:37.850
4	2:28.040	+3.374	12:49:05.890
5	2:26.602	+1.936	12:51:32.492
6	2:26.697	+2.031	12:53:59.189
7	2:25.417	+0.751	12:56:24.606
8	2:27.830	+3.164	12:58:52.436
9	2:26.115	+1.449	13:01:18.551

(22) GIRONA ROCA, ALBERT			
1			12:41:49.294
2	2:24.206	+4.493	12:44:13.500
3	2:52.416	+32.703	12:47:05.916
4	2:19.713		12:49:25.629
5	2:24.434	+4.721	12:51:50.063
6	2:22.169	+2.456	12:54:12.232
7	2:21.767	+2.054	12:56:33.999
8	2:21.515	+1.802	12:58:55.514
9	2:25.599	+5.886	13:01:21.113

(7) VILLARO MARTIN, LLUIS			
1			12:41:50.494
2	2:29.027	+7.082	12:44:19.521
3	2:27.734	+5.789	12:46:47.255
4	2:25.080	+3.135	12:49:12.335
5	2:21.945		12:51:34.280
6	2:27.608	+5.663	12:54:01.888
7	2:21.963	+0.018	12:56:23.851
8	2:22.946	+1.001	12:58:46.797
9	3:20.780	+58.835	13:02:07.577

(29) GOMEZ LOPEZ, SILVER			
1			12:41:42.465
2	2:27.440	+3.726	12:44:09.905
3	3:04.553	+40.839	12:47:14.458
4	2:24.158	+0.444	12:49:38.616
5	2:24.253	+0.539	12:52:02.869
6	2:25.887	+2.173	12:54:28.756
7	2:27.199	+3.485	12:56:55.955
8	2:23.714		12:59:19.669

Jefe de cronometraje Nando Ribé Lic.564450-B

Director de Carrera Rosend Soler



Orbits 4

www.amb-it.com

www.mylaps.com

a: Nando.Crono

RFME Campeonato de España de Motocross

Camp.Catalunya MX 85

Circuito de Olván 1,750 km

1ª Mànegua

22/05/2011 12:25

Carrera (15:00 y 2 Vueltas) started at 12:39:18

Vuelta	mpo de vuelta	Dif. resp. 1°	Hora del día
(27) MOLINA FERNANDEZ, ALBERT			
1			12:41:49.725
2	2:27.779		12:44:17.504
3	2:28.819	+1.040	12:46:46.323
4	2:29.310	+1.531	12:49:15.633
5	2:41.544	+13.765	12:51:57.177
6	2:30.045	+2.266	12:54:27.222
7	2:28.310	+0.531	12:56:55.532
8	2:27.803	+0.024	12:59:23.335

(25) FONTANALS BENAVENT, MARC			
1			12:42:09.393
2	2:29.905	+1.976	12:44:39.298
3	2:28.425	+0.496	12:47:07.723
4	2:27.929		12:49:35.652
5	2:30.345	+2.416	12:52:05.997
6	2:28.001	+0.072	12:54:33.998
7	2:29.918	+1.989	12:57:03.916
8	2:30.039	+2.110	12:59:33.955

(40) SANCHEZ PIÑA, SERGIO			
1			12:41:52.415
2	2:31.124	+0.289	12:44:23.539
3	2:32.092	+1.257	12:46:55.631
4	2:31.173	+0.338	12:49:26.804
5	2:35.040	+4.205	12:52:01.844
6	2:34.781	+3.946	12:54:36.625
7	2:34.866	+4.031	12:57:11.491
8	2:30.835		12:59:42.326

(71) AGUILAR COROMINAS, JOAN			
1			12:41:52.857
2	2:24.388	+2.125	12:44:17.245
3	2:22.263		12:46:39.508
4	2:22.825	+0.562	12:49:02.333
5	2:26.201	+3.938	12:51:28.534
6	3:04.364	+42.101	12:54:32.898
7	2:45.337	+23.074	12:57:18.235
8	2:47.614	+25.351	13:00:05.849

(14) ROSO GARCIA, GONZALO D.			
1			12:42:02.922
2	2:41.621	+4.767	12:44:44.543
3	2:38.831	+1.977	12:47:23.374
4	2:36.854		12:50:00.228
5	2:37.949	+1.095	12:52:38.177
6	2:41.151	+4.297	12:55:19.328
7	2:38.790	+1.936	12:57:58.118
8	2:41.328	+4.474	13:00:39.446

(31) TORRA CATAFAL, MIQUEL			
1			12:42:05.851
2	2:28.602		12:44:34.453
3	3:13.592	+44.990	12:47:48.045
4	2:31.541	+2.939	12:50:19.586
5	2:35.122	+6.520	12:52:54.708
6	2:39.444	+10.842	12:55:34.152
7	2:36.307	+7.705	12:58:10.459
8	2:35.240	+6.638	13:00:45.699

(34) GOMEZ SABATE, JOAN			
1			12:42:01.975
2	2:44.946	+0.789	12:44:46.921
3	2:44.157		12:47:31.078
4	2:44.166	+0.009	12:50:15.244
5	2:48.400	+4.243	12:53:03.644

6	2:48.847	+4.690	12:55:52.491
7	2:47.440	+3.283	12:58:39.931
8	2:49.430	+5.273	13:01:29.361

(78) ROSO GARCIA, LEONARDO S.			
1			12:42:07.711
2	2:47.562	+5.510	12:44:55.273
3	2:42.052		12:47:37.325
4	2:42.225	+0.173	12:50:19.550
5	2:48.317	+6.265	12:53:07.867
6	2:49.551	+7.499	12:55:57.418
7	2:46.375	+4.323	12:58:43.793
8	2:49.198	+7.146	13:01:32.991

(76) ROSELL ROMERO, JOAN DAVID			
1			12:42:08.435
2	2:48.296	+6.509	12:44:56.731
3	2:41.787		12:47:38.518
4	2:55.788	+14.001	12:50:34.306
5	2:49.815	+8.028	12:53:24.121
6	2:51.186	+9.399	12:56:15.307
7	2:47.058	+5.271	12:59:02.365
8	2:44.389	+2.602	13:01:46.754

(77) PEREZ MUNS, ALBERT			
1			12:43:07.792
2	2:55.649	+2.838	12:46:03.441
3	3:01.236	+8.425	12:49:04.677
4	2:53.182	+0.371	12:51:57.859
5	2:53.951	+1.140	12:54:51.810
6	2:54.277	+1.466	12:57:46.087
7	2:52.811		13:00:38.898

(30) VENDRELL PALACIOS, POL			
1			12:42:40.643
2	3:20.995	+8.676	12:46:01.638
3	3:15.050	+2.731	12:49:16.688
4	3:12.319		12:52:29.007
5	3:33.024	+20.705	12:56:02.031
6	3:13.627	+1.308	12:59:15.658

(50) VARGAS CHAGLIA, JAVIER			
1			12:41:41.268
2	2:24.234	+2.923	12:44:05.502
3	2:22.113	+0.802	12:46:27.615
4	2:29.565	+8.254	12:48:57.180
5	2:21.311		12:51:18.491
6	5:10.566	+2:49.255	12:56:29.057

(4) PRATS MASSO, POL			
1			12:41:33.023
2	2:21.911		12:43:54.934
3	2:22.550	+0.639	12:46:17.484
4	2:24.621	+2.710	12:48:42.105
5	2:23.250	+1.339	12:51:05.355

(67) MESTRE DURO, MARC			
1			12:41:31.526
2	2:20.811		12:43:52.337
3	2:22.059	+1.248	12:46:14.396
4	2:30.087	+9.276	12:48:44.483

(48) TELL SANCHEZ, DANIEL			
1			12:41:48.199
2	2:27.956		12:44:16.155
3	2:28.367	+0.411	12:46:44.522



RFME Campeonato de España de Motocross

Clasificado por vueltas

Camp.Catalunya MX 85

Circuito de Olván 1,750 km

2ª Mànegua

22/05/2011 14:40

Carrera (15:00 y 2 Vueltas) started at 14:46:06

Pos.	Nº	Nombre	Club	Moto	Vueltas	Total Tº	Dif. resp. 1º	Mejor Tm	Vuelta	Clase
1	24	UBACH SALA, SIMEO	Mc B.Bergueda		9	20:22.485		2:14.809	7	MX85 CAD
2	63	MARTINEZ , DORIAN	Pm Figueres	KTM	9	20:35.297	12.812	2:16.062	5	MX85 CAD
3	98	OLIVA HERMS, ORIOL	Mc Lluçanes	SUZUKI	9	20:38.378	15.893	2:15.756	3	MX85 CAD
4	38	FRANCISCO MONTLLERO, ENRIC	Mc Segre	KTM	9	20:48.549	26.064	2:16.033	2	MX85 JUV
5	32	SALA SEGURA, JORDI	Mc Igualada	KTM	9	20:56.298	33.813	2:17.477	5	MX85 JUV
6	5	RUIZ ARQUEROS, JOAQUIM	Mc B.Roses	SUZUKI	9	21:03.240	40.755	2:15.921	2	MX85 CAD
7	12	CASAS CERVERA, ORIOL	Mc Segre	SUZUKI	9	21:09.309	46.824	2:18.007	5	MX85 JUV
8	11	CORTES PICARZO, BERNAT	Mc Segre	KTM	9	21:23.583	1:01.098	2:19.164	8	MX85 JUV
9	15	PERALES BOGUÑA, ANGEL	CE Pm Vilassar Dalt	KTM	9	21:38.251	1:15.766	2:21.280	5	MX85 JUV
10	50	VARGAS CHAGLIA, JAVIER	Amc Martorelles	KAWASAKI	9	22:02.359	1:39.874	2:22.942	9	MX85 JUV
11	71	AGUILAR COROMINAS, JOAN	Mc St.Hilari	KTM	9	22:13.186	1:50.701	2:25.372	4	MX85 JUV
12	29	GOMEZ LOPEZ, SILVER	Gicom Sportmotor	SUZUKI	9	22:28.933	2:06.448	2:27.358	8	MX85 JUV
13	45	MIRAVALL GROS, JOEL	Mc Segre	YAMAHA	9	22:33.766	2:11.281	2:22.682	5	MX85 JUV
14	35	MARTINEZ SALGADO, MARC	Mc. Tres Turons	KAWASAKI	9	22:36.126	2:13.641	2:25.656	6	MX85 JUV
15	31	TORRA CATAFAL, MIQUEL	Mc Segre	KTM	8	20:22.138	1 Vuelta	2:31.107	3	MX85 JUV
16	67	MESTRE DURO, MARC	Mc Segre	KAWASAKI	8	20:25.169	1 Vuelta	2:29.025	8	MX85 CAD
17	27	MOLINA FERNANDEZ, ALBERT	Em Castellbisbal	KAWASAKI	8	20:25.631	1 Vuelta	2:29.236	8	MX85 CAD
18	25	FONTANALS BENAVENT, MARC	Mc Cubelles	KAWASAKI	8	20:27.562	1 Vuelta	2:28.951	5	MX85 JUV
19	48	TELL SANCHEZ, DANIEL	Mc Segre	KAWASAKI	8	20:33.311	1 Vuelta	2:30.529	3	MX85 JUV
20	7	VILLARO MARTIN, LLUIS	Mc Solsonès	KTM	8	20:42.650	1 Vuelta	2:30.780	3	MX85 JUV
21	28	SORIANO MULERO, DANIEL	Mc. Tres Turons	KAWASAKI	8	20:46.836	1 Vuelta	2:27.260	4	MX85 JUV
22	40	SANCHEZ PIÑA, SERGIO	Esc. Martorelles	KTM	8	21:18.012	1 Vuelta	2:34.831	3	MX85 JUV
23	14	ROSO GARCIA, GONZALO D.	Mc St.Celoni	KTM	8	21:56.810	1 Vuelta	2:39.982	3	MX85 CAD
24	76	ROSELL ROMERO, JOAN DAVID	Mc. Tres Turons	YAMAHA	8	22:20.606	1 Vuelta	2:40.823	3	MX85 JUV
25	78	ROSO GARCIA, LEONARDO S.	Mc St.Celoni	KTM	8	23:00.401	1 Vuelta	2:45.060	3	MX85 CAD
26	34	GOMEZ SABATE, JOAN	Mc Segre	MORIWAKI	7	20:33.379	2 Vueltas	2:45.195	3	MX85 JUV
27	77	PEREZ MUNS, ALBERT	Mc B.Bergueda	YAMAHA	7	21:16.931	2 Vueltas	2:50.943	2	MX85 JUV
28	97	SANCHEZ BARRERO, MARC	Amc Martorelles	KAWASAKI	7	21:52.779	2 Vueltas	3:01.112	7	MX85 CAD
29	30	VENDRELL PALACIOS, POL	Mc Segre	KTM	6	21:50.418	3 Vueltas	3:03.590	2	MX85 CAD
No clasificado ()										
NT	51	OLIVER VILAR, ROGER	Esc.Cop de Gas	SUZUKI	8	18:42.138	NT	2:17.888	2	MX85 JUV
NT	84	SANCHEZ GARCIA, ARNAU	Mc. Tres Turons	COUGAR RED :	8	18:42.238	NT	2:17.164	8	MX85 JUV
NT	99	CIRUELO GOMEZ, SERGIO	Drinkingas	KAWASAKI	4	9:40.467	NT	2:23.600	3	MX85 CAD
NE	4	PRATS MASSO, POL	Drinkingas	SUZUKI			NE		0	MX85 CAD
NE	90	IDIAQUEZ SAN PEDRO, JON	Txusko Mc	YAMAHA			NE		0	MX85 CAD
NE	22	GIRONA ROCA, ALBERT	Mc Segre	KTM			NE		0	MX85 JUV

Márgen de victoria	Velocidad media	Mejor tº de vuelta	Mejor Vel.	Mejor vuelta para
12.812	46,381	2:14.809	46,733	24 - UBACH SALA, SIMEO

Jefe de cronometraje Nando Ribé Lic.564450-B

Orbits 4

Director de Carrera Rosend Soler

www.amb-it.com



www.mylaps.com

Nando.Crono

Impresos: 22/05/2011 15:19:19



RFME Campeonato de España de Motocross

Vuelta a vuelta

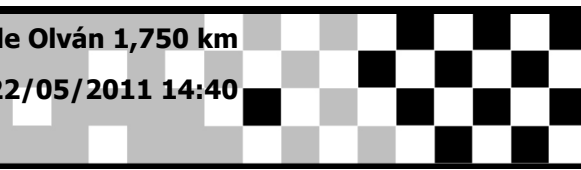
Camp.Catalunya MX 85

Circuito de Olván 1,750 km

2ª Mànega

22/05/2011 14:40

Carrera (15:00 y 2 Vueltas) started at 14:46:06



Competidores	Vueltas								
	1	2	3	4	5	6	7	8	9
UBACH SALA, SIMEO (24)	1	24	24	24	24	24	24	24	24
SALA SEGURA, JORDI (32)	2	32	38	63	63	63	63	63	63
FRANCISCO MONTLLEO, ENRIC (38)	3	38	63	98	98	98	98	98	98
MARTINEZ , DORIAN (63)	4	63	32	38	38	38	38	38	38
OLIVA HERMS, ORIOL (98)	5	98	98	32	32	32	32	32	32
AGUILAR COROMINAS, JOAN (71)	6	71	5	5	5	5	5	5	5
RUIZ ARQUEROS, JOAQUIM (5)	7	5	51	51	51	51	51	51	12
VARGAS CHAGLIA, JAVIER (50)	8	50	50	12	84	84	84	84	11
OLIVER VILAR, ROGER (51)	9	51	12	84	12	12	12	12	15
CIRUELO GOMEZ, SERGIO (99)	10	99	99	50	99	11	11	11	50
CASAS CERVERA, ORIOL (12)	11	12	84	99	11	15	15	15	71
SANCHEZ GARCIA, ARNAU (84)	12	84	71	11	15	45	45	45	29
TORRA CATAFAL, MIQUEL (31)	13	31	11	15	45	50	50	50	45
CORTES PICARZO, BERNAT (11)	14	11	15	45	50	71	71	71	35
PERALES BOGUÑA, ANGEL (15)	15	15	45	71	71	29	29	29	29
GOMEZ LOPEZ, SILVER (29)	16	29	31	31	29	35	35	35	35
MIRAVALL GROS, JOEL (45)	17	45	29	29	31	31	31	31	31
MESTRE DURO, MARC (67)	18	67	67	67	35	67	25	25	67
MOLINA FERNANDEZ, ALBERT (27)	19	27	27	35	67	27	67	67	27
MARTINEZ SALGADO, MARC (35)	20	35	35	27	7	25	27	27	25
VILLARO MARTIN, LLUIS (7)	21	7	7	7	27	48	48	48	48
TELL SANCHEZ, DANIEL (48)	22	48	48	48	25	28	7	7	7
FONTANALS BENAVENT, MARC (25)	23	25	25	25	48	7	28	28	28
PEREZ MUNS, ALBERT (77)	24	77	28	28	28	40	40	40	40
ROSO GARCIA, GONZALO D. (14)	25	14	40	40	40	14	14	14	14
ROSELL ROMERO, JOAN DAVID (76)	26	76	14	14	14	76	76	76	76
SANCHEZ PIÑA, SERGIO (40)	27	40	76	76	76	78	78	78	78
SORIANO MULERO, DANIEL (28)	28	28	77	34	34	34	34	34	34
GOMEZ SABATE, JOAN (34)	29	34	34	78	78	77	77	77	77
ROSO GARCIA, LEONARDO S. (78)	30	78	78	77	77	97	97	97	97
SANCHEZ BARRERO, MARC (97)	31	97	30	97	97	30	30	30	30
VENDRELL PALACIOS, POL (30)	32	30	97	30	30				
-	33								
-	34								
-	35								

Jefe de cronometraje Nando Ribé Lic.564450-B

Orbits 4

Director de Carrera Rosend Soler

www.amb-it.com



www.mylaps.com

a: Nando.Crono

Impresos: 22/05/2011 15:20:17

RFME Campeonato de España de Motocross

Camp.Catalunya MX 85

Circuito de OLVÁN 1,750 km

2ª Mònega

22/05/2011 14:40

Carrera (15:00 y 2 Vueltas) started at 14:46:06

Vuelta	Tempo de vuelta	Dif. resp. 1°	Hora del día
(24) UBACH SALA, SIMEO			
1			14:48:22.187
2	2:15.621	+0.812	14:50:37.808
3	2:15.126	+0.317	14:52:52.934
4	2:16.102	+1.293	14:55:09.036
5	2:15.772	+0.963	14:57:24.808
6	2:15.424	+0.615	14:59:40.232
7	2:14.809		15:01:55.041
8	2:15.580	+0.771	15:04:10.621
9	2:18.373	+3.564	15:06:28.994

Vuelta	Tempo de vuelta	Dif. resp. 1°	Hora del día
(63) MARTINEZ, DORIAN			
1			14:48:26.703
2	2:16.230	+0.168	14:50:42.933
3	2:16.448	+0.386	14:52:59.381
4	2:16.514	+0.452	14:55:15.895
5	2:16.062		14:57:31.957
6	2:16.094	+0.032	14:59:48.051
7	2:16.445	+0.383	15:02:04.496
8	2:18.506	+2.444	15:04:23.002
9	2:18.804	+2.742	15:06:41.806

Vuelta	Tempo de vuelta	Dif. resp. 1°	Hora del día
(98) OLIVA HERMS, ORIOL			
1			14:48:28.041
2	2:17.751	+1.995	14:50:45.792
3	2:15.756		14:53:01.548
4	2:15.858	+0.102	14:55:17.406
5	2:15.908	+0.152	14:57:33.314
6	2:15.927	+0.171	14:59:49.241
7	2:17.839	+2.083	15:02:07.080
8	2:18.256	+2.500	15:04:25.336
9	2:19.551	+3.795	15:06:44.887

Vuelta	Tempo de vuelta	Dif. resp. 1°	Hora del día
(38) FRANCISCO MONTLLAO, ENRIC			
1			14:48:25.265
2	2:16.033		14:50:41.298
3	2:20.875	+4.842	14:53:02.173
4	2:18.261	+2.228	14:55:20.434
5	2:16.547	+0.514	14:57:36.981
6	2:17.828	+1.795	14:59:54.809
7	2:18.831	+2.798	15:02:13.640
8	2:18.787	+2.754	15:04:32.427
9	2:22.631	+6.598	15:06:55.058

Vuelta	Tempo de vuelta	Dif. resp. 1°	Hora del día
(32) SALA SEGURA, JORDI			
1			14:48:24.531
2	2:20.023	+2.546	14:50:44.554
3	2:18.907	+1.430	14:53:03.461
4	2:19.122	+1.645	14:55:22.583
5	2:17.477		14:57:40.060
6	2:19.323	+1.846	14:59:59.383
7	2:18.690	+1.213	15:02:18.073
8	2:21.140	+3.663	15:04:39.213
9	2:23.594	+6.117	15:07:02.807

Vuelta	Tempo de vuelta	Dif. resp. 1°	Hora del día
(5) RUIZ ARQUEROS, JOAQUIM			
1			14:48:31.400
2	2:15.921		14:50:47.321
3	2:16.867	+0.946	14:53:04.188
4	2:19.170	+3.249	14:55:23.358
5	2:17.934	+2.013	14:57:41.292
6	2:23.092	+7.171	15:00:04.384
7	2:20.158	+4.237	15:02:24.542
8	2:21.876	+5.955	15:04:46.418
9	2:23.331	+7.410	15:07:09.749

Vuelta	Tempo de vuelta	Dif. resp. 1°	Hora del día
(12) CASAS CERVERA, ORIOL			
1			14:48:36.318
2	2:21.255	+3.248	14:50:57.573
3	2:20.209	+2.202	14:53:17.782
4	2:19.687	+1.680	14:55:37.469
5	2:18.007		14:57:55.476
6	2:19.038	+1.031	15:00:14.514
7	2:18.801	+0.794	15:02:33.315
8	2:18.908	+0.901	15:04:52.223
9	2:23.595	+5.588	15:07:15.818

Vuelta	Tempo de vuelta	Dif. resp. 1°	Hora del día
(11) CORTES PICARZO, BERNAT			
1			14:48:41.887
2	2:22.491	+3.327	14:51:04.378
3	2:19.334	+0.170	14:53:23.712
4	2:23.906	+4.742	14:55:47.618
5	2:19.686	+0.522	14:58:07.304
6	2:19.602	+0.438	15:00:26.906
7	2:21.510	+2.346	15:02:48.416
8	2:19.164		15:05:07.580
9	2:22.512	+3.348	15:07:30.092

Vuelta	Tempo de vuelta	Dif. resp. 1°	Hora del día
(15) PERALES BOGUÑA, ANGEL			
1			14:48:43.824
2	2:23.100	+1.820	14:51:06.924
3	2:21.925	+0.645	14:53:28.849
4	2:21.929	+0.649	14:55:50.778
5	2:21.280		14:58:12.058
6	2:22.839	+1.559	15:00:34.897
7	2:21.591	+0.311	15:02:56.488
8	2:22.546	+1.266	15:05:19.034
9	2:25.726	+4.446	15:07:44.760

Vuelta	Tempo de vuelta	Dif. resp. 1°	Hora del día
(50) VARGAS CHAGLIA, JAVIER			
1			14:48:33.218
2	2:24.036	+1.094	14:50:57.254
3	2:24.519	+1.577	14:53:21.773
4	2:38.013	+15.071	14:55:59.786
5	2:29.479	+6.537	14:58:29.265
6	2:24.308	+1.366	15:00:53.573
7	2:26.999	+4.057	15:03:20.572
8	2:25.354	+2.412	15:05:45.926
9	2:22.942		15:08:08.868

Vuelta	Tempo de vuelta	Dif. resp. 1°	Hora del día
(71) AGUILAR COROMINAS, JOAN			
1			14:48:30.871
2	2:31.027	+5.655	14:51:01.898
3	2:39.614	+14.242	14:53:41.512
4	2:25.372		14:56:06.884
5	2:26.901	+1.529	14:58:33.785
6	2:25.527	+0.155	15:00:59.312
7	2:25.439	+0.067	15:03:24.751
8	2:26.211	+0.839	15:05:50.962
9	2:28.733	+3.361	15:08:19.695

Vuelta	Tempo de vuelta	Dif. resp. 1°	Hora del día
(29) GOMEZ LOPEZ, SILVER			
1			14:48:45.270
2	2:29.811	+2.453	14:51:15.081
3	2:29.199	+1.841	14:53:44.280
4	2:27.562	+0.204	14:56:11.842
5	2:27.687	+0.329	14:58:39.529
6	2:28.706	+1.348	15:01:08.235
7	2:30.166	+2.808	15:03:38.401
8	2:27.358		15:06:05.759
9	2:29.683	+2.325	15:08:35.442

Vuelta	Tempo de vuelta	Dif. resp. 1°	Hora del día
(45) MIRAVALL GROS, JOEL			
1			14:48:45.695
2	2:24.244	+1.562	14:51:09.939
3	2:22.776	+0.094	14:53:32.715
4	2:22.995	+0.313	14:55:55.710
5	2:22.682		14:58:18.392
6	2:23.206	+0.524	15:00:41.598
7	2:27.057	+4.375	15:03:08.655
8	2:40.644	+17.962	15:05:49.299
9	2:50.976	+28.294	15:08:40.275

Vuelta	Tempo de vuelta	Dif. resp. 1°	Hora del día
(35) MARTINEZ SALGADO, MARC			
1			14:48:49.065
2	2:30.790	+5.134	14:51:19.855
3	2:30.732	+5.076	14:53:50.587
4	2:25.700	+0.044	14:56:16.287
5	2:28.369	+2.713	14:58:44.656
6	2:25.656		15:01:10.312
7	2:30.204	+4.548	15:03:40.516
8	2:30.256	+4.600	15:06:10.772
9	2:31.863	+6.207	15:08:42.635

Vuelta	Tempo de vuelta	Dif. resp. 1°	Hora del día
(31) TORRA CATAFAL, MIQUEL			
1			14:48:39.835
2	2:31.692	+0.585	14:51:11.527
3	2:31.107		14:53:42.634
4	2:32.397	+1.290	14:56:15.031
5	2:33.441	+2.334	14:58:48.472
6	2:32.548	+1.441	15:01:21.020
7	2:33.815	+2.708	15:03:54.835
8	2:33.812	+2.705	15:06:28.647

Vuelta	Tempo de vuelta	Dif. resp. 1°	Hora del día
(67) MESTRE DURO, MARC			
1			14:48:47.704
2	2:30.736	+1.711	14:51:18.440
3	2:31.537	+2.512	14:53:49.977
4	2:32.255	+3.230	14:56:22.232
5	2:29.942	+0.917	14:58:52.174
6	2:39.095	+10.070	15:01:31.269
7	2:31.384	+2.359	15:04:02.653
8	2:29.025		15:06:31.678

Vuelta	Tempo de vuelta	Dif. resp. 1°	Hora del día
(27) MOLINA FERNANDEZ, ALBERT			
1			14:48:48.285
2	2:30.775	+1.539	14:51:19.060
3	2:31.893	+2.657	14:53:50.953
4	2:32.247	+3.011	14:56:23.200
5	2:29.431	+0.195	14:58:52.631
6	2:39.842	+10.606	15:01:32.473
7	2:30.431	+1.195	15:04:02.904
8	2:29.236		15:06:32.140

Vuelta	Tempo de vuelta	Dif. resp. 1°	Hora del día
(25) FONTANALS BENAVENT, MARC			
1			14:48:53.142
2	2:31.449	+2.498	14:51:24.591
3	2:31.262	+2.311	14:53:55.853
4	2:31.257	+2.306	14:56:27.110
5	2:28.951		14:58:56.061
6	2:29.469	+0.518	15:01:25.530
7	2:32.540	+3.589	15:03:58.070
8	2:36.001	+7.050	15:06:34.071

Vuelta	Tempo de vuelta	Dif. resp. 1°	Hora del día
(48) TELL SANCHEZ, DANIEL			
1			14:48:52.076
2	2:32.031	+1.502	14:51:24.107

Jefe de cronometraje **Nando Ribé Lic.564450-B** Orbits 4

Director de Carrera **Rosend Soler** www.amb-it.com

www.mylaps.com

RFME Campeonato de España de Motocross

Camp.Catalunya MX 85

Circuito de Olván 1,750 km

2ª Mànegua

22/05/2011 14:40

Carrera (15:00 y 2 Vueltas) started at 14:46:06

Vuelta	Tempo de vuelta	Dif. resp. 1°	Hora del día
3	2:30.529		14:53:54.636
4	2:33.765	+3.236	14:56:28.401
5	2:30.677	+0.148	14:58:59.078
6	2:34.412	+3.883	15:01:33.490
7	2:32.987	+2.458	15:04:06.477
8	2:33.343	+2.814	15:06:39.820

(7) VILLARO MARTIN, LLUIS

Vuelta	Tempo de vuelta	Dif. resp. 1°	Hora del día
1			14:48:50.277
2	2:31.109	+0.329	14:51:21.386
3	2:30.780		14:53:52.166
4	2:30.798	+0.018	14:56:22.964
5	2:47.373	+16.593	14:59:10.337
6	2:34.268	+3.488	15:01:44.605
7	2:31.616	+0.836	15:04:16.221
8	2:32.938	+2.158	15:06:49.159

(28) SORIANO MULERO, DANIEL

Vuelta	Tempo de vuelta	Dif. resp. 1°	Hora del día
1			14:49:08.986
2	2:32.275	+5.015	14:51:41.261
3	2:27.988	+0.728	14:54:09.249
4	2:27.260		14:56:36.509
5	2:28.381	+1.121	14:59:04.890
6	2:46.599	+19.339	15:01:51.489
7	2:31.014	+3.754	15:04:22.503
8	2:30.842	+3.582	15:06:53.345

(40) SANCHEZ PIÑA, SERGIO

Vuelta	Tempo de vuelta	Dif. resp. 1°	Hora del día
1			14:49:05.118
2	2:38.333	+3.502	14:51:43.451
3	2:34.831		14:54:18.282
4	2:35.806	+0.975	14:56:54.088
5	2:35.239	+0.408	14:59:29.327
6	2:37.890	+3.059	15:02:07.217
7	2:37.860	+3.029	15:04:45.077
8	2:39.444	+4.613	15:07:24.521

(14) ROSO GARCIA, GONZALO D.

Vuelta	Tempo de vuelta	Dif. resp. 1°	Hora del día
1			14:49:03.710
2	2:41.093	+1.111	14:51:44.803
3	2:39.982		14:54:24.785
4	2:43.090	+3.108	14:57:07.875
5	2:44.843	+4.861	14:59:52.718
6	2:43.780	+3.798	15:02:36.498
7	2:43.993	+4.011	15:05:20.491
8	2:42.828	+2.846	15:08:03.319

(76) ROSELL ROMERO, JOAN DAVID

Vuelta	Tempo de vuelta	Dif. resp. 1°	Hora del día
1			14:49:04.473
2	2:46.037	+5.214	14:51:50.510
3	2:40.823		14:54:31.333
4	2:41.449	+0.626	14:57:12.782
5	2:53.868	+13.045	15:00:06.650
6	2:49.025	+8.202	15:02:55.675
7	2:44.249	+3.426	15:05:39.924
8	2:47.191	+6.368	15:08:27.115

(78) ROSO GARCIA, LEONARDO S.

Vuelta	Tempo de vuelta	Dif. resp. 1°	Hora del día
1			14:49:11.654
2	2:46.789	+1.729	14:51:58.443
3	2:45.060		14:54:43.503
4	2:46.426	+1.366	14:57:29.929
5	2:55.752	+10.692	15:00:25.681
6	2:54.478	+9.418	15:03:20.159
7	2:53.055	+7.995	15:06:13.214
8	2:53.696	+8.636	15:09:06.910

Vuelta	Tempo de vuelta	Dif. resp. 1°	Hora del día
(34) GOMEZ SABATE, JOAN			
1			14:49:10.794
2	2:46.932	+1.737	14:51:57.726
3	2:45.195		14:54:42.921
4	2:45.812	+0.617	14:57:28.733
5	3:27.197	+42.002	15:00:55.930
6	2:50.062	+4.867	15:03:45.992
7	2:53.896	+8.701	15:06:39.888

(77) PEREZ MUNS, ALBERT

Vuelta	Tempo de vuelta	Dif. resp. 1°	Hora del día
1			14:49:02.858
2	2:50.943		14:51:53.801
3	3:00.036	+9.093	14:54:53.837
4	3:04.170	+13.227	14:57:58.007
5	3:09.044	+18.101	15:01:07.051
6	3:11.576	+20.633	15:04:18.627
7	3:04.813	+13.870	15:07:23.440

(97) SANCHEZ BARRERO, MARC

Vuelta	Tempo de vuelta	Dif. resp. 1°	Hora del día
1			14:49:18.309
2	3:09.536	+8.424	14:52:27.845
3	3:08.840	+7.728	14:55:36.685
4	3:08.369	+7.257	14:58:45.054
5	3:05.187	+4.075	15:01:50.241
6	3:07.935	+6.823	15:04:58.176
7	3:01.112		15:07:59.288

(30) VENDRELL PALACIOS, POL

Vuelta	Tempo de vuelta	Dif. resp. 1°	Hora del día
1			14:49:20.766
2	3:03.590		14:52:24.356
3	4:37.514	+1:33.924	14:57:01.870
4	3:23.312	+19.722	15:00:25.182
5	3:25.267	+21.677	15:03:50.449
6	4:06.478	+1:02.888	15:07:56.927

(51) OLIVER VILAR, ROGER

Vuelta	Tempo de vuelta	Dif. resp. 1°	Hora del día
1			14:48:34.596
2	2:17.888		14:50:52.484
3	2:17.902	+0.014	14:53:10.386
4	2:19.727	+1.839	14:55:30.113
5	2:19.267	+1.379	14:57:49.380
6	2:21.613	+3.725	15:00:10.993
7	2:19.249	+1.361	15:02:30.242
8	2:18.405	+0.517	15:04:48.647

(84) SANCHEZ GARCIA, ARNAU

Vuelta	Tempo de vuelta	Dif. resp. 1°	Hora del día
1			14:48:37.016
2	2:23.065	+5.901	14:51:00.081
3	2:18.720	+1.556	14:53:18.801
4	2:17.189	+0.025	14:55:35.990
5	2:18.247	+1.083	14:57:54.237
6	2:18.312	+1.148	15:00:12.549
7	2:19.034	+1.870	15:02:31.583
8	2:17.164		15:04:48.747

(99) CIRUELO GOMEZ, SERGIO

Vuelta	Tempo de vuelta	Dif. resp. 1°	Hora del día
1			14:48:34.726
2	2:24.214	+0.614	14:50:58.940
3	2:23.600		14:53:22.540
4	2:24.436	+0.836	14:55:46.976

Jefe de cronometraje Nando Ribé Lic.564450-B

Orbits 4

Director de Carrera Rosend Soler

www.amb-it.com



www.mylaps.com

a: Nando.Crono




RFME Campeonato de España de Motocross

Camp.Catalunya MX 85

Circuito de Olván 1,750 km

FINAL



Pos.	Nº	Nombre	Club	Total puntos R1.	R2.	Vueltas	Total Tº Moto
MX85 CAD							
1	24	UBACH SALA, SIMEO	Mc B.Bergueda	100	50	50	18 40:15.417
2	63	MARTINEZ , DORIAN	Pm Figueres	88	44	44	18 40:40.897 KTM
3	98	OLIVA HERMS, ORIOL	Mc Lluçanes	78	38	40	18 41:11.555 SUZUKI
4	5	RUIZ ARQUEROS, JOAQUIM	Mc B.Roses	78	40	38	18 41:28.003 SUZUKI
5	27	MOLINA FERNANDEZ, ALBERT	Em Castellbisbal	68	34	34	16 40:29.975 KAWASAKI
6	14	ROSO GARCIA, GONZALO D.	Mc St.Celoni	64	32	32	16 43:17.265 KTM
7	78	ROSO GARCIA, LEONARDO S.	Mc St.Celoni	60	30	30	16 45:14.401 KTM
8	30	VENDRELL PALACIOS, POL	Mc Segre	54	28	26	12 41:47.085 KTM
9	67	MESTRE DURO, MARC	Mc Segre	36	0	36	12 29:50.661 KAWASAKI
10	99	CIRUELO GOMEZ, SERGIO	Drinkingas	36	36	0	13 31:24.576 KAWASAKI
11	97	SANCHEZ BARRERO, MARC	Amc Martorelles	28	0	28	10 31:45.269 KAWASAKI

MX85 JUV							
1	38	FRANCISCO MONTLLEO, ENRIC	Mc Segre	100	50	50	18 41:04.398 KTM
2	32	SALA SEGURA, JORDI	Mc Igualada	88	44	44	18 41:21.235 KTM
3	15	PERALES BOGUÑA, ANGEL	CE Pm Vilassar Dalt	76	40	36	18 42:09.429 KTM
4	11	CORTES PICARZO, BERNAT	Mc Segre	76	38	38	18 41:56.181 KTM
5	12	CASAS CERVERA, ORIOL	Mc Segre	74	34	40	18 42:13.994 SUZUKI
6	45	MIRAVALL GROS, JOEL	Mc Segre	58	30	28	18 44:01.623 YAMAHA
7	35	MARTINEZ SALGADO, MARC	Mc. Tres Turons	54	28	26	18 44:22.094 KAWASAKI
8	29	GOMEZ LOPEZ, SILVER	Gicom Sportmotor	53	23	30	17 42:29.611 SUZUKI
9	71	AGUILAR COROMINAS, JOAN	Mc St.Hilari	52	20	32	17 43:00.044 KTM
10	28	SORIANO MULERO, DANIEL	Mc. Tres Turons	47	26	21	17 42:46.396 KAWASAKI
11	25	FONTANALS BENAVENT, MARC	Mc Cubelles	46	22	24	16 40:42.526 KAWASAKI
12	7	VILLARO MARTIN, LLUIS	Mc Solsonès	46	24	22	17 43:31.236 KTM
13	31	TORRA CATAFAL, MIQUEL	Mc Segre	44	19	25	16 41:48.846 KTM
14	40	SANCHEZ PIÑA, SERGIO	Esc. Martorelles	41	21	20	16 41:41.347 KTM
15	84	SANCHEZ GARCIA, ARNAU	Mc. Tres Turons	36	36	0	17 39:30.546 COUGAR RED XX11
16	76	ROSELL ROMERO, JOAN DAVID	Mc. Tres Turons	36	17	19	16 44:48.369 YAMAHA
17	34	GOMEZ SABATE, JOAN	Mc Segre	36	18	18	15 42:43.749 MORIWAKI
18	50	VARGAS CHAGLIA, JAVIER	Amc Martorelles	34	0	34	15 39:12.425 KAWASAKI
19	77	PEREZ MUNS, ALBERT	Mc B.Bergueda	33	16	17	14 42:36.838 YAMAHA
20	51	OLIVER VILAR, ROGER	Esc.Cop de Gas	32	32	0	17 39:53.776 SUZUKI
21	22	GIRONA ROCA, ALBERT	Mc Segre	25	25	0	9 22:02.122 KTM
22	48	TELL SANCHEZ, DANIEL	Mc Segre	23	0	23	12 30:27.462 KAWASAKI

Jefe de cronometraje Nando Ribé Lic.564450-B

Orbits 4

Director de Carrera Rosend Soler

www.amb-it.com



www.mylaps.com

a: Nando.Crono