

**SUPERMOTARD OSONA**

**Clasificado por mejor tiempo de vuelta**

SM PROMO

CIRCUIT D' OSONA 1,200 km

ENTRENOS CRONO 1

14/11/2010 09:30

Clasificación (10:00 Tiempo) iniciado a 9:30:05

Pos.	Nº	Nombre	Clase	Mejor Tm	2º Mejor	Dif. resp. 1º	Vueltas	Total Tº
1	37	JAVIER PINEDO BLAZQUEZ	Promo 100	1:23.765	1:24.719		5	10:07.324
2	47	DAVID NAVARRO SAINZ	Promo 85	1:30.890	1:31.321	7.125	6	11:06.082
3	20	JOAN MARTINEZ POVEA	Promo 100	1:32.754	1:33.515	8.989	6	11:19.509
4	55	IGNACIO ESCARPENTER GARCIA	Promo 85	1:37.769	1:38.130	14.004	5	10:43.628
5	26	MIGUEL PARRA MARTINEZ	Promo 65	1:38.763	1:39.478	14.998	5	10:14.210
6	17	ANDREAS PEREZ MANRESA	Promo 65	1:42.939	1:44.719	19.174	3	11:32.821
7	34	XAVIER ARTIGAS LOPEZ	Promo 65	1:43.057	1:43.738	19.292	5	10:44.415
8	147	FERRAN HERNANDEZ MOYANO	Promo 65	1:45.991	1:49.296	22.226	3	10:48.437
9	16	XAVIER MAZA GARCIA	Promo 85	1:46.595	1:49.066	22.830	5	11:37.659

**SUPERMOTARD OSONA**
**Clasificado por mejor tiempo de vuelta**

SM PROMO

CIRCUIT D' OSONA 1,200 km

ENTRENOS CRONO 1

14/11/2010 09:30

Clasificación (10:00 Tiempo) iniciado a 9:30:05

Pos.	Nº	Nombre	Clase	Mejor Tm	2º Mejor	Dif. resp. 1º	Vueltas	Total Tº
Promo 100								
1	37	JAVIER PINEDO BLAZQUEZ	Promo 100	1:23.765	1:24.719		5	10:07.324
2	20	JOAN MARTINEZ POVEA	Promo 100	1:32.754	1:33.515	8.989	6	11:19.509
Promo 65								
1	26	MIGUEL PARRA MARTINEZ	Promo 65	1:38.763	1:39.478		5	10:14.210
2	17	ANDREAS PEREZ MANRESA	Promo 65	1:42.939	1:44.719	4.176	3	11:32.821
3	34	XAVIER ARTIGAS LOPEZ	Promo 65	1:43.057	1:43.738	4.294	5	10:44.415
4	147	FERRAN HERNANDEZ MOYANO	Promo 65	1:45.991	1:49.296	7.228	3	10:48.437
Promo 85								
1	47	DAVID NAVARRO SAINZ	Promo 85	1:30.890	1:31.321		6	11:06.082
2	55	IGNACIO ESCARPENTER GARCIA	Promo 85	1:37.769	1:38.130	6.879	5	10:43.628
3	16	XAVIER MAZA GARCIA	Promo 85	1:46.595	1:49.066	15.705	5	11:37.659

# SUPERMOTARD OSONA

SM PROMO

CIRCUIT D' OSONA 1,200 km

ENTRENOS CRONO 1

14/11/2010 09:30

Clasificación (10:00 Tiempo) iniciado a 9:30:05

	Vuelta	empo de vuelta	Dif. resp. 1°	Hora del día
<b>(37) JAVIER PINEDO BLAZQUEZ</b>				
1	1:24.762		+0.997	9:33:10.850
2	<b>1:23.765</b>			9:34:34.615
3	1:24.719		+0.954	9:35:59.334
4	2:46.268		+1:22.503	9:38:45.602
5	1:27.152		+3.387	9:40:12.754

	Vuelta	empo de vuelta	Dif. resp. 1°	Hora del día
<b>(47) DAVID NAVARRO SAINZ</b>				
1	1:35.398		+4.508	9:33:25.011
2	1:35.506		+4.616	9:35:00.517
3	1:36.369		+5.479	9:36:36.886
4	1:32.415		+1.525	9:38:09.301
5	1:31.321		+0.431	9:39:40.622
6	<b>1:30.890</b>			9:41:11.512

	Vuelta	empo de vuelta	Dif. resp. 1°	Hora del día
<b>(20) JOAN MARTINEZ POVEA</b>				
1	1:33.515		+0.761	9:33:26.560
2	1:33.621		+0.867	9:35:00.181
3	<b>1:32.754</b>			9:36:32.935
4	1:37.602		+4.848	9:38:10.537
5	1:36.640		+3.886	9:39:47.177
6	1:37.762		+5.008	9:41:24.939

	Vuelta	empo de vuelta	Dif. resp. 1°	Hora del día
<b>(55) IGNACIO ESCARPENTER GARCIA</b>				
1	1:43.368		+5.599	9:34:10.526
2	1:38.428		+0.659	9:35:48.954
3	1:44.205		+6.436	9:37:33.159
4	<b>1:37.769</b>			9:39:10.928
5	1:38.130		+0.361	9:40:49.058

	Vuelta	empo de vuelta	Dif. resp. 1°	Hora del día
<b>(26) MIGUEL PARRA MARTINEZ</b>				
1	1:41.454		+2.691	9:33:41.296
2	1:39.948		+1.185	9:35:21.244
3	<b>1:38.763</b>			9:37:00.007
4	1:40.155		+1.392	9:38:40.162
5	1:39.478		+0.715	9:40:19.640

	Vuelta	empo de vuelta	Dif. resp. 1°	Hora del día
<b>(17) ANDREAS PEREZ MANRESA</b>				
1	1:44.719		+1.780	9:33:54.799
2	<b>1:42.939</b>			9:35:37.738
3	6:00.513		+4:17.574	9:41:38.251

	Vuelta	empo de vuelta	Dif. resp. 1°	Hora del día
<b>(34) XAVIER ARTIGAS LOPEZ</b>				
1	1:43.738		+0.681	9:33:52.660
2	1:44.487		+1.430	9:35:37.147
3	1:44.219		+1.162	9:37:21.366
4	<b>1:43.057</b>			9:39:04.423
5	1:45.422		+2.365	9:40:49.845

	Vuelta	empo de vuelta	Dif. resp. 1°	Hora del día
<b>(147) FERRAN HERNANDEZ MOYANO</b>				
1	1:49.296		+3.305	9:33:57.787
2	5:10.089		+3:24.098	9:39:07.876
3	<b>1:45.991</b>			9:40:53.867

	Vuelta	empo de vuelta	Dif. resp. 1°	Hora del día
<b>(16) XAVIER MAZA GARCIA</b>				
1	1:57.434		+10.839	9:34:20.937
2	1:53.820		+7.225	9:36:14.757
3	1:52.671		+6.076	9:38:07.428
4	1:49.066		+2.471	9:39:56.494
5	<b>1:46.595</b>			9:41:43.089

Vuelta empo de vuelta Dif. resp. 1° Hora del día

Vuelta empo de vuelta Dif. resp. 1° Hora del día

**SUPERMOTARD OSONA**

**Clasificado por mejor tiempo de vuelta**

SM PROMO

CIRCUIT D' OSONA 1,200 km

ENTRENOS CRONO 2

14/11/2010 10:25

Clasificación (15:00 Tiempo) iniciado a 10:25:20

Pos.	Nº	Nombre	Clase	Mejor Tm	2º Mejor	Dif. resp. 1º	Vueltas	Total Tº
1	37	JAVIER PINEDO BLAZQUEZ	Promo 100	1:22.263	1:22.417		8	15:42.705
2	47	DAVID NAVARRO SAINZ	Promo 85	1:27.340	1:27.964	5.077	9	15:22.386
3	26	MIGUEL PARRA MARTINEZ	Promo 65	1:29.036	1:29.102	6.773	9	15:05.400
4	20	JOAN MARTINEZ POVEA	Promo 100	1:29.955	1:30.685	7.692	9	15:59.754
5	55	IGNACIO ESCARPENTER GARCIA	Promo 85	1:31.379	1:32.134	9.116	8	15:54.494
6	16	XAVIER MAZA GARCIA	Promo 85	1:36.871	1:37.017	14.608	8	15:02.697
7	147	FERRAN HERNANDEZ MOYANO	Promo 65	1:38.918	1:40.247	16.655	7	15:48.618
8	34	XAVIER ARTIGAS LOPEZ	Promo 65	1:40.797	1:41.671	18.534	7	15:56.472
9	17	ANDREAS PEREZ MANRESA	Promo 65	1:41.885	1:42.526	19.622	7	15:17.680

**SUPERMOTARD OSONA**
**Clasificado por mejor tiempo de vuelta**

SM PROMO

CIRCUIT D' OSONA 1,200 km

ENTRENOS CRONO 2

14/11/2010 10:25

Clasificación (15:00 Tiempo) iniciado a 10:25:20

Pos.	Nº	Nombre	Clase	Mejor Tm	2º Mejor	Dif. resp. 1º	Vueltas	Total Tº
Promo 100								
1	37	JAVIER PINEDO BLAZQUEZ	Promo 100	1:22.263	1:22.417		8	15:42.705
2	20	JOAN MARTINEZ POVEA	Promo 100	1:29.955	1:30.685	7.692	9	15:59.754
Promo 65								
1	26	MIGUEL PARRA MARTINEZ	Promo 65	1:29.036	1:29.102		9	15:05.400
2	147	FERRAN HERNANDEZ MOYANO	Promo 65	1:38.918	1:40.247	9.882	7	15:48.618
3	34	XAVIER ARTIGAS LOPEZ	Promo 65	1:40.797	1:41.671	11.761	7	15:56.472
4	17	ANDREAS PEREZ MANRESA	Promo 65	1:41.885	1:42.526	12.849	7	15:17.680
Promo 85								
1	47	DAVID NAVARRO SAINZ	Promo 85	1:27.340	1:27.964		9	15:22.386
2	55	IGNACIO ESCARPENTER GARCIA	Promo 85	1:31.379	1:32.134	4.039	8	15:54.494
3	16	XAVIER MAZA GARCIA	Promo 85	1:36.871	1:37.017	9.531	8	15:02.697

SUPERMOTARD OSONA

SM PROMO

CIRCUIT D' OSONA 1,200 km

ENTRENOS CRONO 2

14/11/2010 10:25

Clasificación (15:00 Tiempo) iniciado a 10:25:20

Vuelta	empo de vuelta	Dif. resp. 1°	Hora del día
<b>(37) JAVIER PINEDO BLAZQUEZ</b>			
1	1:23.046	+0.783	10:28:10.725
2	1:22.417	+0.154	10:29:33.142
3	<b>1:22.263</b>		10:30:55.405
4	1:23.580	+1.317	10:32:18.985
5	1:24.049	+1.786	10:33:43.034
6	1:28.170	+5.907	10:35:11.204
7	4:28.139	+3:05.876	10:39:39.343
8	1:23.639	+1.376	10:41:02.982

Vuelta	empo de vuelta	Dif. resp. 1°	Hora del día
<b>(47) DAVID NAVARRO SAINZ</b>			
1	1:32.580	+5.240	10:28:36.127
2	1:31.573	+4.233	10:30:07.700
3	1:31.041	+3.701	10:31:38.741
4	1:32.100	+4.760	10:33:10.841
5	<b>1:27.340</b>		10:34:38.181
6	1:27.964	+0.624	10:36:06.145
7	1:29.780	+2.440	10:37:35.925
8	1:29.632	+2.292	10:39:05.557
9	1:37.106	+9.766	10:40:42.663

Vuelta	empo de vuelta	Dif. resp. 1°	Hora del día
<b>(26) MIGUEL PARRA MARTINEZ</b>			
1	1:31.334	+2.298	10:28:19.740
2	1:32.153	+3.117	10:29:51.893
3	1:31.813	+2.777	10:31:23.706
4	1:30.957	+1.921	10:32:54.663
5	1:32.521	+3.485	10:34:27.184
6	1:30.208	+1.172	10:35:57.392
7	<b>1:29.036</b>		10:37:26.428
8	1:30.147	+1.111	10:38:56.575
9	1:29.102	+0.066	10:40:25.677

Vuelta	empo de vuelta	Dif. resp. 1°	Hora del día
<b>(20) JOAN MARTINEZ POVEA</b>			
1	1:32.783	+2.828	10:29:11.161
2	1:32.192	+2.237	10:30:43.353
3	1:30.685	+0.730	10:32:14.038
4	1:30.973	+1.018	10:33:45.011
5	<b>1:29.955</b>		10:35:14.966
6	1:31.871	+1.916	10:36:46.837
7	1:31.481	+1.526	10:38:18.318
8	1:30.984	+1.029	10:39:49.302
9	1:30.729	+0.774	10:41:20.031

Vuelta	empo de vuelta	Dif. resp. 1°	Hora del día
<b>(55) IGNACIO ESCARPENTER GARCIA</b>			
1	1:35.920	+4.541	10:28:31.496
2	1:33.613	+2.234	10:30:05.109
3	1:33.523	+2.144	10:31:38.632
4	1:33.054	+1.675	10:33:11.686
5	<b>1:31.379</b>		10:34:43.065
6	1:32.134	+0.755	10:36:15.199
7	3:26.019	+1:54.640	10:39:41.218
8	1:33.553	+2.174	10:41:14.771

Vuelta	empo de vuelta	Dif. resp. 1°	Hora del día
<b>(16) XAVIER MAZA GARCIA</b>			
1	1:43.272	+6.401	10:28:53.129
2	1:40.663	+3.792	10:30:33.792
3	1:39.124	+2.253	10:32:12.916
4	1:39.503	+2.632	10:33:52.419
5	1:37.941	+1.070	10:35:30.360
6	1:38.726	+1.855	10:37:09.086
7	<b>1:36.871</b>		10:38:45.957
8	1:37.017	+0.146	10:40:22.974

Vuelta	empo de vuelta	Dif. resp. 1°	Hora del día
<b>(147) FERRAN HERNANDEZ MOYANO</b>			
1	1:42.894	+3.976	10:28:44.620

Vuelta	empo de vuelta	Dif. resp. 1°	Hora del día
2	1:42.384	+3.466	10:30:27.004
3	1:42.228	+3.310	10:32:09.232
4	1:40.555	+1.637	10:33:49.787
5	1:40.247	+1.329	10:35:30.034
6	<b>1:38.918</b>		10:37:08.952
7	3:59.943	+2:21.025	10:41:08.895

Vuelta	empo de vuelta	Dif. resp. 1°	Hora del día
<b>(34) XAVIER ARTIGAS LOPEZ</b>			
1	4:02.411	+2:21.614	10:31:03.014
2	1:41.796	+0.999	10:32:44.810
3	1:42.429	+1.632	10:34:27.239
4	<b>1:40.797</b>		10:36:08.036
5	1:45.230	+4.433	10:37:53.266
6	1:41.671	+0.874	10:39:34.937
7	1:41.812	+1.015	10:41:16.749

Vuelta	empo de vuelta	Dif. resp. 1°	Hora del día
<b>(17) ANDREAS PEREZ MANRESA</b>			
1	1:45.406	+3.521	10:29:08.526
2	1:42.526	+0.641	10:30:51.052
3	<b>1:41.885</b>		10:32:32.937
4	1:42.794	+0.909	10:34:15.731
5	1:42.826	+0.941	10:35:58.557
6	2:55.555	+1:13.670	10:38:54.112
7	1:43.845	+1.960	10:40:37.957

**SUPERMOTARD OSONA**

SM PROMO

CIRCUIT D' OSONA 1,200 km

SCRATCH CRONO

Pos.	N° Nombre	Model/Engine	Mejor T° total	R1. Mejor Tm	R2. Mejor Tm
1	37 JAVIER PINEDO BLAZQUEZ	HONDA	1:22.263	1:23.765	1:22.263
2	47 DAVID NAVARRO SAINZ	SUZUKI	1:27.340	1:30.890	1:27.340
3	26 MIGUEL PARRA MARTINEZ	KTM	1:29.036	1:38.763	1:29.036
4	20 JOAN MARTINEZ POVEA	HONDA	1:29.955	1:32.754	1:29.955
5	55 IGNACIO ESCARPENTER GARCIA	KAWASAKI	1:31.379	1:37.769	1:31.379
6	16 XAVIER MAZA GARCIA	SUZUKI	1:36.871	1:46.595	1:36.871
7	147 FERRAN HERNANDEZ MOYANO	KAWASAKI	1:38.918	1:45.991	1:38.918
8	34 XAVIER ARTIGAS LOPEZ	KAWASAKI	1:40.797	1:43.057	1:40.797
9	17 ANDREAS PEREZ MANRESA	KTM	1:41.885	1:42.939	1:41.885

**SUPERMOTARD OSONA**
**Clasificado por vueltas**

SM PROMO

CIRCUIT D' OSONA 1,200 km

1 MANGA

14/11/2010 11:45

Carrera (10:00 y 2 Vueltas) iniciado a 11:46:37

Pos.	N°	Nombre	Clase	Vueltas	Mejor Tm	Dif. resp. 1°	Dif. resp. anterior	Total T°	Model/Engine	Puntos
1	37	JAVIER PINEDO BLAZQUEZ	Promo 100	10	1:22.087			13:54.476	HONDA	25
2	47	DAVID NAVARRO SAINZ	Promo 85	10	1:27.060	1:07.030	1:07.030	15:01.506	SUZUKI	25
3	20	JOAN MARTINEZ POVEA	Promo 100	10	1:29.619	1:15.465	8.435	15:09.941	HONDA	20
4	55	IGNACIO ESCARPENTER GARCIA	Promo 85	9	1:31.977	1 Vuelta	1 Vuelta	14:03.512	KAWASAKI	20
5	26	MIGUEL PARRA MARTINEZ	Promo 65	9	1:28.456	1 Vuelta	17.253	14:20.765	KTM	25
6	16	XAVIER MAZA GARCIA	Promo 85	9	1:34.209	1 Vuelta	10.690	14:31.455	SUZUKI	16
7	147	FERRAN HERNANDEZ MOYANO	Promo 65	9	1:34.875	1 Vuelta	5.949	14:37.404	KAWASAKI	20
8	17	ANDREAS PEREZ MANRESA	Promo 65	9	1:37.083	1 Vuelta	14.634	14:52.038	KTM	16
No clasificado										
NT	34	XAVIER ARTIGAS LOPEZ	Promo 65				NT		KAWASAKI	0

Márgen de victoria	Velocidad media	Mejor t° de vuelta	Mejor Vel.	Mejor vuelta para
1:07.030	51,769	1:22.087	52,627	37 - JAVIER PINEDO BLAZQUEZ



**SUPERMOTARD OSONA**
**Clasificado por vueltas**

SM PROMO

CIRCUIT D' OSONA 1,200 km

1 MANGA

14/11/2010 11:45

Carrera (10:00 y 2 Vueltas) iniciado a 11:46:37

Pos.	N°	Nombre	Clase	Vueltas	Mejor Tm	Dif. resp. 1°	Dif. resp. anterior	Total T°	Model/Engine	Puntos
Promo 100										
1	37	JAVIER PINEDO BLAZQUEZ	Promo 100	10	1:22.087			13:54.476	HONDA	25
2	20	JOAN MARTINEZ POVEA	Promo 100	10	1:29.619	1:15.465	1:15.465	15:09.941	HONDA	20
Promo 65										
1	26	MIGUEL PARRA MARTINEZ	Promo 65	9	1:28.456			14:20.765	KTM	25
2	147	FERRAN HERNANDEZ MOYANO	Promo 65	9	1:34.875	16.639	16.639	14:37.404	KAWASAKI	20
3	17	ANDREAS PEREZ MANRESA	Promo 65	9	1:37.083	31.273	14.634	14:52.038	KTM	16
No clasificado										
NT	34	XAVIER ARTIGAS LOPEZ	Promo 65			NT			KAWASAKI	0
Promo 85										
1	47	DAVID NAVARRO SAINZ	Promo 85	10	1:27.060			15:01.506	SUZUKI	25
2	55	IGNACIO ESCARPENTER GARCIA	Promo 85	9	1:31.977	1 Vuelta	1 Vuelta	14:03.512	KAWASAKI	20
3	16	XAVIER MAZA GARCIA	Promo 85	9	1:34.209	1 Vuelta	27.943	14:31.455	SUZUKI	16

Márgen de victoria	Velocidad media	Mejor t° de vuelta	Mejor Vel.	Mejor vuelta para
1:07.030	51,769	1:22.087	52,627	37 - JAVIER PINEDO BLAZQUEZ

SUPERMOTARD OSONA

SM PROMO

CIRCUIT D' OSONA 1,200 km

1 MANGA

14/11/2010 11:45

Carrera (10:00 y 2 Vueltas) iniciado a 11:46:37

Vuelta	empo de vuelta	Dif. resp. 1°	Hora del día
<b>(37) JAVIER PINEDO BLAZQUEZ</b>			
1			11:48:02.060
2	1:23.038	+0.951	11:49:25.098
3	1:23.015	+0.928	11:50:48.113
4	<b>1:22.087</b>		11:52:10.200
5	1:22.356	+0.269	11:53:32.556
6	1:23.942	+1.855	11:54:56.498
7	1:24.364	+2.277	11:56:20.862
8	1:22.671	+0.584	11:57:43.533
9	1:23.193	+1.106	11:59:06.726
10	1:25.280	+3.193	12:00:32.006

Vuelta	empo de vuelta	Dif. resp. 1°	Hora del día
<b>(47) DAVID NAVARRO SAINZ</b>			
1			11:48:10.327
2	1:28.809	+1.749	11:49:39.136
3	1:30.230	+3.170	11:51:09.366
4	<b>1:27.060</b>		11:52:36.426
5	1:29.647	+2.587	11:54:06.073
6	1:30.104	+3.044	11:55:36.177
7	1:28.804	+1.744	11:57:04.981
8	1:29.728	+2.668	11:58:34.709
9	1:31.309	+4.249	12:00:06.018
10	1:33.018	+5.958	12:01:39.036

Vuelta	empo de vuelta	Dif. resp. 1°	Hora del día
<b>(20) JOAN MARTINEZ POVEA</b>			
1			11:48:08.729
2	1:30.107	+0.488	11:49:38.836
3	1:31.240	+1.621	11:51:10.076
4	1:29.875	+0.256	11:52:39.951
5	1:31.052	+1.433	11:54:11.003
6	1:30.361	+0.742	11:55:41.364
7	<b>1:29.619</b>		11:57:10.983
8	1:30.884	+1.265	11:58:41.867
9	1:31.968	+2.349	12:00:13.835
10	1:33.636	+4.017	12:01:47.471

Vuelta	empo de vuelta	Dif. resp. 1°	Hora del día
<b>(55) IGNACIO ESCARPENTER GARCIA</b>			
1			11:48:11.068
2	1:40.143	+8.166	11:49:51.211
3	1:32.584	+0.607	11:51:23.795
4	1:33.424	+1.447	11:52:57.219
5	1:33.433	+1.456	11:54:30.652
6	<b>1:31.977</b>		11:56:02.629
7	1:32.504	+0.527	11:57:35.133
8	1:32.567	+0.590	11:59:07.700
9	1:33.342	+1.365	12:00:41.042

Vuelta	empo de vuelta	Dif. resp. 1°	Hora del día
<b>(26) MIGUEL PARRA MARTINEZ</b>			
1			11:48:49.397
2	1:35.693	+7.237	11:50:25.090
3	1:30.274	+1.818	11:51:55.364
4	1:28.631	+0.175	11:53:23.995
5	<b>1:28.456</b>		11:54:52.451
6	1:32.987	+4.531	11:56:25.438
7	1:30.333	+1.877	11:57:55.771
8	1:30.261	+1.805	11:59:26.032
9	1:32.263	+3.807	12:00:58.295

Vuelta	empo de vuelta	Dif. resp. 1°	Hora del día
<b>(16) XAVIER MAZA GARCIA</b>			
1			11:48:20.105
2	1:38.183	+3.974	11:49:58.288
3	1:35.657	+1.448	11:51:33.945
4	1:35.456	+1.247	11:53:09.401
5	1:35.601	+1.392	11:54:45.002
6	1:37.326	+3.117	11:56:22.328

Vuelta	empo de vuelta	Dif. resp. 1°	Hora del día
7	1:35.609	+1.400	11:57:57.937
8	<b>1:34.209</b>		11:59:32.146
9	1:36.839	+2.630	12:01:08.985

Vuelta	empo de vuelta	Dif. resp. 1°	Hora del día
<b>(147) FERRAN HERNANDEZ MOYANO</b>			
1			11:48:18.481
2	1:38.558	+3.683	11:49:57.039
3	1:36.711	+1.836	11:51:33.750
4	1:35.239	+0.364	11:53:08.989
5	1:41.586	+6.711	11:54:50.575
6	<b>1:34.875</b>		11:56:25.450
7	1:35.581	+0.706	11:58:01.031
8	1:35.697	+0.822	11:59:36.728
9	1:38.206	+3.331	12:01:14.934

Vuelta	empo de vuelta	Dif. resp. 1°	Hora del día
<b>(17) ANDREAS PEREZ MANRESA</b>			
1			11:48:19.915
2	1:38.291	+1.208	11:49:58.206
3	<b>1:37.083</b>		11:51:35.289
4	1:37.621	+0.538	11:53:12.910
5	1:38.371	+1.288	11:54:51.281
6	1:38.441	+1.358	11:56:29.722
7	1:38.094	+1.011	11:58:07.816
8	1:39.680	+2.597	11:59:47.496
9	1:42.072	+4.989	12:01:29.568

**SUPERMOTARD OSONA**

**Vuelta a vuelta**

SM PROMO

CIRCUIT D' OSONA 1,200 km

1 MANGA

14/11/2010 11:45

Carrera (10:00 y 2 Vueltas) iniciado a 11:46:37

**Competidores**

**Vueltas**

	1	2	3	4	5	6	7	8	9	10
JAVIER PINEDO BLAZQUEZ (37)	1	37	37	37	37	37	37	37	37	37
JOAN MARTINEZ POVEA (20)	2	20	20	47	47	47	47	47	47	47
DAVID NAVARRO SAINZ (47)	3	47	47	20	20	20	20	20	20	20
IGNACIO ESCARPENTER GARCIA (	4	55	55	55	55	55	55	55	55	55
FERRAN HERNANDEZ MOYANO (1-	5	147	147	147	147	16	16	26	26	26
ANDREAS PEREZ MANRESA (17)	6	17	17	16	16	147	26	16	16	16
XAVIER MAZA GARCIA (16)	7	16	16	17	17	17	147	147	147	147
MIGUEL PARRA MARTINEZ (26)	8	26	26	26	26	26	17	17	17	17
-	9									

**SUPERMOTARD OSONA**
**Clasificado por vueltas**

SM PROMO

CIRCUIT D' OSONA 1,200 km

2 MANGA

14/11/2010 13:15

Carrera (10:00 y 2 Vueltas) iniciado a 13:16:43

Pos.	N°	Nombre	Clase	Vueltas	Mejor Tm	Dif. resp. 1°	Dif. resp. anterior	Total T°	Model/Engine	Puntos
1	37	JAVIER PINEDO BLAZQUEZ	Promo 100	10	1:21.435			13:46.467	HONDA	25
2	47	DAVID NAVARRO SAINZ	Promo 85	10	1:28.685	1:12.698	1:12.698	14:59.165	SUZUKI	25
3	20	JOAN MARTINEZ POVEA	Promo 100	10	1:30.193	1:30.480	17.782	15:16.947	HONDA	20
4	26	MIGUEL PARRA MARTINEZ	Promo 65	9	1:30.354	1 Vuelta	1 Vuelta	13:48.374	KTM	25
5	55	IGNACIO ESCARPENTER GARCIA	Promo 85	9	1:30.574	1 Vuelta	20.009	14:08.383	KAWASAKI	20
6	147	FERRAN HERNANDEZ MOYANO	Promo 65	9	1:34.876	1 Vuelta	24.950	14:33.333	KAWASAKI	20
7	16	XAVIER MAZA GARCIA	Promo 85	9	1:35.415	1 Vuelta	9.910	14:43.243	SUZUKI	16
8	17	ANDREAS PEREZ MANRESA	Promo 65	9	1:36.847	1 Vuelta	24.190	15:07.433	KTM	16

Márgen de victoria	Velocidad media	Mejor t° de vuelta	Mejor Vel.	Mejor vuelta para
1:12.698	52,271	1:21.435	53,048	37 - JAVIER PINEDO BLAZQUEZ

**SUPERMOTARD OSONA**
**Clasificado por vueltas**

SM PROMO

CIRCUIT D' OSONA 1,200 km

2 MANGA

14/11/2010 13:15

Carrera (10:00 y 2 Vueltas) iniciado a 13:16:43

Pos.	N°	Nombre	Clase	Vueltas	Mejor Tm	Dif. resp. 1°	Dif. resp. anterior	Total T°	Model/Engine	Puntos
Promo 100										
1	37	JAVIER PINEDO BLAZQUEZ	Promo 100	10	1:21.435			13:46.467	HONDA	25
2	20	JOAN MARTINEZ POVEA	Promo 100	10	1:30.193	1:30.480	1:30.480	15:16.947	HONDA	20
Promo 65										
1	26	MIGUEL PARRA MARTINEZ	Promo 65	9	1:30.354			13:48.374	KTM	25
2	147	FERRAN HERNANDEZ MOYANO	Promo 65	9	1:34.876	44.959	44.959	14:33.333	KAWASAKI	20
3	17	ANDREAS PEREZ MANRESA	Promo 65	9	1:36.847	1:19.059	34.100	15:07.433	KTM	16
Promo 85										
1	47	DAVID NAVARRO SAINZ	Promo 85	10	1:28.685			14:59.165	SUZUKI	25
2	55	IGNACIO ESCARPENTER GARCIA	Promo 85	9	1:30.574	1 Vuelta	1 Vuelta	14:08.383	KAWASAKI	20
3	16	XAVIER MAZA GARCIA	Promo 85	9	1:35.415	1 Vuelta	34.860	14:43.243	SUZUKI	16

Márgen de victoria	Velocidad media	Mejor t° de vuelta	Mejor Vel.	Mejor vuelta para
1:12.698	52,271	1:21.435	53,048	37 - JAVIER PINEDO BLAZQUEZ

SUPERMOTARD OSONA

SM PROMO

CIRCUIT D' OSONA 1,200 km

2 MANGA

14/11/2010 13:15

Carrera (10:00 y 2 Vueltas) iniciado a 13:16:43

Vuelta	empo de vuelta	Dif. resp. 1°	Hora del día
<b>(37) JAVIER PINEDO BLAZQUEZ</b>			
1			13:18:08.127
2	1:22.115	+0.680	13:19:30.242
3	<b>1:21.435</b>		13:20:51.677
4	1:23.232	+1.797	13:22:14.909
5	1:22.451	+1.016	13:23:37.360
6	1:22.021	+0.586	13:24:59.381
7	1:23.135	+1.700	13:26:22.516
8	1:22.589	+1.154	13:27:45.105
9	1:23.082	+1.647	13:29:08.187
10	1:22.275	+0.840	13:30:30.462

Vuelta	empo de vuelta	Dif. resp. 1°	Hora del día
<b>(47) DAVID NAVARRO SAINZ</b>			
1			13:18:18.718
2	1:29.246	+0.561	13:19:47.964
3	1:28.757	+0.072	13:21:16.721
4	1:28.897	+0.212	13:22:45.618
5	1:30.508	+1.823	13:24:16.126
6	1:30.043	+1.358	13:25:46.169
7	1:28.764	+0.079	13:27:14.933
8	1:29.468	+0.783	13:28:44.401
9	<b>1:28.685</b>		13:30:13.086
10	1:30.074	+1.389	13:31:43.160

Vuelta	empo de vuelta	Dif. resp. 1°	Hora del día
<b>(20) JOAN MARTINEZ POVEA</b>			
1			13:18:21.018
2	1:32.233	+2.040	13:19:53.251
3	1:30.774	+0.581	13:21:24.025
4	1:30.328	+0.135	13:22:54.353
5	1:31.175	+0.982	13:24:25.528
6	1:30.907	+0.714	13:25:56.435
7	1:32.112	+1.919	13:27:28.547
8	1:30.245	+0.052	13:28:58.792
9	<b>1:30.193</b>		13:30:28.985
10	1:31.957	+1.764	13:32:00.942

Vuelta	empo de vuelta	Dif. resp. 1°	Hora del día
<b>(26) MIGUEL PARRA MARTINEZ</b>			
1			13:18:20.150
2	1:33.368	+3.014	13:19:53.518
3	1:30.642	+0.288	13:21:24.160
4	1:31.985	+1.631	13:22:56.145
5	<b>1:30.354</b>		13:24:26.499
6	1:31.331	+0.977	13:25:57.830
7	1:31.404	+1.050	13:27:29.234
8	1:31.320	+0.966	13:29:00.554
9	1:31.815	+1.461	13:30:32.369

Vuelta	empo de vuelta	Dif. resp. 1°	Hora del día
<b>(55) IGNACIO ESCARPENTER GARCIA</b>			
1			13:18:33.533
2	1:32.077	+1.503	13:20:05.610
3	1:32.660	+2.086	13:21:38.270
4	<b>1:30.574</b>		13:23:08.844
5	1:32.003	+1.429	13:24:40.847
6	1:30.659	+0.085	13:26:11.506
7	1:34.500	+3.926	13:27:46.006
8	1:32.694	+2.120	13:29:18.700
9	1:33.678	+3.104	13:30:52.378

Vuelta	empo de vuelta	Dif. resp. 1°	Hora del día
<b>(147) FERRAN HERNANDEZ MOYANO</b>			
1			13:18:25.471
2	<b>1:34.876</b>		13:20:00.347
3	1:36.642	+1.766	13:21:36.989
4	1:35.988	+1.112	13:23:12.977
5	1:37.143	+2.267	13:24:50.120
6	1:35.469	+0.593	13:26:25.589

Vuelta	empo de vuelta	Dif. resp. 1°	Hora del día
7	1:37.033	+2.157	13:28:02.622
8	1:36.794	+1.918	13:29:39.416
9	1:37.912	+3.036	13:31:17.328

Vuelta	empo de vuelta	Dif. resp. 1°	Hora del día
<b>(16) XAVIER MAZA GARCIA</b>			
1			13:18:25.964
2	1:36.320	+0.905	13:20:02.284
3	1:37.220	+1.805	13:21:39.504
4	1:38.200	+2.785	13:23:17.704
5	<b>1:35.415</b>		13:24:53.119
6	1:36.936	+1.521	13:26:30.055
7	1:36.979	+1.564	13:28:07.034
8	1:39.918	+4.503	13:29:46.952
9	1:40.286	+4.871	13:31:27.238

Vuelta	empo de vuelta	Dif. resp. 1°	Hora del día
<b>(17) ANDREAS PEREZ MANRESA</b>			
1			13:18:25.157
2	<b>1:36.847</b>		13:20:02.004
3	1:37.359	+0.512	13:21:39.363
4	1:38.152	+1.305	13:23:17.515
5	1:39.680	+2.833	13:24:57.195
6	1:43.536	+6.689	13:26:40.731
7	1:43.539	+6.692	13:28:24.270
8	1:43.075	+6.228	13:30:07.345
9	1:44.083	+7.236	13:31:51.428

Vuelta	empo de vuelta	Dif. resp. 1°	Hora del día
--------	----------------	---------------	--------------

**SUPERMOTARD OSONA**

**Vuelta a vuelta**

SM PROMO

CIRCUIT D' OSONA 1,200 km

2 MANGA

14/11/2010 13:15

Carrera (10:00 y 2 Vueltas) iniciado a 13:16:43

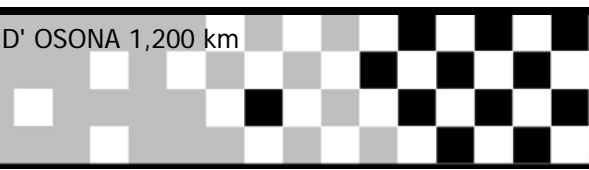
Competidores	Vueltas										
	1	2	3	4	5	6	7	8	9	10	
JAVIER PINEDO BLAZQUEZ (37)	1	37	37	37	37	37	37	37	37	37	37
DAVID NAVARRO SAINZ (47)	2	47	47	47	47	47	47	47	47	47	47
MIGUEL PARRA MARTINEZ (26)	3	26	20	20	20	20	20	20	20	20	20
JOAN MARTINEZ POVEA (20)	4	20	26	26	26	26	26	26	26	26	26
ANDREAS PEREZ MANRESA (17)	5	17	147	147	55	55	55	55	55	55	55
FERRAN HERNANDEZ MOYANO (1)	6	147	17	55	147	147	147	147	147	147	147
XAVIER MAZA GARCIA (16)	7	16	16	17	17	16	16	16	16	16	16
IGNACIO ESCARPENTER GARCIA (	8	55	55	16	16	17	17	17	17	17	17

**SUPERMOTARD OSONA**

SM PROMO

CIRCUIT D' OSONA 1,200 km

SCRATCH



Pos.	Nº	Nombre	Clase	Total puntos	R1.	R2.
Promo 100						
1	37	JAVIER PINEDO BLAZQUEZ	Promo 100	50	25	25
2	20	JOAN MARTINEZ POVEA	Promo 100	40	20	20
Promo 65						
1	26	MIGUEL PARRA MARTINEZ	Promo 65	50	25	25
2	147	FERRAN HERNANDEZ MOYANO	Promo 65	40	20	20
3	17	ANDREAS PEREZ MANRESA	Promo 65	32	16	16
4	34	XAVIER ARTIGAS LOPEZ	Promo 65	0	0	--
Promo 85						
1	47	DAVID NAVARRO SAINZ	Promo 85	50	25	25
2	55	IGNACIO ESCARPENTER GARCIA	Promo 85	40	20	20
3	16	XAVIER MAZA GARCIA	Promo 85	32	16	16



**SUPERMOTARD OSONA**
**Clasificado por mejor tiempo de vuelta**

SM FUN 1-2

CIRCUIT D' OSONA 1,200 km

ENTRENOS CRONO 1

14/11/2010 09:45

Clasificación (10:00 Tiempo) iniciado a 9:45:03

Pos.	Nº	Nombre	Clase	Mejor Tm	2º Mejor	Dif. resp. 1º	Vueltas	Total Tº
1	3	OSCAR MOCE LLIVINA	SM Fun 1	1:14.664	1:16.027		7	10:43.255
2	38	DANIEL CARRAU ADAM	SM Fun 1	1:14.936	1:15.122	0.272	6	10:13.435
3	2	JOAN SERRA LLANES	SM Fun 2	1:16.338	1:16.342	1.674	7	10:40.054
4	44	JORGE BALLUS SANS	SM Fun 1	1:17.923	1:18.136	3.259	6	10:42.806
5	5	IGNASI YSAC OLIVA	SM Fun 2	1:19.372	1:19.645	4.708	6	9:33.762
6	7	DIEGO GONZALEZ SANCHEZ	SM Fun 1	1:20.122	1:21.081	5.458	6	10:45.528
7	66	MIGUEL A. MURILLO FUGUET	SM Fun 2	1:21.858	1:24.162	7.194	3	5:41.683
8	15	F GONZALO LOPERA CEBALLOS	SM Fun 1	1:22.427	1:22.966	7.763	6	10:39.117
9	19	IGNASI SORRIBES PORTA	SM Fun 1	1:23.189	1:23.620	8.525	6	10:49.637
10	18	EDUARD TORRES LLOPART	SM Fun 1	1:23.863	1:24.541	9.199	4	10:40.989
11	13	SERGI CARRETERO DE HARO	SM Fun 1	1:24.555	1:25.458	9.891	4	10:06.039
12	75	GONZALO FONTCUBERTA BONET	SM Fun 2	1:26.111	1:26.796	11.447	5	10:18.810
13	65	FRANCISCO PUIG RUIZ	SM Fun 2	1:26.387	1:26.528	11.723	6	10:29.563
14	90	FRANCESC MATAMOROS FOSCH	SM Fun 2	1:26.716	1:27.507	12.052	6	11:05.934
15	43	F JAVIER NAGEL MOYANO	SM Fun 1	1:29.864	1:30.780	15.200	5	9:30.137
16	33	XAVIER ALBA MORERA	SM Fun 1	1:31.030	1:32.038	16.366	5	10:31.935
17	12	JOAN LOPEZ SANCHEZ	SM Fun 1					1:51.976

**SUPERMOTARD OSONA**
**Clasificado por mejor tiempo de vuelta**

SM FUN 1-2

CIRCUIT D' OSONA 1,200 km

ENTRENOS CRONO 1

14/11/2010 09:45

Clasificación (10:00 Tiempo) iniciado a 9:45:03

Pos.	Nº	Nombre	Clase	Mejor Tm	2º Mejor	Dif. resp. 1º	Vueltas	Total Tº
<b>SM Fun 1</b>								
1	3	OSCAR MOCE LLIVINA	SM Fun 1	1:14.664	1:16.027		7	10:43.255
2	38	DANIEL CARRAU ADAM	SM Fun 1	1:14.936	1:15.122	0.272	6	10:13.435
3	44	JORGE BALLUS SANS	SM Fun 1	1:17.923	1:18.136	3.259	6	10:42.806
4	7	DIEGO GONZALEZ SANCHEZ	SM Fun 1	1:20.122	1:21.081	5.458	6	10:45.528
5	15	F GONZALO LOPERA CEBALLOS	SM Fun 1	1:22.427	1:22.966	7.763	6	10:39.117
6	19	IGNASI SORRIBES PORTA	SM Fun 1	1:23.189	1:23.620	8.525	6	10:49.637
7	18	EDUARD TORRES LLOPART	SM Fun 1	1:23.863	1:24.541	9.199	4	10:40.989
8	13	SERGI CARRETERO DE HARO	SM Fun 1	1:24.555	1:25.458	9.891	4	10:06.039
9	43	F JAVIER NAGEL MOYANO	SM Fun 1	1:29.864	1:30.780	15.200	5	9:30.137
10	33	XAVIER ALBA MORERA	SM Fun 1	1:31.030	1:32.038	16.366	5	10:31.935
11	12	JOAN LOPEZ SANCHEZ	SM Fun 1					1:51.976
<b>SM Fun 2</b>								
1	2	JOAN SERRA LLANES	SM Fun 2	1:16.338	1:16.342		7	10:40.054
2	5	IGNASI YSAC OLIVA	SM Fun 2	1:19.372	1:19.645	3.034	6	9:33.762
3	66	MIGUEL A. MURILLO FUGUET	SM Fun 2	1:21.858	1:24.162	5.520	3	5:41.683
4	75	GONZALO FONTCUBERTA BONET	SM Fun 2	1:26.111	1:26.796	9.773	5	10:18.810
5	65	FRANCISCO PUIG RUIZ	SM Fun 2	1:26.387	1:26.528	10.049	6	10:29.563
6	90	FRANCESC MATAMOROS FOSCH	SM Fun 2	1:26.716	1:27.507	10.378	6	11:05.934

SUPERMOTARD OSONA

SM FUN 1-2

CIRCUIT D' OSONA 1,200 km

ENTRENOS CRONO 1

14/11/2010 09:45

Clasificación (10:00 Tiempo) iniciado a 9:45:03

Vuelta empo de vuelta Dif. resp. 1° Hora del día

(3) OSCAR MOCE LLIVINA

1	1:38.915	+24.251	9:48:08.744
2	1:16.625	+1.961	9:49:25.369
3	1:16.474	+1.810	9:50:41.843
4	<b>1:14.664</b>		9:51:56.507
5	1:16.027	+1.363	9:53:12.534
6	1:16.542	+1.878	9:54:29.076
7	1:17.376	+2.712	9:55:46.452

(38) DANIEL CARRAU ADAM

1	1:19.843	+4.907	9:48:57.249
2	1:17.538	+2.602	9:50:14.787
3	1:16.050	+1.114	9:51:30.837
4	1:15.737	+0.801	9:52:46.574
5	1:15.122	+0.186	9:54:01.696
6	<b>1:14.936</b>		9:55:16.632

(2) JOAN SERRA LLANES

1	1:19.269	+2.931	9:47:49.595
2	1:17.311	+0.973	9:49:06.906
3	<b>1:16.338</b>		9:50:23.244
4	1:16.342	+0.004	9:51:39.586
5	1:16.369	+0.031	9:52:55.955
6	1:16.845	+0.507	9:54:12.800
7	1:30.451	+14.113	9:55:43.251

(44) JORGE BALLUS SANS

1	1:25.863	+7.940	9:49:10.719
2	1:21.569	+3.646	9:50:32.288
3	1:18.818	+0.895	9:51:51.106
4	1:18.838	+0.915	9:53:09.944
5	1:18.136	+0.213	9:54:28.080
6	<b>1:17.923</b>		9:55:46.003

(5) IGNASI YSAC OLIVA

1	1:19.645	+0.273	9:47:50.375
2	<b>1:19.372</b>		9:49:09.747
3	1:20.408	+1.036	9:50:30.155
4	1:21.668	+2.296	9:51:51.823
5	1:23.742	+4.370	9:53:15.565
6	1:21.394	+2.022	9:54:36.959

(7) DIEGO GONZALEZ SANCHEZ

1	2:22.200	+1:02.078	9:48:55.396
2	1:22.901	+2.779	9:50:18.297
3	<b>1:20.122</b>		9:51:38.419
4	1:21.081	+0.959	9:52:59.500
5	1:24.332	+4.210	9:54:23.832
6	1:24.893	+4.771	9:55:48.725

(66) MIGUEL A. MURILLO FUGUET

1	1:25.314	+3.456	9:47:58.860
2	1:24.162	+2.304	9:49:23.022
3	<b>1:21.858</b>		9:50:44.880

(15) F GONZALO LOPERA CEBALLOS

1	1:24.769	+2.342	9:48:42.838
2	1:25.236	+2.809	9:50:08.074
3	1:23.808	+1.381	9:51:31.882
4	<b>1:22.427</b>		9:52:54.309
5	1:22.966	+0.539	9:54:17.275
6	1:25.039	+2.612	9:55:42.314

(19) IGNASI SORRIBES PORTA

1	1:25.847	+2.658	9:48:50.753
---	----------	--------	-------------

Vuelta empo de vuelta Dif. resp. 1° Hora del día

2	1:25.977	+2.788	9:50:16.730
3	1:25.318	+2.129	9:51:42.048
4	<b>1:23.189</b>		9:53:05.237
5	1:23.620	+0.431	9:54:28.857
6	1:23.977	+0.788	9:55:52.834

(18) EDUARD TORRES LLOPART

1	1:24.541	+0.678	9:51:15.072
2	<b>1:23.863</b>		9:52:38.935
3	1:36.506	+12.643	9:54:15.441
4	1:28.745	+4.882	9:55:44.186

(13) SERGI CARRETERO DE HARO

1	1:29.108	+4.553	9:50:52.347
2	1:26.876	+2.321	9:52:19.223
3	1:25.458	+0.903	9:53:44.681
4	<b>1:24.555</b>		9:55:09.236

(75) GONZALO FONTCUBERTA BONET

1	1:30.808	+4.697	9:49:02.343
2	1:57.370	+31.259	9:50:59.713
3	1:29.387	+3.276	9:52:29.100
4	1:26.796	+0.685	9:53:55.896
5	<b>1:26.111</b>		9:55:22.007

(65) FRANCISCO PUIG RUIZ

1	1:29.850	+3.463	9:48:18.482
2	1:26.966	+0.579	9:49:45.448
3	<b>1:26.387</b>		9:51:11.835
4	1:26.528	+0.141	9:52:38.363
5	1:26.612	+0.225	9:54:04.975
6	1:27.785	+1.398	9:55:32.760

(90) FRANCESC MATAMOROS FOSCH

1	1:35.851	+9.135	9:48:46.001
2	1:30.652	+3.936	9:50:16.653
3	1:28.985	+2.269	9:51:45.638
4	<b>1:26.716</b>		9:53:12.354
5	1:27.507	+0.791	9:54:39.861
6	1:29.270	+2.554	9:56:09.131

(43) F JAVIER NAGEL MOYANO

1	1:35.842	+5.978	9:48:20.343
2	1:30.780	+0.916	9:49:51.123
3	<b>1:29.864</b>		9:51:20.987
4	1:30.992	+1.128	9:52:51.979
5	1:41.355	+11.491	9:54:33.334

(33) XAVIER ALBA MORERA

1	1:35.855	+4.825	9:49:22.329
2	1:35.395	+4.365	9:50:57.724
3	<b>1:31.030</b>		9:52:28.754
4	1:34.340	+3.310	9:54:03.094
5	1:32.038	+1.008	9:55:35.132

**SUPERMOTARD OSONA**
**Clasificado por mejor tiempo de vuelta**

SM FUN 1-2

CIRCUIT D' OSONA 1,200 km

ENTRENOS CRONO 2

14/11/2010 10:45

Clasificación (15:00 Tiempo) iniciado a 10:45:02

Pos.	Nº	Nombre	Clase	Mejor Tm	2º Mejor	Dif. resp. 1º	Vueltas	Total Tº
1	38	DANIEL CARRAU ADAM	SM Fun 1	1:13.278	1:13.816		10	15:17.727
2	2	JOAN SERRA LLANES	SM Fun 2	1:14.053	1:14.186	0.775	11	15:08.152
3	3	OSCAR MOCE LLIVINA	SM Fun 1	1:14.224	1:14.400	0.946	10	15:13.219
4	12	JOAN LOPEZ SANCHEZ	SM Fun 1	1:15.336	1:15.488	2.058	11	15:59.105
5	5	IGNASI YSAC OLIVA	SM Fun 2	1:15.544	1:15.983	2.266	9	12:51.034
6	44	JORGE BALLUS SANS	SM Fun 1	1:16.495	1:16.589	3.217	10	15:09.163
7	7	DIEGO GONZALEZ SANCHEZ	SM Fun 1	1:17.353	1:18.274	4.075	6	9:50.806
8	15	F GONZALO LOPERA CEBALLOS	SM Fun 1	1:19.490	1:20.241	6.212	10	16:13.780
9	66	MIGUEL A. MURILLO FUGUET	SM Fun 2	1:19.915	1:20.092	6.637	4	14:01.406
10	19	IGNASI SORRIBES PORTA	SM Fun 1	1:19.922	1:20.537	6.644	10	16:04.659
11	18	EDUARD TORRES LLOPART	SM Fun 1	1:22.001	1:22.922	8.723	10	16:11.261
12	13	SERGI CARRETERO DE HARO	SM Fun 1	1:22.050	1:23.062	8.772	9	15:50.128
13	75	GONZALO FONTCUBERTA BONET	SM Fun 2	1:22.778	1:22.971	9.500	9	15:28.149
14	90	FRANCESC MATAMOROS FOSCH	SM Fun 2	1:23.319	1:23.772	10.041	10	16:24.500
15	65	FRANCISCO PUIG RUIZ	SM Fun 2	1:23.763	1:23.826	10.485	9	15:54.399
16	43	F JAVIER NAGEL MOYANO	SM Fun 1	1:26.024	1:26.095	12.746	6	11:23.612
17	33	XAVIER ALBA MORERA	SM Fun 1	1:26.224	1:27.617	12.946	8	16:30.092

**SUPERMOTARD OSONA**
**Clasificado por mejor tiempo de vuelta**

SM FUN 1-2

CIRCUIT D' OSONA 1,200 km

ENTRENOS CRONO 2

14/11/2010 10:45

Clasificación (15:00 Tiempo) iniciado a 10:45:02

Pos.	Nº	Nombre	Clase	Mejor Tm	2º Mejor	Dif. resp. 1º	Vueltas	Total Tº
<b>SM Fun 1</b>								
1	38	DANIEL CARRAU ADAM	SM Fun 1	1:13.278	1:13.816		10	15:17.727
2	3	OSCAR MOCE LLIVINA	SM Fun 1	1:14.224	1:14.400	0.946	10	15:13.219
3	12	JOAN LOPEZ SANCHEZ	SM Fun 1	1:15.336	1:15.488	2.058	11	15:59.105
4	44	JORGE BALLUS SANS	SM Fun 1	1:16.495	1:16.589	3.217	10	15:09.163
5	7	DIEGO GONZALEZ SANCHEZ	SM Fun 1	1:17.353	1:18.274	4.075	6	9:50.806
6	15	F GONZALO LOPERA CEBALLOS	SM Fun 1	1:19.490	1:20.241	6.212	10	16:13.780
7	19	IGNASI SORRIBES PORTA	SM Fun 1	1:19.922	1:20.537	6.644	10	16:04.659
8	18	EDUARD TORRES LLOPART	SM Fun 1	1:22.001	1:22.922	8.723	10	16:11.261
9	13	SERGI CARRETERO DE HARO	SM Fun 1	1:22.050	1:23.062	8.772	9	15:50.128
10	43	F JAVIER NAGEL MOYANO	SM Fun 1	1:26.024	1:26.095	12.746	6	11:23.612
11	33	XAVIER ALBA MORERA	SM Fun 1	1:26.224	1:27.617	12.946	8	16:30.092
<b>SM Fun 2</b>								
1	2	JOAN SERRA LLANES	SM Fun 2	1:14.053	1:14.186		11	15:08.152
2	5	IGNASI YSAC OLIVA	SM Fun 2	1:15.544	1:15.983	1.491	9	12:51.034
3	66	MIGUEL A. MURILLO FUGUET	SM Fun 2	1:19.915	1:20.092	5.862	4	14:01.406
4	75	GONZALO FONTCUBERTA BONET	SM Fun 2	1:22.778	1:22.971	8.725	9	15:28.149
5	90	FRANCESC MATAMOROS FOSCH	SM Fun 2	1:23.319	1:23.772	9.266	10	16:24.500
6	65	FRANCISCO PUIG RUIZ	SM Fun 2	1:23.763	1:23.826	9.710	9	15:54.399

SUPERMOTARD OSONA

SM FUN 1-2

CIRCUIT D' OSONA 1,200 km

ENTRENOS CRONO 2

14/11/2010 10:45

Clasificación (15:00 Tiempo) iniciado a 10:45:02

Vuelta	empo de vuelta	Dif. resp. 1°	Hora del día
<b>(38) DANIEL CARRAU ADAM</b>			
1	1:17.710	+4.432	10:48:53.232
2	1:14.227	+0.949	10:50:07.459
3	1:20.141	+6.863	10:51:27.600
4	1:14.003	+0.725	10:52:41.603
5	1:14.325	+1.047	10:53:55.928
6	<b>1:13.278</b>		10:55:09.206
7	1:14.090	+0.812	10:56:23.296
8	1:13.816	+0.538	10:57:37.112
9	1:22.238	+8.960	10:58:59.350
10	1:20.533	+7.255	11:00:19.883

Vuelta	empo de vuelta	Dif. resp. 1°	Hora del día
<b>(2) JOAN SERRA LLANES</b>			
1	1:14.436	+1.383	10:47:38.667
2	1:14.396	+0.343	10:48:53.063
3	1:14.268	+0.215	10:50:07.331
4	1:14.566	+0.513	10:51:21.897
5	1:20.916	+6.863	10:52:42.813
6	1:14.917	+0.864	10:53:57.730
7	1:14.186	+0.133	10:55:11.916
8	<b>1:14.053</b>		10:56:25.969
9	1:14.426	+0.373	10:57:40.395
10	1:14.975	+0.922	10:58:55.370
11	1:14.938	+0.885	11:00:10.308

Vuelta	empo de vuelta	Dif. resp. 1°	Hora del día
<b>(3) OSCAR MOCE LLIVINA</b>			
1	1:14.486	+0.262	10:47:37.221
2	1:15.146	+0.922	10:48:52.367
3	<b>1:14.224</b>		10:50:06.591
4	1:38.067	+23.843	10:51:44.658
5	1:14.400	+0.176	10:52:59.058
6	1:15.207	+0.983	10:54:14.265
7	1:14.953	+0.729	10:55:29.218
8	1:15.483	+1.259	10:56:44.701
9	2:15.567	+1:01.343	10:59:00.268
10	1:15.107	+0.883	11:00:15.375

Vuelta	empo de vuelta	Dif. resp. 1°	Hora del día
<b>(12) JOAN LOPEZ SANCHEZ</b>			
1	1:17.443	+2.107	10:47:44.684
2	1:16.109	+0.773	10:49:00.793
3	1:47.324	+31.988	10:50:48.117
4	1:16.752	+1.416	10:52:04.869
5	1:15.578	+0.242	10:53:20.447
6	1:15.764	+0.428	10:54:36.211
7	<b>1:15.336</b>		10:55:51.547
8	1:18.433	+3.097	10:57:09.980
9	1:16.533	+1.197	10:58:26.513
10	1:19.260	+3.924	10:59:45.773
11	1:15.488	+0.152	11:01:01.261

Vuelta	empo de vuelta	Dif. resp. 1°	Hora del día
<b>(5) IGNASI YSAC OLIVA</b>			
1	1:15.983	+0.439	10:47:40.749
2	1:16.801	+1.257	10:48:57.550
3	1:16.388	+0.844	10:50:13.938
4	1:16.795	+1.251	10:51:30.733
5	1:16.851	+1.307	10:52:47.584
6	1:16.597	+1.053	10:54:04.181
7	1:16.367	+0.823	10:55:20.548
8	<b>1:15.544</b>		10:56:36.092
9	1:17.098	+1.554	10:57:53.190

Vuelta	empo de vuelta	Dif. resp. 1°	Hora del día
<b>(44) JORGE BALLUS SANS</b>			
1	1:19.377	+2.882	10:47:47.229
2	1:16.589	+0.094	10:49:03.818
3	1:17.631	+1.136	10:50:21.449

Vuelta	empo de vuelta	Dif. resp. 1°	Hora del día
4	<b>1:16.495</b>		10:51:37.944
5	1:16.749	+0.254	10:52:54.693
6	1:22.125	+5.630	10:54:16.818
7	1:41.676	+25.181	10:55:58.494
8	1:17.035	+0.540	10:57:15.529
9	1:38.660	+22.165	10:58:54.189
10	1:17.130	+0.635	11:00:11.319

Vuelta	empo de vuelta	Dif. resp. 1°	Hora del día
<b>(7) DIEGO GONZALEZ SANCHEZ</b>			
1	1:20.239	+2.886	10:48:06.930
2	<b>1:17.353</b>		10:49:24.283
3	1:19.330	+1.977	10:50:43.613
4	1:18.274	+0.921	10:52:01.887
5	1:21.962	+4.609	10:53:23.849
6	1:29.113	+11.760	10:54:52.962

Vuelta	empo de vuelta	Dif. resp. 1°	Hora del día
<b>(15) F GONZALO LOPERA CEBALLOS</b>			
1	1:20.241	+0.751	10:49:10.270
2	1:20.585	+1.095	10:50:30.855
3	1:20.461	+0.971	10:51:51.316
4	1:20.719	+1.229	10:53:12.035
5	1:20.795	+1.305	10:54:32.830
6	1:21.653	+2.163	10:55:54.483
7	<b>1:19.490</b>		10:57:13.973
8	1:20.503	+1.013	10:58:34.476
9	1:20.828	+1.338	10:59:55.304
10	1:20.632	+1.142	11:01:15.936

Vuelta	empo de vuelta	Dif. resp. 1°	Hora del día
<b>(66) MIGUEL A. MURILLO FUGUET</b>			
1	1:24.307	+4.392	10:48:55.019
2	<b>1:19.915</b>		10:50:14.934
3	1:20.092	+0.177	10:51:35.026
4	7:28.536	+6:08.621	10:59:03.562

Vuelta	empo de vuelta	Dif. resp. 1°	Hora del día
<b>(19) IGNASI SORRIBES PORTA</b>			
1	1:21.693	+1.771	10:48:16.699
2	1:20.537	+0.615	10:49:37.236
3	1:42.010	+22.088	10:51:19.246
4	1:23.443	+3.521	10:52:42.689
5	1:37.258	+17.336	10:54:19.947
6	1:22.935	+3.013	10:55:42.882
7	1:21.547	+1.625	10:57:04.429
8	1:21.300	+1.378	10:58:25.729
9	1:21.164	+1.242	10:59:46.893
10	<b>1:19.922</b>		11:01:06.815

Vuelta	empo de vuelta	Dif. resp. 1°	Hora del día
<b>(18) EDUARD TORRES LLOPART</b>			
1	1:25.540	+3.539	10:48:38.893
2	1:24.974	+2.973	10:50:03.867
3	1:23.812	+1.811	10:51:27.679
4	1:23.758	+1.757	10:52:51.437
5	1:24.925	+2.924	10:54:16.362
6	1:23.199	+1.198	10:55:39.561
7	1:24.377	+2.376	10:57:03.938
8	1:24.556	+2.555	10:58:28.494
9	1:22.922	+0.921	10:59:51.416
10	<b>1:22.001</b>		11:01:13.417

Vuelta	empo de vuelta	Dif. resp. 1°	Hora del día
<b>(13) SERGI CARRETERO DE HARO</b>			
1	1:26.708	+4.658	10:48:59.314
2	1:24.928	+2.878	10:50:24.242
3	1:23.104	+1.054	10:51:47.346
4	<b>1:22.050</b>		10:53:09.396
5	1:25.116	+3.066	10:54:34.512
6	2:03.961	+41.911	10:56:38.473
7	1:26.517	+4.467	10:58:04.990

Vuelta	empo de vuelta	Dif. resp. 1°	Hora del día
8	1:24.232	+2.182	10:59:29.222
9	1:23.062	+1.012	11:00:52.284

Vuelta	empo de vuelta	Dif. resp. 1°	Hora del día
<b>(75) GONZALO FONTCUBERTA BONET</b>			
1	1:25.115	+2.337	10:49:18.583
2	1:23.395	+0.617	10:50:41.978
3	1:22.971	+0.193	10:52:04.949
4	1:27.786	+5.008	10:53:32.735
5	1:23.058	+0.280	10:54:55.793
6	1:23.259	+0.481	10:56:19.052
7	1:25.431	+2.653	10:57:44.483
8	<b>1:22.778</b>		10:59:07.261
9	1:23.044	+0.266	11:00:30.305

Vuelta	empo de vuelta	Dif. resp. 1°	Hora del día
<b>(90) FRANCESC MATAMOROS FOSCH</b>			
1	1:24.857	+1.538	10:48:47.169
2	1:26.577	+3.258	10:50:13.746
3	1:24.397	+1.078	10:51:38.143
4	1:24.349	+1.030	10:53:02.492
5	1:24.670	+1.351	10:54:27.162
6	1:24.210	+0.891	10:55:51.372
7	1:24.042	+0.723	10:57:15.414
8	1:23.772	+0.453	10:58:39.186
9	<b>1:23.319</b>		11:00:02.505
10	1:24.151	+0.832	11:01:26.656

Vuelta	empo de vuelta	Dif. resp. 1°	Hora del día
<b>(65) FRANCISCO PUIG RUIZ</b>			
1	1:24.957	+1.194	10:49:21.655
2	1:25.125	+1.362	10:50:46.780
3	1:26.156	+2.393	10:52:12.936
4	<b>1:23.763</b>		10:53:36.699
5	1:23.826	+0.063	10:55:00.525
6	1:24.201	+0.438	10:56:24.726
7	1:24.300	+0.537	10:57:49.026
8	1:42.238	+18.475	10:59:31.264
9	1:25.291	+1.528	11:00:56.555

Vuelta	empo de vuelta	Dif. resp. 1°	Hora del día
<b>(43) F JAVIER NAGEL MOYANO</b>			
1	1:30.815	+4.791	10:49:12.034
2	1:26.095	+0.071	10:50:38.129
3	1:27.699	+1.675	10:52:05.828
4	1:27.441	+1.417	10:53:33.269
5	<b>1:26.024</b>		10:54:59.293
6	1:26.475	+0.451	10:56:25.768

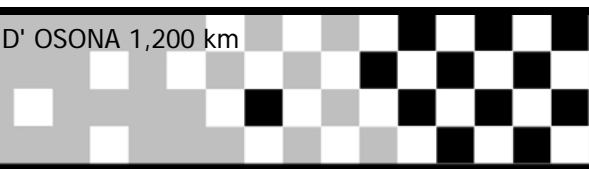
Vuelta	empo de vuelta	Dif. resp. 1°	Hora del día
<b>(33) XAVIER ALBA MORERA</b>			
1	1:27.649	+1.425	10:49:36.638
2	1:28.196	+1.972	10:51:04.834
3	1:27.617	+1.393	10:52:32.451
4	1:28.020	+1.796	10:54:00.471
5	<b>1:26.224</b>		10:55:26.695
6	3:03.466	+1:37.242	10:58:30.161
7	1:30.608	+4.384	11:00:00.769
8	1:31.479	+5.255	11:01:32.248

**SUPERMOTARD OSONA**

SM FUN 1-2

CIRCUIT D' OSONA 1,200 km

SCRATCH CRONO



Pos.	Nº Nombre	Model/Engine	Mejor Tº total	R1. Mejor Tm	R2. Mejor Tm
1	38 DANIEL CARRAU ADAM	HONDA	1:13.278	1:14.936	1:13.278
2	2 JOAN SERRA LLANES	SUZUKI	1:14.053	1:16.338	1:14.053
3	3 OSCAR MOCE LLIVINA	HONDA	1:14.224	1:14.664	1:14.224
4	12 JOAN LOPEZ SANCHEZ	HONDA	1:15.336		1:15.336
5	5 IGNASI YSAC OLIVA	HONDA	1:15.544	1:19.372	1:15.544
6	44 JORGE BALLUS SANS	KTM	1:16.495	1:17.923	1:16.495
7	7 DIEGO GONZALEZ SANCHEZ	HONDA	1:17.353	1:20.122	1:17.353
8	15 F GONZALO LOPERA CEBALLOS	SUZUKI	1:19.490	1:22.427	1:19.490
9	66 MIGUEL A. MURILLO FUGUET	YAMAHA	1:19.915	1:21.858	1:19.915
10	19 IGNASI SORRIBES PORTA	SUZUKI	1:19.922	1:23.189	1:19.922
11	18 EDUARD TORRES LLOPART	KAWASAKI	1:22.001	1:23.863	1:22.001
12	13 SERGI CARRETERO DE HARO	HONDA	1:22.050	1:24.555	1:22.050
13	75 GONZALO FONTCUBERTA BONET	BMW	1:22.778	1:26.111	1:22.778
14	90 FRANCESC MATAMOROS FOSCH	HUSQVARNA	1:23.319	1:26.716	1:23.319
15	65 FRANCISCO PUIG RUIZ	SUZUKI	1:23.763	1:26.387	1:23.763
16	43 F JAVIER NAGEL MOYANO	HONDA	1:26.024	1:29.864	1:26.024
17	33 XAVIER ALBA MORERA	HONDA	1:26.224	1:31.030	1:26.224

**SUPERMOTARD OSONA**
**Clasificado por vueltas**

SM FUN 1-2

CIRCUIT D' OSONA 1,200 km

1 MANGA

14/11/2010 12:15

Carrera (10:00 y 2 Vueltas) iniciado a 12:16:34

Pos.	N°	Nombre	Clase	Vueltas	Mejor Tm	Dif. resp. 1°	Dif. resp. anterior	Total T°	Model/Engine	Puntos
1	38	DANIEL CARRAU ADAM	SM Fun 1	11	1:12.592			13:29.636	HONDA	25
2	3	OSCAR MOCE LLIVINA	SM Fun 1	11	1:12.739	1.469	1.469	13:31.105	HONDA	20
3	12	JOAN LOPEZ SANCHEZ	SM Fun 1	11	1:14.335	33.167	31.698	14:02.803		16
4	5	IGNASI YSAC OLIVA	SM Fun 2	11	1:15.246	50.635	17.468	14:20.271	HONDA	25
5	44	JORGE BALLUS SANS	SM Fun 1	11	1:16.369	54.714	4.079	14:24.350	KTM	13
6	7	DIEGO GONZALEZ SANCHEZ	SM Fun 1	11	1:16.250	55.654	0.940	14:25.290	HONDA	11
7	66	MIGUEL A. MURILLO FUGUET	SM Fun 2	11	1:18.340	1:10.904	15.250	14:40.540	YAMAHA	20
8	15	F GONZALO LOPERA CEBALLOS	SM Fun 1	11	1:19.247	1:18.380	7.476	14:48.016	SUZUKI	10
9	75	GONZALO FONTCUBERTA BONET	SM Fun 2	10	1:20.068	1 Vuelta	1 Vuelta	13:47.040	BMW	16
10	18	EDUARD TORRES LLOPART	SM Fun 1	10	1:21.396	1 Vuelta	11.679	13:58.719	KAWASAKI	9
11	90	FRANCESC MATAMOROS FOSCH	SM Fun 2	10	1:22.255	1 Vuelta	5.880	14:04.599	HUSQVARNA	13
12	13	SERGI CARRETERO DE HARO	SM Fun 1	10	1:21.461	1 Vuelta	0.407	14:05.006	HONDA	8
13	43	F JAVIER NAGEL MOYANO	SM Fun 1	10	1:23.459	1 Vuelta	24.181	14:29.187	HONDA	7
14	19	IGNASI SORRIBES PORTA	SM Fun 1	10	1:20.327	1 Vuelta	4.745	14:33.932	SUZUKI	6
15	65	FRANCISCO PUIG RUIZ	SM Fun 2	10	1:22.303	1 Vuelta	2.490	14:36.422	SUZUKI	11
16	33	XAVIER ALBA MORERA	SM Fun 1	10	1:27.874	1 Vuelta	20.336	14:56.758	HONDA	5
No clasificado										
NT	2	JOAN SERRA LLANES	SM Fun 2				NT		SUZUKI	0

Márgen de victoria	Velocidad media	Mejor t° de vuelta	Mejor Vel.	Mejor vuelta para
1.469	58,693	1:12.592	59,511	38 - DANIEL CARRAU ADAM



**SUPERMOTARD OSONA**
**Clasificado por vueltas**

SM FUN 1-2

CIRCUIT D' OSONA 1,200 km

1 MANGA

14/11/2010 12:15

Carrera (10:00 y 2 Vueltas) iniciado a 12:16:34

Pos.	N°	Nombre	Clase	Vueltas	Mejor Tm	Dif. resp. 1°	Dif. resp. anterior	Total T°	Model/Engine	Puntos
SM Fun 1										
1	38	DANIEL CARRAU ADAM	SM Fun 1	11	1:12.592			13:29.636	HONDA	25
2	3	OSCAR MOCE LLIVINA	SM Fun 1	11	1:12.739	1.469	1.469	13:31.105	HONDA	20
3	12	JOAN LOPEZ SANCHEZ	SM Fun 1	11	1:14.335	33.167	31.698	14:02.803		16
4	44	JORGE BALLUS SANS	SM Fun 1	11	1:16.369	54.714	21.547	14:24.350	KTM	13
5	7	DIEGO GONZALEZ SANCHEZ	SM Fun 1	11	1:16.250	55.654	0.940	14:25.290	HONDA	11
6	15	F GONZALO LOPERA CEBALLOS	SM Fun 1	11	1:19.247	1:18.380	22.726	14:48.016	SUZUKI	10
7	18	EDUARD TORRES LLOPART	SM Fun 1	10	1:21.396	1 Vuelta	1 Vuelta	13:58.719	KAWASAKI	9
8	13	SERGI CARRETERO DE HARO	SM Fun 1	10	1:21.461	1 Vuelta	6.287	14:05.006	HONDA	8
9	43	F JAVIER NAGEL MOYANO	SM Fun 1	10	1:23.459	1 Vuelta	24.181	14:29.187	HONDA	7
10	19	IGNASI SORRIBES PORTA	SM Fun 1	10	1:20.327	1 Vuelta	4.745	14:33.932	SUZUKI	6
11	33	XAVIER ALBA MORERA	SM Fun 1	10	1:27.874	1 Vuelta	22.826	14:56.758	HONDA	5
SM Fun 2										
1	5	IGNASI YSAC OLIVA	SM Fun 2	11	1:15.246			14:20.271	HONDA	25
2	66	MIGUEL A. MURILLO FUGUET	SM Fun 2	11	1:18.340	20.269	20.269	14:40.540	YAMAHA	20
3	75	GONZALO FONTCUBERTA BONET	SM Fun 2	10	1:20.068	1 Vuelta	1 Vuelta	13:47.040	BMW	16
4	90	FRANCESC MATAMOROS FOSCH	SM Fun 2	10	1:22.255	1 Vuelta	17.559	14:04.599	HUSQVARNA	13
5	65	FRANCISCO PUIG RUIZ	SM Fun 2	10	1:22.303	1 Vuelta	31.823	14:36.422	SUZUKI	11
No clasificado										
NT	2	JOAN SERRA LLANES	SM Fun 2				NT		SUZUKI	0

Márgen de victoria	Velocidad media	Mejor t° de vuelta	Mejor Vel.	Mejor vuelta para
1.469	58,693	1:12.592	59,511	38 - DANIEL CARRAU ADAM

**SUPERMOTARD OSONA**

SM FUN 1-2

CIRCUIT D' OSONA 1,200 km

1 MANGA

14/11/2010 12:15

Carrera (10:00 y 2 Vueltas) iniciado a 12:16:34

Vuelta	empo de vuelta	Dif. resp. 1°	Hora del día
<b>(38) DANIEL CARRAU ADAM</b>			
1			12:17:50.304
2	1:13.961	+1.369	12:19:04.265
3	1:12.807	+0.215	12:20:17.072
4	1:12.634	+0.042	12:21:29.706
5	1:13.551	+0.959	12:22:43.257
6	1:14.051	+1.459	12:23:57.308
7	1:14.091	+1.499	12:25:11.399
8	1:13.571	+0.979	12:26:24.970
9	<b>1:12.592</b>		12:27:37.562
10	1:12.742	+0.150	12:28:50.304
11	1:13.676	+1.084	12:30:03.980

Vuelta	empo de vuelta	Dif. resp. 1°	Hora del día
<b>(3) OSCAR MOCE LLIVINA</b>			
1			12:17:50.816
2	1:14.088	+1.349	12:19:04.904
3	1:13.626	+0.887	12:20:18.530
4	1:13.125	+0.386	12:21:31.655
5	<b>1:12.739</b>		12:22:44.394
6	1:14.741	+2.002	12:23:59.135
7	1:13.572	+0.833	12:25:12.707
8	1:13.096	+0.357	12:26:25.803
9	1:13.782	+1.043	12:27:39.585
10	1:12.911	+0.172	12:28:52.496
11	1:12.953	+0.214	12:30:05.449

Vuelta	empo de vuelta	Dif. resp. 1°	Hora del día
<b>(12) JOAN LOPEZ SANCHEZ</b>			
1			12:17:52.564
2	1:14.468	+0.133	12:19:07.032
3	<b>1:14.335</b>		12:20:21.367
4	1:23.796	+9.461	12:21:45.163
5	1:14.981	+0.646	12:23:00.144
6	1:15.465	+1.130	12:24:15.609
7	1:16.508	+2.173	12:25:32.117
8	1:15.928	+1.593	12:26:48.045
9	1:15.179	+0.844	12:28:03.224
10	1:15.572	+1.237	12:29:18.796
11	1:18.351	+4.016	12:30:37.147

Vuelta	empo de vuelta	Dif. resp. 1°	Hora del día
<b>(5) IGNASI YSAC OLIVA</b>			
1			12:17:53.923
2	<b>1:15.246</b>		12:19:09.169
3	1:16.219	+0.973	12:20:25.388
4	1:17.572	+2.326	12:21:42.960
5	1:20.023	+4.777	12:23:02.983
6	1:18.579	+3.333	12:24:21.562
7	1:18.034	+2.788	12:25:39.596
8	1:20.091	+4.845	12:26:59.687
9	1:17.997	+2.751	12:28:17.684
10	1:18.369	+3.123	12:29:36.053
11	1:18.562	+3.316	12:30:54.615

Vuelta	empo de vuelta	Dif. resp. 1°	Hora del día
<b>(44) JORGE BALLUS SANS</b>			
1			12:18:05.403
2	1:18.308	+1.939	12:19:23.711
3	1:17.749	+1.380	12:20:41.460
4	1:17.977	+1.608	12:21:59.437
5	<b>1:16.369</b>		12:23:15.806
6	1:17.073	+0.704	12:24:32.879
7	1:18.002	+1.633	12:25:50.881
8	1:17.126	+0.757	12:27:08.007
9	1:16.889	+0.520	12:28:24.896
10	1:17.043	+0.674	12:29:41.939
11	1:16.755	+0.386	12:30:58.694

Vuelta	empo de vuelta	Dif. resp. 1°	Hora del día
<b>(7) DIEGO GONZALEZ SANCHEZ</b>			
1			12:18:10.154
2	1:18.875	+2.625	12:19:29.029
3	1:16.875	+0.625	12:20:45.904
4	1:18.158	+1.908	12:22:04.062
5	1:16.401	+0.151	12:23:20.463
6	1:16.691	+0.441	12:24:37.154
7	1:16.470	+0.220	12:25:53.624
8	1:16.578	+0.328	12:27:10.202
9	<b>1:16.250</b>		12:28:26.452
10	1:16.782	+0.532	12:29:43.234
11	1:16.400	+0.150	12:30:59.634

Vuelta	empo de vuelta	Dif. resp. 1°	Hora del día
<b>(66) MIGUEL A. MURILLO FUGUET</b>			
1			12:17:58.188
2	<b>1:18.340</b>		12:19:16.528
3	1:19.300	+0.960	12:20:35.828
4	1:19.355	+1.015	12:21:55.183
5	1:18.776	+0.436	12:23:13.959
6	1:19.726	+1.386	12:24:33.685
7	1:19.499	+1.159	12:25:53.184
8	1:19.983	+1.643	12:27:13.167
9	1:20.133	+1.793	12:28:33.300
10	1:19.923	+1.583	12:29:53.223
11	1:21.661	+3.321	12:31:14.884

Vuelta	empo de vuelta	Dif. resp. 1°	Hora del día
<b>(15) F GONZALO LOPERA CEBALLOS</b>			
1			12:18:00.082
2	<b>1:19.247</b>		12:19:19.329
3	1:20.890	+1.643	12:20:40.219
4	1:20.243	+0.996	12:22:00.462
5	1:19.516	+0.269	12:23:19.978
6	1:21.228	+1.981	12:24:41.206
7	1:20.797	+1.550	12:26:02.003
8	1:19.993	+0.746	12:27:21.996
9	1:20.165	+0.918	12:28:42.161
10	1:20.075	+0.828	12:30:02.236
11	1:20.124	+0.877	12:31:22.360

Vuelta	empo de vuelta	Dif. resp. 1°	Hora del día
<b>(75) GONZALO FONTCUBERTA BONET</b>			
1			12:18:01.286
2	1:23.209	+3.141	12:19:24.495
3	<b>1:20.068</b>		12:20:44.563
4	1:22.113	+2.045	12:22:06.676
5	1:21.524	+1.456	12:23:28.200
6	1:22.509	+2.441	12:24:50.709
7	1:21.619	+1.551	12:26:12.328
8	1:21.385	+1.317	12:27:33.713
9	1:25.785	+5.717	12:28:59.498
10	1:21.886	+1.818	12:30:21.384

Vuelta	empo de vuelta	Dif. resp. 1°	Hora del día
<b>(18) EDUARD TORRES LLOPART</b>			
1			12:18:04.667
2	1:22.856	+1.460	12:19:27.523
3	<b>1:21.396</b>		12:20:48.919
4	1:22.404	+1.008	12:22:11.323
5	1:21.679	+0.283	12:23:33.002
6	1:22.401	+1.005	12:24:55.403
7	1:23.069	+1.673	12:26:18.472
8	1:26.139	+4.743	12:27:44.611
9	1:26.025	+4.629	12:29:10.636
10	1:22.427	+1.031	12:30:33.063

Vuelta	empo de vuelta	Dif. resp. 1°	Hora del día
<b>(90) FRANCESC MATAMOROS FOSCH</b>			
1			12:18:07.716
2	1:23.956	+1.701	12:19:31.672

Vuelta	empo de vuelta	Dif. resp. 1°	Hora del día
3	1:22.358	+0.103	12:20:54.030
4	1:22.999	+0.744	12:22:17.029
5	1:22.321	+0.066	12:23:39.350
6	1:24.070	+1.815	12:25:03.420
7	1:25.666	+3.411	12:26:29.086
8	1:23.827	+1.572	12:27:52.913
9	<b>1:22.255</b>		12:29:15.168
10	1:23.775	+1.520	12:30:38.943

Vuelta	empo de vuelta	Dif. resp. 1°	Hora del día
<b>(13) SERGI CARRETERO DE HARO</b>			
1			12:18:12.775
2	1:23.945	+2.484	12:19:36.720
3	<b>1:21.461</b>		12:20:58.181
4	1:21.845	+0.384	12:22:20.026
5	1:23.416	+1.955	12:23:43.442
6	1:22.842	+1.381	12:25:06.284
7	1:24.489	+3.028	12:26:30.773
8	1:23.199	+1.738	12:27:53.972
9	1:22.806	+1.345	12:29:16.778
10	1:22.572	+1.111	12:30:39.350

Vuelta	empo de vuelta	Dif. resp. 1°	Hora del día
<b>(43) F JAVIER NAGEL MOYANO</b>			
1			12:18:08.667
2	1:25.060	+1.601	12:19:33.727
3	1:25.123	+1.664	12:20:58.850
4	<b>1:23.459</b>		12:22:22.309
5	1:25.894	+2.435	12:23:48.203
6	1:28.051	+4.592	12:25:16.254
7	1:24.056	+0.597	12:26:40.310
8	1:27.623	+4.164	12:28:07.933
9	1:24.645	+1.186	12:29:32.578
10	1:30.953	+7.494	12:31:03.531

Vuelta	empo de vuelta	Dif. resp. 1°	Hora del día
<b>(19) IGNASI SORRIBES PORTA</b>			
1			12:18:34.651
2	1:21.754	+1.427	12:19:56.405
3	1:28.356	+8.029	12:21:24.761
4	1:24.286	+3.959	12:22:49.047
5	1:21.349	+1.022	12:24:10.396
6	1:24.039	+3.712	12:25:34.435
7	<b>1:20.327</b>		12:26:54.762
8	1:21.110	+0.783	12:28:15.872
9	1:24.978	+4.651	12:29:40.850
10	1:27.426	+7.099	12:31:08.276

Vuelta	empo de vuelta	Dif. resp. 1°	Hora del día
<b>(65) FRANCISCO PUIG RUIZ</b>			
1			12:18:06.390
2	1:24.536	+2.233	12:19:30.926
3	<b>1:22.303</b>		12:20:53.229
4	1:23.158	+0.855	12:22:16.387
5	1:52.394	+30.091	12:24:08.781
6	1:27.478	+5.175	12:25:36.259
7	1:23.456	+1.153	12:26:59.715
8	1:22.910	+0.607	12:28:22.625
9	1:24.693	+2.390	12:29:47.318
10	1:23.448	+1.145	12:31:10.766

Vuelta	empo de vuelta	Dif. resp. 1°	Hora del día
<b>(33) XAVIER ALBA MORERA</b>			
1			12:18:10.009
2	1:29.158	+1.284	12:19:39.167
3	1:29.034	+1.160	12:21:08.201
4	1:28.597	+0.723	12:22:36.798
5	1:30.168	+2.294	12:24:06.966
6	1:28.988	+1.114	12:25:35.954
7	<b>1:27.874</b>		12:27:03.828
8	1:30.526	+2.652	12:28:34.354

**SUPERMOTARD OSONA**

SM FUN 1-2

CIRCUIT D' OSONA 1,200 km

1 MANGA

14/11/2010 12:15

Carrera (10:00 y 2 Vueltas) iniciado a 12:16:34

Vuelta	empo de vuelta	Dif. resp. 1°	Hora del día
9	1:28.025	+0.151	12:30:02.379
10	1:28.723	+0.849	12:31:31.102

Vuelta	empo de vuelta	Dif. resp. 1°	Hora del día
--------	----------------	---------------	--------------

Vuelta	empo de vuelta	Dif. resp. 1°	Hora del día
--------	----------------	---------------	--------------

**SUPERMOTARD OSONA**

**Vuelta a vuelta**

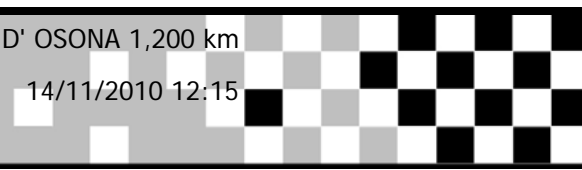
SM FUN 1-2

CIRCUIT D' OSONA 1,200 km

1 MANGA

14/11/2010 12:15

Carrera (10:00 y 2 Vueltas) iniciado a 12:16:34



Competidores	Vueltas											
	1	2	3	4	5	6	7	8	9	10	11	
DANIEL CARRAU ADAM (38)	1	38	38	38	38	38	38	38	38	38	38	38
OSCAR MOCE LLIVINA (3)	2	3	3	3	3	3	3	3	3	3	3	3
JOAN LOPEZ SANCHEZ (12)	3	12	12	12	5	12	12	12	12	12	12	12
IGNASI YSAC OLIVA (5)	4	5	5	5	12	5	5	5	5	5	5	5
MIGUEL A. MURILLO FUGUET (66)	5	66	66	66	66	66	44	44	44	44	44	44
F GONZALO LOPERA CEBALLOS (1	6	15	15	15	44	44	66	66	7	7	7	7
GONZALO FONTCUBERTA BONET	7	75	44	44	15	15	7	7	66	66	66	66
EDUARD TORRES LLOPART (18)	8	18	75	75	7	7	15	15	15	15	15	15
JORGE BALLUS SANS (44)	9	44	18	7	75	75	75	75	75	75	75	75
FRANCISCO PUIG RUIZ (65)	10	65	7	18	18	18	18	18	18	18	18	18
FRANCESC MATAMOROS FOSCH (	11	90	65	65	65	90	90	90	90	90	90	90
F JAVIER NAGEL MOYANO (43)	12	43	90	90	90	13	13	13	13	13	13	13
XAVIER ALBA MORERA (33)	13	33	43	13	13	43	43	43	43	43	43	43
DIEGO GONZALEZ SANCHEZ (7)	14	7	13	43	43	33	19	19	19	19	19	19
SERGI CARRETERO DE HARO (13)	15	13	33	33	33	65	33	65	65	65	65	65
IGNASI SORRIBES PORTA (19)	16	19	19	19	19	19	65	33	33	33	33	33
-	17											

**SUPERMOTARD OSONA**
**Clasificado por vueltas**

SM FUN 1-2

CIRCUIT D' OSONA 1,200 km

2 MANGA

14/11/2010 13:45

Carrera (10:00 y 2 Vueltas) iniciado a 13:46:22

Pos.	N°	Nombre	Clase	Vueltas	Mejor Tm	Dif. resp. 1°	Dif. resp. anterior	Total T°	Model/Engine	Puntos
1	38	DANIEL CARRAU ADAM	SM Fun 1	11	1:13.460			13:42.695	HONDA	25
2	12	JOAN LOPEZ SANCHEZ	SM Fun 1	11	1:14.283	7.380	7.380	13:50.075		20
3	2	JOAN SERRA LLANES	SM Fun 2	11	1:15.007	17.195	9.815	13:59.890	SUZUKI	25
4	3	OSCAR MOCE LLIVINA	SM Fun 1	11	1:14.276	19.913	2.718	14:02.608	HONDA	16
5	7	DIEGO GONZALEZ SANCHEZ	SM Fun 1	11	1:16.157	26.655	6.742	14:09.350	HONDA	13
6	44	JORGE BALLUS SANS	SM Fun 1	11	1:16.210	28.761	2.106	14:11.456	KTM	11
7	66	MIGUEL A. MURILLO FUGUET	SM Fun 2	11	1:18.675	1:04.221	35.460	14:46.916	YAMAHA	20
8	15	F GONZALO LOPERA CEBALLOS	SM Fun 1	11	1:19.520	1:06.863	2.642	14:49.558	SUZUKI	10
9	75	GONZALO FONTCUBERTA BONET	SM Fun 2	11	1:19.897	1:10.868	4.005	14:53.563	BMW	16
10	5	IGNASI YSAC OLIVA	SM Fun 2	10	1:19.147	1 Vuelta	1 Vuelta	13:45.269	HONDA	13
11	13	SERGI CARRETERO DE HARO	SM Fun 1	10	1:21.731	1 Vuelta	8.848	13:54.117	HONDA	9
12	19	IGNASI SORRIBES PORTA	SM Fun 1	10	1:21.551	1 Vuelta	2.821	13:56.938	SUZUKI	8
13	90	FRANCESC MATAMOROS FOSCH	SM Fun 2	10	1:21.869	1 Vuelta	2.334	13:59.272	HUSQVARNA	11
14	65	FRANCISCO PUIG RUIZ	SM Fun 2	10	1:22.684	1 Vuelta	13.162	14:12.434	SUZUKI	10
15	43	F JAVIER NAGEL MOYANO	SM Fun 1	10	1:23.348	1 Vuelta	18.712	14:31.146	HONDA	7
No clasificado										
NT	33	XAVIER ALBA MORERA	SM Fun 1	5	1:25.158	NT		7:18.268	HONDA	0
NT	18	EDUARD TORRES LLOPART	SM Fun 1	2	1:38.273	NT		3:09.107	KAWASAKI	0

Márgen de victoria	Velocidad media	Mejor t° de vuelta	Mejor Vel.	Mejor vuelta para
7.380	57,761	1:13.460	58,808	38 - DANIEL CARRAU ADAM

**SUPERMOTARD OSONA**
**Clasificado por vueltas**

SM FUN 1-2

CIRCUIT D' OSONA 1,200 km

2 MANGA

14/11/2010 13:45

Carrera (10:00 y 2 Vueltas) iniciado a 13:46:22

Pos.	N°	Nombre	Clase	Vueltas	Mejor Tm	Dif. resp. 1°	Dif. resp. anterior	Total T°	Model/Engine	Puntos
SM Fun 1										
1	38	DANIEL CARRAU ADAM	SM Fun 1	11	1:13.460			13:42.695	HONDA	25
2	12	JOAN LOPEZ SANCHEZ	SM Fun 1	11	1:14.283	7.380	7.380	13:50.075		20
3	3	OSCAR MOCE LLIVINA	SM Fun 1	11	1:14.276	19.913	12.533	14:02.608	HONDA	16
4	7	DIEGO GONZALEZ SANCHEZ	SM Fun 1	11	1:16.157	26.655	6.742	14:09.350	HONDA	13
5	44	JORGE BALLUS SANS	SM Fun 1	11	1:16.210	28.761	2.106	14:11.456	KTM	11
6	15	F GONZALO LOPERA CEBALLOS	SM Fun 1	11	1:19.520	1:06.863	38.102	14:49.558	SUZUKI	10
7	13	SERGI CARRETERO DE HARO	SM Fun 1	10	1:21.731	1 Vuelta	1 Vuelta	13:54.117	HONDA	9
8	19	IGNASI SORRIBES PORTA	SM Fun 1	10	1:21.551	1 Vuelta	2.821	13:56.938	SUZUKI	8
9	43	F JAVIER NAGEL MOYANO	SM Fun 1	10	1:23.348	1 Vuelta	34.208	14:31.146	HONDA	7
No clasificado										
NT	33	XAVIER ALBA MORERA	SM Fun 1	5	1:25.158	NT		7:18.268	HONDA	0
NT	18	EDUARD TORRES LLOPART	SM Fun 1	2	1:38.273	NT		3:09.107	KAWASAKI	0
SM Fun 2										
1	2	JOAN SERRA LLANES	SM Fun 2	11	1:15.007			13:59.890	SUZUKI	25
2	66	MIGUEL A. MURILLO FUGUET	SM Fun 2	11	1:18.675	47.026	47.026	14:46.916	YAMAHA	20
3	75	GONZALO FONTCUBERTA BONET	SM Fun 2	11	1:19.897	53.673	6.647	14:53.563	BMW	16
4	5	IGNASI YSAC OLIVA	SM Fun 2	10	1:19.147	1 Vuelta	1 Vuelta	13:45.269	HONDA	13
5	90	FRANCESC MATAMOROS FOSCH	SM Fun 2	10	1:21.869	1 Vuelta	14.003	13:59.272	HUSQVARNA	11
6	65	FRANCISCO PUIG RUIZ	SM Fun 2	10	1:22.684	1 Vuelta	13.162	14:12.434	SUZUKI	10

Márgen de victoria	Velocidad media	Mejor t° de vuelta	Mejor Vel.	Mejor vuelta para
7.380	57,761	1:13.460	58,808	38 - DANIEL CARRAU ADAM

**SUPERMOTARD OSONA**

SM FUN 1-2

CIRCUIT D' OSONA 1,200 km

2 MANGA

14/11/2010 13:45

Carrera (10:00 y 2 Vueltas) iniciado a 13:46:22

Vuelta	empo de vuelta	Dif. resp. 1°	Hora del día
<b>(38) DANIEL CARRAU ADAM</b>			
1			13:47:38.732
2	1:14.193	+0.733	13:48:52.925
3	1:14.454	+0.994	13:50:07.379
4	1:13.561	+0.101	13:51:20.940
5	1:13.526	+0.066	13:52:34.466
6	<b>1:13.460</b>		13:53:47.926
7	1:14.640	+1.180	13:55:02.566
8	1:14.521	+1.061	13:56:17.087
9	1:15.214	+1.754	13:57:32.301
10	1:16.078	+2.618	13:58:48.379
11	1:16.371	+2.911	14:00:04.750

Vuelta	empo de vuelta	Dif. resp. 1°	Hora del día
<b>(12) JOAN LOPEZ SANCHEZ</b>			
1			13:47:40.084
2	1:14.449	+0.166	13:48:54.533
3	1:14.965	+0.682	13:50:09.498
4	<b>1:14.283</b>		13:51:23.781
5	1:15.206	+0.923	13:52:38.987
6	1:14.477	+0.194	13:53:53.464
7	1:14.975	+0.692	13:55:08.439
8	1:15.383	+1.100	13:56:23.822
9	1:15.055	+0.772	13:57:38.877
10	1:16.154	+1.871	13:58:55.031
11	1:17.099	+2.816	14:00:12.130

Vuelta	empo de vuelta	Dif. resp. 1°	Hora del día
<b>(2) JOAN SERRA LLANES</b>			
1			13:47:41.337
2	1:15.607	+0.600	13:48:56.944
3	<b>1:15.007</b>		13:50:11.951
4	1:15.400	+0.393	13:51:27.351
5	1:15.222	+0.215	13:52:42.573
6	1:15.313	+0.306	13:53:57.886
7	1:16.901	+1.894	13:55:14.787
8	1:16.996	+1.989	13:56:31.783
9	1:16.644	+1.637	13:57:48.427
10	1:16.388	+1.381	13:59:04.815
11	1:17.130	+2.123	14:00:21.945

Vuelta	empo de vuelta	Dif. resp. 1°	Hora del día
<b>(3) OSCAR MOCE LLIVINA</b>			
1			13:47:40.303
2	1:14.638	+0.362	13:48:54.941
3	1:14.774	+0.498	13:50:09.715
4	<b>1:14.276</b>		13:51:23.991
5	1:15.268	+0.992	13:52:39.259
6	1:14.432	+0.156	13:53:53.691
7	1:22.549	+8.273	13:55:16.240
8	1:14.359	+0.083	13:56:30.599
9	1:23.349	+9.073	13:57:53.948
10	1:15.021	+0.745	13:59:08.969
11	1:15.694	+1.418	14:00:24.663

Vuelta	empo de vuelta	Dif. resp. 1°	Hora del día
<b>(7) DIEGO GONZALEZ SANCHEZ</b>			
1			13:47:42.591
2	<b>1:16.157</b>		13:48:58.748
3	1:16.820	+0.663	13:50:15.568
4	1:16.517	+0.360	13:51:32.085
5	1:16.504	+0.347	13:52:48.589
6	1:16.957	+0.800	13:54:05.546
7	1:17.470	+1.313	13:55:23.016
8	1:16.784	+0.627	13:56:39.800
9	1:16.852	+0.695	13:57:56.652
10	1:16.726	+0.569	13:59:13.378
11	1:18.027	+1.870	14:00:31.405

Vuelta	empo de vuelta	Dif. resp. 1°	Hora del día
<b>(44) JORGE BALLUS SANS</b>			
1			13:47:43.010
2	<b>1:16.210</b>		13:48:59.220
3	1:16.497	+0.287	13:50:15.717
4	1:17.994	+1.784	13:51:33.711
5	1:17.243	+1.033	13:52:50.954
6	1:17.226	+1.016	13:54:08.180
7	1:17.742	+1.532	13:55:25.922
8	1:16.729	+0.519	13:56:42.651
9	1:16.645	+0.435	13:57:59.296
10	1:16.821	+0.611	13:59:16.117
11	1:17.394	+1.184	14:00:33.511

Vuelta	empo de vuelta	Dif. resp. 1°	Hora del día
<b>(66) MIGUEL A. MURILLO FUGUET</b>			
1			13:47:44.361
2	<b>1:18.675</b>		13:49:03.036
3	1:18.896	+0.221	13:50:21.932
4	1:19.658	+0.983	13:51:41.590
5	1:20.152	+1.477	13:53:01.742
6	1:20.439	+1.764	13:54:22.181
7	1:21.496	+2.821	13:55:43.677
8	1:20.451	+1.776	13:57:04.128
9	1:19.743	+1.068	13:58:23.871
10	1:21.026	+2.351	13:59:44.897
11	1:24.074	+5.399	14:01:08.971

Vuelta	empo de vuelta	Dif. resp. 1°	Hora del día
<b>(15) F GONZALO LOPERA CEBALLOS</b>			
1			13:47:47.233
2	<b>1:19.520</b>		13:49:06.753
3	1:20.315	+0.795	13:50:27.068
4	1:20.214	+0.694	13:51:47.282
5	1:20.197	+0.677	13:53:07.479
6	1:20.649	+1.129	13:54:28.128
7	1:20.288	+0.768	13:55:48.416
8	1:20.429	+0.909	13:57:08.845
9	1:20.857	+1.337	13:58:29.702
10	1:20.792	+1.272	13:59:50.494
11	1:21.119	+1.599	14:01:11.613

Vuelta	empo de vuelta	Dif. resp. 1°	Hora del día
<b>(75) GONZALO FONTCUBERTA BONET</b>			
1			13:47:49.593
2	1:20.335	+0.438	13:49:09.928
3	1:19.978	+0.081	13:50:29.906
4	1:20.224	+0.327	13:51:50.130
5	1:20.448	+0.551	13:53:10.578
6	<b>1:19.897</b>		13:54:30.475
7	1:21.750	+1.853	13:55:52.225
8	1:21.013	+1.116	13:57:13.238
9	1:20.512	+0.615	13:58:33.750
10	1:20.484	+0.587	13:59:54.234
11	1:21.384	+1.487	14:01:15.618

Vuelta	empo de vuelta	Dif. resp. 1°	Hora del día
<b>(5) IGNASI YSAC OLIVA</b>			
1			13:47:48.416
2	<b>1:19.147</b>		13:49:07.563
3	1:20.215	+1.068	13:50:27.778
4	1:21.119	+1.972	13:51:48.897
5	1:23.660	+4.513	13:53:12.557
6	1:22.906	+3.759	13:54:35.463
7	1:23.333	+4.186	13:55:58.796
8	1:22.399	+3.252	13:57:21.195
9	1:22.084	+2.937	13:58:43.279
10	1:24.045	+4.898	14:00:07.324

Vuelta	empo de vuelta	Dif. resp. 1°	Hora del día
<b>(13) SERGI CARRETERO DE HARO</b>			
1			13:47:51.095

Vuelta	empo de vuelta	Dif. resp. 1°	Hora del día
2	1:23.756	+2.025	13:49:14.851
3	1:23.029	+1.298	13:50:37.880
4	1:22.619	+0.888	13:52:00.499
5	<b>1:21.731</b>		13:53:22.230
6	1:21.846	+0.115	13:54:44.076
7	1:22.077	+0.346	13:56:06.153
8	1:22.009	+0.278	13:57:28.162
9	1:24.117	+2.386	13:58:52.279
10	1:23.893	+2.162	14:00:16.172

Vuelta	empo de vuelta	Dif. resp. 1°	Hora del día
<b>(19) IGNASI SORRIBES PORTA</b>			
1			13:47:53.624
2	1:24.162	+2.611	13:49:17.786
3	1:22.088	+0.537	13:50:39.874
4	1:23.282	+1.731	13:52:03.156
5	1:22.603	+1.052	13:53:25.759
6	1:21.601	+0.050	13:54:47.360
7	1:22.226	+0.675	13:56:09.586
8	1:22.669	+1.118	13:57:32.255
9	1:25.187	+3.636	13:58:57.442
10	<b>1:21.551</b>		14:00:18.993

Vuelta	empo de vuelta	Dif. resp. 1°	Hora del día
<b>(90) FRANCESC MATAMOROS FOSCH</b>			
1			13:47:52.413
2	1:23.267	+1.398	13:49:15.680
3	1:23.854	+1.985	13:50:39.534
4	1:23.294	+1.425	13:52:02.828
5	<b>1:21.869</b>		13:53:24.697
6	1:22.218	+0.349	13:54:46.915
7	1:22.075	+0.206	13:56:08.990
8	1:23.120	+1.251	13:57:32.110
9	1:25.205	+3.336	13:58:57.315
10	1:24.012	+2.143	14:00:21.327

Vuelta	empo de vuelta	Dif. resp. 1°	Hora del día
<b>(65) FRANCISCO PUIG RUIZ</b>			
1			13:47:56.177
2	1:24.485	+1.801	13:49:20.662
3	1:23.594	+0.910	13:50:44.256
4	1:24.142	+1.458	13:52:08.398
5	<b>1:22.684</b>		13:53:31.082
6	1:23.639	+0.955	13:54:54.721
7	1:24.079	+1.395	13:56:18.800
8	1:23.553	+0.869	13:57:42.353
9	1:24.749	+2.065	13:59:07.102
10	1:27.387	+4.703	14:00:34.489

Vuelta	empo de vuelta	Dif. resp. 1°	Hora del día
<b>(43) F JAVIER NAGEL MOYANO</b>			
1			13:47:54.948
2	1:24.982	+1.634	13:49:19.930
3	1:23.690	+0.342	13:50:43.620
4	<b>1:23.348</b>		13:52:06.968
5	1:24.999	+1.651	13:53:31.967
6	1:23.986	+0.638	13:54:55.953
7	1:26.101	+2.753	13:56:22.054
8	1:33.339	+9.991	13:57:55.393
9	1:30.118	+6.770	13:59:25.511
10	1:27.690	+4.342	14:00:53.201

Vuelta	empo de vuelta	Dif. resp. 1°	Hora del día
<b>(33) XAVIER ALBA MORERA</b>			
1			13:47:57.772
2	1:26.308	+1.150	13:49:24.080
3	1:25.197	+0.039	13:50:49.277
4	<b>1:25.158</b>		13:52:14.435
5	1:25.888	+0.730	13:53:40.323

Vuelta	empo de vuelta	Dif. resp. 1°	Hora del día
<b>(18) EDUARD TORRES LLOPART</b>			

**SUPERMOTARD OSONA**

SM FUN 1-2

CIRCUIT D' OSONA 1,200 km

2 MANGA

14/11/2010 13:45

Carrera (10:00 y 2 Vueltas) iniciado a 13:46:22

Vuelta	empo de vuelta	Dif. resp. 1°	Hora del día
1			13:47:52.889
2	1:38.273		13:49:31.162

Vuelta	empo de vuelta	Dif. resp. 1°	Hora del día

Vuelta	empo de vuelta	Dif. resp. 1°	Hora del día



**SUPERMOTARD OSONA**

**Vuelta a vuelta**

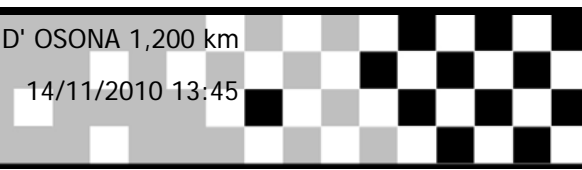
SM FUN 1-2

CIRCUIT D' OSONA 1,200 km

2 MANGA

14/11/2010 13:45

Carrera (10:00 y 2 Vueltas) iniciado a 13:46:22



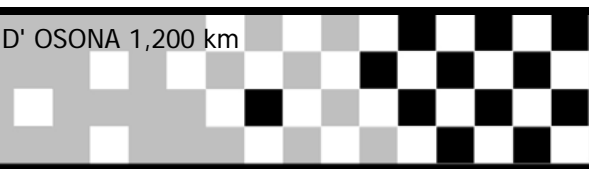
Competidores	Vueltas											
	1	2	3	4	5	6	7	8	9	10	11	
DANIEL CARRAU ADAM (38)	1	38	38	38	38	38	38	38	38	38	38	38
JOAN LOPEZ SANCHEZ (12)	2	12	12	12	12	12	12	12	12	12	12	12
OSCAR MOCE LLIVINA (3)	3	3	3	3	3	3	2	3	2	2	2	2
JOAN SERRA LLANES (2)	4	2	2	2	2	2	3	2	3	3	3	3
DIEGO GONZALEZ SANCHEZ (7)	5	7	7	7	7	7	7	7	7	7	7	7
JORGE BALLUS SANS (44)	6	44	44	44	44	44	44	44	44	44	44	44
MIGUEL A. MURILLO FUGUET (66)	7	66	66	66	66	66	66	66	66	66	66	66
F GONZALO LOPERA CEBALLOS (1	8	15	15	15	15	15	15	15	15	15	15	15
IGNASI YSAC OLIVA (5)	9	5	5	5	5	75	75	75	75	75	75	75
GONZALO FONTCUBERTA BONET	10	75	75	75	75	5	5	5	5	5	5	5
SERGI CARRETERO DE HARO (13)	11	13	13	13	13	13	13	13	13	13	13	13
FRANCESC MATAMOROS FOSCH (	12	90	90	90	90	90	90	90	90	90	19	19
EDUARD TORRES LLOPART (18)	13	18	19	19	19	19	19	19	19	19	90	90
IGNASI SORRIBES PORTA (19)	14	19	43	43	43	65	65	65	65	65	65	65
F JAVIER NAGEL MOYANO (43)	15	43	65	65	65	43	43	43	43	43	43	43
FRANCISCO PUIG RUIZ (65)	16	65	33	33	33	33	33	33	33	33	33	33
XAVIER ALBA MORERA (33)	17	33	18	18	18	18	18	18	18	18	18	18

**SUPERMOTARD OSONA**

SM FUN 1-2

CIRCUIT D' OSONA 1,200 km

SCRATCH



Pos.	Nº	Nombre	Clase	Total puntos	R1.	R2.
<b>SM Fun 1</b>						
1	38	DANIEL CARRAU ADAM	SM Fun 1	50	25	25
2	12	JOAN LOPEZ SANCHEZ	SM Fun 1	36	16	20
3	3	OSCAR MOCE LLLIVINA	SM Fun 1	36	20	16
4	7	DIEGO GONZALEZ SANCHEZ	SM Fun 1	24	11	13
5	44	JORGE BALLUS SANS	SM Fun 1	24	13	11
6	15	F GONZALO LOPERA CEBALLOS	SM Fun 1	20	10	10
7	13	SERGI CARRETERO DE HARO	SM Fun 1	17	8	9
8	19	IGNASI SORRIBES PORTA	SM Fun 1	14	6	8
9	43	F JAVIER NAGEL MOYANO	SM Fun 1	14	7	7
10	18	EDUARD TORRES LLOPART	SM Fun 1	9	9	0
11	33	XAVIER ALBA MORERA	SM Fun 1	5	5	0
<b>SM Fun 2</b>						
1	66	MIGUEL A. MURILLO FUGUET	SM Fun 2	40	20	20
2	5	IGNASI YSAC OLIVA	SM Fun 2	38	25	13
3	75	GONZALO FONTCUBERTA BONET	SM Fun 2	32	16	16
4	2	JOAN SERRA LLANES	SM Fun 2	25	0	25
5	90	FRANCESC MATAMOROS FOSCH	SM Fun 2	24	13	11
6	65	FRANCISCO PUIG RUIZ	SM Fun 2	21	11	10

**SUPERMOTARD OSONA**

**Clasificado por mejor tiempo de vuelta**

SM CUP-SM PRO

CIRCUIT D' OSONA 1,200 km

ENTRENOS CRONO 1

14/11/2010 09:15

Clasificación (10:00 Tiempo) iniciado a 9:15:02

Pos.	Nº	Nombre	Clase	Mejor Tm	2º Mejor	Dif. resp. 1º	Vueltas	Total Tº
1	55	GASTON GARCIA BLASCO	SM Pro	1:13.780	1:14.368		6	10:16.837
2	16	DAVID GIMENEZ LOPEZ	SM Pro	1:14.460	1:15.857	0.680	6	10:13.623
3	22	JOAN LLADOS SOLE	SM Pro	1:14.666	1:15.625	0.886	6	9:42.159
4	33	RUBEN RODRIGUEZ DIAZ	SM Cup	1:15.090	1:15.695	1.310	7	10:29.242
5	128	MARTI PUIGRODON	SM Pro	1:15.915	1:16.595	2.135	6	10:02.650
6	12	VICTOR ALGUACIL PARDO	SM Cup	1:16.812	1:17.638	3.032	6	10:45.486
7	79	JOSEP PIEDRA JUAN	SM Pro	1:16.893	1:17.126	3.113	5	10:52.649
8	71	JAVIER GONZALEZ MATEO	SM Cup	1:16.895	1:17.653	3.115	5	10:24.098
9	18	ORIOL MARTINELL PALOMO	SM Cup	1:17.643	1:18.432	3.863	6	11:14.617
10	57	JOEL BERNADES BORDA	SM Cup	1:17.678	1:19.631	3.898	4	10:18.123
11	66	JOEL LOZANO SOLA	SM Pro	1:17.796	1:20.891	4.016	3	6:41.300
12	17	GERARD BAILO PELEGRIN	SM Cup	1:18.241	1:18.865	4.461	6	10:00.847
13	21	JOAN SARDANYONS	SM Cup	1:18.327	1:18.471	4.547	7	11:01.278
14	86	JOAN TEIXIDO BONJOCH	SM Cup	1:21.017	1:21.591	7.237	6	11:03.073
15	25	ARTURO CANDELA CLARET	SM Cup	1:21.030	1:21.939	7.250	5	9:36.162
16	72	JAUME FERRER CAMPRUBI	SM Cup	1:21.123	1:22.190	7.343	5	11:10.836
17	52	LLUIS MONTALA CRUZ	SM Cup	1:21.876	1:23.800	8.096	6	11:07.977
18	32	JAN LOPEZ ESPINOS	SM Cup	1:23.543	1:23.727	9.763	4	7:54.872
19	28	ISAAC ALBARRAL LOPEZ	SM Cup	1:28.170	1:30.606	14.390	3	8:06.696
20	195	NIL DURA ROUMENS	SM Cup	1:28.188	1:34.549	14.408	4	10:51.036

**SUPERMOTARD OSONA**
**Clasificado por mejor tiempo de vuelta**

SM CUP-SM PRO

CIRCUIT D' OSONA 1,200 km

ENTRENOS CRONO 1

14/11/2010 09:15

Clasificación (10:00 Tiempo) iniciado a 9:15:02

Pos.	Nº	Nombre	Clase	Mejor Tm	2º Mejor	Dif. resp. 1º	Vueltas	Total Tº
<b>SM Cup</b>								
1	33	RUBEN RODRIGUEZ DIAZ	SM Cup	1:15.090	1:15.695		7	10:29.242
2	12	VICTOR ALGUACIL PARDO	SM Cup	1:16.812	1:17.638	1.722	6	10:45.486
3	71	JAVIER GONZALEZ MATEO	SM Cup	1:16.895	1:17.653	1.805	5	10:24.098
4	18	ORIOL MARTINELL PALOMO	SM Cup	1:17.643	1:18.432	2.553	6	11:14.617
5	57	JOEL BERNADES BORDA	SM Cup	1:17.678	1:19.631	2.588	4	10:18.123
6	17	GERARD BAILO PELEGRIN	SM Cup	1:18.241	1:18.865	3.151	6	10:00.847
7	21	JOAN SARDANYONS	SM Cup	1:18.327	1:18.471	3.237	7	11:01.278
8	86	JOAN TEIXIDO BONJOCH	SM Cup	1:21.017	1:21.591	5.927	6	11:03.073
9	25	ARTURO CANDELA CLARET	SM Cup	1:21.030	1:21.939	5.940	5	9:36.162
10	72	JAUME FERRER CAMPRUBI	SM Cup	1:21.123	1:22.190	6.033	5	11:10.836
11	52	LLUIS MONTALA CRUZ	SM Cup	1:21.876	1:23.800	6.786	6	11:07.977
12	32	JAN LOPEZ ESPINOS	SM Cup	1:23.543	1:23.727	8.453	4	7:54.872
13	28	ISAAC ALBARRAL LOPEZ	SM Cup	1:28.170	1:30.606	13.080	3	8:06.696
14	195	NIL DURA ROUMENS	SM Cup	1:28.188	1:34.549	13.098	4	10:51.036
<b>SM Pro</b>								
1	55	GASTON GARCIA BLASCO	SM Pro	1:13.780	1:14.368		6	10:16.837
2	16	DAVID GIMENEZ LOPEZ	SM Pro	1:14.460	1:15.857	0.680	6	10:13.623
3	22	JOAN LLADOS SOLE	SM Pro	1:14.666	1:15.625	0.886	6	9:42.159
4	128	MARTI PUIGRODON	SM Pro	1:15.915	1:16.595	2.135	6	10:02.650
5	79	JOSEP PIEDRA JUAN	SM Pro	1:16.893	1:17.126	3.113	5	10:52.649
6	66	JOEL LOZANO SOLA	SM Pro	1:17.796	1:20.891	4.016	3	6:41.300

SUPERMOTARD OSONA

SM CUP-SM PRO

CIRCUIT D' OSONA 1,200 km

ENTRENOS CRONO 1

14/11/2010 09:15

Clasificación (10:00 Tiempo) iniciado a 9:15:02

Vuelta	empo de vuelta	Dif. resp. 1°	Hora del día
<b>(55) GASTON GARCIA BLASCO</b>			
1	1:28.680	+14.900	9:19:01.985
2	1:14.756	+0.976	9:20:16.741
3	1:15.307	+1.527	9:21:32.048
4	1:14.368	+0.588	9:22:46.416
5	<b>1:13.780</b>		9:24:00.196
6	1:19.454	+5.674	9:25:19.650

Vuelta	empo de vuelta	Dif. resp. 1°	Hora del día
<b>(16) DAVID GIMENEZ LOPEZ</b>			
1	1:21.141	+6.681	9:18:16.084
2	1:17.096	+2.636	9:19:33.180
3	1:36.080	+21.620	9:21:09.260
4	1:15.857	+1.397	9:22:25.117
5	1:36.859	+22.399	9:24:01.976
6	<b>1:14.460</b>		9:25:16.436

Vuelta	empo de vuelta	Dif. resp. 1°	Hora del día
<b>(22) JOAN LLADOS SOLE</b>			
1	1:31.141	+16.475	9:18:13.240
2	1:19.691	+5.025	9:19:32.931
3	1:25.005	+10.339	9:20:57.936
4	1:16.745	+2.079	9:22:14.681
5	1:15.625	+0.959	9:23:30.306
6	<b>1:14.666</b>		9:24:44.972

Vuelta	empo de vuelta	Dif. resp. 1°	Hora del día
<b>(33) RUBEN RODRIGUEZ DIAZ</b>			
1	1:25.219	+10.129	9:17:52.494
2	1:18.339	+3.249	9:19:10.833
3	1:18.247	+3.157	9:20:29.080
4	1:15.695	+0.605	9:21:44.775
5	1:16.319	+1.229	9:23:01.094
6	1:15.871	+0.781	9:24:16.965
7	<b>1:15.090</b>		9:25:32.055

Vuelta	empo de vuelta	Dif. resp. 1°	Hora del día
<b>(128) MARTI PUIGRODON</b>			
1	1:20.828	+4.913	9:18:27.711
2	1:19.063	+3.148	9:19:46.774
3	1:16.595	+0.680	9:21:03.369
4	1:29.139	+13.224	9:22:32.508
5	1:17.040	+1.125	9:23:49.548
6	<b>1:15.915</b>		9:25:05.463

Vuelta	empo de vuelta	Dif. resp. 1°	Hora del día
<b>(12) VICTOR ALGUACIL PARDO</b>			
1	1:24.033	+7.221	9:18:11.089
2	1:19.974	+3.162	9:19:31.063
3	1:17.638	+0.826	9:20:48.701
4	<b>1:16.812</b>		9:22:05.513
5	2:18.786	+1:01.974	9:24:24.299
6	1:24.000	+7.188	9:25:48.299

Vuelta	empo de vuelta	Dif. resp. 1°	Hora del día
<b>(79) JOSEP PIEDRA JUAN</b>			
1	1:21.165	+4.272	9:20:20.684
2	1:17.539	+0.646	9:21:38.223
3	1:17.126	+0.233	9:22:55.349
4	<b>1:16.893</b>		9:24:12.242
5	1:43.220	+26.327	9:25:55.462

Vuelta	empo de vuelta	Dif. resp. 1°	Hora del día
<b>(71) JAVIER GONZALEZ MATEO</b>			
1	1:22.397	+5.502	9:19:54.431
2	1:18.259	+1.364	9:21:12.690
3	1:17.653	+0.758	9:22:30.343
4	1:39.673	+22.778	9:24:10.016
5	<b>1:16.895</b>		9:25:26.911

Vuelta	empo de vuelta	Dif. resp. 1°	Hora del día
<b>(18) ORIOL MARTINELL PALOMO</b>			
1	1:23.674	+6.031	9:19:41.173

Vuelta	empo de vuelta	Dif. resp. 1°	Hora del día
2	1:21.673	+4.030	9:21:02.846
3	1:18.432	+0.789	9:22:21.278
4	1:19.322	+1.679	9:23:40.600
5	1:19.187	+1.544	9:24:59.787
6	<b>1:17.643</b>		9:26:17.430

Vuelta	empo de vuelta	Dif. resp. 1°	Hora del día
<b>(57) JOEL BERNADES BORDA</b>			
1	1:20.496	+2.818	9:20:51.167
2	1:52.460	+34.782	9:22:43.627
3	1:19.631	+1.953	9:24:03.258
4	<b>1:17.678</b>		9:25:20.936

Vuelta	empo de vuelta	Dif. resp. 1°	Hora del día
<b>(66) JOEL LOZANO SOLA</b>			
1	1:20.891	+3.095	9:18:35.033
2	<b>1:17.796</b>		9:19:52.829
3	1:51.284	+33.488	9:21:44.113

Vuelta	empo de vuelta	Dif. resp. 1°	Hora del día
<b>(17) GERARD BAILO PELEGRIN</b>			
1	1:23.835	+5.594	9:18:04.722
2	1:24.495	+6.254	9:19:29.217
3	1:18.865	+0.624	9:20:48.082
4	1:19.249	+1.008	9:22:07.331
5	<b>1:18.241</b>		9:23:25.572
6	1:38.088	+19.847	9:25:03.660

Vuelta	empo de vuelta	Dif. resp. 1°	Hora del día
<b>(21) JOAN SARDANYONS</b>			
1	1:20.461	+2.134	9:18:06.151
2	1:20.603	+2.276	9:19:26.754
3	1:19.737	+1.410	9:20:46.491
4	1:20.537	+2.210	9:22:07.028
5	1:18.471	+0.144	9:23:25.499
6	1:20.265	+1.938	9:24:45.764
7	<b>1:18.327</b>		9:26:04.091

Vuelta	empo de vuelta	Dif. resp. 1°	Hora del día
<b>(86) JOAN TEIXIDO BONJOCH</b>			
1	1:25.157	+4.140	9:19:09.400
2	1:24.609	+3.592	9:20:34.009
3	1:23.840	+2.823	9:21:57.849
4	<b>1:21.017</b>		9:23:18.866
5	1:21.591	+0.574	9:24:40.457
6	1:25.429	+4.412	9:26:05.886

Vuelta	empo de vuelta	Dif. resp. 1°	Hora del día
<b>(25) ARTURO CANDELA CLARET</b>			
1	1:25.485	+4.455	9:19:08.555
2	1:23.646	+2.616	9:20:32.201
3	1:23.805	+2.775	9:21:56.006
4	1:21.939	+0.909	9:23:17.945
5	<b>1:21.030</b>		9:24:38.975

Vuelta	empo de vuelta	Dif. resp. 1°	Hora del día
<b>(72) JAUME FERRER CAMPRUBI</b>			
1	1:22.972	+1.849	9:20:42.389
2	1:24.105	+2.982	9:22:06.494
3	1:23.842	+2.719	9:23:30.336
4	1:22.190	+1.067	9:24:52.526
5	<b>1:21.123</b>		9:26:13.649

Vuelta	empo de vuelta	Dif. resp. 1°	Hora del día
<b>(52) LLUIS MONTALA CRUZ</b>			
1	1:27.170	+5.294	9:19:07.243
2	1:24.194	+2.318	9:20:31.437
3	1:28.532	+6.656	9:21:59.969
4	1:23.800	+1.924	9:23:23.769
5	1:25.145	+3.269	9:24:48.914
6	<b>1:21.876</b>		9:26:10.790

Vuelta	empo de vuelta	Dif. resp. 1°	Hora del día
<b>(32) JAN LOPEZ ESPINOS</b>			
1	1:23.727	+0.184	9:18:42.962

**SUPERMOTARD OSONA**

**Clasificado por mejor tiempo de vuelta**

SM CUP-SM PRO

CIRCUIT D' OSONA 1,200 km

ENTRENOS CRONO 2

14/11/2010 10:05

Clasificación (15:00 Tiempo) iniciado a 10:05:05

Pos.	Nº	Nombre	Clase	Mejor Tm	2º Mejor	Dif. resp. 1º	Vueltas	Total Tº
1	55	GASTON GARCIA BLASCO	SM Pro	1:11.881	1:12.203		12	16:13.132
2	22	JOAN LLADOS SOLE	SM Pro	1:12.250	1:12.606	0.369	11	16:22.897
3	33	RUBEN RODRIGUEZ DIAZ	SM Cup	1:12.504	1:12.593	0.623	12	16:11.372
4	16	DAVID GIMENEZ LOPEZ	SM Pro	1:13.099	1:13.354	1.218	11	15:52.520
5	79	JOSEP PIEDRA JUAN	SM Pro	1:13.836	1:14.154	1.955	11	16:04.943
6	21	JOAN SARDANYONS	SM Cup	1:13.846	1:14.029	1.965	11	15:13.642
7	12	VICTOR ALGUACIL PARDO	SM Cup	1:14.046	1:14.068	2.165	11	15:54.407
8	128	MARTI PUIGRODON	SM Pro	1:14.363	1:14.511	2.482	11	16:33.353
9	66	JOEL LOZANO SOLA	SM Pro	1:14.373	1:14.553	2.492	8	12:00.174
10	71	JAVIER GONZALEZ MATEO	SM Cup	1:14.726	1:14.978	2.845	10	16:13.401
11	57	JOEL BERNADES BORDA	SM Cup	1:14.882	1:15.026	3.001	11	15:56.375
12	17	GERARD BAILO PELEGRIN	SM Cup	1:15.270	1:15.597	3.389	11	15:36.887
13	18	ORIOL MARTINELL PALOMO	SM Cup	1:16.021	1:16.222	4.140	9	15:19.069
14	29	RUBEN RUIZ ARANDA	SM Cup	1:17.131	1:17.281	5.250	11	16:02.029
15	86	JOAN TEIXIDO BONJOCH	SM Cup	1:18.532	1:18.642	6.651	11	16:12.676
16	72	JAUME FERRER CAMPRUBI	SM Cup	1:18.632	1:18.791	6.751	11	16:15.625
17	52	LLUIS MONTALA CRUZ	SM Cup	1:20.350	1:20.612	8.469	9	14:05.291
18	32	JAN LOPEZ ESPINOS	SM Cup	1:21.068	1:22.884	9.187	10	16:38.748
19	25	ARTURO CANDELA CLARET	SM Cup	1:21.274	1:21.278	9.393	5	9:08.717
20	195	NIL DURA ROUMENS	SM Cup	1:22.207	1:22.547	10.326	10	16:06.783
21	28	ISAAC ALBARRAL LOPEZ	SM Cup	1:22.343	1:22.757	10.462	8	14:33.832

**SUPERMOTARD OSONA**
**Clasificado por mejor tiempo de vuelta**

SM CUP-SM PRO

CIRCUIT D' OSONA 1,200 km

ENTRENOS CRONO 2

14/11/2010 10:05

Clasificación (15:00 Tiempo) iniciado a 10:05:05

Pos.	Nº	Nombre	Clase	Mejor Tm	2º Mejor	Dif. resp. 1º	Vueltas	Total Tº
<b>SM Cup</b>								
1	33	RUBEN RODRIGUEZ DIAZ	SM Cup	1:12.504	1:12.593		12	16:11.372
2	21	JOAN SARDANYONS	SM Cup	1:13.846	1:14.029	1.342	11	15:13.642
3	12	VICTOR ALGUACIL PARDO	SM Cup	1:14.046	1:14.068	1.542	11	15:54.407
4	71	JAVIER GONZALEZ MATEO	SM Cup	1:14.726	1:14.978	2.222	10	16:13.401
5	57	JOEL BERNADES BORDA	SM Cup	1:14.882	1:15.026	2.378	11	15:56.375
6	17	GERARD BAILO PELEGRIN	SM Cup	1:15.270	1:15.597	2.766	11	15:36.887
7	18	ORIOL MARTINELL PALOMO	SM Cup	1:16.021	1:16.222	3.517	9	15:19.069
8	29	RUBEN RUIZ ARANDA	SM Cup	1:17.131	1:17.281	4.627	11	16:02.029
9	86	JOAN TEIXIDO BONJOCH	SM Cup	1:18.532	1:18.642	6.028	11	16:12.676
10	72	JAUME FERRER CAMPRUBI	SM Cup	1:18.632	1:18.791	6.128	11	16:15.625
11	52	LLUIS MONTALA CRUZ	SM Cup	1:20.350	1:20.612	7.846	9	14:05.291
12	32	JAN LOPEZ ESPINOS	SM Cup	1:21.068	1:22.884	8.564	10	16:38.748
13	25	ARTURO CANDELA CLARET	SM Cup	1:21.274	1:21.278	8.770	5	9:08.717
14	195	NIL DURA ROUMENS	SM Cup	1:22.207	1:22.547	9.703	10	16:06.783
15	28	ISAAC ALBARRAL LOPEZ	SM Cup	1:22.343	1:22.757	9.839	8	14:33.832
<b>SM Pro</b>								
1	55	GASTON GARCIA BLASCO	SM Pro	1:11.881	1:12.203		12	16:13.132
2	22	JOAN LLADOS SOLE	SM Pro	1:12.250	1:12.606	0.369	11	16:22.897
3	16	DAVID GIMENEZ LOPEZ	SM Pro	1:13.099	1:13.354	1.218	11	15:52.520
4	79	JOSEP PIEDRA JUAN	SM Pro	1:13.836	1:14.154	1.955	11	16:04.943
5	128	MARTI PUIGRODON	SM Pro	1:14.363	1:14.511	2.482	11	16:33.353
6	66	JOEL LOZANO SOLA	SM Pro	1:14.373	1:14.553	2.492	8	12:00.174





SUPERMOTARD OSONA

SM CUP-SM PRO

CIRCUIT D' OSONA 1,200 km

ENTRENOS CRONO 2

14/11/2010 10:05

Clasificación (15:00 Tiempo) iniciado a 10:05:05

Vuelta	empo de vuelta	Dif. resp. 1°	Hora del día
6	1:23.378	+4.746	10:14:38.713
7	<b>1:18.632</b>		10:15:57.345
8	1:18.791	+0.159	10:17:16.136
9	1:21.360	+2.728	10:18:37.496
10	1:22.147	+3.515	10:19:59.643
11	1:21.577	+2.945	10:21:21.220

(52) LLUIS MONTALA CRUZ

1	1:22.812	+2.462	10:08:02.834
2	1:25.546	+5.196	10:09:28.380
3	1:20.687	+0.337	10:10:49.067
4	<b>1:20.350</b>		10:12:09.417
5	1:26.943	+6.593	10:13:36.360
6	1:20.612	+0.262	10:14:56.972
7	1:25.235	+4.885	10:16:22.207
8	1:20.979	+0.629	10:17:43.186
9	1:27.700	+7.350	10:19:10.886

(32) JAN LOPEZ ESPINOS

1	1:23.131	+2.063	10:08:01.651
2	<b>1:21.068</b>		10:09:22.719
3	1:23.040	+1.972	10:10:45.759
4	1:22.884	+1.816	10:12:08.643
5	1:55.209	+34.141	10:14:03.852
6	1:28.942	+7.874	10:15:32.794
7	1:23.702	+2.634	10:16:56.496
8	1:38.906	+17.838	10:18:35.402
9	1:29.101	+8.033	10:20:04.503
10	1:39.840	+18.772	10:21:44.343

(25) ARTURO CANDELA CLARET

1	1:22.464	+1.190	10:08:47.335
2	1:22.917	+1.643	10:10:10.252
3	<b>1:21.274</b>		10:11:31.526
4	1:21.508	+0.234	10:12:53.034
5	1:21.278	+0.004	10:14:14.312

(195) NIL DURA ROUMENS

1	1:27.219	+5.012	10:08:20.091
2	1:25.083	+2.876	10:09:45.174
3	1:23.352	+1.145	10:11:08.526
4	1:23.616	+1.409	10:12:32.142
5	1:26.618	+4.411	10:13:58.760
6	1:22.547	+0.340	10:15:21.307
7	1:23.511	+1.304	10:16:44.818
8	<b>1:22.207</b>		10:18:07.025
9	1:24.601	+2.394	10:19:31.626
10	1:40.752	+18.545	10:21:12.378

(28) ISAAC ALBARRAL LOPEZ

1	1:56.149	+33.806	10:08:44.186
2	1:33.615	+11.272	10:10:17.801
3	1:32.867	+10.524	10:11:50.668
4	1:22.974	+0.631	10:13:13.642
5	1:27.349	+5.006	10:14:40.991
6	1:22.757	+0.414	10:16:03.748
7	<b>1:22.343</b>		10:17:26.091
8	2:13.336	+50.993	10:19:39.427

Vuelta empo de vuelta Dif. resp. 1° Hora del día

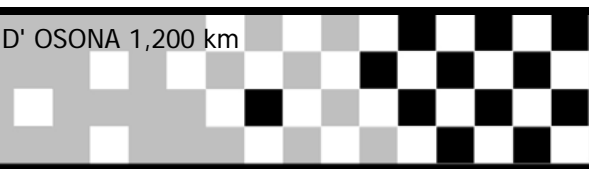
Vuelta empo de vuelta Dif. resp. 1° Hora del día

**SUPERMOTARD OSONA**

SM CUP-SM PRO

CIRCUIT D' OSONA 1,200 km

SCRATCH CRONO



Pos.	Nº Nombre	Model/Engine	Mejor Tº total	R1. Mejor Tm	R2. Mejor Tm
1	55 GASTON GARCIA BLASCO	HONDA	1:11.881	1:13.780	1:11.881
2	22 JOAN LLADOS SOLE	SUZUKI	1:12.250	1:14.666	1:12.250
3	33 RUBEN RODRIGUEZ DIAZ	SUZUKI	1:12.504	1:15.090	1:12.504
4	16 DAVID GIMENEZ LOPEZ	SUZUKI	1:13.099	1:14.460	1:13.099
5	79 JOSEP PIEDRA JUAN	HONDA	1:13.836	1:16.893	1:13.836
6	21 JOAN SARDANYONS		1:13.846	1:18.327	1:13.846
7	12 VICTOR ALGUACIL PARDO	HONDA	1:14.046	1:16.812	1:14.046
8	128 MARTI PUIGRODON	HONDA	1:14.363	1:15.915	1:14.363
9	66 JOEL LOZANO SOLA	YAMAHA	1:14.373	1:17.796	1:14.373
10	71 JAVIER GONZALEZ MATEO	KAWASAKI	1:14.726	1:16.895	1:14.726
11	57 JOEL BERNADES BORDA	SUZUKI	1:14.882	1:17.678	1:14.882
12	17 GERARD BAILO PELEGRIN	HONDA	1:15.270	1:18.241	1:15.270
13	18 ORIOL MARTINELL PALOMO	SUZUKI	1:16.021	1:17.643	1:16.021
14	29 RUBEN RUIZ ARANDA	HONDA	1:17.131		1:17.131
15	86 JOAN TEIXIDO BONJOCH	KTM	1:18.532	1:21.017	1:18.532
16	72 JAUME FERRER CAMPRUBI	YAMAHA	1:18.632	1:21.123	1:18.632
17	52 LLUIS MONTALA CRUZ	BMW	1:20.350	1:21.876	1:20.350
18	25 ARTURO CANDELA CLARET	HONDA	1:21.030	1:21.030	1:21.274
19	32 JAN LOPEZ ESPINOS	SUZUKI	1:21.068	1:23.543	1:21.068
20	195 NIL DURA ROUMENS	HONDA	1:22.207	1:28.188	1:22.207
21	28 ISAAC ALBARRAL LOPEZ	SIN MARCA	1:22.343	1:28.170	1:22.343

**SUPERMOTARD OSONA**
**Clasificado por vueltas**

SM CUP-SM PRO

CIRCUIT D' OSONA 1,200 km

1 MANGA

14/11/2010 11:15

Carrera (12:00 y 2 Vueltas) iniciado a 11:18:56

Pos.	N°	Nombre	Clase	Vueltas	Mejor Tm	Dif. resp. 1°	Dif. resp. anterior	Total T°	Model/Engine	Puntos
1	55	GASTON GARCIA BLASCO	SM Pro	12	1:11.790			14:27.598	HONDA	25
2	66	JOEL LOZANO SOLA	SM Pro	12	1:11.278	0.573	0.573	14:28.171	YAMAHA	20
3	22	JOAN LLADOS SOLE	SM Pro	12	1:11.774	5.257	4.684	14:32.855	SUZUKI	16
4	16	DAVID GIMENEZ LOPEZ	SM Pro	12	1:12.571	22.900	17.643	14:50.498	SUZUKI	13
5	128	MARTI PUIGRODON	SM Pro	12	1:13.176	30.720	7.820	14:58.318	HONDA	11
6	79	JOSEP PIEDRA JUAN	SM Pro	12	1:13.159	31.225	0.505	14:58.823	HONDA	10
7	33	RUBEN RODRIGUEZ DIAZ	SM Cup	12	1:12.898	47.325	16.100	15:14.923	SUZUKI	25
8	21	JOAN SARDANYONS	SM Cup	12	1:14.220	59.082	11.757	15:26.680		20
9	18	ORIOL MARTINELL PALOMO	SM Cup	12	1:14.375	59.806	0.724	15:27.404	SUZUKI	16
10	71	JAVIER GONZALEZ MATEO	SM Cup	12	1:14.629	1:00.549	0.743	15:28.147	KAWASAKI	13
11	12	VICTOR ALGUACIL PARDO	SM Cup	12	1:13.321	1:00.967	0.418	15:28.565	HONDA	11
12	57	JOEL BERNADES BORDA	SM Cup	12	1:14.686	1:01.555	0.588	15:29.153	SUZUKI	10
13	17	GERARD BAILO PELEGRIN	SM Cup	12	1:14.289	1:02.597	1.042	15:30.195	HONDA	9
14	29	RUBEN RUIZ ARANDA	SM Cup	12	1:14.870	1:12.962	10.365	15:40.560	HONDA	8
15	86	JOAN TEIXIDO BONJOCH	SM Cup	11	1:16.527	1 Vuelta	1 Vuelta	14:41.930	KTM	7
16	72	JAUME FERRER CAMPRUBI	SM Cup	11	1:16.568	1 Vuelta	3.203	14:45.133	YAMAHA	6
17	52	LLUIS MONTALA CRUZ	SM Cup	11	1:17.422	1 Vuelta	6.678	14:51.811	BMW	5
18	25	ARTURO CANDELA CLARET	SM Cup	11	1:18.361	1 Vuelta	19.006	15:10.817	HONDA	4
19	32	JAN LOPEZ ESPINOS	SM Cup	11	1:18.263	1 Vuelta	41.226	15:52.043	SUZUKI	3
20	195	NIL DURA ROUMENS	SM Cup	10	1:21.177	2 Vueltas	1 Vuelta	14:30.606	HONDA	2
21	28	ISAAC ALBARRAL LOPEZ	SM Cup	10	1:21.997	2 Vueltas	25.179	14:55.785	SIN MARCA	1

Márgen de victoria	Velocidad media	Mejor t° de vuelta	Mejor Vel.	Mejor vuelta para
0.573	59,751	1:11.278	60,608	66 - JOEL LOZANO SOLA

**SUPERMOTARD OSONA**
**Clasificado por vueltas**

SM CUP-SM PRO

CIRCUIT D' OSONA 1,200 km

1 MANGA

14/11/2010 11:15

Carrera (12:00 y 2 Vueltas) iniciado a 11:18:56

Pos.	N°	Nombre	Clase	Vueltas	Mejor Tm	Dif. resp. 1°	Dif. resp. anterior	Total T°	Model/Engine	Puntos
<b>SM Cup</b>										
1	33	RUBEN RODRIGUEZ DIAZ	SM Cup	12	1:12.898			15:14.923	SUZUKI	25
2	21	JOAN SARDANYONS	SM Cup	12	1:14.220	11.757	11.757	15:26.680		20
3	18	ORIOI MARTINELL PALOMO	SM Cup	12	1:14.375	12.481	0.724	15:27.404	SUZUKI	16
4	71	JAVIER GONZALEZ MATEO	SM Cup	12	1:14.629	13.224	0.743	15:28.147	KAWASAKI	13
5	12	VICTOR ALGUACIL PARDO	SM Cup	12	1:13.321	13.642	0.418	15:28.565	HONDA	11
6	57	JOEL BERNADES BORDA	SM Cup	12	1:14.686	14.230	0.588	15:29.153	SUZUKI	10
7	17	GERARD BAILO PELEGRIN	SM Cup	12	1:14.289	15.272	1.042	15:30.195	HONDA	9
8	29	RUBEN RUIZ ARANDA	SM Cup	12	1:14.870	25.637	10.365	15:40.560	HONDA	8
9	86	JOAN TEIXIDO BONJOCH	SM Cup	11	1:16.527	1 Vuelta	1 Vuelta	14:41.930	KTM	7
10	72	JAUME FERRER CAMPRUBI	SM Cup	11	1:16.568	1 Vuelta	3.203	14:45.133	YAMAHA	6
11	52	LLUIS MONTALA CRUZ	SM Cup	11	1:17.422	1 Vuelta	6.678	14:51.811	BMW	5
12	25	ARTURO CANDELA CLARET	SM Cup	11	1:18.361	1 Vuelta	19.006	15:10.817	HONDA	4
13	32	JAN LOPEZ ESPINOS	SM Cup	11	1:18.263	1 Vuelta	41.226	15:52.043	SUZUKI	3
14	195	NIL DURA ROUMENS	SM Cup	10	1:21.177	2 Vueltas	1 Vuelta	14:30.606	HONDA	2
15	28	ISAAC ALBARRAL LOPEZ	SM Cup	10	1:21.997	2 Vueltas	25.179	14:55.785	SIN MARCA	1
<b>SM Pro</b>										
1	55	GASTON GARCIA BLASCO	SM Pro	12	1:11.790			14:27.598	HONDA	25
2	66	JOEL LOZANO SOLA	SM Pro	12	1:11.278	0.573	0.573	14:28.171	YAMAHA	20
3	22	JOAN LLADOS SOLE	SM Pro	12	1:11.774	5.257	4.684	14:32.855	SUZUKI	16
4	16	DAVID GIMENEZ LOPEZ	SM Pro	12	1:12.571	22.900	17.643	14:50.498	SUZUKI	13
5	128	MARTI PUIGRODON	SM Pro	12	1:13.176	30.720	7.820	14:58.318	HONDA	11
6	79	JOSEP PIEDRA JUAN	SM Pro	12	1:13.159	31.225	0.505	14:58.823	HONDA	10

Márgen de victoria	Velocidad media	Mejor t° de vuelta	Mejor Vel.	Mejor vuelta para
0.573	59,751	1:11.278	60,608	66 - JOEL LOZANO SOLA

**SUPERMOTARD OSONA**

SM CUP-SM PRO

CIRCUIT D' OSONA 1,200 km

1 MANGA

14/11/2010 11:15

Carrera (12:00 y 2 Vueltas) iniciado a 11:18:56

Vuelta	empo de vuelta	Dif. resp. 1°	Hora del día	Vuelta	empo de vuelta	Dif. resp. 1°	Hora del día	Vuelta	empo de vuelta	Dif. resp. 1°	Hora del día
<b>(55) GASTON GARCIA BLASCO</b>				<b>(79) JOSEP PIEDRA JUAN</b>				<b>(12) VICTOR ALGUACIL PARDO</b>			
1			11:20:10.101	1			11:20:11.824	1			11:20:34.421
2	1:12.421	+0.631	11:21:22.522	2	1:13.594	+0.435	11:21:25.418	2	1:13.461	+0.140	11:21:47.882
3	1:12.729	+0.939	11:22:35.251	3	1:21.306	+8.147	11:22:46.724	3	<b>1:13.321</b>		11:23:01.203
4	1:12.029	+0.239	11:23:47.280	4	<b>1:13.159</b>		11:23:59.883	4	1:13.696	+0.375	11:24:14.899
5	1:12.137	+0.347	11:24:59.417	5	1:14.228	+1.069	11:25:14.111	5	1:13.900	+0.579	11:25:28.799
6	1:12.282	+0.492	11:26:11.699	6	1:14.425	+1.266	11:26:28.536	6	1:27.261	+13.940	11:26:56.060
7	1:11.874	+0.084	11:27:23.573	7	1:14.797	+1.638	11:27:43.333	7	1:14.177	+0.856	11:28:10.237
8	1:12.473	+0.683	11:28:36.046	8	1:13.595	+0.436	11:28:56.928	8	1:14.413	+1.092	11:29:24.650
9	1:11.847	+0.057	11:29:47.893	9	1:14.279	+1.120	11:30:11.207	9	1:14.489	+1.168	11:30:39.139
10	<b>1:11.790</b>		11:30:59.683	10	1:15.138	+1.979	11:31:26.345	10	1:15.078	+1.757	11:31:54.217
11	1:12.149	+0.359	11:32:11.832	11	1:14.537	+1.378	11:32:40.882	11	1:14.743	+1.422	11:33:08.960
12	1:12.034	+0.244	11:33:23.866	12	1:14.209	+1.050	11:33:55.091	12	1:15.873	+2.552	11:34:24.833
<b>(66) JOEL LOZANO SOLA</b>				<b>(33) RUBEN RODRIGUEZ DIAZ</b>				<b>(57) JOEL BERNADES BORDA</b>			
1			11:20:12.435	1			11:20:33.365	1			11:20:37.253
2	1:12.539	+1.261	11:21:24.974	2	1:13.281	+0.383	11:21:46.646	2	<b>1:14.686</b>		11:21:51.939
3	1:11.593	+0.315	11:22:36.567	3	<b>1:12.898</b>		11:22:59.544	3	1:14.969	+0.283	11:23:06.908
4	1:12.001	+0.723	11:23:48.568	4	1:12.905	+0.007	11:24:12.449	4	1:15.572	+0.886	11:24:22.480
5	1:12.150	+0.872	11:25:00.718	5	1:13.042	+0.144	11:25:25.491	5	1:14.983	+0.297	11:25:37.463
6	1:11.865	+0.587	11:26:12.583	6	1:13.796	+0.898	11:26:39.287	6	1:16.531	+1.845	11:26:53.994
7	1:11.908	+0.630	11:27:24.491	7	1:14.917	+2.019	11:27:54.204	7	1:15.298	+0.612	11:28:09.292
8	1:12.571	+1.293	11:28:37.062	8	1:14.494	+1.596	11:29:08.698	8	1:14.865	+0.179	11:29:24.157
9	1:12.334	+1.056	11:29:49.396	9	1:14.255	+1.357	11:30:22.953	9	1:14.846	+0.160	11:30:39.003
10	<b>1:11.278</b>		11:31:00.674	10	1:15.293	+2.395	11:31:38.246	10	1:16.110	+1.424	11:31:55.113
11	1:11.966	+0.688	11:32:12.640	11	1:15.377	+2.479	11:32:53.623	11	1:15.065	+0.379	11:33:10.178
12	1:11.799	+0.521	11:33:24.439	12	1:17.568	+4.670	11:34:11.191	12	1:15.243	+0.557	11:34:25.421
<b>(22) JOAN LLADOS SOLE</b>				<b>(21) JOAN SARDANYONS</b>				<b>(17) GERARD BAILO PELEGRIN</b>			
1			11:20:11.026	1			11:20:36.520	1			11:20:41.392
2	1:12.833	+1.059	11:21:23.859	2	1:14.797	+0.577	11:21:51.317	2	1:15.983	+1.694	11:21:57.375
3	1:12.046	+0.272	11:22:35.905	3	1:14.978	+0.758	11:23:06.295	3	1:15.254	+0.965	11:23:12.629
4	1:12.068	+0.294	11:23:47.973	4	1:14.989	+0.769	11:24:21.284	4	1:14.772	+0.483	11:24:27.401
5	<b>1:11.774</b>		11:24:59.747	5	1:15.535	+1.315	11:25:36.819	5	1:14.710	+0.421	11:25:42.111
6	1:12.290	+0.516	11:26:12.037	6	1:15.213	+0.993	11:26:52.032	6	1:15.294	+1.005	11:26:57.405
7	1:11.866	+0.092	11:27:23.903	7	1:14.312	+0.092	11:28:06.344	7	1:15.824	+1.535	11:28:13.229
8	1:12.566	+0.792	11:28:36.469	8	<b>1:14.220</b>		11:29:20.564	8	<b>1:14.289</b>		11:29:27.518
9	1:12.476	+0.702	11:29:48.945	9	1:14.543	+0.323	11:30:35.107	9	1:14.534	+0.245	11:30:42.052
10	1:12.917	+1.143	11:31:01.862	10	1:14.634	+0.414	11:31:49.741	10	1:14.748	+0.459	11:31:56.800
11	1:13.092	+1.318	11:32:14.954	11	1:14.595	+0.375	11:33:04.336	11	1:14.757	+0.468	11:33:11.557
12	1:14.169	+2.395	11:33:29.123	12	1:18.612	+4.392	11:34:22.948	12	1:14.906	+0.617	11:34:26.463
<b>(16) DAVID GIMENEZ LOPEZ</b>				<b>(18) ORIOL MARTINELL PALOMO</b>				<b>(29) RUBEN RUIZ ARANDA</b>			
1			11:20:12.756	1			11:20:38.026	1			11:20:39.143
2	1:13.128	+0.557	11:21:25.884	2	1:14.416	+0.041	11:21:52.442	2	1:15.883	+1.013	11:21:55.026
3	1:13.731	+1.160	11:22:39.615	3	1:14.754	+0.379	11:23:07.196	3	1:15.423	+0.553	11:23:10.449
4	<b>1:12.571</b>		11:23:52.186	4	1:15.544	+1.169	11:24:22.740	4	1:14.933	+0.063	11:24:25.382
5	1:12.825	+0.254	11:25:05.011	5	1:15.134	+0.759	11:25:37.874	5	<b>1:14.870</b>		11:25:40.252
6	1:12.831	+0.260	11:26:17.842	6	1:15.952	+1.577	11:26:53.826	6	1:16.795	+1.925	11:26:57.047
7	1:13.147	+0.576	11:27:30.989	7	1:14.891	+0.516	11:28:08.717	7	1:16.808	+1.938	11:28:13.855
8	1:13.573	+1.002	11:28:44.562	8	1:14.835	+0.460	11:29:23.552	8	1:16.802	+1.932	11:29:30.657
9	1:14.106	+1.535	11:29:58.668	9	<b>1:14.375</b>		11:30:37.927	9	1:15.726	+0.856	11:30:46.383
10	1:13.848	+1.277	11:31:12.516	10	1:15.463	+1.088	11:31:53.390	10	1:16.747	+1.877	11:32:03.130
11	1:15.138	+2.567	11:32:27.654	11	1:14.834	+0.459	11:33:08.224	11	1:16.706	+1.836	11:33:19.836
12	1:19.112	+6.541	11:33:46.766	12	1:15.448	+1.073	11:34:23.672	12	1:16.992	+2.122	11:34:36.828
<b>(128) MARTI PUIGRODON</b>				<b>(71) JAVIER GONZALEZ MATEO</b>				<b>(86) JOAN TEIXIDO BONJOCH</b>			
1			11:20:13.451	1			11:20:35.729	1			11:20:39.143
2	1:13.213	+0.037	11:21:26.664	2	1:15.145	+0.516	11:21:50.874	2	1:15.883	+1.013	11:21:55.026
3	1:13.303	+0.127	11:22:39.967	3	1:15.076	+0.447	11:23:05.950	3	1:15.423	+0.553	11:23:10.449
4	<b>1:13.176</b>		11:23:53.143	4	1:15.192	+0.563	11:24:21.142	4	1:14.933	+0.063	11:24:25.382
5	1:21.425	+8.249	11:25:14.568					5	<b>1:14.870</b>		11:25:40.252
6	1:14.347	+1.171	11:26:28.915					6	1:16.795	+1.925	11:26:57.047
7	1:13.810	+0.634	11:27:42.725					7	1:16.808	+1.938	11:28:13.855
8	1:13.653	+0.477	11:28:56.378					8	1:16.802	+1.932	11:29:30.657

SUPERMOTARD OSONA

SM CUP-SM PRO

CIRCUIT D' OSONA 1,200 km

1 MANGA

14/11/2010 11:15

Carrera (12:00 y 2 Vueltas) iniciado a 11:18:56

Vuelta	empo de vuelta	Dif. resp. 1°	Hora del día
1			11:20:42.374
2	1:17.917	+1.390	11:22:00.291
3	1:17.918	+1.391	11:23:18.209
4	1:16.950	+0.423	11:24:35.159
5	1:17.149	+0.622	11:25:52.308
6	1:17.773	+1.246	11:27:10.081
7	1:17.218	+0.691	11:28:27.299
8	1:16.988	+0.461	11:29:44.287
9	1:20.659	+4.132	11:31:04.946
10	1:16.725	+0.198	11:32:21.671
11	<b>1:16.527</b>		11:33:38.198

(72) JAUME FERRER CAMPRUBI

1			11:20:44.090
2	1:18.460	+1.892	11:22:02.550
3	1:18.229	+1.661	11:23:20.779
4	1:18.706	+2.138	11:24:39.485
5	1:16.702	+0.134	11:25:56.187
6	1:17.621	+1.053	11:27:13.808
7	1:17.168	+0.600	11:28:30.976
8	1:19.342	+2.774	11:29:50.318
9	1:17.581	+1.013	11:31:07.899
10	<b>1:16.568</b>		11:32:24.467
11	1:16.934	+0.366	11:33:41.401

(52) LLUIS MONTALA CRUZ

1			11:20:41.211
2	1:18.466	+1.044	11:21:59.677
3	1:17.549	+0.127	11:23:17.226
4	1:17.539	+0.117	11:24:34.765
5	1:19.003	+1.581	11:25:53.768
6	1:18.347	+0.925	11:27:12.115
7	<b>1:17.422</b>		11:28:29.537
8	1:19.589	+2.167	11:29:49.126
9	1:20.799	+3.377	11:31:09.925
10	1:19.442	+2.020	11:32:29.367
11	1:18.712	+1.290	11:33:48.079

(25) ARTURO CANDELA CLARET

1			11:20:43.817
2	<b>1:18.361</b>		11:22:02.178
3	1:18.390	+0.029	11:23:20.568
4	1:18.639	+0.278	11:24:39.207
5	1:20.131	+1.770	11:25:59.338
6	1:19.546	+1.185	11:27:18.884
7	1:23.135	+4.774	11:28:42.019
8	1:20.826	+2.465	11:30:02.845
9	1:20.279	+1.918	11:31:23.124
10	1:21.827	+3.466	11:32:44.951
11	1:22.134	+3.773	11:34:07.085

(32) JAN LOPEZ ESPINOS

1			11:20:45.206
2	1:19.196	+0.933	11:22:04.402
3	<b>1:18.263</b>		11:23:22.665
4	1:28.615	+10.352	11:24:51.280
5	1:22.441	+4.178	11:26:13.721
6	1:23.619	+5.356	11:27:37.340
7	1:24.357	+6.094	11:29:01.697
8	1:24.715	+6.452	11:30:26.412
9	1:21.674	+3.411	11:31:48.086
10	1:27.963	+9.700	11:33:16.049
11	1:32.262	+13.999	11:34:48.311

(195) NIL DURA ROUMENS

1			11:20:47.904
---	--	--	--------------

Vuelta	empo de vuelta	Dif. resp. 1°	Hora del día
2	1:23.174	+1.997	11:22:11.078
3	1:21.563	+0.386	11:23:32.641
4	<b>1:21.177</b>		11:24:53.818
5	1:26.955	+5.778	11:26:20.773
6	1:25.192	+4.015	11:27:45.965
7	1:23.667	+2.490	11:29:09.632
8	1:22.417	+1.240	11:30:32.049
9	1:28.318	+7.141	11:32:00.367
10	1:26.507	+5.330	11:33:26.874

(28) ISAAC ALBARRAL LOPEZ

1			11:20:49.005
2	1:22.817	+0.820	11:22:11.822
3	1:22.260	+0.263	11:23:34.082
4	<b>1:21.997</b>		11:24:56.079
5	1:27.309	+5.312	11:26:23.388
6	1:24.828	+2.831	11:27:48.216
7	1:22.571	+0.574	11:29:10.787
8	1:22.064	+0.067	11:30:32.851
9	1:50.214	+28.217	11:32:23.065
10	1:28.988	+6.991	11:33:52.053

Vuelta	empo de vuelta	Dif. resp. 1°	Hora del día
--------	----------------	---------------	--------------

**SUPERMOTARD OSONA**

**Vuelta a vuelta**

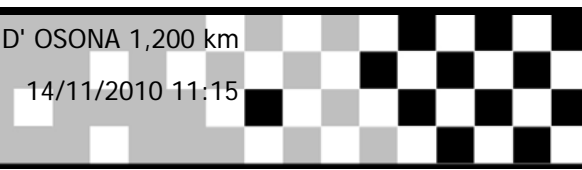
SM CUP-SM PRO

CIRCUIT D' OSONA 1,200 km

1 MANGA

14/11/2010 11:15

Carrera (12:00 y 2 Vueltas) iniciado a 11:18:56



Competidores		Vueltas											
		1	2	3	4	5	6	7	8	9	10	11	12
GASTON GARCIA BLASCO (55)	1	55	55	55	55	55	55	55	55	55	55	55	55
JOAN LLADOS SOLE (22)	2	22	22	22	22	22	22	22	22	22	66	66	66
JOSEP PIEDRA JUAN (79)	3	79	66	66	66	66	66	66	66	66	22	22	22
JOEL LOZANO SOLA (66)	4	66	79	16	16	16	16	16	16	16	16	16	16
DAVID GIMENEZ LOPEZ (16)	5	16	16	128	128	79	79	128	128	128	128	128	128
MARTI PUIGRODON (128)	6	128	128	79	79	128	128	79	79	79	79	79	79
RUBEN RODRIGUEZ DIAZ (33)	7	33	33	33	33	33	33	33	33	33	33	33	33
VICTOR ALGUACIL PARDO (12)	8	12	12	12	12	12	21	21	21	21	21	21	21
JAVIER GONZALEZ MATEO (71)	9	71	71	71	71	71	71	71	71	18	18	18	18
JOAN SARDANYONS (21)	10	21	21	21	21	21	18	18	18	71	71	71	71
JOEL BERNADES BORDA (57)	11	57	57	57	57	57	57	57	57	57	12	12	12
ORIOL MARTINELL PALOMO (18)	12	18	18	18	18	18	12	12	12	12	57	57	57
RUBEN RUIZ ARANDA (29)	13	29	29	29	29	29	29	17	17	17	17	17	17
LLUIS MONTALA CRUZ (52)	14	52	17	17	17	17	17	29	29	29	29	29	29
GERARD BAILO PELEGRIN (17)	15	17	52	52	52	86	86	86	86	86	86	86	86
JOAN TEIXIDO BONJOCH (86)	16	86	86	86	86	52	52	52	52	72	72	72	72
ARTURO CANDELA CLARET (25)	17	25	25	25	25	72	72	72	72	52	52	52	52
JAUME FERRER CAMPRUBI (72)	18	72	72	72	72	25	25	25	25	25	25	25	25
JAN LOPEZ ESPINOS (32)	19	32	32	32	32	32	32	32	32	32	32	32	32
NIL DURA ROUMENS (195)	20	195	195	195	195	195	195	195	195	195	195	195	195
ISAAC ALBARRAL LOPEZ (28)	21	28	28	28	28	28	28	28	28	28	28	28	28

**SUPERMOTARD OSONA**
**Clasificado por vueltas**

SM CUP-SM PRO

CIRCUIT D' OSONA 1,200 km

2 MANGA

14/11/2010 12:45

Carrera (12:00 y 2 Vueltas) iniciado a 12:48:13

Pos.	N°	Nombre	Clase	Vueltas	Mejor Tm	Dif. resp. 1°	Dif. resp. anterior	Total T°	Model/Engine	Puntos
1	66	JOEL LOZANO SOLA	SM Pro	12	1:11.731			14:38.018	YAMAHA	25
2	16	DAVID GIMENEZ LOPEZ	SM Pro	12	1:12.455	2.257	2.257	14:40.275	SUZUKI	20
3	22	JOAN LLADOS SOLE	SM Pro	12	1:12.174	3.045	0.788	14:41.063	SUZUKI	16
4	55	GASTON GARCIA BLASCO	SM Pro	12	1:11.630	12.821	9.776	14:50.839	HONDA	13
5	79	JOSEP PIEDRA JUAN	SM Pro	12	1:12.822	13.124	0.303	14:51.142	HONDA	11
6	128	MARTI PUIGRODON	SM Pro	12	1:12.602	13.478	0.354	14:51.496	HONDA	10
7	18	ORIOL MARTINELL PALOMO	SM Cup	12	1:13.781	41.026	27.548	15:19.044	SUZUKI	25
8	12	VICTOR ALGUACIL PARDO	SM Cup	12	1:14.022	44.607	3.581	15:22.625	HONDA	20
9	71	JAVIER GONZALEZ MATEO	SM Cup	12	1:13.683	44.968	0.361	15:22.986	KAWASAKI	16
10	21	JOAN SARDANYONS	SM Cup	12	1:13.641	45.028	0.060	15:23.046		13
11	57	JOEL BERNADES BORDA	SM Cup	12	1:14.049	45.813	0.785	15:23.831	SUZUKI	11
12	29	RUBEN RUIZ ARANDA	SM Cup	12	1:14.376	51.501	5.688	15:29.519	HONDA	10
13	72	JAUME FERRER CAMPRUBI	SM Cup	12	1:15.484	1:02.145	10.644	15:40.163	YAMAHA	9
14	33	RUBEN RODRIGUEZ DIAZ	SM Cup	11	1:12.791	1 Vuelta	1 Vuelta	14:48.728	SUZUKI	8
15	32	JAN LOPEZ ESPINOS	SM Cup	11	1:19.033	1 Vuelta	42.873	15:31.601	SUZUKI	7
16	28	ISAAC ALBARRAL LOPEZ	SM Cup	11	1:20.318	1 Vuelta	3.325	15:34.926	SIN MARCA	6
17	25	ARTURO CANDELA CLARET	SM Cup	11	1:18.736	1 Vuelta	20.011	15:54.937	HONDA	5
18	86	JOAN TEIXIDO BONJOCH	SM Cup	10	1:16.962	2 Vueltas	1 Vuelta	15:10.033	KTM	4
19	195	NIL DURA ROUMENS	SM Cup	10	1:23.510	2 Vueltas	7.279	15:17.312	HONDA	3
No clasificado										
NT	52	LLUIS MONTALA CRUZ	SM Cup	6	1:17.753	NT		8:42.739	BMW	0
NT	17	GERARD BAILO PELEGRIN	SM Cup	1		NT		2:04.046	HONDA	0

Márgen de victoria	Velocidad media	Mejor t° de vuelta	Mejor Vel.	Mejor vuelta para
2.257	59,042	1:11.630	60,310	55 - GASTON GARCIA BLASCO



**SUPERMOTARD OSONA**
**Clasificado por vueltas**

SM CUP-SM PRO

CIRCUIT D' OSONA 1,200 km

2 MANGA

14/11/2010 12:45

Carrera (12:00 y 2 Vueltas) iniciado a 12:48:13

Pos.	N°	Nombre	Clase	Vueltas	Mejor Tm	Dif. resp. 1°	Dif. resp. anterior	Total T°	Model/Engine	Puntos
<b>SM Cup</b>										
1	18	ORIOL MARTINELL PALOMO	SM Cup	12	1:13.781			15:19.044	SUZUKI	25
2	12	VICTOR ALGUACIL PARDO	SM Cup	12	1:14.022	3.581	3.581	15:22.625	HONDA	20
3	71	JAVIER GONZALEZ MATEO	SM Cup	12	1:13.683	3.942	0.361	15:22.986	KAWASAKI	16
4	21	JOAN SARDANYONS	SM Cup	12	1:13.641	4.002	0.060	15:23.046		13
5	57	JOEL BERNADES BORDA	SM Cup	12	1:14.049	4.787	0.785	15:23.831	SUZUKI	11
6	29	RUBEN RUIZ ARANDA	SM Cup	12	1:14.376	10.475	5.688	15:29.519	HONDA	10
7	72	JAUME FERRER CAMPRUBI	SM Cup	12	1:15.484	21.119	10.644	15:40.163	YAMAHA	9
8	33	RUBEN RODRIGUEZ DIAZ	SM Cup	11	1:12.791	1 Vuelta	1 Vuelta	14:48.728	SUZUKI	8
9	32	JAN LOPEZ ESPINOS	SM Cup	11	1:19.033	1 Vuelta	42.873	15:31.601	SUZUKI	7
10	28	ISAAC ALBARRAL LOPEZ	SM Cup	11	1:20.318	1 Vuelta	3.325	15:34.926	SIN MARCA	6
11	25	ARTURO CANDELA CLARET	SM Cup	11	1:18.736	1 Vuelta	20.011	15:54.937	HONDA	5
12	86	JOAN TEIXIDO BONJOCH	SM Cup	10	1:16.962	2 Vueltas	1 Vuelta	15:10.033	KTM	4
13	195	NIL DURA ROUMENS	SM Cup	10	1:23.510	2 Vueltas	7.279	15:17.312	HONDA	3
<b>No clasificado</b>										
NT	52	LLUIS MONTALA CRUZ	SM Cup	6	1:17.753	NT		8:42.739	BMW	0
NT	17	GERARD BAILO PELEGRIN	SM Cup	1		NT		2:04.046	HONDA	0
<b>SM Pro</b>										
1	66	JOEL LOZANO SOLA	SM Pro	12	1:11.731			14:38.018	YAMAHA	25
2	16	DAVID GIMENEZ LOPEZ	SM Pro	12	1:12.455	2.257	2.257	14:40.275	SUZUKI	20
3	22	JOAN LLADOS SOLE	SM Pro	12	1:12.174	3.045	0.788	14:41.063	SUZUKI	16
4	55	GASTON GARCIA BLASCO	SM Pro	12	1:11.630	12.821	9.776	14:50.839	HONDA	13
5	79	JOSEP PIEDRA JUAN	SM Pro	12	1:12.822	13.124	0.303	14:51.142	HONDA	11
6	128	MARTI PUIGRODON	SM Pro	12	1:12.602	13.478	0.354	14:51.496	HONDA	10

Márgen de victoria	Velocidad media	Mejor t° de vuelta	Mejor Vel.	Mejor vuelta para
2.257	59,042	1:11.630	60,310	55 - GASTON GARCIA BLASCO



SUPERMOTARD OSONA

SM CUP-SM PRO

CIRCUIT D' OSONA 1,200 km

2 MANGA

14/11/2010 12:45

Carrera (12:00 y 2 Vueltas) iniciado a 12:48:13

Vuelta	empo de vuelta	Dif. resp. 1°	Hora del día
2	1:21.176	+2.143	12:51:23.817
3	1:20.109	+1.076	12:52:43.926
4	1:19.687	+0.654	12:54:03.613
5	<b>1:19.033</b>		12:55:22.646
6	1:19.145	+0.112	12:56:41.791
7	1:26.629	+7.596	12:58:08.420
8	1:28.677	+9.644	12:59:37.097
9	1:21.706	+2.673	13:00:58.803
10	1:24.953	+5.920	13:02:23.756
11	1:21.655	+2.622	13:03:45.411

Vuelta	empo de vuelta	Dif. resp. 1°	Hora del día
5	1:18.259	+0.506	12:55:33.349
6	1:23.200	+5.447	12:56:56.549

(17) GERARD BAILO PELEGRIN

1			12:50:17.856
---	--	--	--------------

Vuelta	empo de vuelta	Dif. resp. 1°	Hora del día
--------	----------------	---------------	--------------

(28) ISAAC ALBARRAL LOPEZ

1			12:50:07.080
2	1:23.507	+3.189	12:51:30.587
3	1:20.898	+0.580	12:52:51.485
4	1:20.574	+0.256	12:54:12.059
5	1:20.794	+0.476	12:55:32.853
6	1:25.176	+4.858	12:56:58.029
7	1:21.682	+1.364	12:58:19.711
8	1:20.711	+0.393	12:59:40.422
9	<b>1:20.318</b>		13:01:00.740
10	1:24.649	+4.331	13:02:25.389
11	1:23.347	+3.029	13:03:48.736

(25) ARTURO CANDELA CLARET

1			12:50:21.761
2	1:20.995	+2.259	12:51:42.756
3	1:19.365	+0.629	12:53:02.121
4	1:24.716	+5.980	12:54:26.837
5	1:23.192	+4.456	12:55:50.029
6	<b>1:18.736</b>		12:57:08.765
7	1:20.816	+2.080	12:58:29.581
8	1:25.186	+6.450	12:59:54.767
9	1:22.315	+3.579	13:01:17.082
10	1:24.752	+6.016	13:02:41.834
11	1:26.913	+8.177	13:04:08.747

(86) JOAN TEIXIDO BONJOCH

1			12:51:29.271
2	<b>1:16.962</b>		12:52:46.233
3	1:17.911	+0.949	12:54:04.144
4	1:18.961	+1.999	12:55:23.105
5	1:19.004	+2.042	12:56:42.109
6	1:19.954	+2.992	12:58:02.063
7	1:19.946	+2.984	12:59:22.009
8	1:23.274	+6.312	13:00:45.283
9	1:19.266	+2.304	13:02:04.549
10	1:19.294	+2.332	13:03:23.843

(195) NIL DURA ROUMENS

1			12:50:21.048
2	1:25.733	+2.223	12:51:46.781
3	1:33.781	+10.271	12:53:20.562
4	1:27.126	+3.616	12:54:47.688
5	1:29.575	+6.065	12:56:17.263
6	1:25.361	+1.851	12:57:42.624
7	<b>1:23.510</b>		12:59:06.134
8	1:35.241	+11.731	13:00:41.375
9	1:26.228	+2.718	13:02:07.603
10	1:23.519	+0.009	13:03:31.122

(52) LLUIS MONTALA CRUZ

1			12:50:19.369
2	<b>1:17.753</b>		12:51:37.122
3	1:18.990	+1.237	12:52:56.112
4	1:18.978	+1.225	12:54:15.090

**SUPERMOTARD OSONA**

**Vuelta a vuelta**

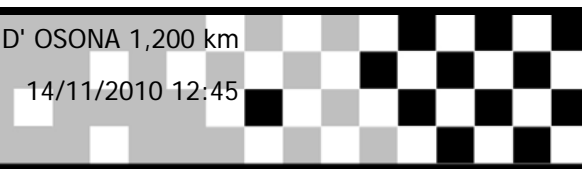
SM CUP-SM PRO

CIRCUIT D' OSONA 1,200 km

2 MANGA

14/11/2010 12:45

Carrera (12:00 y 2 Vueltas) iniciado a 12:48:13



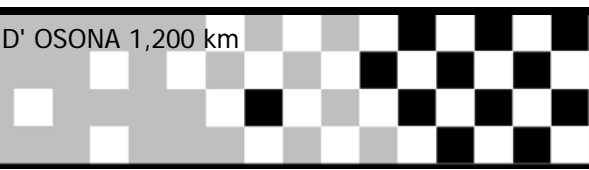
Competidores	Vueltas												
	1	2	3	4	5	6	7	8	9	10	11	12	
GASTON GARCIA BLASCO (55)	1	55	55	55	55	16	16	66	66	66	66	66	66
JOAN LLADOS SOLE (22)	2	22	22	22	16	22	22	16	16	16	16	16	16
DAVID GIMENEZ LOPEZ (16)	3	16	16	16	22	66	66	22	22	22	22	22	22
JOSEP PIEDRA JUAN (79)	4	79	79	66	66	79	79	79	79	79	79	79	55
MARTI PUIGRODON (128)	5	128	66	79	79	128	128	128	128	128	128	128	79
JOEL LOZANO SOLA (66)	6	66	128	128	128	55	55	55	55	55	55	55	128
ORIOL MARTINELL PALOMO (18)	7	18	18	18	18	18	18	18	18	18	18	18	18
VICTOR ALGUACIL PARDO (12)	8	12	12	12	12	12	12	12	12	12	12	12	12
JOAN SARDANYONS (21)	9	21	21	57	57	57	57	57	57	57	57	21	71
JOEL BERNADES BORDA (57)	10	57	57	21	21	21	21	21	21	21	21	71	21
JAVIER GONZALEZ MATEO (71)	11	71	71	71	71	71	71	71	71	71	71	57	57
RUBEN RUIZ ARANDA (29)	12	29	29	29	29	29	29	29	29	29	29	29	29
JAUME FERRER CAMPRUBI (72)	13	72	72	72	72	72	72	72	72	72	72	72	72
JAN LOPEZ ESPINOS (32)	14	32	33	33	33	33	33	33	33	33	33	33	33
ISAAC ALBARRAL LOPEZ (28)	15	28	32	32	32	32	32	32	32	32	32	32	32
RUBEN RODRIGUEZ DIAZ (33)	16	33	28	28	28	28	52	28	28	28	28	28	28
GERARD BAILO PELEGRIN (17)	17	17	52	52	52	52	28	25	25	25	25	25	25
LLUIS MONTALA CRUZ (52)	18	52	25	25	25	25	25	195	195	86	86		
NIL DURA ROUMENS (195)	19	195	195	195	195	195	86	86	195	195			
ARTURO CANDELA CLARET (25)	20	25	86	86	86	86							
JOAN TEIXIDO BONJOCH (86)	21	86											

**SUPERMOTARD OSONA**

SM CUP-SM PRO

CIRCUIT D' OSONA 1,200 km

SCRATCH



Pos.	Nº	Nombre	Clase	Total puntos	R1.	R2.
<b>SM Cup</b>						
1	18	ORIOI MARTINELL PALOMO	SM Cup	41	16	25
2	21	JOAN SARDANYONS	SM Cup	33	20	13
3	33	RUBEN RODRIGUEZ DIAZ	SM Cup	33	25	8
4	12	VICTOR ALGUACIL PARDO	SM Cup	31	11	20
5	71	JAVIER GONZALEZ MATEO	SM Cup	29	13	16
6	57	JOEL BERNADES BORDA	SM Cup	21	10	11
7	29	RUBEN RUIZ ARANDA	SM Cup	18	8	10
8	72	JAUME FERRER CAMPRUBI	SM Cup	15	6	9
9	86	JOAN TEIXIDO BONJOCH	SM Cup	11	7	4
10	32	JAN LOPEZ ESPINOS	SM Cup	10	3	7
11	25	ARTURO CANDELA CLARET	SM Cup	9	4	5
12	17	GERARD BAILO PELEGRIN	SM Cup	9	9	0
13	28	ISAAC ALBARRAL LOPEZ	SM Cup	7	1	6
14	195	NIL DURA ROUMENS	SM Cup	5	2	3
15	52	LLUIS MONTALA CRUZ	SM Cup	5	5	0
<b>SM Pro</b>						
1	66	JOEL LOZANO SOLA	SM Pro	45	20	25
2	55	GASTON GARCIA BLASCO	SM Pro	38	25	13
3	16	DAVID GIMENEZ LOPEZ	SM Pro	33	13	20
4	22	JOAN LLADOS SOLE	SM Pro	32	16	16
5	79	JOSEP PIEDRA JUAN	SM Pro	21	10	11
6	128	MARTI PUIGRODON	SM Pro	21	11	10