

COPA CATALANA DE MINIMOTOS

Clasificado por mejor tiempo de vuelta

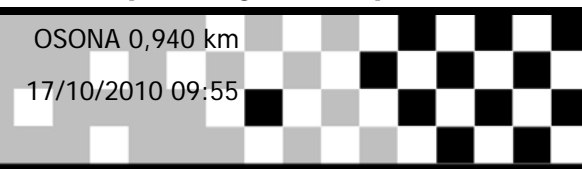
ALEVIN-BASE

OSONA 0,940 km

ENTRENOS

17/10/2010 09:55

Clasificación (20:00 Tiempo) iniciado a 9:55:23



| Pos. | Nº | Nombre | Clase | Mejor Tm | 2º Mejor | Dif. resp. 1º | Vueltas | Total Tº |
|------|----|--------------------------|-------|----------|----------|---------------|---------|-----------|
| 1 | 9 | SARA NIALET GONZALEZ | Base | 1:00.195 | 1:00.283 | | 18 | 20:53.408 |
| 2 | 19 | ROGER RUIZ FRANCISCO | Base | 1:00.766 | 1:00.873 | 0.571 | 16 | 20:20.300 |
| 3 | 42 | SAID DAHAN ACEITUNO | Base | 1:01.862 | 1:01.882 | 1.667 | 17 | 20:37.174 |
| 4 | 34 | XAVIER ARTIGAS LOPEZ | Aleví | 1:03.545 | 1:03.737 | 3.350 | 13 | 19:17.613 |
| 5 | 96 | JOAN RUIZ FRANCISCO | Aleví | 1:05.392 | 1:05.927 | 5.197 | 14 | 20:15.953 |
| 6 | 15 | MARC BERENGUE COCA | Aleví | 1:08.292 | 1:08.362 | 8.097 | 16 | 20:07.826 |
| 7 | 17 | ADAN BORTOLAZZI MARISCAL | Aleví | 1:09.207 | 1:09.660 | 9.012 | 13 | 20:15.586 |

COPA CATALANA DE MINIMOTOS

Clasificado por mejor tiempo de vuelta

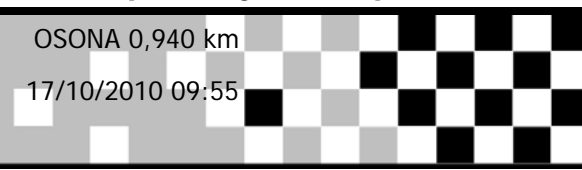
ALEVIN-BASE

OSONA 0,940 km

ENTRENOS

17/10/2010 09:55

Clasificación (20:00 Tiempo) iniciado a 9:55:23



| Pos. | Nº | Nombre | Clase | Mejor Tm | 2º Mejor | Dif. resp. 1º | Vueltas | Total Tº |
|-------|----|--------------------------|-------|----------|----------|---------------|---------|-----------|
| Aleví | | | | | | | | |
| 1 | 34 | XAVIER ARTIGAS LOPEZ | Aleví | 1:03.545 | 1:03.737 | | 13 | 19:17.613 |
| 2 | 96 | JOAN RUIZ FRANCISCO | Aleví | 1:05.392 | 1:05.927 | 1.847 | 14 | 20:15.953 |
| 3 | 15 | MARC BERENGUE COCA | Aleví | 1:08.292 | 1:08.362 | 4.747 | 16 | 20:07.826 |
| 4 | 17 | ADAN BORTOLAZZI MARISCAL | Aleví | 1:09.207 | 1:09.660 | 5.662 | 13 | 20:15.586 |
| Base | | | | | | | | |
| 1 | 9 | SARA NIALET GONZALEZ | Base | 1:00.195 | 1:00.283 | | 18 | 20:53.408 |
| 2 | 19 | ROGER RUIZ FRANCISCO | Base | 1:00.766 | 1:00.873 | 0.571 | 16 | 20:20.300 |
| 3 | 42 | SAID DAHAN ACEITUNO | Base | 1:01.862 | 1:01.882 | 1.667 | 17 | 20:37.174 |

COPA CATALANA DE MINIMOTOS

ALEVIN-BASE

OSONA 0,940 km

ENTRENOS

17/10/2010 09:55

Clasificación (20:00 Tiempo) iniciado a 9:55:23

| Vuelta | empo de vuelta | Dif. resp. 1° | Hora del día |
|---------------------------------|-----------------|---------------|--------------|
| (9) SARA NIALET GONZALEZ | | | |
| 1 | 1:07.918 | +7.723 | 9:58:55.665 |
| 2 | 1:03.057 | +2.862 | 9:59:58.722 |
| 3 | 1:01.886 | +1.691 | 10:01:00.608 |
| 4 | 1:01.445 | +1.250 | 10:02:02.053 |
| 5 | 1:00.695 | +0.500 | 10:03:02.748 |
| 6 | 1:00.576 | +0.381 | 10:04:03.324 |
| 7 | 1:02.990 | +2.795 | 10:05:06.314 |
| 8 | 1:03.372 | +3.177 | 10:06:09.686 |
| 9 | 1:01.021 | +0.826 | 10:07:10.707 |
| 10 | 1:01.040 | +0.845 | 10:08:11.747 |
| 11 | 1:00.195 | | 10:09:11.942 |
| 12 | 1:00.290 | +0.095 | 10:10:12.232 |
| 13 | 1:01.070 | +0.875 | 10:11:13.302 |
| 14 | 1:00.283 | +0.088 | 10:12:13.585 |
| 15 | 1:00.598 | +0.403 | 10:13:14.183 |
| 16 | 1:00.902 | +0.707 | 10:14:15.085 |
| 17 | 1:00.938 | +0.743 | 10:15:16.023 |
| 18 | 1:00.466 | +0.271 | 10:16:16.489 |

| Vuelta | empo de vuelta | Dif. resp. 1° | Hora del día |
|----------------------------------|-----------------|---------------|--------------|
| (19) ROGER RUIZ FRANCISCO | | | |
| 1 | 1:09.371 | +8.605 | 9:57:47.834 |
| 2 | 1:03.493 | +2.727 | 9:58:51.327 |
| 3 | 1:02.669 | +1.903 | 9:59:53.996 |
| 4 | 1:01.911 | +1.145 | 10:00:55.907 |
| 5 | 3:26.332 | +2:25.566 | 10:04:22.239 |
| 6 | 1:01.866 | +1.100 | 10:05:24.105 |
| 7 | 1:02.007 | +1.241 | 10:06:26.112 |
| 8 | 1:01.993 | +1.227 | 10:07:28.105 |
| 9 | 1:02.543 | +1.777 | 10:08:30.648 |
| 10 | 1:01.736 | +0.970 | 10:09:32.384 |
| 11 | 1:04.226 | +3.460 | 10:10:36.610 |
| 12 | 1:01.552 | +0.786 | 10:11:38.162 |
| 13 | 1:01.879 | +1.113 | 10:12:40.041 |
| 14 | 1:00.766 | | 10:13:40.807 |
| 15 | 1:00.873 | +0.107 | 10:14:41.680 |
| 16 | 1:01.701 | +0.935 | 10:15:43.381 |

| Vuelta | empo de vuelta | Dif. resp. 1° | Hora del día |
|---------------------------------|-----------------|---------------|--------------|
| (42) SAID DAHAN ACEITUNO | | | |
| 1 | 1:10.967 | +9.105 | 9:59:04.131 |
| 2 | 1:04.468 | +2.606 | 10:00:08.599 |
| 3 | 1:06.458 | +4.596 | 10:01:15.057 |
| 4 | 1:03.000 | +1.138 | 10:02:18.057 |
| 5 | 1:01.882 | +0.020 | 10:03:19.939 |
| 6 | 1:03.391 | +1.529 | 10:04:23.330 |
| 7 | 1:02.524 | +0.662 | 10:05:25.854 |
| 8 | 1:01.862 | | 10:06:27.716 |
| 9 | 1:02.188 | +0.326 | 10:07:29.904 |
| 10 | 1:06.779 | +4.917 | 10:08:36.683 |
| 11 | 1:03.605 | +1.743 | 10:09:40.288 |
| 12 | 1:02.751 | +0.889 | 10:10:43.039 |
| 13 | 1:02.824 | +0.962 | 10:11:45.863 |
| 14 | 1:04.752 | +2.890 | 10:12:50.615 |
| 15 | 1:02.213 | +0.351 | 10:13:52.828 |
| 16 | 1:03.690 | +1.828 | 10:14:56.518 |
| 17 | 1:03.737 | +1.875 | 10:16:00.255 |

| Vuelta | empo de vuelta | Dif. resp. 1° | Hora del día |
|----------------------------------|----------------|---------------|--------------|
| (34) XAVIER ARTIGAS LOPEZ | | | |
| 1 | 1:06.193 | +2.648 | 9:59:27.074 |
| 2 | 1:04.519 | +0.974 | 10:00:31.593 |
| 3 | 2:25.283 | +1:21.738 | 10:02:56.876 |
| 4 | 1:04.231 | +0.686 | 10:04:01.107 |
| 5 | 1:04.749 | +1.204 | 10:05:05.856 |
| 6 | 1:05.684 | +2.139 | 10:06:11.540 |
| 7 | 2:06.180 | +1:02.635 | 10:08:17.720 |

| Vuelta | empo de vuelta | Dif. resp. 1° | Hora del día |
|--------|-----------------|---------------|--------------|
| 8 | 1:03.885 | +0.340 | 10:09:21.605 |
| 9 | 1:03.545 | | 10:10:25.150 |
| 10 | 1:03.737 | +0.192 | 10:11:28.887 |
| 11 | 1:03.825 | +0.280 | 10:12:32.712 |
| 12 | 1:04.034 | +0.489 | 10:13:36.746 |
| 13 | 1:03.948 | +0.403 | 10:14:40.694 |

| Vuelta | empo de vuelta | Dif. resp. 1° | Hora del día |
|---------------------------------|-----------------|---------------|--------------|
| (96) JOAN RUIZ FRANCISCO | | | |
| 1 | 1:08.022 | +2.630 | 9:59:29.764 |
| 2 | 1:06.708 | +1.316 | 10:00:36.472 |
| 3 | 1:06.323 | +0.931 | 10:01:42.795 |
| 4 | 1:05.961 | +0.569 | 10:02:48.756 |
| 5 | 1:07.894 | +2.502 | 10:03:56.650 |
| 6 | 1:08.067 | +2.675 | 10:05:04.717 |
| 7 | 1:06.235 | +0.843 | 10:06:10.952 |
| 8 | 1:06.399 | +1.007 | 10:07:17.351 |
| 9 | 1:06.275 | +0.883 | 10:08:23.626 |
| 10 | 1:06.943 | +1.551 | 10:09:30.569 |
| 11 | 1:05.927 | +0.535 | 10:10:36.496 |
| 12 | 1:05.949 | +0.557 | 10:11:42.445 |
| 13 | 2:51.197 | +1:45.805 | 10:14:33.642 |
| 14 | 1:05.392 | | 10:15:39.034 |

| Vuelta | empo de vuelta | Dif. resp. 1° | Hora del día |
|--------------------------------|-----------------|---------------|--------------|
| (15) MARC BERENGUE COCA | | | |
| 1 | 1:14.409 | +6.117 | 9:58:03.245 |
| 2 | 1:15.045 | +6.753 | 9:59:18.290 |
| 3 | 1:11.112 | +2.820 | 10:00:29.402 |
| 4 | 1:09.099 | +0.807 | 10:01:38.501 |
| 5 | 1:09.665 | +1.373 | 10:02:48.166 |
| 6 | 1:08.362 | +0.070 | 10:03:56.528 |
| 7 | 1:09.803 | +1.511 | 10:05:06.331 |
| 8 | 1:11.161 | +2.869 | 10:06:17.492 |
| 9 | 1:09.756 | +1.464 | 10:07:27.248 |
| 10 | 1:09.383 | +1.091 | 10:08:36.631 |
| 11 | 1:10.030 | +1.738 | 10:09:46.661 |
| 12 | 1:08.718 | +0.426 | 10:10:55.379 |
| 13 | 1:08.292 | | 10:12:03.671 |
| 14 | 1:08.421 | +0.129 | 10:13:12.092 |
| 15 | 1:08.909 | +0.617 | 10:14:21.001 |
| 16 | 1:09.906 | +1.614 | 10:15:30.907 |

| Vuelta | empo de vuelta | Dif. resp. 1° | Hora del día |
|--------------------------------------|-----------------|---------------|--------------|
| (17) ADAN BORTOLAZZI MARISCAL | | | |
| 1 | 3:33.097 | +2:23.890 | 10:01:20.432 |
| 2 | 1:17.245 | +8.038 | 10:02:37.677 |
| 3 | 1:14.692 | +5.485 | 10:03:52.369 |
| 4 | 1:13.355 | +4.148 | 10:05:05.724 |
| 5 | 1:11.233 | +2.026 | 10:06:16.957 |
| 6 | 1:10.542 | +1.335 | 10:07:27.499 |
| 7 | 1:10.051 | +0.844 | 10:08:37.550 |
| 8 | 1:10.366 | +1.159 | 10:09:47.916 |
| 9 | 1:09.207 | | 10:10:57.123 |
| 10 | 1:09.660 | +0.453 | 10:12:06.783 |
| 11 | 1:10.163 | +0.956 | 10:13:16.946 |
| 12 | 1:10.659 | +1.452 | 10:14:27.605 |
| 13 | 1:11.062 | +1.855 | 10:15:38.667 |

COPA CATALANA DE MINIMOTOS

Clasificado por vueltas

ALEVIN-BASE

OSONA 0,940 km

MANGA 1

17/10/2010 11:35

Carrera (8:00 y 2 Vueltas) iniciado a 11:46:54

| Pos. | N° | Nombre | Clase | Vueltas | Total T° | Dif. resp. 1° | Dif. resp. anterior | Mejor Tm | Puntos |
|------|----|--------------------------|-------|---------|-----------|---------------|---------------------|----------|--------|
| 1 | 9 | SARA NIALET GONZALEZ | Base | 10 | 10:09.632 | | | 59.878 | 25 |
| 2 | 19 | ROGER RUIZ FRANCISCO | Base | 10 | 10:12.010 | 2.378 | 2.378 | 1:00.228 | 20 |
| 3 | 42 | SAID DAHAN ACEITUNO | Base | 10 | 10:25.017 | 15.385 | 13.007 | 1:01.439 | 16 |
| 4 | 34 | XAVIER ARTIGAS LOPEZ | Aleví | 10 | 10:34.326 | 24.694 | 9.309 | 1:02.298 | 25 |
| 5 | 96 | JOAN RUIZ FRANCISCO | Aleví | 10 | 10:40.245 | 30.613 | 5.919 | 1:02.799 | 20 |
| 6 | 15 | MARC BERENGUE COCA | Aleví | 10 | 10:56.501 | 46.869 | 16.256 | 1:04.476 | 16 |
| 7 | 17 | ADAN BORTOLAZZI MARISCAL | Aleví | 9 | 10:23.780 | 1 Vuelta | 1 Vuelta | 1:08.362 | 13 |

| Márgen de victoria | Velocidad media | Mejor t° de vuelta | Mejor Vel. | Mejor vuelta para |
|--------------------|-----------------|--------------------|------------|--------------------------|
| 2.378 | 55,509 | 59.878 | 56,515 | 9 - SARA NIALET GONZALEZ |

COPA CATALANA DE MINIMOTOS
Clasificado por vueltas

ALEVIN-BASE

OSONA 0,940 km

MANGA 1

17/10/2010 11:35

Carrera (8:00 y 2 Vueltas) iniciado a 11:46:54

| Pos. | N° | Nombre | Clase | Vueltas | Total T° | Dif. resp. 1° | Dif. resp. anterior | Mejor Tm | Puntos |
|--------------|----|--------------------------|-------|---------|-----------|---------------|---------------------|----------|--------|
| Alevi | | | | | | | | | |
| 1 | 34 | XAVIER ARTIGAS LOPEZ | Alevi | 10 | 10:34.326 | | | 1:02.298 | 25 |
| 2 | 96 | JOAN RUIZ FRANCISCO | Alevi | 10 | 10:40.245 | 5.919 | 5.919 | 1:02.799 | 20 |
| 3 | 15 | MARC BERENGUE COCA | Alevi | 10 | 10:56.501 | 22.175 | 16.256 | 1:04.476 | 16 |
| 4 | 17 | ADAN BORTOLAZZI MARISCAL | Alevi | 9 | 10:23.780 | 1 Vuelta | 1 Vuelta | 1:08.362 | 13 |
| Base | | | | | | | | | |
| 1 | 9 | SARA NIALET GONZALEZ | Base | 10 | 10:09.632 | | | 59.878 | 25 |
| 2 | 19 | ROGER RUIZ FRANCISCO | Base | 10 | 10:12.010 | 2.378 | 2.378 | 1:00.228 | 20 |
| 3 | 42 | SAID DAHAN ACEITUNO | Base | 10 | 10:25.017 | 15.385 | 13.007 | 1:01.439 | 16 |

| Márgen de victoria | Velocidad media | Mejor t° de vuelta | Mejor Vel. | Mejor vuelta para |
|--------------------|-----------------|--------------------|------------|--------------------------|
| 2.378 | 55,509 | 59.878 | 56,515 | 9 - SARA NIALET GONZALEZ |

COPA CATALANA DE MINIMOTOS

ALEVIN-BASE

OSONA 0,940 km

MANGA 1

17/10/2010 11:35

Carrera (8:00 y 2 Vueltas) iniciado a 11:46:54

| Vuelta | empo de vuelta | Dif. resp. 1° | Hora del día |
|---------------------------------|----------------|---------------|--------------|
| (9) SARA NIALET GONZALEZ | | | |
| 1 | | | 11:48:00.625 |
| 2 | 1:01.032 | +1.154 | 11:49:01.657 |
| 3 | 1:00.304 | +0.426 | 11:50:01.961 |
| 4 | 1:00.552 | +0.674 | 11:51:02.513 |
| 5 | 1:00.236 | +0.358 | 11:52:02.749 |
| 6 | 1:00.220 | +0.342 | 11:53:02.969 |
| 7 | 1:00.321 | +0.443 | 11:54:03.290 |
| 8 | 59.878 | | 11:55:03.168 |
| 9 | 1:01.146 | +1.268 | 11:56:04.314 |
| 10 | 1:00.048 | +0.170 | 11:57:04.362 |

| Vuelta | empo de vuelta | Dif. resp. 1° | Hora del día |
|----------------------------------|-----------------|---------------|--------------|
| (19) ROGER RUIZ FRANCISCO | | | |
| 1 | | | 11:48:00.094 |
| 2 | 1:00.973 | +0.745 | 11:49:01.067 |
| 3 | 1:00.738 | +0.510 | 11:50:01.805 |
| 4 | 1:01.594 | +1.366 | 11:51:03.399 |
| 5 | 1:00.537 | +0.309 | 11:52:03.936 |
| 6 | 1:00.228 | | 11:53:04.164 |
| 7 | 1:00.509 | +0.281 | 11:54:04.673 |
| 8 | 1:00.415 | +0.187 | 11:55:05.088 |
| 9 | 1:01.280 | +1.052 | 11:56:06.368 |
| 10 | 1:00.372 | +0.144 | 11:57:06.740 |

| Vuelta | empo de vuelta | Dif. resp. 1° | Hora del día |
|---------------------------------|-----------------|---------------|--------------|
| (42) SAID DAHAN ACEITUNO | | | |
| 1 | | | 11:48:01.722 |
| 2 | 1:02.050 | +0.611 | 11:49:03.772 |
| 3 | 1:01.937 | +0.498 | 11:50:05.709 |
| 4 | 1:01.658 | +0.219 | 11:51:07.367 |
| 5 | 1:01.819 | +0.380 | 11:52:09.186 |
| 6 | 1:01.439 | | 11:53:10.625 |
| 7 | 1:01.779 | +0.340 | 11:54:12.404 |
| 8 | 1:01.469 | +0.030 | 11:55:13.873 |
| 9 | 1:02.123 | +0.684 | 11:56:15.996 |
| 10 | 1:03.751 | +2.312 | 11:57:19.747 |

| Vuelta | empo de vuelta | Dif. resp. 1° | Hora del día |
|----------------------------------|-----------------|---------------|--------------|
| (34) XAVIER ARTIGAS LOPEZ | | | |
| 1 | | | 11:48:04.034 |
| 2 | 1:02.761 | +0.463 | 11:49:06.795 |
| 3 | 1:02.329 | +0.031 | 11:50:09.124 |
| 4 | 1:02.298 | | 11:51:11.422 |
| 5 | 1:02.519 | +0.221 | 11:52:13.941 |
| 6 | 1:02.808 | +0.510 | 11:53:16.749 |
| 7 | 1:02.787 | +0.489 | 11:54:19.536 |
| 8 | 1:02.876 | +0.578 | 11:55:22.412 |
| 9 | 1:02.977 | +0.679 | 11:56:25.389 |
| 10 | 1:03.667 | +1.369 | 11:57:29.056 |

| Vuelta | empo de vuelta | Dif. resp. 1° | Hora del día |
|---------------------------------|-----------------|---------------|--------------|
| (96) JOAN RUIZ FRANCISCO | | | |
| 1 | | | 11:48:03.764 |
| 2 | 1:03.450 | +0.651 | 11:49:07.214 |
| 3 | 1:02.799 | | 11:50:10.013 |
| 4 | 1:03.030 | +0.231 | 11:51:13.043 |
| 5 | 1:03.283 | +0.484 | 11:52:16.326 |
| 6 | 1:03.165 | +0.366 | 11:53:19.491 |
| 7 | 1:03.879 | +1.080 | 11:54:23.370 |
| 8 | 1:04.098 | +1.299 | 11:55:27.468 |
| 9 | 1:03.710 | +0.911 | 11:56:31.178 |
| 10 | 1:03.797 | +0.998 | 11:57:34.975 |

| Vuelta | empo de vuelta | Dif. resp. 1° | Hora del día |
|--------------------------------|----------------|---------------|--------------|
| (15) MARC BERENGUE COCA | | | |
| 1 | | | 11:48:04.640 |
| 2 | 1:04.681 | +0.205 | 11:49:09.321 |
| 3 | 1:05.156 | +0.680 | 11:50:14.477 |
| 4 | 1:04.688 | +0.212 | 11:51:19.165 |

| Vuelta | empo de vuelta | Dif. resp. 1° | Hora del día |
|--------|-----------------|---------------|--------------|
| 5 | 1:05.427 | +0.951 | 11:52:24.592 |
| 6 | 1:04.476 | | 11:53:29.068 |
| 7 | 1:04.893 | +0.417 | 11:54:33.961 |
| 8 | 1:05.298 | +0.822 | 11:55:39.259 |
| 9 | 1:06.176 | +1.700 | 11:56:45.435 |
| 10 | 1:05.796 | +1.320 | 11:57:51.231 |

| Vuelta | empo de vuelta | Dif. resp. 1° | Hora del día |
|--------------------------------------|-----------------|---------------|--------------|
| (17) ADAN BORTOLAZZI MARISCAL | | | |
| 1 | | | 11:48:08.506 |
| 2 | 1:08.557 | +0.195 | 11:49:17.063 |
| 3 | 1:08.362 | | 11:50:25.425 |
| 4 | 1:08.821 | +0.459 | 11:51:34.246 |
| 5 | 1:09.548 | +1.186 | 11:52:43.794 |
| 6 | 1:08.644 | +0.282 | 11:53:52.438 |
| 7 | 1:08.508 | +0.146 | 11:55:00.946 |
| 8 | 1:08.741 | +0.379 | 11:56:09.687 |
| 9 | 1:08.823 | +0.461 | 11:57:18.510 |

| Vuelta | empo de vuelta | Dif. resp. 1° | Hora del día |
|--------|----------------|---------------|--------------|
|--------|----------------|---------------|--------------|

COPA CATALANA DE MINIMOTOS

Vuelta a vuelta

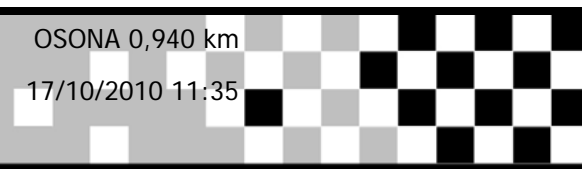
ALEVIN-BASE

OSONA 0,940 km

MANGA 1

17/10/2010 11:35

Carrera (8:00 y 2 Vueltas) iniciado a 11:46:54



| Competidores | Vueltas | | | | | | | | | | |
|-------------------------------|---------|----|----|----|----|----|----|----|----|----|----|
| | 1 | 2 | 3 | 4 | 5 | 6 | 7 | 8 | 9 | 10 | |
| ROGER RUIZ FRANCISCO (19) | 1 | 19 | 19 | 19 | 9 | 9 | 9 | 9 | 9 | 9 | 9 |
| SARA NIALET GONZALEZ (9) | 2 | 9 | 9 | 9 | 19 | 19 | 19 | 19 | 19 | 19 | 19 |
| SAID DAHAN ACEITUNO (42) | 3 | 42 | 42 | 42 | 42 | 42 | 42 | 42 | 42 | 42 | 42 |
| JOAN RUIZ FRANCISCO (96) | 4 | 96 | 34 | 34 | 34 | 34 | 34 | 34 | 34 | 34 | 34 |
| XAVIER ARTIGAS LOPEZ (34) | 5 | 34 | 96 | 96 | 96 | 96 | 96 | 96 | 96 | 96 | 96 |
| MARC BERENGUE COCA (15) | 6 | 15 | 15 | 15 | 15 | 15 | 15 | 15 | 15 | 15 | 15 |
| ADAN BORTOLAZZI MARISCAL (17) | 7 | 17 | 17 | 17 | 17 | 17 | 17 | 17 | 17 | 17 | 17 |

COPA CATALANA DE MINIMOTOS
Clasificado por vueltas

ALEVIN-BASE

OSONA 0,940 km

MANGA 2

17/10/2010 13:00

Carrera (8:00 y 2 Vueltas) iniciado a 13:12:56

| Pos. | N° | Nombre | Clase | Vueltas | Total T° | Dif. resp. 1° | Dif. resp. anterior | Mejor Tm | Puntos |
|------|----|--------------------------|-------|---------|-----------|---------------|---------------------|----------|--------|
| 1 | 9 | SARA NIALET GONZALEZ | Base | 10 | 10:04.227 | | | 59.678 | 25 |
| 2 | 19 | ROGER RUIZ FRANCISCO | Base | 10 | 10:15.004 | 10.777 | 10.777 | 1:00.449 | 20 |
| 3 | 42 | SAID DAHAN ACEITUNO | Base | 10 | 10:25.874 | 21.647 | 10.870 | 1:01.403 | 16 |
| 4 | 34 | XAVIER ARTIGAS LOPEZ | Aleví | 10 | 10:37.014 | 32.787 | 11.140 | 1:02.690 | 25 |
| 5 | 96 | JOAN RUIZ FRANCISCO | Aleví | 10 | 10:39.305 | 35.078 | 2.291 | 1:03.071 | 20 |
| 6 | 15 | MARC BERENGUE COCA | Aleví | 10 | 10:47.063 | 42.836 | 7.758 | 1:03.194 | 16 |
| 7 | 17 | ADAN BORTOLAZZI MARISCAL | Aleví | 9 | 10:07.637 | 1 Vuelta | 1 Vuelta | 1:06.629 | 13 |

| Márgen de victoria | Velocidad media | Mejor t° de vuelta | Mejor Vel. | Mejor vuelta para |
|--------------------|-----------------|--------------------|------------|--------------------------|
| 10.777 | 56,005 | 59.678 | 56,704 | 9 - SARA NIALET GONZALEZ |

COPA CATALANA DE MINIMOTOS
Clasificado por vueltas

ALEVIN-BASE

OSONA 0,940 km

MANGA 2

17/10/2010 13:00

Carrera (8:00 y 2 Vueltas) iniciado a 13:12:56

| Pos. | N° | Nombre | Clase | Vueltas | Total T° | Dif. resp. 1° | Dif. resp. anterior | Mejor Tm | Puntos |
|--------------|----|--------------------------|-------|---------|-----------|---------------|---------------------|----------|--------|
| Alevi | | | | | | | | | |
| 1 | 34 | XAVIER ARTIGAS LOPEZ | Alevi | 10 | 10:37.014 | | | 1:02.690 | 25 |
| 2 | 96 | JOAN RUIZ FRANCISCO | Alevi | 10 | 10:39.305 | 2.291 | 2.291 | 1:03.071 | 20 |
| 3 | 15 | MARC BERENGUE COCA | Alevi | 10 | 10:47.063 | 10.049 | 7.758 | 1:03.194 | 16 |
| 4 | 17 | ADAN BORTOLAZZI MARISCAL | Alevi | 9 | 10:07.637 | 1 Vuelta | 1 Vuelta | 1:06.629 | 13 |
| Base | | | | | | | | | |
| 1 | 9 | SARA NIALET GONZALEZ | Base | 10 | 10:04.227 | | | 59.678 | 25 |
| 2 | 19 | ROGER RUIZ FRANCISCO | Base | 10 | 10:15.004 | 10.777 | 10.777 | 1:00.449 | 20 |
| 3 | 42 | SAID DAHAN ACEITUNO | Base | 10 | 10:25.874 | 21.647 | 10.870 | 1:01.403 | 16 |

| Márgen de victoria | Velocidad media | Mejor t° de vuelta | Mejor Vel. | Mejor vuelta para |
|--------------------|-----------------|--------------------|------------|--------------------------|
| 10.777 | 56,005 | 59.678 | 56,704 | 9 - SARA NIALET GONZALEZ |

COPA CATALANA DE MINIMOTOS

ALEVIN-BASE

OSONA 0,940 km

MANGA 2

17/10/2010 13:00

Carrera (8:00 y 2 Vueltas) iniciado a 13:12:56

| Vuelta | empo de vuelta | Dif. resp. 1° | Hora del día |
|---------------------------------|----------------|---------------|--------------|
| (9) SARA NIALET GONZALEZ | | | |
| 1 | | | 13:13:59.479 |
| 2 | 1:00.182 | +0.504 | 13:14:59.661 |
| 3 | 59.957 | +0.279 | 13:15:59.618 |
| 4 | 59.714 | +0.036 | 13:16:59.332 |
| 5 | 1:00.246 | +0.568 | 13:17:59.578 |
| 6 | 1:00.147 | +0.469 | 13:18:59.725 |
| 7 | 1:00.236 | +0.558 | 13:19:59.961 |
| 8 | 1:00.132 | +0.454 | 13:21:00.093 |
| 9 | 59.678 | | 13:21:59.771 |
| 10 | 1:00.954 | +1.276 | 13:23:00.725 |

| Vuelta | empo de vuelta | Dif. resp. 1° | Hora del día |
|----------------------------------|-----------------|---------------|--------------|
| (19) ROGER RUIZ FRANCISCO | | | |
| 1 | | | 13:14:00.505 |
| 2 | 1:01.300 | +0.851 | 13:15:01.805 |
| 3 | 1:00.449 | | 13:16:02.254 |
| 4 | 1:00.900 | +0.451 | 13:17:03.154 |
| 5 | 1:00.473 | +0.024 | 13:18:03.627 |
| 6 | 1:00.852 | +0.403 | 13:19:04.479 |
| 7 | 1:00.873 | +0.424 | 13:20:05.352 |
| 8 | 1:01.268 | +0.819 | 13:21:06.620 |
| 9 | 1:02.264 | +1.815 | 13:22:08.884 |
| 10 | 1:02.618 | +2.169 | 13:23:11.502 |

| Vuelta | empo de vuelta | Dif. resp. 1° | Hora del día |
|---------------------------------|-----------------|---------------|--------------|
| (42) SAID DAHAN ACEITUNO | | | |
| 1 | | | 13:14:01.650 |
| 2 | 1:02.644 | +1.241 | 13:15:04.294 |
| 3 | 1:01.736 | +0.333 | 13:16:06.030 |
| 4 | 1:01.938 | +0.535 | 13:17:07.968 |
| 5 | 1:01.776 | +0.373 | 13:18:09.744 |
| 6 | 1:01.534 | +0.131 | 13:19:11.278 |
| 7 | 1:01.403 | | 13:20:12.681 |
| 8 | 1:02.494 | +1.091 | 13:21:15.175 |
| 9 | 1:02.989 | +1.586 | 13:22:18.164 |
| 10 | 1:04.208 | +2.805 | 13:23:22.372 |

| Vuelta | empo de vuelta | Dif. resp. 1° | Hora del día |
|----------------------------------|-----------------|---------------|--------------|
| (34) XAVIER ARTIGAS LOPEZ | | | |
| 1 | | | 13:14:03.338 |
| 2 | 1:02.690 | | 13:15:06.028 |
| 3 | 1:02.739 | +0.049 | 13:16:08.767 |
| 4 | 1:03.256 | +0.566 | 13:17:12.023 |
| 5 | 1:03.507 | +0.817 | 13:18:15.530 |
| 6 | 1:03.202 | +0.512 | 13:19:18.732 |
| 7 | 1:03.711 | +1.021 | 13:20:22.443 |
| 8 | 1:03.798 | +1.108 | 13:21:26.241 |
| 9 | 1:03.794 | +1.104 | 13:22:30.035 |
| 10 | 1:03.477 | +0.787 | 13:23:33.512 |

| Vuelta | empo de vuelta | Dif. resp. 1° | Hora del día |
|---------------------------------|-----------------|---------------|--------------|
| (96) JOAN RUIZ FRANCISCO | | | |
| 1 | | | 13:14:04.017 |
| 2 | 1:03.383 | +0.312 | 13:15:07.400 |
| 3 | 1:03.071 | | 13:16:10.471 |
| 4 | 1:03.595 | +0.524 | 13:17:14.066 |
| 5 | 1:04.100 | +1.029 | 13:18:18.166 |
| 6 | 1:03.852 | +0.781 | 13:19:22.018 |
| 7 | 1:03.730 | +0.659 | 13:20:25.748 |
| 8 | 1:03.143 | +0.072 | 13:21:28.891 |
| 9 | 1:03.469 | +0.398 | 13:22:32.360 |
| 10 | 1:03.443 | +0.372 | 13:23:35.803 |

| Vuelta | empo de vuelta | Dif. resp. 1° | Hora del día |
|--------------------------------|----------------|---------------|--------------|
| (15) MARC BERENGUE COCA | | | |
| 1 | | | 13:14:05.077 |
| 2 | 1:04.584 | +1.390 | 13:15:09.661 |
| 3 | 1:04.513 | +1.319 | 13:16:14.174 |
| 4 | 1:04.250 | +1.056 | 13:17:18.424 |

| Vuelta | empo de vuelta | Dif. resp. 1° | Hora del día |
|--------|-----------------|---------------|--------------|
| 5 | 1:04.212 | +1.018 | 13:18:22.636 |
| 6 | 1:03.194 | | 13:19:25.830 |
| 7 | 1:03.824 | +0.630 | 13:20:29.654 |
| 8 | 1:04.228 | +1.034 | 13:21:33.882 |
| 9 | 1:04.648 | +1.454 | 13:22:38.530 |
| 10 | 1:05.031 | +1.837 | 13:23:43.561 |

| Vuelta | empo de vuelta | Dif. resp. 1° | Hora del día |
|--------------------------------------|-----------------|---------------|--------------|
| (17) ADAN BORTOLAZZI MARISCAL | | | |
| 1 | | | 13:14:07.560 |
| 2 | 1:06.943 | +0.314 | 13:15:14.503 |
| 3 | 1:07.060 | +0.431 | 13:16:21.563 |
| 4 | 1:07.477 | +0.848 | 13:17:29.040 |
| 5 | 1:06.984 | +0.355 | 13:18:36.024 |
| 6 | 1:07.172 | +0.543 | 13:19:43.196 |
| 7 | 1:07.059 | +0.430 | 13:20:50.255 |
| 8 | 1:07.251 | +0.622 | 13:21:57.506 |
| 9 | 1:06.629 | | 13:23:04.135 |

| Vuelta | empo de vuelta | Dif. resp. 1° | Hora del día |
|--------|----------------|---------------|--------------|
|--------|----------------|---------------|--------------|

COPA CATALANA DE MINIMOTOS

Vuelta a vuelta

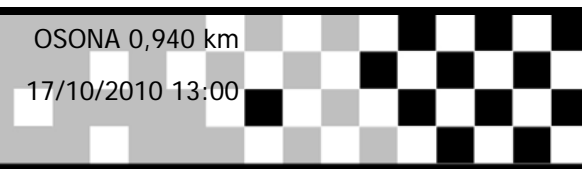
ALEVIN-BASE

OSONA 0,940 km

MANGA 2

17/10/2010 13:00

Carrera (8:00 y 2 Vueltas) iniciado a 13:12:56



| Competidores | Vueltas | | | | | | | | | |
|-------------------------------|---------|----|----|----|----|----|----|----|----|----|
| | 1 | 2 | 3 | 4 | 5 | 6 | 7 | 8 | 9 | 10 |
| SARA NIALET GONZALEZ (9) | 1 | 9 | 9 | 9 | 9 | 9 | 9 | 9 | 9 | 9 |
| ROGER RUIZ FRANCISCO (19) | 2 | 19 | 19 | 19 | 19 | 19 | 19 | 19 | 19 | 19 |
| SAID DAHAN ACEITUNO (42) | 3 | 42 | 42 | 42 | 42 | 42 | 42 | 42 | 42 | 42 |
| XAVIER ARTIGAS LOPEZ (34) | 4 | 34 | 34 | 34 | 34 | 34 | 34 | 34 | 34 | 34 |
| JOAN RUIZ FRANCISCO (96) | 5 | 96 | 96 | 96 | 96 | 96 | 96 | 96 | 96 | 96 |
| MARC BERENGUE COCA (15) | 6 | 15 | 15 | 15 | 15 | 15 | 15 | 15 | 15 | 15 |
| ADAN BORTOLAZZI MARISCAL (17) | 7 | 17 | 17 | 17 | 17 | 17 | 17 | 17 | 17 | 17 |

COPA CATALANA DE MINIMOTOS

ALEVIN-BASE

OSONA 0,940 km

SCRATCH

| Pos. | Nº | Nombre | Clase | Total puntos | R1. | R2. |
|-------|----|--------------------------|-------|--------------|-----|-----|
| Alevi | | | | | | |
| 1 | 34 | XAVIER ARTIGAS LOPEZ | Alevi | 50 | 25 | 25 |
| 2 | 96 | JOAN RUIZ FRANCISCO | Alevi | 40 | 20 | 20 |
| 3 | 15 | MARC BERENGUE COCA | Alevi | 32 | 16 | 16 |
| 4 | 17 | ADAN BORTOLAZZI MARISCAL | Alevi | 26 | 13 | 13 |
| Base | | | | | | |
| 1 | 9 | SARA NIALET GONZALEZ | Base | 50 | 25 | 25 |
| 2 | 19 | ROGER RUIZ FRANCISCO | Base | 40 | 20 | 20 |
| 3 | 42 | SAID DAHAN ACEITUNO | Base | 32 | 16 | 16 |

COPA CATALANA DE MINIMOTOS

Clasificado por mejor tiempo de vuelta

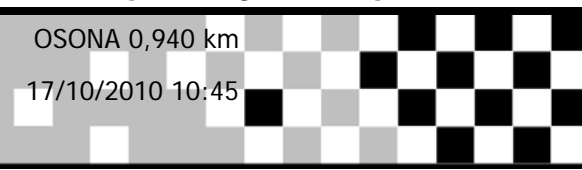
POLINI

OSONA 0,940 km

ENTRENOS

17/10/2010 10:45

Clasificación (20:00 Tiempo) iniciado a 10:45:24



| Pos. | Nº | Nombre | Clase | Mejor Tm | 2º Mejor | Dif. resp. 1º | Vueltas | Total Tº |
|------|----|------------------------------|--------|----------|----------|---------------|---------|-----------|
| 1 | 93 | IKER GARCIA ABELLA | Polini | 1:03.329 | 1:03.634 | | 14 | 20:54.665 |
| 2 | 11 | SERGIO GARCIA DOLS | Polini | 1:04.542 | 1:04.923 | 1.213 | 13 | 20:43.257 |
| 3 | 17 | ANDREAS ADOLFO PEREZ MANRESA | Polini | 1:04.700 | 1:04.701 | 1.371 | 15 | 20:38.087 |
| 4 | 2 | JUAN CARLOS MARTIN PALAU | Polini | 1:05.930 | 1:06.470 | 2.601 | 12 | 20:50.350 |
| 5 | 53 | RAUL NAVARRO CARO | Polini | 1:09.429 | 1:10.408 | 6.100 | 13 | 19:12.504 |
| 6 | 24 | GERARD MARTIN CLANCHET | Polini | 1:10.632 | 1:10.999 | 7.303 | 14 | 21:02.853 |
| 7 | 26 | DAVID ARQUILLO MADRID | Polini | 1:10.788 | 1:11.002 | 7.459 | 14 | 21:02.546 |
| 8 | 14 | GENIS GIL MOREY | Polini | 1:14.063 | 1:15.169 | 10.734 | 13 | 20:39.455 |

COPA CATALANA DE MINIMOTOS

POLINI

OSONA 0,940 km

ENTRENOS

17/10/2010 10:45

Clasificación (20:00 Tiempo) iniciado a 10:45:24

| Vuelta | empo de vuelta | Dif. resp. 1° | Hora del día |
|--------------------------------|-----------------|---------------|--------------|
| (93) IKER GARCIA ABELLA | | | |
| 1 | 1:14.401 | +11.072 | 10:48:40.422 |
| 2 | 1:12.286 | +8.957 | 10:49:52.708 |
| 3 | 1:06.889 | +3.560 | 10:50:59.597 |
| 4 | 1:11.463 | +8.134 | 10:52:11.060 |
| 5 | 2:26.583 | +1:23.254 | 10:54:37.643 |
| 6 | 1:04.013 | +0.684 | 10:55:41.656 |
| 7 | 1:07.510 | +4.181 | 10:56:49.166 |
| 8 | 1:04.682 | +1.353 | 10:57:53.848 |
| 9 | 1:04.032 | +0.703 | 10:58:57.880 |
| 10 | 1:04.736 | +1.407 | 11:00:02.616 |
| 11 | 1:03.329 | | 11:01:05.945 |
| 12 | 1:03.634 | +0.305 | 11:02:09.579 |
| 13 | 3:06.420 | +2:03.091 | 11:05:15.999 |
| 14 | 1:03.643 | +0.314 | 11:06:19.642 |

| Vuelta | empo de vuelta | Dif. resp. 1° | Hora del día |
|--------------------------------|-----------------|---------------|--------------|
| (11) SERGIO GARCIA DOLS | | | |
| 1 | 1:06.381 | +1.839 | 10:48:32.369 |
| 2 | 1:07.913 | +3.371 | 10:49:40.282 |
| 3 | 3:24.468 | +2:19.926 | 10:53:04.750 |
| 4 | 3:08.735 | +2:04.193 | 10:56:13.485 |
| 5 | 1:04.976 | +0.434 | 10:57:18.461 |
| 6 | 1:04.923 | +0.381 | 10:58:23.384 |
| 7 | 1:07.175 | +2.633 | 10:59:30.559 |
| 8 | 1:09.476 | +4.934 | 11:00:40.035 |
| 9 | 1:06.849 | +2.307 | 11:01:46.884 |
| 10 | 1:05.550 | +1.008 | 11:02:52.434 |
| 11 | 1:05.213 | +0.671 | 11:03:57.647 |
| 12 | 1:04.542 | | 11:05:02.189 |
| 13 | 1:06.045 | +1.503 | 11:06:08.234 |

| Vuelta | empo de vuelta | Dif. resp. 1° | Hora del día |
|--|-----------------|---------------|--------------|
| (17) ANDREAS ADOLFO PEREZ MANRESA | | | |
| 1 | 1:12.166 | +7.466 | 10:48:42.320 |
| 2 | 1:10.889 | +6.189 | 10:49:53.209 |
| 3 | 1:08.721 | +4.021 | 10:51:01.930 |
| 4 | 1:08.856 | +4.156 | 10:52:10.786 |
| 5 | 1:08.690 | +3.990 | 10:53:19.476 |
| 6 | 2:57.607 | +1:52.907 | 10:56:17.083 |
| 7 | 1:05.210 | +0.510 | 10:57:22.293 |
| 8 | 1:05.440 | +0.740 | 10:58:27.733 |
| 9 | 1:05.675 | +0.975 | 10:59:33.408 |
| 10 | 1:05.346 | +0.646 | 11:00:38.754 |
| 11 | 1:04.701 | +0.001 | 11:01:43.455 |
| 12 | 1:04.932 | +0.232 | 11:02:48.387 |
| 13 | 1:05.220 | +0.520 | 11:03:53.607 |
| 14 | 1:04.700 | | 11:04:58.307 |
| 15 | 1:04.757 | +0.057 | 11:06:03.064 |

| Vuelta | empo de vuelta | Dif. resp. 1° | Hora del día |
|-------------------------------------|-----------------|---------------|--------------|
| (2) JUAN CARLOS MARTIN PALAU | | | |
| 1 | 1:12.550 | +6.620 | 10:48:24.233 |
| 2 | 3:46.100 | +2:40.170 | 10:52:10.333 |
| 3 | 1:09.319 | +3.389 | 10:53:19.652 |
| 4 | 1:09.417 | +3.487 | 10:54:29.069 |
| 5 | 1:08.796 | +2.866 | 10:55:37.865 |
| 6 | 1:10.115 | +4.185 | 10:56:47.980 |
| 7 | 1:11.007 | +5.077 | 10:57:58.987 |
| 8 | 3:49.994 | +2:44.064 | 11:01:48.981 |
| 9 | 1:06.470 | +0.540 | 11:02:55.451 |
| 10 | 1:05.930 | | 11:04:01.381 |
| 11 | 1:06.618 | +0.688 | 11:05:07.999 |
| 12 | 1:07.328 | +1.398 | 11:06:15.327 |

| Vuelta | empo de vuelta | Dif. resp. 1° | Hora del día |
|-------------------------------|----------------|---------------|--------------|
| (53) RAUL NAVARRO CARO | | | |
| 1 | 1:21.886 | +12.457 | 10:48:40.226 |
| 2 | 1:18.356 | +8.927 | 10:49:58.582 |

| Vuelta | empo de vuelta | Dif. resp. 1° | Hora del día |
|--------|-----------------|---------------|--------------|
| 3 | 1:16.292 | +6.863 | 10:51:14.874 |
| 4 | 1:13.491 | +4.062 | 10:52:28.365 |
| 5 | 1:13.350 | +3.921 | 10:53:41.715 |
| 6 | 1:11.689 | +2.260 | 10:54:53.404 |
| 7 | 1:10.835 | +1.406 | 10:56:04.239 |
| 8 | 1:10.946 | +1.517 | 10:57:15.185 |
| 9 | 1:10.622 | +1.193 | 10:58:25.807 |
| 10 | 1:09.429 | | 10:59:35.236 |
| 11 | 1:10.408 | +0.979 | 11:00:45.644 |
| 12 | 2:40.628 | +1:31.199 | 11:03:26.272 |
| 13 | 1:11.209 | +1.780 | 11:04:37.481 |

| Vuelta | empo de vuelta | Dif. resp. 1° | Hora del día |
|------------------------------------|-----------------|---------------|--------------|
| (24) GERARD MARTIN CLANCHET | | | |
| 1 | 1:18.079 | +7.447 | 10:48:50.696 |
| 2 | 1:16.730 | +6.098 | 10:50:07.426 |
| 3 | 1:13.837 | +3.205 | 10:51:21.263 |
| 4 | 1:12.736 | +2.104 | 10:52:33.999 |
| 5 | 1:13.056 | +2.424 | 10:53:47.055 |
| 6 | 1:11.292 | +0.660 | 10:54:58.347 |
| 7 | 1:11.158 | +0.526 | 10:56:09.505 |
| 8 | 1:11.162 | +0.530 | 10:57:20.667 |
| 9 | 1:11.129 | +0.497 | 10:58:31.796 |
| 10 | 1:11.705 | +1.073 | 10:59:43.501 |
| 11 | 1:11.447 | +0.815 | 11:00:54.948 |
| 12 | 1:10.632 | | 11:02:05.580 |
| 13 | 3:11.251 | +2:00.619 | 11:05:16.831 |
| 14 | 1:10.999 | +0.367 | 11:06:27.830 |

| Vuelta | empo de vuelta | Dif. resp. 1° | Hora del día |
|-----------------------------------|-----------------|---------------|--------------|
| (26) DAVID ARQUILLO MADRID | | | |
| 1 | 1:13.318 | +2.530 | 10:48:51.988 |
| 2 | 1:14.315 | +3.527 | 10:50:06.303 |
| 3 | 1:11.910 | +1.122 | 10:51:18.213 |
| 4 | 1:12.774 | +1.986 | 10:52:30.987 |
| 5 | 1:11.424 | +0.636 | 10:53:42.411 |
| 6 | 1:11.397 | +0.609 | 10:54:53.808 |
| 7 | 1:11.002 | +0.214 | 10:56:04.810 |
| 8 | 1:10.788 | | 10:57:15.598 |
| 9 | 1:11.459 | +0.671 | 10:58:27.057 |
| 10 | 1:11.244 | +0.456 | 10:59:38.301 |
| 11 | 1:12.331 | +1.543 | 11:00:50.632 |
| 12 | 1:13.970 | +3.182 | 11:02:04.602 |
| 13 | 3:11.690 | +2:00.902 | 11:05:16.292 |
| 14 | 1:11.231 | +0.443 | 11:06:27.523 |

| Vuelta | empo de vuelta | Dif. resp. 1° | Hora del día |
|-----------------------------|-----------------|---------------|--------------|
| (14) GENIS GIL MOREY | | | |
| 1 | 1:15.616 | +1.553 | 10:48:43.647 |
| 2 | 1:15.869 | +1.806 | 10:49:59.516 |
| 3 | 1:16.036 | +1.973 | 10:51:15.552 |
| 4 | 1:16.115 | +2.052 | 10:52:31.667 |
| 5 | 1:15.905 | +1.842 | 10:53:47.572 |
| 6 | 1:14.063 | | 10:55:01.635 |
| 7 | 1:15.169 | +1.106 | 10:56:16.804 |
| 8 | 1:15.439 | +1.376 | 10:57:32.243 |
| 9 | 1:17.407 | +3.344 | 10:58:49.650 |
| 10 | 1:16.558 | +2.495 | 11:00:06.208 |
| 11 | 3:21.951 | +2:07.888 | 11:03:28.159 |
| 12 | 1:18.377 | +4.314 | 11:04:46.536 |
| 13 | 1:17.896 | +3.833 | 11:06:04.432 |

COPA CATALANA DE MINIMOTOS

Clasificado por vueltas

POLINI

OSONA 0,940 km

MANGA 1

17/10/2010 12:15

Carrera (6:00 y 2 Vueltas) iniciado a 12:30:05

| Pos. | N° | Nombre | Clase | Vueltas | Total T° | Dif. resp. 1° | Dif. resp. anterior | Mejor Tm | Puntos |
|------|----|------------------------------|--------|---------|----------|---------------|---------------------|----------|--------|
| 1 | 11 | SERGIO GARCIA DOLS | Polini | 8 | 8:35.175 | | | 1:03.744 | 25 |
| 2 | 17 | ANDREAS ADOLFO PEREZ MANRESA | Polini | 8 | 8:35.801 | 0.626 | 0.626 | 1:03.526 | 20 |
| 3 | 2 | JUAN CARLOS MARTIN PALAU | Polini | 8 | 8:35.958 | 0.783 | 0.157 | 1:03.661 | 16 |
| 4 | 93 | IKER GARCIA ABELLA | Polini | 8 | 8:36.077 | 0.902 | 0.119 | 1:03.715 | 13 |
| 5 | 26 | DAVID ARQUILLO MADRID | Polini | 8 | 9:00.913 | 25.738 | 24.836 | 1:05.905 | 11 |
| 6 | 53 | RAUL NAVARRO CARO | Polini | 8 | 9:18.932 | 43.757 | 18.019 | 1:07.603 | 10 |
| 7 | 24 | GERARD MARTIN CLANCHET | Polini | 8 | 9:27.351 | 52.176 | 8.419 | 1:09.236 | 9 |
| 8 | 14 | GENIS GIL MOREY | Polini | 8 | 9:42.166 | 1:06.991 | 14.815 | 1:11.188 | 8 |

| Márgen de victoria | Velocidad media | Mejor t° de vuelta | Mejor Vel. | Mejor vuelta para |
|--------------------|-----------------|--------------------|------------|-----------------------------|
| 0.626 | 52,549 | 1:03.526 | 53,270 | 17 - ANDREAS ADOLFO PEREZ M |

COPA CATALANA DE MINIMOTOS

POLINI

OSONA 0,940 km

MANGA 1

17/10/2010 12:15

Carrera (6:00 y 2 Vueltas) iniciado a 12:30:05

| | Vuelta | empo de vuelta | Dif. resp. 1° | Hora del día |
|--------------------------------|--------|-----------------|---------------|--------------|
| (11) SERGIO GARCIA DOLS | | | | |
| | 1 | | | 12:31:11.759 |
| | 2 | 1:03.942 | +0.198 | 12:32:15.701 |
| | 3 | 1:04.230 | +0.486 | 12:33:19.931 |
| | 4 | 1:04.518 | +0.774 | 12:34:24.449 |
| | 5 | 1:04.172 | +0.428 | 12:35:28.621 |
| | 6 | 1:04.089 | +0.345 | 12:36:32.710 |
| | 7 | 1:04.308 | +0.564 | 12:37:37.018 |
| | 8 | 1:03.744 | | 12:38:40.762 |

| | Vuelta | empo de vuelta | Dif. resp. 1° | Hora del día |
|--|--------|-----------------|---------------|--------------|
| (17) ANDREAS ADOLFO PEREZ MANRESA | | | | |
| | 1 | | | 12:31:12.788 |
| | 2 | 1:03.526 | | 12:32:16.314 |
| | 3 | 1:04.257 | +0.731 | 12:33:20.571 |
| | 4 | 1:04.387 | +0.861 | 12:34:24.958 |
| | 5 | 1:04.160 | +0.634 | 12:35:29.118 |
| | 6 | 1:03.698 | +0.172 | 12:36:32.816 |
| | 7 | 1:04.513 | +0.987 | 12:37:37.329 |
| | 8 | 1:04.059 | +0.533 | 12:38:41.388 |

| | Vuelta | empo de vuelta | Dif. resp. 1° | Hora del día |
|-------------------------------------|--------|-----------------|---------------|--------------|
| (2) JUAN CARLOS MARTIN PALAU | | | | |
| | 1 | | | 12:31:13.115 |
| | 2 | 1:03.661 | | 12:32:16.776 |
| | 3 | 1:04.024 | +0.363 | 12:33:20.800 |
| | 4 | 1:04.493 | +0.832 | 12:34:25.293 |
| | 5 | 1:04.245 | +0.584 | 12:35:29.538 |
| | 6 | 1:03.864 | +0.203 | 12:36:33.402 |
| | 7 | 1:04.182 | +0.521 | 12:37:37.584 |
| | 8 | 1:03.961 | +0.300 | 12:38:41.545 |

| | Vuelta | empo de vuelta | Dif. resp. 1° | Hora del día |
|--------------------------------|--------|-----------------|---------------|--------------|
| (93) IKER GARCIA ABELLA | | | | |
| | 1 | | | 12:31:12.278 |
| | 2 | 1:03.715 | | 12:32:15.993 |
| | 3 | 1:04.173 | +0.458 | 12:33:20.166 |
| | 4 | 1:04.507 | +0.792 | 12:34:24.673 |
| | 5 | 1:04.247 | +0.532 | 12:35:28.920 |
| | 6 | 1:04.119 | +0.404 | 12:36:33.039 |
| | 7 | 1:04.684 | +0.969 | 12:37:37.723 |
| | 8 | 1:03.941 | +0.226 | 12:38:41.664 |

| | Vuelta | empo de vuelta | Dif. resp. 1° | Hora del día |
|-----------------------------------|--------|-----------------|---------------|--------------|
| (26) DAVID ARQUILLO MADRID | | | | |
| | 1 | | | 12:31:18.911 |
| | 2 | 1:06.299 | +0.394 | 12:32:25.210 |
| | 3 | 1:05.905 | | 12:33:31.115 |
| | 4 | 1:06.211 | +0.306 | 12:34:37.326 |
| | 5 | 1:06.581 | +0.676 | 12:35:43.907 |
| | 6 | 1:07.645 | +1.740 | 12:36:51.552 |
| | 7 | 1:07.530 | +1.625 | 12:37:59.082 |
| | 8 | 1:07.418 | +1.513 | 12:39:06.500 |

| | Vuelta | empo de vuelta | Dif. resp. 1° | Hora del día |
|-------------------------------|--------|-----------------|---------------|--------------|
| (53) RAUL NAVARRO CARO | | | | |
| | 1 | | | 12:31:19.725 |
| | 2 | 1:07.603 | | 12:32:27.328 |
| | 3 | 1:08.361 | +0.758 | 12:33:35.689 |
| | 4 | 1:08.673 | +1.070 | 12:34:44.362 |
| | 5 | 1:09.501 | +1.898 | 12:35:53.863 |
| | 6 | 1:11.205 | +3.602 | 12:37:05.068 |
| | 7 | 1:09.573 | +1.970 | 12:38:14.641 |
| | 8 | 1:09.878 | +2.275 | 12:39:24.519 |

| | Vuelta | empo de vuelta | Dif. resp. 1° | Hora del día |
|------------------------------------|--------|----------------|---------------|--------------|
| (24) GERARD MARTIN CLANCHET | | | | |
| | 1 | | | 12:31:22.207 |
| | 2 | 1:10.960 | +1.724 | 12:32:33.167 |
| | 3 | 1:11.324 | +2.088 | 12:33:44.491 |
| | 4 | 1:09.398 | +0.162 | 12:34:53.889 |

| | Vuelta | empo de vuelta | Dif. resp. 1° | Hora del día |
|--|--------|-----------------|---------------|--------------|
| | 5 | 1:09.751 | +0.515 | 12:36:03.640 |
| | 6 | 1:10.035 | +0.799 | 12:37:13.675 |
| | 7 | 1:09.236 | | 12:38:22.911 |
| | 8 | 1:10.027 | +0.791 | 12:39:32.938 |

| | Vuelta | empo de vuelta | Dif. resp. 1° | Hora del día |
|-----------------------------|--------|-----------------|---------------|--------------|
| (14) GENIS GIL MOREY | | | | |
| | 1 | | | 12:31:21.495 |
| | 2 | 1:11.260 | +0.072 | 12:32:32.755 |
| | 3 | 1:11.188 | | 12:33:43.943 |
| | 4 | 1:11.338 | +0.150 | 12:34:55.281 |
| | 5 | 1:12.112 | +0.924 | 12:36:07.393 |
| | 6 | 1:12.901 | +1.713 | 12:37:20.294 |
| | 7 | 1:13.082 | +1.894 | 12:38:33.376 |
| | 8 | 1:14.377 | +3.189 | 12:39:47.753 |

| | Vuelta | empo de vuelta | Dif. resp. 1° | Hora del día |
|--|--------|----------------|---------------|--------------|
|--|--------|----------------|---------------|--------------|

COPA CATALANA DE MINIMOTOS

Vuelta a vuelta

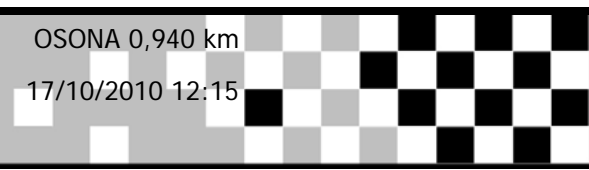
POLINI

OSONA 0,940 km

MANGA 1

17/10/2010 12:15

Carrera (6:00 y 2 Vueltas) iniciado a 12:30:05



| Competidores | Vueltas | | | | | | | |
|------------------------------|---------|----|----|----|----|----|----|----|
| | 1 | 2 | 3 | 4 | 5 | 6 | 7 | 8 |
| SERGIO GARCIA DOLS (11) | 11 | 11 | 11 | 11 | 11 | 11 | 11 | 11 |
| IKER GARCIA ABELLA (93) | 93 | 93 | 93 | 93 | 93 | 17 | 17 | 17 |
| ANDREAS ADOLFO PEREZ MANRE | 17 | 17 | 17 | 17 | 17 | 93 | 2 | 2 |
| JUAN CARLOS MARTIN PALAU (2) | 2 | 2 | 2 | 2 | 2 | 2 | 93 | 93 |
| DAVID ARQUILLO MADRID (26) | 26 | 26 | 26 | 26 | 26 | 26 | 26 | 26 |
| RAUL NAVARRO CARO (53) | 53 | 53 | 53 | 53 | 53 | 53 | 53 | 53 |
| GENIS GIL MOREY (14) | 14 | 14 | 14 | 24 | 24 | 24 | 24 | 24 |
| GERARD MARTIN CLANCHET (24) | 24 | 24 | 24 | 14 | 14 | 14 | 14 | 14 |

COPA CATALANA DE MINIMOTOS
Clasificado por vueltas

POLINI

OSONA 0,940 km

MANGA 2

17/10/2010 13:50

Carrera (6:00 y 3 Vueltas) iniciado a 14:03:21

| Pos. | N° | Nombre | Clase | Vueltas | Total T° | Dif. resp. 1° | Dif. resp. anterior | Mejor Tm | Puntos |
|----------------------------------|----|------------------------------|--------|---------|-----------|---------------|---------------------|----------|--------|
| 1 | 93 | IKER GARCIA ABELLA | Polini | 9 | 9:25.279 | | | 1:01.916 | 25 |
| 2 | 11 | SERGIO GARCIA DOLS | Polini | 9 | 9:26.838 | 1.559 | 1.559 | 1:02.115 | 20 |
| 3 | 2 | JUAN CARLOS MARTIN PALAU | Polini | 9 | 9:52.712 | 27.433 | 25.874 | 1:03.264 | 16 |
| 4 | 26 | DAVID ARQUILLO MADRID | Polini | 9 | 10:08.119 | 42.840 | 15.407 | 1:05.732 | 13 |
| 5 | 53 | RAUL NAVARRO CARO | Polini | 9 | 10:26.860 | 1:01.581 | 18.741 | 1:06.720 | 11 |
| 6 | 24 | GERARD MARTIN CLANCHET | Polini | 9 | 10:35.897 | 1:10.618 | 9.037 | 1:08.672 | 10 |
| 7 | 14 | GENIS GIL MOREY | Polini | 8 | 10:05.121 | 1 Vuelta | 1 Vuelta | 1:12.613 | 9 |
| No clasificado (75% = 6 Vueltas) | | | | | | | | | |
| NT | 17 | ANDREAS ADOLFO PEREZ MANRESA | Polini | 4 | 4:18.256 | NT | | 1:03.214 | 0 |

| Márgen de victoria | Velocidad media | Mejor t° de vuelta | Mejor Vel. | Mejor vuelta para |
|--------------------|-----------------|--------------------|------------|-------------------------|
| 1.559 | 53,878 | 1:01.916 | 54,655 | 93 - IKER GARCIA ABELLA |

COPA CATALANA DE MINIMOTOS

POLINI

OSONA 0,940 km

MANGA 2

17/10/2010 13:50

Carrera (6:00 y 3 Vueltas) iniciado a 14:03:21

| Vuelta | empo de vuelta | Dif. resp. 1° | Hora del día |
|--------------------------------|-----------------|---------------|--------------|
| (93) IKER GARCIA ABELLA | | | |
| 1 | | | 14:04:26.583 |
| 2 | 1:02.455 | +0.539 | 14:05:29.038 |
| 3 | 1:02.225 | +0.309 | 14:06:31.263 |
| 4 | 1:02.290 | +0.374 | 14:07:33.553 |
| 5 | 1:02.451 | +0.535 | 14:08:36.004 |
| 6 | 1:02.219 | +0.303 | 14:09:38.223 |
| 7 | 1:03.224 | +1.308 | 14:10:41.447 |
| 8 | 1:01.916 | | 14:11:43.363 |
| 9 | 1:03.088 | +1.172 | 14:12:46.451 |

| Vuelta | empo de vuelta | Dif. resp. 1° | Hora del día |
|--------------------------------|-----------------|---------------|--------------|
| (11) SERGIO GARCIA DOLS | | | |
| 1 | | | 14:04:26.801 |
| 2 | 1:02.496 | +0.381 | 14:05:29.297 |
| 3 | 1:02.115 | | 14:06:31.412 |
| 4 | 1:02.601 | +0.486 | 14:07:34.013 |
| 5 | 1:02.307 | +0.192 | 14:08:36.320 |
| 6 | 1:02.118 | +0.003 | 14:09:38.438 |
| 7 | 1:03.149 | +1.034 | 14:10:41.587 |
| 8 | 1:03.168 | +1.053 | 14:11:44.755 |
| 9 | 1:03.255 | +1.140 | 14:12:48.010 |

| Vuelta | empo de vuelta | Dif. resp. 1° | Hora del día |
|-------------------------------------|-----------------|---------------|--------------|
| (2) JUAN CARLOS MARTIN PALAU | | | |
| 1 | | | 14:04:28.447 |
| 2 | 1:04.556 | +1.292 | 14:05:33.003 |
| 3 | 1:03.341 | +0.077 | 14:06:36.344 |
| 4 | 1:03.264 | | 14:07:39.608 |
| 5 | 1:04.475 | +1.211 | 14:08:44.083 |
| 6 | 1:07.285 | +4.021 | 14:09:51.368 |
| 7 | 1:09.902 | +6.638 | 14:11:01.270 |
| 8 | 1:06.083 | +2.819 | 14:12:07.353 |
| 9 | 1:06.531 | +3.267 | 14:13:13.884 |

| Vuelta | empo de vuelta | Dif. resp. 1° | Hora del día |
|-----------------------------------|-----------------|---------------|--------------|
| (26) DAVID ARQUILLO MADRID | | | |
| 1 | | | 14:04:31.112 |
| 2 | 1:05.732 | | 14:05:36.844 |
| 3 | 1:06.898 | +1.166 | 14:06:43.742 |
| 4 | 1:06.851 | +1.119 | 14:07:50.593 |
| 5 | 1:08.131 | +2.399 | 14:08:58.724 |
| 6 | 1:07.984 | +2.252 | 14:10:06.708 |
| 7 | 1:07.748 | +2.016 | 14:11:14.456 |
| 8 | 1:07.607 | +1.875 | 14:12:22.063 |
| 9 | 1:07.228 | +1.496 | 14:13:29.291 |

| Vuelta | empo de vuelta | Dif. resp. 1° | Hora del día |
|-------------------------------|-----------------|---------------|--------------|
| (53) RAUL NAVARRO CARO | | | |
| 1 | | | 14:04:31.768 |
| 2 | 1:06.720 | | 14:05:38.488 |
| 3 | 1:08.604 | +1.884 | 14:06:47.092 |
| 4 | 1:08.531 | +1.811 | 14:07:55.623 |
| 5 | 1:08.943 | +2.223 | 14:09:04.566 |
| 6 | 1:10.318 | +3.598 | 14:10:14.884 |
| 7 | 1:09.552 | +2.832 | 14:11:24.436 |
| 8 | 1:10.818 | +4.098 | 14:12:35.254 |
| 9 | 1:12.778 | +6.058 | 14:13:48.032 |

| Vuelta | empo de vuelta | Dif. resp. 1° | Hora del día |
|------------------------------------|-----------------|---------------|--------------|
| (24) GERARD MARTIN CLANCHET | | | |
| 1 | | | 14:04:34.886 |
| 2 | 1:09.466 | +0.794 | 14:05:44.352 |
| 3 | 1:08.672 | | 14:06:53.024 |
| 4 | 1:09.274 | +0.602 | 14:08:02.298 |
| 5 | 1:11.773 | +3.101 | 14:09:14.071 |
| 6 | 1:10.408 | +1.736 | 14:10:24.479 |
| 7 | 1:09.949 | +1.277 | 14:11:34.428 |
| 8 | 1:09.658 | +0.986 | 14:12:44.086 |
| 9 | 1:12.983 | +4.311 | 14:13:57.069 |

| Vuelta | empo de vuelta | Dif. resp. 1° | Hora del día |
|-----------------------------|-----------------|---------------|--------------|
| (14) GENIS GIL MOREY | | | |
| 1 | | | 14:04:37.739 |
| 2 | 1:12.613 | | 14:05:50.352 |
| 3 | 1:13.819 | +1.206 | 14:07:04.171 |
| 4 | 1:13.229 | +0.616 | 14:08:17.400 |
| 5 | 1:15.550 | +2.937 | 14:09:32.950 |
| 6 | 1:16.226 | +3.613 | 14:10:49.176 |
| 7 | 1:17.889 | +5.276 | 14:12:07.065 |
| 8 | 1:19.228 | +6.615 | 14:13:26.293 |

| Vuelta | empo de vuelta | Dif. resp. 1° | Hora del día |
|--|-----------------|---------------|--------------|
| (17) ANDREAS ADOLFO PEREZ MANRESA | | | |
| 1 | | | 14:04:28.742 |
| 2 | 1:04.071 | +0.857 | 14:05:32.813 |
| 3 | 1:03.214 | | 14:06:36.027 |
| 4 | 1:03.401 | +0.187 | 14:07:39.428 |

Vuelta empo de vuelta Dif. resp. 1° Hora del día

COPA CATALANA DE MINIMOTOS

Vuelta a vuelta

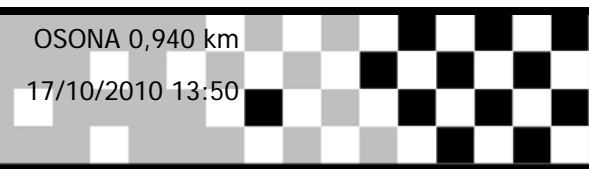
POLINI

OSONA 0,940 km

MANGA 2

17/10/2010 13:50

Carrera (6:00 y 3 Vueltas) iniciado a 14:03:21



| Competidores | Vueltas | | | | | | | | | |
|------------------------------|---------|----|----|----|----|----|----|----|----|----|
| | 1 | 2 | 3 | 4 | 5 | 6 | 7 | 8 | 9 | |
| IKER GARCIA ABELLA (93) | 1 | 93 | 93 | 93 | 93 | 93 | 93 | 93 | 93 | 93 |
| SERGIO GARCIA DOLS (11) | 2 | 11 | 11 | 11 | 11 | 11 | 11 | 11 | 11 | 11 |
| JUAN CARLOS MARTIN PALAU (2) | 3 | 2 | 17 | 17 | 17 | 2 | 2 | 2 | 2 | 2 |
| ANDREAS ADOLFO PEREZ MANRE | 4 | 17 | 2 | 2 | 2 | 26 | 26 | 26 | 26 | 26 |
| DAVID ARQUILLO MADRID (26) | 5 | 26 | 26 | 26 | 26 | 53 | 53 | 53 | 53 | 53 |
| RAUL NAVARRO CARO (53) | 6 | 53 | 53 | 53 | 53 | 24 | 24 | 24 | 24 | 24 |
| GERARD MARTIN CLANCHET (24) | 7 | 24 | 24 | 24 | 24 | 14 | 14 | 14 | 14 | 14 |
| GENIS GIL MOREY (14) | 8 | 14 | 14 | 14 | 14 | | | | | |

COPA CATALANA DE MINIMOTOS

POLINI

OSONA 0,940 km

SCRATCH

| Pos. | Nº | Nombre | Clase | Total puntos | R1. | R2. |
|------|----|------------------------------|--------|--------------|-----|-----|
| 1 | 11 | SERGIO GARCIA DOLS | Polini | 45 | 25 | 20 |
| 2 | 93 | IKER GARCIA ABELLA | Polini | 38 | 13 | 25 |
| 3 | 2 | JUAN CARLOS MARTIN PALAU | Polini | 32 | 16 | 16 |
| 4 | 26 | DAVID ARQUILLO MADRID | Polini | 24 | 11 | 13 |
| 5 | 53 | RAUL NAVARRO CARO | Polini | 21 | 10 | 11 |
| 6 | 17 | ANDREAS ADOLFO PEREZ MANRESA | Polini | 20 | 20 | 0 |
| 7 | 24 | GERARD MARTIN CLANCHET | Polini | 19 | 9 | 10 |
| 8 | 14 | GENIS GIL MOREY | Polini | 17 | 8 | 9 |

COPA CATALANA DE MINIMOTOS

Clasificado por mejor tiempo de vuelta

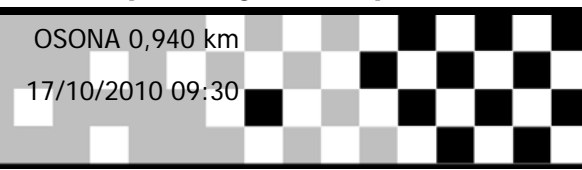
OPEN

OSONA 0,940 km

ENTRENOS

17/10/2010 09:30

Clasificación (20:00 Tiempo) iniciado a 9:32:34



| Pos. | Nº | Nombre | Clase | Mejor Tm | 2º Mejor | Dif. resp. 1º | Vueltas | Total Tº |
|------|----|-------------------------|-------|----------|----------|---------------|---------|-----------|
| 1 | 7 | KILLIAN MORENO COSCOLL | Open | 54.798 | 54.807 | | 13 | 18:59.143 |
| 2 | 4 | ARNAU PONS BASSOLS | Open | 55.498 | 55.724 | 0.700 | 18 | 19:55.196 |
| 3 | 23 | EDUARD MONTOJO COLL | Open | 55.780 | 56.509 | 0.982 | 17 | 19:37.789 |
| 4 | 21 | JOSE MARIA VIÑALES GRAU | Open | 55.955 | 56.365 | 1.157 | 17 | 20:07.769 |
| 5 | 42 | MARC LLENSA BOU | Open | 57.440 | 57.884 | 2.642 | 17 | 19:47.515 |
| 6 | 54 | DANIEL PINTOS OLIVER | Open | 57.729 | 58.035 | 2.931 | 14 | 17:49.834 |
| 7 | 58 | ALEIX MABRES SEOANE | Open | 58.770 | 58.864 | 3.972 | 15 | 20:10.007 |
| 8 | 16 | MIQUEL RUEDA SUREDA | Open | 58.981 | 59.042 | 4.183 | 17 | 19:53.209 |
| 9 | 10 | XAVIER PONS BASSOLS | Open | 59.587 | 1:00.376 | 4.789 | 17 | 19:54.148 |
| 10 | 6 | SERGI CASADEMONT FONT | Open | 1:04.464 | 1:04.585 | 9.666 | 15 | 19:45.862 |
| 11 | 14 | XAVIER FONTFREDA MATES | Open | 1:04.887 | 1:05.528 | 10.089 | 15 | 19:44.327 |
| 12 | 85 | JOAN NADAL VILA | Open | 1:05.379 | 1:05.475 | 10.581 | 16 | 20:15.935 |

COPA CATALANA DE MINIMOTOS

OPEN

OSONA 0,940 km

ENTRENOS

17/10/2010 09:30

Clasificación (20:00 Tiempo) iniciado a 9:32:34

| Vuelta | empo de vuelta | Dif. resp. 1° | Hora del día |
|-----------------------------|-----------------|---------------|--------------|
| (85) JOAN NADAL VILA | | | |
| 1 | 1:21.625 | +16.246 | 9:35:39.048 |
| 2 | 1:15.351 | +9.972 | 9:36:54.399 |
| 3 | 1:10.061 | +4.682 | 9:38:04.460 |
| 4 | 1:09.008 | +3.629 | 9:39:13.468 |
| 5 | 1:08.178 | +2.799 | 9:40:21.646 |
| 6 | 1:10.201 | +4.822 | 9:41:31.847 |
| 7 | 1:08.261 | +2.882 | 9:42:40.108 |
| 8 | 1:07.808 | +2.429 | 9:43:47.916 |
| 9 | 1:05.475 | +0.096 | 9:44:53.391 |
| 10 | 1:08.183 | +2.804 | 9:46:01.574 |
| 11 | 1:05.379 | | 9:47:06.953 |
| 12 | 1:06.816 | +1.437 | 9:48:13.769 |
| 13 | 1:05.589 | +0.210 | 9:49:19.358 |
| 14 | 1:09.947 | +4.568 | 9:50:29.305 |
| 15 | 1:14.354 | +8.975 | 9:51:43.659 |
| 16 | 1:07.266 | +1.887 | 9:52:50.925 |

Vuelta empo de vuelta Dif. resp. 1° Hora del día

Vuelta empo de vuelta Dif. resp. 1° Hora del día

COPA CATALANA DE MINIMOTOS

Clasificado por vueltas

OPEN

OSONA 0,940 km

MANGA 1

17/10/2010 11:15

Carrera (10:00 y 2 Vueltas) iniciado a 11:22:33

| Pos. | Nº | Nombre | Clase | Vueltas | Total T° | Dif. resp. 1° | Dif. resp. anterior | Mejor Tm | Puntos |
|------|----|-------------------------|-------|---------|-----------|---------------|---------------------|----------|--------|
| 1 | 7 | KILLIAN MORENO COSCOLL | Open | 13 | 11:57.540 | | | 54.508 | 25 |
| 2 | 21 | JOSE MARIA VIÑALES GRAU | Open | 13 | 12:03.800 | 6.260 | 6.260 | 55.209 | 20 |
| 3 | 4 | ARNAU PONS BASSOLS | Open | 13 | 12:08.399 | 10.859 | 4.599 | 55.098 | 16 |
| 4 | 23 | EDUARD MONTOJO COLL | Open | 13 | 12:09.538 | 11.998 | 1.139 | 55.392 | 13 |
| 5 | 16 | MIQUEL RUEDA SUREDA | Open | 13 | 12:29.569 | 32.029 | 20.031 | 56.745 | 11 |
| 6 | 42 | MARC LLENSA BOU | Open | 13 | 12:30.432 | 32.892 | 0.863 | 56.633 | 10 |
| 7 | 10 | XAVIER PONS BASSOLS | Open | 13 | 12:50.371 | 52.831 | 19.939 | 57.456 | 9 |
| 8 | 58 | ALEIX MABRES SEOANE | Open | 13 | 13:33.142 | 1:35.602 | 42.771 | 57.882 | 8 |
| 9 | 54 | DANIEL PINTOS OLIVER | Open | 12 | 12:14.838 | 1 Vuelta | 1 Vuelta | 58.563 | 7 |
| 10 | 85 | JOAN NADAL VILA | Open | 12 | 12:38.283 | 1 Vuelta | 23.445 | 1:00.862 | 6 |
| 11 | 14 | XAVIER FONTFREDA MATES | Open | 11 | 12:01.647 | 2 Vueltas | 1 Vuelta | 1:03.775 | 5 |
| 12 | 6 | SERGI CASADEMONT FONT | Open | 11 | 12:03.369 | 2 Vueltas | 1.722 | 1:03.104 | 4 |

| Márgen de victoria | Velocidad media | Mejor t° de vuelta | Mejor Vel. | Mejor vuelta para |
|--------------------|-----------------|--------------------|------------|----------------------------|
| 6.260 | 61,309 | 54.508 | 62,083 | 7 - KILLIAN MORENO COSCOLL |

COPA CATALANA DE MINIMOTOS

OPEN

OSONA 0,940 km

MANGA 1

17/10/2010 11:15

Carrera (10:00 y 2 Vueltas) iniciado a 11:22:33

| Vuelta | empo de vuelta | Dif. resp. 1° | Hora del día |
|-----------------------------------|----------------|---------------|--------------|
| (7) KILLIAN MORENO COSCOLL | | | |
| 1 | | | 11:23:30.970 |
| 2 | 54.921 | +0.413 | 11:24:25.891 |
| 3 | 54.619 | +0.111 | 11:25:20.510 |
| 4 | 54.508 | | 11:26:15.018 |
| 5 | 54.792 | +0.284 | 11:27:09.810 |
| 6 | 55.466 | +0.958 | 11:28:05.276 |
| 7 | 54.832 | +0.324 | 11:29:00.108 |
| 8 | 54.887 | +0.379 | 11:29:54.995 |
| 9 | 55.034 | +0.526 | 11:30:50.029 |
| 10 | 54.888 | +0.380 | 11:31:44.917 |
| 11 | 54.796 | +0.288 | 11:32:39.713 |
| 12 | 54.948 | +0.440 | 11:33:34.661 |
| 13 | 55.892 | +1.384 | 11:34:30.553 |

| Vuelta | empo de vuelta | Dif. resp. 1° | Hora del día |
|-------------------------------------|----------------|---------------|--------------|
| (21) JOSE MARIA VIÑALES GRAU | | | |
| 1 | | | 11:23:31.492 |
| 2 | 55.387 | +0.178 | 11:24:26.879 |
| 3 | 55.370 | +0.161 | 11:25:22.249 |
| 4 | 55.380 | +0.171 | 11:26:17.629 |
| 5 | 55.601 | +0.392 | 11:27:13.230 |
| 6 | 55.409 | +0.200 | 11:28:08.639 |
| 7 | 55.441 | +0.232 | 11:29:04.080 |
| 8 | 55.238 | +0.029 | 11:29:59.318 |
| 9 | 55.295 | +0.086 | 11:30:54.613 |
| 10 | 55.396 | +0.187 | 11:31:50.009 |
| 11 | 55.209 | | 11:32:45.218 |
| 12 | 55.711 | +0.502 | 11:33:40.929 |
| 13 | 55.884 | +0.675 | 11:34:36.813 |

| Vuelta | empo de vuelta | Dif. resp. 1° | Hora del día |
|-------------------------------|----------------|---------------|--------------|
| (4) ARNAU PONS BASSOLS | | | |
| 1 | | | 11:23:34.734 |
| 2 | 56.635 | +1.537 | 11:24:31.369 |
| 3 | 55.952 | +0.854 | 11:25:27.321 |
| 4 | 55.177 | +0.079 | 11:26:22.498 |
| 5 | 55.150 | +0.052 | 11:27:17.648 |
| 6 | 55.806 | +0.708 | 11:28:13.454 |
| 7 | 55.732 | +0.634 | 11:29:09.186 |
| 8 | 55.296 | +0.198 | 11:30:04.482 |
| 9 | 55.551 | +0.453 | 11:31:00.033 |
| 10 | 55.625 | +0.527 | 11:31:55.658 |
| 11 | 55.362 | +0.264 | 11:32:51.020 |
| 12 | 55.294 | +0.196 | 11:33:46.314 |
| 13 | 55.098 | | 11:34:41.412 |

| Vuelta | empo de vuelta | Dif. resp. 1° | Hora del día |
|---------------------------------|----------------|---------------|--------------|
| (23) EDUARD MONTOJO COLL | | | |
| 1 | | | 11:23:33.188 |
| 2 | 56.906 | +1.514 | 11:24:30.094 |
| 3 | 56.114 | +0.722 | 11:25:26.208 |
| 4 | 55.640 | +0.248 | 11:26:21.848 |
| 5 | 55.647 | +0.255 | 11:27:17.495 |
| 6 | 55.869 | +0.477 | 11:28:13.364 |
| 7 | 55.392 | | 11:29:08.756 |
| 8 | 55.647 | +0.255 | 11:30:04.403 |
| 9 | 55.565 | +0.173 | 11:30:59.968 |
| 10 | 55.536 | +0.144 | 11:31:55.504 |
| 11 | 55.438 | +0.046 | 11:32:50.942 |
| 12 | 56.090 | +0.698 | 11:33:47.032 |
| 13 | 55.519 | +0.127 | 11:34:42.551 |

| Vuelta | empo de vuelta | Dif. resp. 1° | Hora del día |
|---------------------------------|----------------|---------------|--------------|
| (16) MIQUEL RUEDA SUREDA | | | |
| 1 | | | 11:23:36.878 |
| 2 | 58.094 | +1.349 | 11:24:34.972 |
| 3 | 57.399 | +0.654 | 11:25:32.371 |
| 4 | 57.300 | +0.555 | 11:26:29.671 |

| Vuelta | empo de vuelta | Dif. resp. 1° | Hora del día |
|--------|----------------|---------------|--------------|
| 5 | 56.883 | +0.138 | 11:27:26.554 |
| 6 | 57.365 | +0.620 | 11:28:23.919 |
| 7 | 57.176 | +0.431 | 11:29:21.095 |
| 8 | 56.889 | +0.144 | 11:30:17.984 |
| 9 | 57.052 | +0.307 | 11:31:15.036 |
| 10 | 56.745 | | 11:32:11.781 |
| 11 | 56.831 | +0.086 | 11:33:08.612 |
| 12 | 57.019 | +0.274 | 11:34:05.631 |
| 13 | 56.951 | +0.206 | 11:35:02.582 |

| Vuelta | empo de vuelta | Dif. resp. 1° | Hora del día |
|-----------------------------|----------------|---------------|--------------|
| (42) MARC LLENSA BOU | | | |
| 1 | | | 11:23:36.739 |
| 2 | 59.176 | +2.543 | 11:24:35.915 |
| 3 | 57.531 | +0.898 | 11:25:33.446 |
| 4 | 57.012 | +0.379 | 11:26:30.458 |
| 5 | 56.633 | | 11:27:27.091 |
| 6 | 57.493 | +0.860 | 11:28:24.584 |
| 7 | 57.165 | +0.532 | 11:29:21.749 |
| 8 | 56.845 | +0.212 | 11:30:18.594 |
| 9 | 56.976 | +0.343 | 11:31:15.570 |
| 10 | 56.718 | +0.085 | 11:32:12.288 |
| 11 | 56.934 | +0.301 | 11:33:09.222 |
| 12 | 57.132 | +0.499 | 11:34:06.354 |
| 13 | 57.091 | +0.458 | 11:35:03.445 |

| Vuelta | empo de vuelta | Dif. resp. 1° | Hora del día |
|---------------------------------|----------------|---------------|--------------|
| (10) XAVIER PONS BASSOLS | | | |
| 1 | | | 11:23:38.989 |
| 2 | 1:00.070 | +2.614 | 11:24:39.059 |
| 3 | 59.546 | +2.090 | 11:25:38.605 |
| 4 | 59.035 | +1.579 | 11:26:37.640 |
| 5 | 58.735 | +1.279 | 11:27:36.375 |
| 6 | 58.706 | +1.250 | 11:28:35.081 |
| 7 | 58.609 | +1.153 | 11:29:33.690 |
| 8 | 58.494 | +1.038 | 11:30:32.184 |
| 9 | 58.036 | +0.580 | 11:31:30.220 |
| 10 | 57.865 | +0.409 | 11:32:28.085 |
| 11 | 58.983 | +1.527 | 11:33:27.068 |
| 12 | 57.456 | | 11:34:24.524 |
| 13 | 58.860 | +1.404 | 11:35:23.384 |

| Vuelta | empo de vuelta | Dif. resp. 1° | Hora del día |
|---------------------------------|----------------|---------------|--------------|
| (58) ALEIX MABRES SEOANE | | | |
| 1 | | | 11:23:38.256 |
| 2 | 58.741 | +0.859 | 11:24:36.997 |
| 3 | 59.384 | +1.502 | 11:25:36.381 |
| 4 | 58.802 | +0.920 | 11:26:35.183 |
| 5 | 58.696 | +0.814 | 11:27:33.879 |
| 6 | 58.432 | +0.550 | 11:28:32.311 |
| 7 | 58.069 | +0.187 | 11:29:30.380 |
| 8 | 58.126 | +0.244 | 11:30:28.506 |
| 9 | 58.987 | +1.105 | 11:31:27.493 |
| 10 | 58.795 | +0.913 | 11:32:26.288 |
| 11 | 59.227 | +1.345 | 11:33:25.515 |
| 12 | 57.882 | | 11:34:23.397 |
| 13 | 1:42.758 | +44.876 | 11:36:06.155 |

| Vuelta | empo de vuelta | Dif. resp. 1° | Hora del día |
|----------------------------------|----------------|---------------|--------------|
| (54) DANIEL PINTOS OLIVER | | | |
| 1 | | | 11:23:47.619 |
| 2 | 1:01.394 | +2.831 | 11:24:49.013 |
| 3 | 1:00.718 | +2.155 | 11:25:49.731 |
| 4 | 59.447 | +0.884 | 11:26:49.178 |
| 5 | 58.956 | +0.393 | 11:27:48.134 |
| 6 | 59.334 | +0.771 | 11:28:47.468 |
| 7 | 58.836 | +0.273 | 11:29:46.304 |
| 8 | 58.563 | | 11:30:44.867 |
| 9 | 59.241 | +0.678 | 11:31:44.108 |
| 10 | 1:00.537 | +1.974 | 11:32:44.645 |

| Vuelta | empo de vuelta | Dif. resp. 1° | Hora del día |
|--------|----------------|---------------|--------------|
| 11 | 1:02.068 | +3.505 | 11:33:46.713 |
| 12 | 1:01.138 | +2.575 | 11:34:47.851 |

| Vuelta | empo de vuelta | Dif. resp. 1° | Hora del día |
|-----------------------------|-----------------|---------------|--------------|
| (85) JOAN NADAL VILA | | | |
| 1 | | | 11:23:44.366 |
| 2 | 1:05.566 | +4.704 | 11:24:49.932 |
| 3 | 1:03.034 | +2.172 | 11:25:52.966 |
| 4 | 1:01.919 | +1.057 | 11:26:54.885 |
| 5 | 1:01.949 | +1.087 | 11:27:56.834 |
| 6 | 1:02.206 | +1.344 | 11:28:59.040 |
| 7 | 1:04.338 | +3.476 | 11:30:03.378 |
| 8 | 1:02.891 | +2.029 | 11:31:06.269 |
| 9 | 1:01.229 | +0.367 | 11:32:07.498 |
| 10 | 1:00.862 | | 11:33:08.360 |
| 11 | 1:01.352 | +0.490 | 11:34:09.712 |
| 12 | 1:01.584 | +0.722 | 11:35:11.296 |

| Vuelta | empo de vuelta | Dif. resp. 1° | Hora del día |
|------------------------------------|-----------------|---------------|--------------|
| (14) XAVIER FONTFREDA MATES | | | |
| 1 | | | 11:23:45.797 |
| 2 | 1:06.652 | +2.877 | 11:24:52.449 |
| 3 | 1:04.441 | +0.666 | 11:25:56.890 |
| 4 | 1:04.813 | +1.038 | 11:27:01.703 |
| 5 | 1:04.488 | +0.713 | 11:28:06.191 |
| 6 | 1:05.762 | +1.987 | 11:29:11.953 |
| 7 | 1:03.775 | | 11:30:15.728 |
| 8 | 1:05.501 | +1.726 | 11:31:21.229 |
| 9 | 1:04.131 | +0.356 | 11:32:25.360 |
| 10 | 1:04.575 | +0.800 | 11:33:29.935 |
| 11 | 1:04.725 | +0.950 | 11:34:34.660 |

| Vuelta | empo de vuelta | Dif. resp. 1° | Hora del día |
|----------------------------------|-----------------|---------------|--------------|
| (6) SERGI CASADEMONT FONT | | | |
| 1 | | | 11:23:45.545 |
| 2 | 1:07.433 | +4.329 | 11:24:52.978 |
| 3 | 1:04.820 | +1.716 | 11:25:57.798 |
| 4 | 1:04.954 | +1.850 | 11:27:02.752 |
| 5 | 1:04.581 | +1.477 | 11:28:07.333 |
| 6 | 1:07.704 | +4.600 | 11:29:15.037 |
| 7 | 1:05.466 | +2.362 | 11:30:20.503 |
| 8 | 1:04.539 | +1.435 | 11:31:25.042 |
| 9 | 1:05.064 | +1.960 | 11:32:30.106 |
| 10 | 1:03.172 | +0.068 | 11:33:33.278 |
| 11 | 1:03.104 | | 11:34:36.382 |

COPA CATALANA DE MINIMOTOS

Vuelta a vuelta

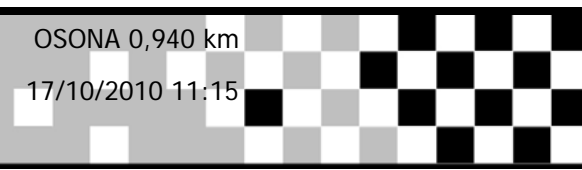
OPEN

OSONA 0,940 km

MANGA 1

17/10/2010 11:15

Carrera (10:00 y 2 Vueltas) iniciado a 11:22:33



| Competidores | Vueltas | | | | | | | | | | | | |
|------------------------------|---------|----|----|----|----|----|----|----|----|----|----|----|----|
| | 1 | 2 | 3 | 4 | 5 | 6 | 7 | 8 | 9 | 10 | 11 | 12 | 13 |
| KILLIAN MORENO COSCOLL (7) | 1 | 7 | 7 | 7 | 7 | 7 | 7 | 7 | 7 | 7 | 7 | 7 | 7 |
| JOSE MARIA VIÑALES GRAU (21) | 2 | 21 | 21 | 21 | 21 | 21 | 21 | 21 | 21 | 21 | 21 | 21 | 21 |
| EDUARD MONTOJO COLL (23) | 3 | 23 | 23 | 23 | 23 | 23 | 23 | 23 | 23 | 23 | 23 | 4 | 4 |
| ARNAU PONS BASSOLS (4) | 4 | 4 | 4 | 4 | 4 | 4 | 4 | 4 | 4 | 4 | 4 | 23 | 23 |
| MARC LLENSA BOU (42) | 5 | 42 | 16 | 16 | 16 | 16 | 16 | 16 | 16 | 16 | 16 | 16 | 16 |
| MIQUEL RUEDA SUREDA (16) | 6 | 16 | 42 | 42 | 42 | 42 | 42 | 42 | 42 | 42 | 42 | 42 | 42 |
| ALEIX MABRES SEOANE (58) | 7 | 58 | 58 | 58 | 58 | 58 | 58 | 58 | 58 | 58 | 58 | 58 | 10 |
| XAVIER PONS BASSOLS (10) | 8 | 10 | 10 | 10 | 10 | 10 | 10 | 10 | 10 | 10 | 10 | 10 | 58 |
| JOAN NADAL VILA (85) | 9 | 85 | 54 | 54 | 54 | 54 | 54 | 54 | 54 | 54 | 54 | 54 | 54 |
| SERGI CASADEMONT FONT (6) | 10 | 6 | 85 | 85 | 85 | 85 | 85 | 85 | 85 | 85 | 85 | 85 | 85 |
| XAVIER FONTFREDA MATES (14) | 11 | 14 | 14 | 14 | 14 | 14 | 14 | 14 | 14 | 14 | 14 | 14 | 14 |
| DANIEL PINTOS OLIVER (54) | 12 | 54 | 6 | 6 | 6 | 6 | 6 | 6 | 6 | 6 | 6 | 6 | 6 |

COPA CATALANA DE MINIMOTOS

Clasificado por vueltas

OPEN

OSONA 0,940 km

MANGA 2

17/10/2010 12:35

Carrera (10:00 y 2 Vueltas) iniciado a 12:49:21

| Pos. | Nº | Nombre | Clase | Vueltas | Total T° | Dif. resp. 1° | Dif. resp. anterior | Mejor Tm | Puntos |
|----------------------------------|----|-------------------------|-------|---------|-----------|---------------|---------------------|----------|--------|
| 1 | 7 | KILLIAN MORENO COSCOLL | Open | 13 | 11:53.034 | | | 54.087 | 25 |
| 2 | 23 | EDUARD MONTOJO COLL | Open | 13 | 11:58.597 | 5.563 | 5.563 | 54.487 | 20 |
| 3 | 21 | JOSE MARIA VIÑALES GRAU | Open | 13 | 12:11.061 | 18.027 | 12.464 | 54.961 | 16 |
| 4 | 16 | MIQUEL RUEDA SUREDA | Open | 13 | 12:13.866 | 20.832 | 2.805 | 55.353 | 13 |
| 5 | 54 | DANIEL PINTOS OLIVER | Open | 13 | 12:16.434 | 23.400 | 2.568 | 55.622 | 11 |
| 6 | 42 | MARC LLENSA BOU | Open | 13 | 12:33.225 | 40.191 | 16.791 | 56.965 | 10 |
| 7 | 58 | ALEIX MABRES SEOANE | Open | 13 | 12:41.813 | 48.779 | 8.588 | 57.488 | 9 |
| 8 | 10 | XAVIER PONS BASSOLS | Open | 13 | 12:42.823 | 49.789 | 1.010 | 57.059 | 8 |
| 9 | 85 | JOAN NADAL VILA | Open | 12 | 12:12.381 | 1 Vuelta | 1 Vuelta | 59.807 | 7 |
| 10 | 14 | XAVIER FONTFREDA MATES | Open | 12 | 12:45.029 | 1 Vuelta | 32.648 | 1:01.946 | 6 |
| No clasificado (75% = 9 Vueltas) | | | | | | | | | |
| NT | 4 | ARNAU PONS BASSOLS | Open | 6 | 5:42.002 | NT | 6 Vueltas | 55.468 | 0 |

| Márgen de victoria | Velocidad media | Mejor t° de vuelta | Mejor Vel. | Mejor vuelta para |
|--------------------|-----------------|--------------------|------------|----------------------------|
| 5.563 | 61,697 | 54.087 | 62,566 | 7 - KILLIAN MORENO COSCOLL |

COPA CATALANA DE MINIMOTOS

OPEN

OSONA 0,940 km

MANGA 2

17/10/2010 12:35

Carrera (10:00 y 2 Vueltas) iniciado a 12:49:21

| Vuelta | empo de vuelta | Dif. resp. 1° | Hora del día |
|-----------------------------------|----------------|---------------|--------------|
| (7) KILLIAN MORENO COSCOLL | | | |
| 1 | | | 12:50:18.461 |
| 2 | 54.816 | +0.729 | 12:51:13.277 |
| 3 | 54.586 | +0.499 | 12:52:07.863 |
| 4 | 54.124 | +0.037 | 12:53:01.987 |
| 5 | 54.087 | | 12:53:56.074 |
| 6 | 54.258 | +0.171 | 12:54:50.332 |
| 7 | 54.205 | +0.118 | 12:55:44.537 |
| 8 | 55.660 | +1.573 | 12:56:40.197 |
| 9 | 55.065 | +0.978 | 12:57:35.262 |
| 10 | 54.769 | +0.682 | 12:58:30.031 |
| 11 | 54.466 | +0.379 | 12:59:24.497 |
| 12 | 54.463 | +0.376 | 13:00:18.960 |
| 13 | 55.080 | +0.993 | 13:01:14.040 |

| Vuelta | empo de vuelta | Dif. resp. 1° | Hora del día |
|---------------------------------|----------------|---------------|--------------|
| (23) EDUARD MONTOJO COLL | | | |
| 1 | | | 12:50:19.264 |
| 2 | 55.125 | +0.638 | 12:51:14.389 |
| 3 | 54.487 | | 12:52:08.876 |
| 4 | 54.749 | +0.262 | 12:53:03.625 |
| 5 | 54.657 | +0.170 | 12:53:58.282 |
| 6 | 54.709 | +0.222 | 12:54:52.991 |
| 7 | 54.639 | +0.152 | 12:55:47.630 |
| 8 | 55.493 | +1.006 | 12:56:43.123 |
| 9 | 55.147 | +0.660 | 12:57:38.270 |
| 10 | 54.714 | +0.227 | 12:58:32.984 |
| 11 | 54.875 | +0.388 | 12:59:27.859 |
| 12 | 55.273 | +0.786 | 13:00:23.132 |
| 13 | 56.471 | +1.984 | 13:01:19.603 |

| Vuelta | empo de vuelta | Dif. resp. 1° | Hora del día |
|-------------------------------------|----------------|---------------|--------------|
| (21) JOSE MARIA VIÑALES GRAU | | | |
| 1 | | | 12:50:20.452 |
| 2 | 56.216 | +1.255 | 12:51:16.668 |
| 3 | 55.809 | +0.848 | 12:52:12.477 |
| 4 | 55.358 | +0.397 | 12:53:07.835 |
| 5 | 55.184 | +0.223 | 12:54:03.019 |
| 6 | 54.961 | | 12:54:57.980 |
| 7 | 55.355 | +0.394 | 12:55:53.335 |
| 8 | 55.856 | +0.895 | 12:56:49.191 |
| 9 | 55.777 | +0.816 | 12:57:44.968 |
| 10 | 55.810 | +0.849 | 12:58:40.778 |
| 11 | 55.916 | +0.955 | 12:59:36.694 |
| 12 | 57.446 | +2.485 | 13:00:34.140 |
| 13 | 57.927 | +2.966 | 13:01:32.067 |

| Vuelta | empo de vuelta | Dif. resp. 1° | Hora del día |
|---------------------------------|----------------|---------------|--------------|
| (16) MIQUEL RUEDA SUREDA | | | |
| 1 | | | 12:50:21.986 |
| 2 | 56.887 | +1.534 | 12:51:18.873 |
| 3 | 56.297 | +0.944 | 12:52:15.170 |
| 4 | 56.208 | +0.855 | 12:53:11.378 |
| 5 | 55.828 | +0.475 | 12:54:07.206 |
| 6 | 55.543 | +0.190 | 12:55:02.749 |
| 7 | 55.353 | | 12:55:58.102 |
| 8 | 57.461 | +2.108 | 12:56:55.563 |
| 9 | 56.060 | +0.707 | 12:57:51.623 |
| 10 | 55.771 | +0.418 | 12:58:47.394 |
| 11 | 55.896 | +0.543 | 12:59:43.290 |
| 12 | 55.774 | +0.421 | 13:00:39.064 |
| 13 | 55.808 | +0.455 | 13:01:34.872 |

| Vuelta | empo de vuelta | Dif. resp. 1° | Hora del día |
|----------------------------------|----------------|---------------|--------------|
| (54) DANIEL PINTOS OLIVER | | | |
| 1 | | | 12:50:20.225 |
| 2 | 56.989 | +1.367 | 12:51:17.214 |
| 3 | 55.832 | +0.210 | 12:52:13.046 |
| 4 | 56.388 | +0.766 | 12:53:09.434 |

| Vuelta | empo de vuelta | Dif. resp. 1° | Hora del día |
|--------|----------------|---------------|--------------|
| 5 | 56.094 | +0.472 | 12:54:05.528 |
| 6 | 56.278 | +0.656 | 12:55:01.806 |
| 7 | 56.018 | +0.396 | 12:55:57.824 |
| 8 | 56.936 | +1.314 | 12:56:54.760 |
| 9 | 57.120 | +1.498 | 12:57:51.880 |
| 10 | 56.363 | +0.741 | 12:58:48.243 |
| 11 | 56.366 | +0.744 | 12:59:44.609 |
| 12 | 55.622 | | 13:00:40.231 |
| 13 | 57.209 | +1.587 | 13:01:37.440 |

| Vuelta | empo de vuelta | Dif. resp. 1° | Hora del día |
|-----------------------------|----------------|---------------|--------------|
| (42) MARC LLENSA BOU | | | |
| 1 | | | 12:50:21.633 |
| 2 | 57.139 | +0.174 | 12:51:18.772 |
| 3 | 58.445 | +1.480 | 12:52:17.217 |
| 4 | 57.312 | +0.347 | 12:53:14.529 |
| 5 | 57.436 | +0.471 | 12:54:11.965 |
| 6 | 57.008 | +0.043 | 12:55:08.973 |
| 7 | 57.975 | +1.010 | 12:56:06.948 |
| 8 | 58.318 | +1.353 | 12:57:05.266 |
| 9 | 58.743 | +1.778 | 12:58:04.009 |
| 10 | 57.610 | +0.645 | 12:59:01.619 |
| 11 | 57.823 | +0.858 | 12:59:59.442 |
| 12 | 56.965 | | 13:00:56.407 |
| 13 | 57.824 | +0.859 | 13:01:54.231 |

| Vuelta | empo de vuelta | Dif. resp. 1° | Hora del día |
|---------------------------------|----------------|---------------|--------------|
| (58) ALEIX MABRES SEOANE | | | |
| 1 | | | 12:50:23.648 |
| 2 | 58.274 | +0.786 | 12:51:21.922 |
| 3 | 57.945 | +0.457 | 12:52:19.867 |
| 4 | 58.017 | +0.529 | 12:53:17.884 |
| 5 | 57.488 | | 12:54:15.372 |
| 6 | 58.098 | +0.610 | 12:55:13.470 |
| 7 | 58.702 | +1.214 | 12:56:12.172 |
| 8 | 59.039 | +1.551 | 12:57:11.211 |
| 9 | 58.898 | +1.410 | 12:58:10.109 |
| 10 | 58.953 | +1.465 | 12:59:09.062 |
| 11 | 58.212 | +0.724 | 13:00:07.274 |
| 12 | 57.506 | +0.018 | 13:01:04.780 |
| 13 | 58.039 | +0.551 | 13:02:02.819 |

| Vuelta | empo de vuelta | Dif. resp. 1° | Hora del día |
|---------------------------------|----------------|---------------|--------------|
| (10) XAVIER PONS BASSOLS | | | |
| 1 | | | 12:50:25.895 |
| 2 | 59.354 | +2.295 | 12:51:25.249 |
| 3 | 59.043 | +1.984 | 12:52:24.292 |
| 4 | 58.578 | +1.519 | 12:53:22.870 |
| 5 | 58.454 | +1.395 | 12:54:21.324 |
| 6 | 58.032 | +0.973 | 12:55:19.356 |
| 7 | 58.548 | +1.489 | 12:56:17.904 |
| 8 | 58.466 | +1.407 | 12:57:16.370 |
| 9 | 57.721 | +0.662 | 12:58:14.091 |
| 10 | 57.982 | +0.923 | 12:59:12.073 |
| 11 | 57.518 | +0.459 | 13:00:09.591 |
| 12 | 57.179 | +0.120 | 13:01:06.770 |
| 13 | 57.059 | | 13:02:03.829 |

| Vuelta | empo de vuelta | Dif. resp. 1° | Hora del día |
|-----------------------------|----------------|---------------|--------------|
| (85) JOAN NADAL VILA | | | |
| 1 | | | 12:50:27.661 |
| 2 | 1:00.876 | +1.069 | 12:51:28.537 |
| 3 | 1:00.570 | +0.763 | 12:52:29.107 |
| 4 | 59.807 | | 12:53:28.914 |
| 5 | 59.889 | +0.082 | 12:54:28.803 |
| 6 | 59.963 | +0.156 | 12:55:28.766 |
| 7 | 1:00.601 | +0.794 | 12:56:29.367 |
| 8 | 1:00.324 | +0.517 | 12:57:29.691 |
| 9 | 1:00.409 | +0.602 | 12:58:30.100 |
| 10 | 1:01.596 | +1.789 | 12:59:31.696 |

| Vuelta | empo de vuelta | Dif. resp. 1° | Hora del día |
|--------|----------------|---------------|--------------|
| 11 | 1:00.256 | +0.449 | 13:00:31.952 |
| 12 | 1:01.435 | +1.628 | 13:01:33.387 |

| Vuelta | empo de vuelta | Dif. resp. 1° | Hora del día |
|------------------------------------|-----------------|---------------|--------------|
| (14) XAVIER FONTFREDA MATES | | | |
| 1 | | | 12:50:29.026 |
| 2 | 1:02.674 | +0.728 | 12:51:31.700 |
| 3 | 1:01.946 | | 12:52:33.646 |
| 4 | 1:01.948 | +0.002 | 12:53:35.594 |
| 5 | 1:03.013 | +1.067 | 12:54:38.607 |
| 6 | 1:02.238 | +0.292 | 12:55:40.845 |
| 7 | 1:06.112 | +4.166 | 12:56:46.957 |
| 8 | 1:04.441 | +2.495 | 12:57:51.398 |
| 9 | 1:05.197 | +3.251 | 12:58:56.595 |
| 10 | 1:03.470 | +1.524 | 13:00:00.065 |
| 11 | 1:02.951 | +1.005 | 13:01:03.016 |
| 12 | 1:03.019 | +1.073 | 13:02:06.035 |

| Vuelta | empo de vuelta | Dif. resp. 1° | Hora del día |
|-------------------------------|----------------|---------------|--------------|
| (4) ARNAU PONS BASSOLS | | | |
| 1 | | | 12:50:22.684 |
| 2 | 56.595 | +1.127 | 12:51:19.279 |
| 3 | 56.208 | +0.740 | 12:52:15.487 |
| 4 | 56.237 | +0.769 | 12:53:11.724 |
| 5 | 55.816 | +0.348 | 12:54:07.540 |
| 6 | 55.468 | | 12:55:03.008 |

COPA CATALANA DE MINIMOTOS

Vuelta a vuelta

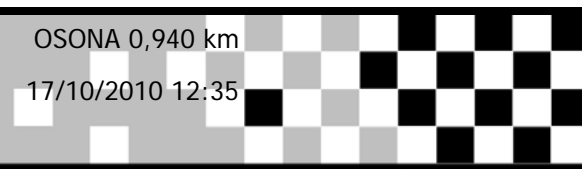
OPEN

OSONA 0,940 km

MANGA 2

17/10/2010 12:35

Carrera (10:00 y 2 Vueltas) iniciado a 12:49:21



| Competidores | Vueltas | | | | | | | | | | | | |
|------------------------------|---------|----|----|----|----|----|----|----|----|----|----|----|----|
| | 1 | 2 | 3 | 4 | 5 | 6 | 7 | 8 | 9 | 10 | 11 | 12 | 13 |
| KILLIAN MORENO COSCOLL (7) | 1 | 7 | 7 | 7 | 7 | 7 | 7 | 7 | 7 | 7 | 7 | 7 | 7 |
| EDUARD MONTOJO COLL (23) | 2 | 23 | 23 | 23 | 23 | 23 | 23 | 23 | 23 | 23 | 23 | 23 | 23 |
| DANIEL PINTOS OLIVER (54) | 3 | 54 | 21 | 21 | 21 | 21 | 21 | 21 | 21 | 21 | 21 | 21 | 21 |
| JOSE MARIA VIÑALES GRAU (21) | 4 | 21 | 54 | 54 | 54 | 54 | 54 | 54 | 16 | 16 | 16 | 16 | 16 |
| MARC LLENSA BOU (42) | 5 | 42 | 42 | 16 | 16 | 16 | 16 | 16 | 16 | 54 | 54 | 54 | 54 |
| MIQUEL RUEDA SUREDA (16) | 6 | 16 | 16 | 4 | 4 | 4 | 4 | 42 | 42 | 42 | 42 | 42 | 42 |
| ARNAU PONS BASSOLS (4) | 7 | 4 | 4 | 42 | 42 | 42 | 42 | 58 | 58 | 58 | 58 | 58 | 58 |
| ALEIX MABRES SEOANE (58) | 8 | 58 | 58 | 58 | 58 | 58 | 10 | 10 | 10 | 10 | 10 | 10 | 10 |
| XAVIER PONS BASSOLS (10) | 9 | 10 | 10 | 10 | 10 | 10 | 85 | 85 | 85 | 85 | 85 | 85 | 85 |
| JOAN NADAL VILA (85) | 10 | 85 | 85 | 85 | 85 | 85 | 14 | 14 | 14 | 14 | 14 | 14 | 14 |
| XAVIER FONTFREDA MATES (14) | 11 | 14 | 14 | 14 | 14 | 14 | 14 | 14 | 14 | 14 | 14 | 14 | 14 |

COPA CATALANA DE MINIMOTOS

OPEN

OSONA 0,940 km

SCRATCH

| Pos. | Nº | Nombre | Clase | Total puntos | R1. | R2. |
|------|----|-------------------------|-------|--------------|-----|-----|
| 1 | 7 | KILLIAN MORENO COSCOLL | Open | 50 | 25 | 25 |
| 2 | 21 | JOSE MARIA VIÑALES GRAU | Open | 36 | 20 | 16 |
| 3 | 23 | EDUARD MONTOJO COLL | Open | 33 | 13 | 20 |
| 4 | 16 | MIQUEL RUEDA SUREDA | Open | 24 | 11 | 13 |
| 5 | 42 | MARC LLENSA BOU | Open | 20 | 10 | 10 |
| 6 | 54 | DANIEL PINTOS OLIVER | Open | 18 | 7 | 11 |
| 7 | 58 | ALEIX MABRES SEOANE | Open | 17 | 8 | 9 |
| 8 | 10 | XAVIER PONS BASSOLS | Open | 17 | 9 | 8 |
| 9 | 4 | ARNAU PONS BASSOLS | Open | 16 | 16 | 0 |
| 10 | 85 | JOAN NADAL VILA | Open | 13 | 6 | 7 |
| 11 | 14 | XAVIER FONTFREDA MATES | Open | 11 | 5 | 6 |
| 12 | 6 | SERGI CASADEMONT FONT | Open | 4 | 4 | -- |

COPA CATALANA DE MINIMOTOS

Clasificado por mejor tiempo de vuelta

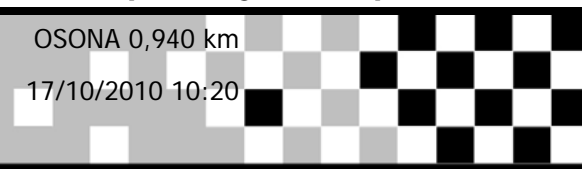
SENIOR A - B

OSONA 0,940 km

ENTRENOS

17/10/2010 10:20

Clasificación (20:00 Tiempo) iniciado a 10:20:29



| Pos. | Nº | Nombre | Clase | Mejor Tm | 2º Mejor | Dif. resp. 1º | Vueltas | Total Tº |
|------|----|-------------------------------|----------|----------|----------|---------------|---------|-----------|
| 1 | 11 | SIMON GUARINO CAÑADAS | Senior A | 56.438 | 56.538 | | 18 | 19:22.888 |
| 2 | 47 | JORDI GATELL MELLADO | Senior A | 56.449 | 56.535 | 0.011 | 19 | 20:18.742 |
| 3 | 5 | JESUS TALABAN ORTUÑO | Senior B | 56.610 | 56.644 | 0.172 | 15 | 17:55.843 |
| 4 | 31 | FRANCISCO J. SALMERON URBANO | Senior A | 56.781 | 56.848 | 0.343 | 17 | 19:12.243 |
| 5 | 8 | FRANCISCO JOSE TEJADA MELLADO | Senior A | 57.263 | 57.351 | 0.825 | 19 | 20:22.210 |
| 6 | 94 | JAVIER SAEZ PINTO | Senior B | 57.304 | 57.503 | 0.866 | 17 | 19:12.197 |
| 7 | 28 | ORIOLO RODRIGUEZ LORENTE | Senior B | 57.546 | 57.927 | 1.108 | 15 | 18:54.343 |
| 8 | 12 | GUILLERMO A. MORA RIBOT | Senior A | 57.696 | 57.931 | 1.258 | 8 | 9:41.689 |
| 9 | 26 | ALBERTO GOMEZ DELGADO | Senior A | 58.671 | 58.860 | 2.233 | 14 | 18:30.163 |
| 10 | 60 | ERIC LASCORZ SERRANO | Senior A | 58.771 | 58.865 | 2.333 | 13 | 18:12.640 |
| 11 | 1 | JORDI PUERTA MOROTE | Senior B | 59.068 | 59.316 | 2.630 | 11 | 19:19.472 |
| 12 | 69 | DANIEL BAYES NUÑEZ | Senior A | 59.714 | 59.868 | 3.276 | 11 | 17:24.641 |
| 13 | 88 | CRISTOBAL MIGUEL SANCHEZ | Senior A | 1:00.015 | 1:00.657 | 3.577 | 16 | 19:05.635 |
| 14 | 14 | ELVIS DE LA TORRE RODRIGUEZ | Senior A | 1:04.374 | 1:04.517 | 7.936 | 14 | 17:36.710 |

COPA CATALANA DE MINIMOTOS
Clasificado por mejor tiempo de vuelta

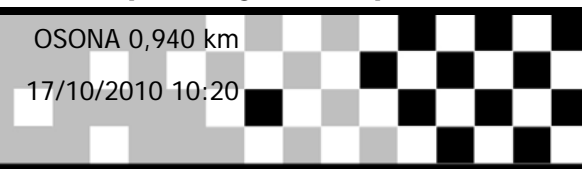
SENIOR A - B

OSONA 0,940 km

ENTRENOS

17/10/2010 10:20

Clasificación (20:00 Tiempo) iniciado a 10:20:29



| Pos. | Nº | Nombre | Clase | Mejor Tm | 2º Mejor | Dif. resp. 1º | Vueltas | Total Tº |
|-----------------|----|-------------------------------|----------|----------|----------|---------------|---------|-----------|
| Sènior A | | | | | | | | |
| 1 | 11 | SIMON GUARINO CAÑADAS | Sènior A | 56.438 | 56.538 | | 18 | 19:22.888 |
| 2 | 47 | JORDI GATELL MELLADO | Sènior A | 56.449 | 56.535 | 0.011 | 19 | 20:18.742 |
| 3 | 31 | FRANCISCO J. SALMERON URBANO | Sènior A | 56.781 | 56.848 | 0.343 | 17 | 19:12.243 |
| 4 | 8 | FRANCISCO JOSE TEJADA MELLADO | Sènior A | 57.263 | 57.351 | 0.825 | 19 | 20:22.210 |
| 5 | 12 | GUILLERMO A. MORA RIBOT | Sènior A | 57.696 | 57.931 | 1.258 | 8 | 9:41.689 |
| 6 | 26 | ALBERTO GOMEZ DELGADO | Sènior A | 58.671 | 58.860 | 2.233 | 14 | 18:30.163 |
| 7 | 60 | ERIC LASCORZ SERRANO | Sènior A | 58.771 | 58.865 | 2.333 | 13 | 18:12.640 |
| 8 | 69 | DANIEL BAYES NUÑEZ | Sènior A | 59.714 | 59.868 | 3.276 | 11 | 17:24.641 |
| 9 | 88 | CRISTOBAL MIGUEL SANCHEZ | Sènior A | 1:00.015 | 1:00.657 | 3.577 | 16 | 19:05.635 |
| 10 | 14 | ELVIS DE LA TORRE RODRIGUEZ | Sènior A | 1:04.374 | 1:04.517 | 7.936 | 14 | 17:36.710 |
| Sènior B | | | | | | | | |
| 1 | 5 | JESUS TALABAN ORTUÑO | Sènior B | 56.610 | 56.644 | | 15 | 17:55.843 |
| 2 | 94 | JAVIER SAEZ PINTO | Sènior B | 57.304 | 57.503 | 0.694 | 17 | 19:12.197 |
| 3 | 28 | ORIOLO RODRIGUEZ LORENTE | Sènior B | 57.546 | 57.927 | 0.936 | 15 | 18:54.343 |
| 4 | 1 | JORDI PUERTA MOROTE | Sènior B | 59.068 | 59.316 | 2.458 | 11 | 19:19.472 |

COPA CATALANA DE MINIMOTOS

SENIOR A - B

OSONA 0,940 km

ENTRENOS

17/10/2010 10:20

Clasificación (20:00 Tiempo) iniciado a 10:20:29

| Vuelta | empo de vuelta | Dif. resp. 1° | Hora del día |
|-----------------------------------|----------------|---------------|--------------|
| (11) SIMON GUARINO CAÑADAS | | | |
| 1 | 1:05.982 | +9.544 | 10:23:00.251 |
| 2 | 1:00.575 | +4.137 | 10:24:00.826 |
| 3 | 57.556 | +1.118 | 10:24:58.382 |
| 4 | 58.498 | +2.060 | 10:25:56.880 |
| 5 | 1:00.105 | +3.667 | 10:26:56.985 |
| 6 | 59.744 | +3.306 | 10:27:56.729 |
| 7 | 56.731 | +0.293 | 10:28:53.460 |
| 8 | 56.779 | +0.341 | 10:29:50.239 |
| 9 | 1:03.906 | +7.468 | 10:30:54.145 |
| 10 | 56.998 | +0.560 | 10:31:51.143 |
| 11 | 1:11.533 | +15.095 | 10:33:02.676 |
| 12 | 1:08.938 | +12.500 | 10:34:11.614 |
| 13 | 56.538 | +0.100 | 10:35:08.152 |
| 14 | 56.667 | +0.229 | 10:36:04.819 |
| 15 | 56.570 | +0.132 | 10:37:01.389 |
| 16 | 57.275 | +0.837 | 10:37:58.664 |
| 17 | 56.438 | | 10:38:55.102 |
| 18 | 57.390 | +0.952 | 10:39:52.492 |

| Vuelta | empo de vuelta | Dif. resp. 1° | Hora del día |
|----------------------------------|----------------|---------------|--------------|
| (47) JORDI GATELL MELLADO | | | |
| 1 | 1:04.531 | +8.082 | 10:22:59.066 |
| 2 | 59.912 | +3.463 | 10:23:58.978 |
| 3 | 58.608 | +2.159 | 10:24:57.586 |
| 4 | 57.620 | +1.171 | 10:25:55.206 |
| 5 | 57.358 | +0.909 | 10:26:52.564 |
| 6 | 57.319 | +0.870 | 10:27:49.883 |
| 7 | 1:02.249 | +5.800 | 10:28:52.132 |
| 8 | 57.265 | +0.816 | 10:29:49.397 |
| 9 | 56.653 | +0.204 | 10:30:46.050 |
| 10 | 1:00.869 | +4.420 | 10:31:46.919 |
| 11 | 57.220 | +0.771 | 10:32:44.139 |
| 12 | 56.806 | +0.357 | 10:33:40.945 |
| 13 | 1:11.914 | +15.465 | 10:34:52.859 |
| 14 | 57.527 | +1.078 | 10:35:50.386 |
| 15 | 57.260 | +0.811 | 10:36:47.646 |
| 16 | 1:11.128 | +14.679 | 10:37:58.774 |
| 17 | 56.535 | +0.086 | 10:38:55.309 |
| 18 | 56.588 | +0.139 | 10:39:51.897 |
| 19 | 56.449 | | 10:40:48.346 |

| Vuelta | empo de vuelta | Dif. resp. 1° | Hora del día |
|---------------------------------|----------------|---------------|--------------|
| (5) JESUS TALABAN ORTUÑO | | | |
| 1 | 1:12.420 | +15.810 | 10:23:23.407 |
| 2 | 1:03.309 | +6.699 | 10:24:26.716 |
| 3 | 59.999 | +3.389 | 10:25:26.715 |
| 4 | 2:22.413 | +1:25.803 | 10:27:49.128 |
| 5 | 57.681 | +1.071 | 10:28:46.809 |
| 6 | 57.386 | +0.776 | 10:29:44.195 |
| 7 | 57.057 | +0.447 | 10:30:41.252 |
| 8 | 56.644 | +0.034 | 10:31:37.896 |
| 9 | 56.724 | +0.114 | 10:32:34.620 |
| 10 | 56.610 | | 10:33:31.230 |
| 11 | 57.147 | +0.537 | 10:34:28.377 |
| 12 | 56.745 | +0.135 | 10:35:25.122 |
| 13 | 56.974 | +0.364 | 10:36:22.096 |
| 14 | 1:03.050 | +6.440 | 10:37:25.146 |
| 15 | 1:00.301 | +3.691 | 10:38:25.447 |

| Vuelta | empo de vuelta | Dif. resp. 1° | Hora del día |
|--|----------------|---------------|--------------|
| (31) FRANCISCO J. SALMERON URBANO | | | |
| 1 | 1:05.370 | +8.589 | 10:23:09.352 |
| 2 | 1:02.121 | +5.340 | 10:24:11.473 |
| 3 | 59.575 | +2.794 | 10:25:11.048 |
| 4 | 58.776 | +1.995 | 10:26:09.824 |
| 5 | 58.603 | +1.822 | 10:27:08.427 |
| 6 | 1:15.977 | +19.196 | 10:28:24.404 |

| Vuelta | empo de vuelta | Dif. resp. 1° | Hora del día |
|--------|----------------|---------------|--------------|
| 7 | 59.496 | +2.715 | 10:29:23.900 |
| 8 | 1:08.465 | +11.684 | 10:30:32.365 |
| 9 | 58.343 | +1.562 | 10:31:30.708 |
| 10 | 57.534 | +0.753 | 10:32:28.242 |
| 11 | 57.444 | +0.663 | 10:33:25.686 |
| 12 | 1:18.246 | +21.465 | 10:34:43.932 |
| 13 | 58.024 | +1.243 | 10:35:41.956 |
| 14 | 1:07.577 | +10.796 | 10:36:49.533 |
| 15 | 58.685 | +1.904 | 10:37:48.218 |
| 16 | 56.781 | | 10:38:44.999 |
| 17 | 56.848 | +0.067 | 10:39:41.847 |

| Vuelta | empo de vuelta | Dif. resp. 1° | Hora del día |
|--|----------------|---------------|--------------|
| (8) FRANCISCO JOSE TEJADA MELLADO | | | |
| 1 | 1:03.605 | +6.342 | 10:22:58.404 |
| 2 | 1:00.473 | +3.210 | 10:23:58.877 |
| 3 | 59.413 | +2.150 | 10:24:58.290 |
| 4 | 58.267 | +1.004 | 10:25:56.557 |
| 5 | 58.535 | +1.272 | 10:26:55.092 |
| 6 | 58.426 | +1.163 | 10:27:53.518 |
| 7 | 58.990 | +1.727 | 10:28:52.508 |
| 8 | 57.613 | +0.350 | 10:29:50.121 |
| 9 | 58.000 | +0.737 | 10:30:48.121 |
| 10 | 58.880 | +1.617 | 10:31:47.001 |
| 11 | 57.560 | +0.297 | 10:32:44.561 |
| 12 | 57.351 | +0.088 | 10:33:41.912 |
| 13 | 1:11.021 | +13.758 | 10:34:52.933 |
| 14 | 57.763 | +0.500 | 10:35:50.696 |
| 15 | 57.263 | | 10:36:47.959 |
| 16 | 57.561 | +0.298 | 10:37:45.520 |
| 17 | 57.653 | +0.390 | 10:38:43.173 |
| 18 | 57.391 | +0.128 | 10:39:40.564 |
| 19 | 1:11.250 | +13.987 | 10:40:51.814 |

| Vuelta | empo de vuelta | Dif. resp. 1° | Hora del día |
|-------------------------------|----------------|---------------|--------------|
| (94) JAVIER SAEZ PINTO | | | |
| 1 | 1:06.397 | +9.093 | 10:23:26.071 |
| 2 | 1:03.231 | +5.927 | 10:24:29.302 |
| 3 | 1:19.791 | +22.487 | 10:25:49.093 |
| 4 | 59.851 | +2.547 | 10:26:48.944 |
| 5 | 59.363 | +2.059 | 10:27:48.307 |
| 6 | 58.327 | +1.023 | 10:28:46.634 |
| 7 | 59.124 | +1.820 | 10:29:45.758 |
| 8 | 1:06.930 | +9.626 | 10:30:52.688 |
| 9 | 59.038 | +1.734 | 10:31:51.726 |
| 10 | 58.333 | +1.029 | 10:32:50.059 |
| 11 | 1:05.295 | +7.991 | 10:33:55.354 |
| 12 | 58.222 | +0.918 | 10:34:53.576 |
| 13 | 57.810 | +0.506 | 10:35:51.386 |
| 14 | 57.791 | +0.487 | 10:36:49.177 |
| 15 | 57.817 | +0.513 | 10:37:46.994 |
| 16 | 57.503 | +0.199 | 10:38:44.497 |
| 17 | 57.304 | | 10:39:41.801 |

| Vuelta | empo de vuelta | Dif. resp. 1° | Hora del día |
|-------------------------------------|----------------|---------------|--------------|
| (28) ORIOL RODRIGUEZ LORENTE | | | |
| 1 | 1:14.062 | +16.516 | 10:23:24.732 |
| 2 | 1:05.382 | +7.836 | 10:24:30.114 |
| 3 | 1:00.330 | +2.784 | 10:25:30.444 |
| 4 | 58.561 | +1.015 | 10:26:29.005 |
| 5 | 58.637 | +1.091 | 10:27:27.642 |
| 6 | 59.336 | +1.790 | 10:28:26.978 |
| 7 | 57.927 | +0.381 | 10:29:24.905 |
| 8 | 58.311 | +0.765 | 10:30:23.216 |
| 9 | 3:05.134 | +2:07.588 | 10:33:28.350 |
| 10 | 1:00.675 | +3.129 | 10:34:29.025 |
| 11 | 58.248 | +0.702 | 10:35:27.273 |
| 12 | 1:02.100 | +4.554 | 10:36:29.373 |
| 13 | 58.815 | +1.269 | 10:37:28.188 |

| Vuelta | empo de vuelta | Dif. resp. 1° | Hora del día |
|--------|----------------|---------------|--------------|
| 14 | 58.213 | +0.667 | 10:38:26.401 |
| 15 | 57.546 | | 10:39:23.947 |

| Vuelta | empo de vuelta | Dif. resp. 1° | Hora del día |
|-------------------------------------|----------------|---------------|--------------|
| (12) GUILLERMO A. MORA RIBOT | | | |
| 1 | 1:05.245 | +7.549 | 10:23:08.493 |
| 2 | 1:00.855 | +3.159 | 10:24:09.348 |
| 3 | 1:02.516 | +4.820 | 10:25:11.864 |
| 4 | 1:05.197 | +7.501 | 10:26:17.061 |
| 5 | 58.807 | +1.111 | 10:27:15.868 |
| 6 | 59.798 | +2.102 | 10:28:15.666 |
| 7 | 57.931 | +0.235 | 10:29:13.597 |
| 8 | 57.696 | | 10:30:11.293 |

| Vuelta | empo de vuelta | Dif. resp. 1° | Hora del día |
|-----------------------------------|----------------|---------------|--------------|
| (26) ALBERTO GOMEZ DELGADO | | | |
| 1 | 1:05.578 | +6.907 | 10:23:08.200 |
| 2 | 1:00.663 | +1.992 | 10:24:08.863 |
| 3 | 59.597 | +0.926 | 10:25:08.460 |
| 4 | 59.083 | +0.412 | 10:26:07.543 |
| 5 | 59.202 | +0.531 | 10:27:06.745 |
| 6 | 59.457 | +0.786 | 10:28:06.202 |
| 7 | 3:44.840 | +2:46.169 | 10:31:51.042 |
| 8 | 58.671 | | 10:32:49.713 |
| 9 | 58.957 | +0.286 | 10:33:48.670 |
| 10 | 1:06.240 | +7.569 | 10:34:54.910 |
| 11 | 58.860 | +0.189 | 10:35:53.770 |
| 12 | 59.398 | +0.727 | 10:36:53.168 |
| 13 | 1:07.287 | +8.616 | 10:38:00.455 |
| 14 | 59.312 | +0.641 | 10:38:59.767 |

| Vuelta | empo de vuelta | Dif. resp. 1° | Hora del día |
|----------------------------------|----------------|---------------|--------------|
| (60) ERIC LASCORZ SERRANO | | | |
| 1 | 1:06.104 | +7.333 | 10:23:15.154 |
| 2 | 1:02.218 | +3.447 | 10:24:17.372 |
| 3 | 1:00.919 | +2.148 | 10:25:18.291 |
| 4 | 1:00.399 | +1.628 | 10:26:18.690 |
| 5 | 1:00.112 | +1.341 | 10:27:18.802 |
| 6 | 4:11.867 | +3:13.096 | 10:31:30.669 |
| 7 | 1:00.029 | +1.258 | 10:32:30.698 |
| 8 | 58.865 | +0.094 | 10:33:29.563 |
| 9 | 1:00.241 | +1.470 | 10:34:29.804 |
| 10 | 59.471 | +0.700 | 10:35:29.275 |
| 11 | 59.728 | +0.957 | 10:36:29.003 |
| 12 | 58.771 | | 10:37:27.774 |
| 13 | 1:14.470 | +15.699 | 10:38:42.244 |

| Vuelta | empo de vuelta | Dif. resp. 1° | Hora del día |
|--------------------------------|----------------|---------------|--------------|
| (1) JORDI PUERTA MOROTE | | | |
| 1 | 1:03.631 | +4.563 | 10:23:01.173 |
| 2 | 1:00.468 | +1.400 | 10:24:01.641 |
| 3 | 1:00.049 | +0.981 | 10:25:01.690 |
| 4 | 2:45.954 | +1:46.886 | 10:27:47.644 |
| 5 | 1:06.142 | +7.074 | 10:28:53.786 |
| 6 | 3:16.757 | +2:17.689 | 10:32:10.543 |
| 7 | 3:41.364 | +2:42.296 | 10:35:51.907 |
| 8 | 59.433 | +0.365 | 10:36:51.340 |
| 9 | 59.316 | +0.248 | 10:37:50.656 |
| 10 | 59.068 | | 10:38:49.724 |
| 11 | 59.352 | +0.284 | 10:39:49.076 |

| Vuelta | empo de vuelta | Dif. resp. 1° | Hora del día |
|--------------------------------|----------------|---------------|--------------|
| (69) DANIEL BAYES NUÑEZ | | | |
| 1 | 1:06.721 | +7.007 | 10:23:10.448 |
| 2 | 1:01.595 | +1.881 | 10:24:12.043 |
| 3 | 1:00.354 | +0.640 | 10:25:12.397 |
| 4 | 59.868 | +0.154 | 10:26:12.265 |
| 5 | 59.714 | | 10:27:11.979 |
| 6 | 1:14.990 | +15.276 | 10:28:26.969 |
| 7 | 4:37.578 | +3:37.864 | 10:33:04.547 |
| 8 | 1:02.881 | +3.167 | 10:34:07.428 |

COPA CATALANA DE MINIMOTOS

SENIOR A - B

OSONA 0,940 km

ENTRENOS

17/10/2010 10:20

Clasificación (20:00 Tiempo) iniciado a 10:20:29

| Vuelta | empo de vuelta | Dif. resp. 1° | Hora del día |
|--------|----------------|---------------|--------------|
| 9 | 1:08.867 | +9.153 | 10:35:16.295 |
| 10 | 1:22.353 | +22.639 | 10:36:38.648 |
| 11 | 1:15.597 | +15.883 | 10:37:54.245 |

(88) CRISTOBAL MIGUEL SANCHEZ

| Vuelta | empo de vuelta | Dif. resp. 1° | Hora del día |
|--------|-----------------|---------------|--------------|
| 1 | 1:06.557 | +6.542 | 10:23:11.188 |
| 2 | 1:02.848 | +2.833 | 10:24:14.036 |
| 3 | 1:02.062 | +2.047 | 10:25:16.098 |
| 4 | 1:01.930 | +1.915 | 10:26:18.028 |
| 5 | 1:07.295 | +7.280 | 10:27:25.323 |
| 6 | 1:02.940 | +2.925 | 10:28:28.263 |
| 7 | 1:01.521 | +1.506 | 10:29:29.784 |
| 8 | 1:30.331 | +30.316 | 10:31:00.115 |
| 9 | 1:01.128 | +1.113 | 10:32:01.243 |
| 10 | 1:04.137 | +4.122 | 10:33:05.380 |
| 11 | 1:00.657 | +0.642 | 10:34:06.037 |
| 12 | 1:10.868 | +10.853 | 10:35:16.905 |
| 13 | 1:03.077 | +3.062 | 10:36:19.982 |
| 14 | 1:00.015 | | 10:37:19.997 |
| 15 | 1:07.424 | +7.409 | 10:38:27.421 |
| 16 | 1:07.818 | +7.803 | 10:39:35.239 |

(14) ELVIS DE LA TORRE RODRIGUEZ

| Vuelta | empo de vuelta | Dif. resp. 1° | Hora del día |
|--------|-----------------|---------------|--------------|
| 1 | 1:17.045 | +12.671 | 10:23:34.661 |
| 2 | 1:06.762 | +2.388 | 10:24:41.423 |
| 3 | 1:06.580 | +2.206 | 10:25:48.003 |
| 4 | 1:05.995 | +1.621 | 10:26:53.998 |
| 5 | 1:07.432 | +3.058 | 10:28:01.430 |
| 6 | 1:04.517 | +0.143 | 10:29:05.947 |
| 7 | 1:04.668 | +0.294 | 10:30:10.615 |
| 8 | 1:07.767 | +3.393 | 10:31:18.382 |
| 9 | 1:04.374 | | 10:32:22.756 |
| 10 | 1:09.698 | +5.324 | 10:33:32.454 |
| 11 | 1:05.620 | +1.246 | 10:34:38.074 |
| 12 | 1:10.552 | +6.178 | 10:35:48.626 |
| 13 | 1:07.698 | +3.324 | 10:36:56.324 |
| 14 | 1:09.990 | +5.616 | 10:38:06.314 |

Vuelta empo de vuelta Dif. resp. 1° Hora del día

Vuelta empo de vuelta Dif. resp. 1° Hora del día

COPA CATALANA DE MINIMOTOS
Clasificado por vueltas

SENIOR A - B

OSONA 0,940 km

MANGA 1

17/10/2010 11:55

Carrera (10:00 y 2 Vueltas) iniciado a 12:08:33

| Pos. | Nº | Nombre | Clase | Vueltas | Total T° | Dif. resp. 1° | Dif. resp. anterior | Mejor Tm | Puntos |
|----------------------------------|----|-------------------------------|----------|---------|-----------|---------------|---------------------|----------|--------|
| 1 | 5 | JESUS TALABAN ORTUÑO | Sènior B | 13 | 12:22.233 | | | 56.198 | 25 |
| 2 | 47 | JORDI GATELL MELLADO | Sènior A | 13 | 12:33.484 | 11.251 | 11.251 | 56.544 | 25 |
| 3 | 12 | GUILLERMO A. MORA RIBOT | Sènior A | 13 | 12:33.682 | 11.449 | 0.198 | 57.027 | 20 |
| 4 | 11 | SIMON GUARINO CAÑADAS | Sènior A | 13 | 12:33.853 | 11.620 | 0.171 | 56.978 | 16 |
| 5 | 28 | ORIOLO RODRIGUEZ LORENTE | Sènior B | 13 | 12:37.152 | 14.919 | 3.299 | 57.128 | 20 |
| 6 | 8 | FRANCISCO JOSE TEJADA MELLADO | Sènior A | 13 | 12:43.404 | 21.171 | 6.252 | 56.789 | 13 |
| 7 | 1 | JORDI PUERTA MOROTE | Sènior B | 13 | 12:48.331 | 26.098 | 4.927 | 57.941 | 16 |
| 8 | 26 | ALBERTO GOMEZ DELGADO | Sènior A | 13 | 12:53.983 | 31.750 | 5.652 | 58.369 | 11 |
| 9 | 94 | JAVIER SAEZ PINTO | Sènior B | 13 | 12:58.890 | 36.657 | 4.907 | 57.400 | 13 |
| 10 | 69 | DANIEL BAYES NUÑEZ | Sènior A | 13 | 13:10.837 | 48.604 | 11.947 | 59.614 | 10 |
| 11 | 88 | CRISTOBAL MIGUEL SANCHEZ | Sènior A | 13 | 13:15.651 | 53.418 | 4.814 | 1:00.125 | 9 |
| 12 | 14 | ELVIS DE LA TORRE RODRIGUEZ | Sènior A | 13 | 13:22.988 | 1:00.755 | 7.337 | 1:00.680 | 8 |
| NT | 60 | ERIC LASCORZ SERRANO | Sènior A | 10 | 9:51.509 | NT | 3 Vueltas | 57.826 | 0 |
| No clasificado (75% = 9 Vueltas) | | | | | | | | | |
| NT | 31 | FRANCISCO J. SALMERON URBANO | Sènior A | 4 | 4:13.653 | NT | 6 Vueltas | 1:00.603 | 0 |

| Márgen de victoria | Velocidad media | Mejor t° de vuelta | Mejor Vel. | Mejor vuelta para |
|--------------------|-----------------|--------------------|------------|--------------------------|
| 11.251 | 59,270 | 56.198 | 60,216 | 5 - JESUS TALABAN ORTUÑO |

COPA CATALANA DE MINIMOTOS
Clasificado por vueltas

SENIOR A - B

OSONA 0,940 km

MANGA 1

17/10/2010 11:55

Carrera (10:00 y 2 Vueltas) iniciado a 12:08:33

| Pos. | Nº | Nombre | Clase | Vueltas | Total T° | Dif. resp. 1° | Dif. resp. anterior | Mejor Tm | Puntos |
|----------------------------------|----|-------------------------------|----------|---------|-----------|---------------|---------------------|----------|--------|
| Senior A | | | | | | | | | |
| 1 | 47 | JORDI GATELL MELLADO | Senior A | 13 | 12:33.484 | | | 56.544 | 25 |
| 2 | 12 | GUILLERMO A. MORA RIBOT | Senior A | 13 | 12:33.682 | 0.198 | 0.198 | 57.027 | 20 |
| 3 | 11 | SIMON GUARINO CAÑADAS | Senior A | 13 | 12:33.853 | 0.369 | 0.171 | 56.978 | 16 |
| 4 | 8 | FRANCISCO JOSE TEJADA MELLADO | Senior A | 13 | 12:43.404 | 9.920 | 9.551 | 56.789 | 13 |
| 5 | 26 | ALBERTO GOMEZ DELGADO | Senior A | 13 | 12:53.983 | 20.499 | 10.579 | 58.369 | 11 |
| 6 | 69 | DANIEL BAYES NUÑEZ | Senior A | 13 | 13:10.837 | 37.353 | 16.854 | 59.614 | 10 |
| 7 | 88 | CRISTOBAL MIGUEL SANCHEZ | Senior A | 13 | 13:15.651 | 42.167 | 4.814 | 1:00.125 | 9 |
| 8 | 14 | ELVIS DE LA TORRE RODRIGUEZ | Senior A | 13 | 13:22.988 | 49.504 | 7.337 | 1:00.680 | 8 |
| NT | 60 | ERIC LASCORZ SERRANO | Senior A | 10 | 9:51.509 | NT | 3 Vueltas | 57.826 | 0 |
| No clasificado (75% = 9 Vueltas) | | | | | | | | | |
| NT | 31 | FRANCISCO J. SALMERON URBANO | Senior A | 4 | 4:13.653 | NT | 6 Vueltas | 1:00.603 | 0 |
| Senior B | | | | | | | | | |
| 1 | 5 | JESUS TALABAN ORTUÑO | Senior B | 13 | 12:22.233 | | | 56.198 | 25 |
| 2 | 28 | ORIOLO RODRIGUEZ LORENTE | Senior B | 13 | 12:37.152 | 14.919 | 14.919 | 57.128 | 20 |
| 3 | 1 | JORDI PUERTA MOROTE | Senior B | 13 | 12:48.331 | 26.098 | 11.179 | 57.941 | 16 |
| 4 | 94 | JAVIER SAEZ PINTO | Senior B | 13 | 12:58.890 | 36.657 | 10.559 | 57.400 | 13 |

| Márgen de victoria | Velocidad media | Mejor t° de vuelta | Mejor Vel. | Mejor vuelta para |
|--------------------|-----------------|--------------------|------------|--------------------------|
| 11.251 | 59,270 | 56.198 | 60,216 | 5 - JESUS TALABAN ORTUÑO |

COPA CATALANA DE MINIMOTOS

SENIOR A - B

OSONA 0,940 km

MANGA 1

17/10/2010 11:55

Carrera (10:00 y 2 Vueltas) iniciado a 12:08:33

| Vuelta | empo de vuelta | Dif. resp. 1° | Hora del día |
|---------------------------------|----------------|---------------|--------------|
| (5) JESUS TALABAN ORTUÑO | | | |
| 1 | | | 12:09:33.886 |
| 2 | 56.576 | +0.378 | 12:10:30.462 |
| 3 | 56.198 | | 12:11:26.660 |
| 4 | 56.274 | +0.076 | 12:12:22.934 |
| 5 | 56.416 | +0.218 | 12:13:19.350 |
| 6 | 56.731 | +0.533 | 12:14:16.081 |
| 7 | 56.853 | +0.655 | 12:15:12.934 |
| 8 | 57.038 | +0.840 | 12:16:09.972 |
| 9 | 56.582 | +0.384 | 12:17:06.554 |
| 10 | 56.694 | +0.496 | 12:18:03.248 |
| 11 | 57.098 | +0.900 | 12:19:00.346 |
| 12 | 57.063 | +0.865 | 12:19:57.409 |
| 13 | 58.636 | +2.438 | 12:20:56.045 |

| Vuelta | empo de vuelta | Dif. resp. 1° | Hora del día |
|----------------------------------|----------------|---------------|--------------|
| (47) JORDI GATELL MELLADO | | | |
| 1 | | | 12:09:33.970 |
| 2 | 57.827 | +1.283 | 12:10:31.797 |
| 3 | 56.544 | | 12:11:28.341 |
| 4 | 1:02.609 | +6.065 | 12:12:30.950 |
| 5 | 56.823 | +0.279 | 12:13:27.773 |
| 6 | 56.921 | +0.377 | 12:14:24.694 |
| 7 | 57.466 | +0.922 | 12:15:22.160 |
| 8 | 56.671 | +0.127 | 12:16:18.831 |
| 9 | 56.952 | +0.408 | 12:17:15.783 |
| 10 | 56.702 | +0.158 | 12:18:12.485 |
| 11 | 57.054 | +0.510 | 12:19:09.539 |
| 12 | 1:00.588 | +4.044 | 12:20:10.127 |
| 13 | 57.169 | +0.625 | 12:21:07.296 |

| Vuelta | empo de vuelta | Dif. resp. 1° | Hora del día |
|-------------------------------------|----------------|---------------|--------------|
| (12) GUILLERMO A. MORA RIBOT | | | |
| 1 | | | 12:09:36.653 |
| 2 | 57.927 | +0.900 | 12:10:34.580 |
| 3 | 58.417 | +1.390 | 12:11:32.997 |
| 4 | 57.200 | +0.173 | 12:12:30.197 |
| 5 | 57.498 | +0.471 | 12:13:27.695 |
| 6 | 57.476 | +0.449 | 12:14:25.171 |
| 7 | 57.635 | +0.608 | 12:15:22.806 |
| 8 | 57.826 | +0.799 | 12:16:20.632 |
| 9 | 57.556 | +0.529 | 12:17:18.188 |
| 10 | 57.027 | | 12:18:15.215 |
| 11 | 57.128 | +0.101 | 12:19:12.343 |
| 12 | 58.000 | +0.973 | 12:20:10.343 |
| 13 | 57.151 | +0.124 | 12:21:07.494 |

| Vuelta | empo de vuelta | Dif. resp. 1° | Hora del día |
|-----------------------------------|----------------|---------------|--------------|
| (11) SIMON GUARINO CAÑADAS | | | |
| 1 | | | 12:09:35.768 |
| 2 | 57.894 | +0.916 | 12:10:33.662 |
| 3 | 57.911 | +0.933 | 12:11:31.573 |
| 4 | 57.930 | +0.952 | 12:12:29.503 |
| 5 | 57.463 | +0.485 | 12:13:26.966 |
| 6 | 57.599 | +0.621 | 12:14:24.565 |
| 7 | 58.004 | +1.026 | 12:15:22.569 |
| 8 | 58.678 | +1.700 | 12:16:21.247 |
| 9 | 57.320 | +0.342 | 12:17:18.567 |
| 10 | 57.372 | +0.394 | 12:18:15.939 |
| 11 | 56.978 | | 12:19:12.917 |
| 12 | 57.680 | +0.702 | 12:20:10.597 |
| 13 | 57.068 | +0.090 | 12:21:07.665 |

| Vuelta | empo de vuelta | Dif. resp. 1° | Hora del día |
|-------------------------------------|----------------|---------------|--------------|
| (28) ORIOL RODRIGUEZ LORENTE | | | |
| 1 | | | 12:09:36.745 |
| 2 | 58.072 | +0.944 | 12:10:34.817 |
| 3 | 57.265 | +0.137 | 12:11:32.082 |
| 4 | 57.499 | +0.371 | 12:12:29.581 |

| Vuelta | empo de vuelta | Dif. resp. 1° | Hora del día |
|--------|----------------|---------------|--------------|
| 5 | 57.506 | +0.378 | 12:13:27.087 |
| 6 | 57.541 | +0.413 | 12:14:24.628 |
| 7 | 58.003 | +0.875 | 12:15:22.631 |
| 8 | 58.667 | +1.539 | 12:16:21.298 |
| 9 | 57.616 | +0.488 | 12:17:18.914 |
| 10 | 57.290 | +0.162 | 12:18:16.204 |
| 11 | 57.128 | | 12:19:13.332 |
| 12 | 57.924 | +0.796 | 12:20:11.256 |
| 13 | 59.708 | +2.580 | 12:21:10.964 |

| Vuelta | empo de vuelta | Dif. resp. 1° | Hora del día |
|--|----------------|---------------|--------------|
| (8) FRANCISCO JOSE TEJADA MELLADO | | | |
| 1 | | | 12:09:36.320 |
| 2 | 57.826 | +1.037 | 12:10:34.146 |
| 3 | 57.132 | +0.343 | 12:11:31.278 |
| 4 | 57.336 | +0.547 | 12:12:28.614 |
| 5 | 57.294 | +0.505 | 12:13:25.908 |
| 6 | 57.113 | +0.324 | 12:14:23.021 |
| 7 | 56.950 | +0.161 | 12:15:19.971 |
| 8 | 56.789 | | 12:16:16.760 |
| 9 | 57.249 | +0.460 | 12:17:14.009 |
| 10 | 57.269 | +0.480 | 12:18:11.278 |
| 11 | 57.955 | +1.166 | 12:19:09.233 |
| 12 | 1:01.164 | +4.375 | 12:20:10.397 |
| 13 | 1:06.819 | +10.030 | 12:21:17.216 |

| Vuelta | empo de vuelta | Dif. resp. 1° | Hora del día |
|--------------------------------|----------------|---------------|--------------|
| (1) JORDI PUERTA MOROTE | | | |
| 1 | | | 12:09:36.960 |
| 2 | 58.487 | +0.546 | 12:10:35.447 |
| 3 | 57.941 | | 12:11:33.388 |
| 4 | 58.213 | +0.272 | 12:12:31.601 |
| 5 | 59.032 | +1.091 | 12:13:30.633 |
| 6 | 58.064 | +0.123 | 12:14:28.697 |
| 7 | 58.239 | +0.298 | 12:15:26.936 |
| 8 | 1:00.226 | +2.285 | 12:16:27.162 |
| 9 | 57.985 | +0.044 | 12:17:25.147 |
| 10 | 59.460 | +1.519 | 12:18:24.607 |
| 11 | 58.619 | +0.678 | 12:19:23.226 |
| 12 | 58.752 | +0.811 | 12:20:21.978 |
| 13 | 1:00.165 | +2.224 | 12:21:22.143 |

| Vuelta | empo de vuelta | Dif. resp. 1° | Hora del día |
|-----------------------------------|----------------|---------------|--------------|
| (26) ALBERTO GOMEZ DELGADO | | | |
| 1 | | | 12:09:37.678 |
| 2 | 58.491 | +0.122 | 12:10:36.169 |
| 3 | 58.369 | | 12:11:34.538 |
| 4 | 58.853 | +0.484 | 12:12:33.391 |
| 5 | 58.453 | +0.084 | 12:13:31.844 |
| 6 | 1:01.140 | +2.771 | 12:14:32.984 |
| 7 | 58.997 | +0.628 | 12:15:31.981 |
| 8 | 59.048 | +0.679 | 12:16:31.029 |
| 9 | 59.250 | +0.881 | 12:17:30.279 |
| 10 | 59.654 | +1.285 | 12:18:29.933 |
| 11 | 59.147 | +0.778 | 12:19:29.080 |
| 12 | 59.272 | +0.903 | 12:20:28.352 |
| 13 | 59.443 | +1.074 | 12:21:27.795 |

| Vuelta | empo de vuelta | Dif. resp. 1° | Hora del día |
|-------------------------------|----------------|---------------|--------------|
| (94) JAVIER SAEZ PINTO | | | |
| 1 | | | 12:09:38.017 |
| 2 | 58.435 | +1.035 | 12:10:36.452 |
| 3 | 58.224 | +0.824 | 12:11:34.676 |
| 4 | 58.847 | +1.447 | 12:12:33.523 |
| 5 | 59.050 | +1.650 | 12:13:32.573 |
| 6 | 1:03.386 | +5.986 | 12:14:35.959 |
| 7 | 59.385 | +1.985 | 12:15:35.344 |
| 8 | 57.993 | +0.593 | 12:16:33.337 |
| 9 | 57.400 | | 12:17:30.737 |
| 10 | 58.925 | +1.525 | 12:18:29.662 |

| Vuelta | empo de vuelta | Dif. resp. 1° | Hora del día |
|--------|----------------|---------------|--------------|
| 11 | 57.590 | +0.190 | 12:19:27.252 |
| 12 | 57.685 | +0.285 | 12:20:24.937 |
| 13 | 1:07.765 | +10.365 | 12:21:32.702 |

| Vuelta | empo de vuelta | Dif. resp. 1° | Hora del día |
|--------------------------------|----------------|---------------|--------------|
| (69) DANIEL BAYES NUÑEZ | | | |
| 1 | | | 12:09:39.398 |
| 2 | 59.614 | | 12:10:39.012 |
| 3 | 59.728 | +0.114 | 12:11:38.740 |
| 4 | 1:00.307 | +0.693 | 12:12:39.047 |
| 5 | 59.801 | +0.187 | 12:13:38.848 |
| 6 | 1:00.186 | +0.572 | 12:14:39.034 |
| 7 | 1:00.050 | +0.436 | 12:15:39.084 |
| 8 | 59.995 | +0.381 | 12:16:39.079 |
| 9 | 1:00.086 | +0.472 | 12:17:39.165 |
| 10 | 1:00.261 | +0.647 | 12:18:39.426 |
| 11 | 1:00.791 | +1.177 | 12:19:40.217 |
| 12 | 1:00.907 | +1.293 | 12:20:41.124 |
| 13 | 1:03.525 | +3.911 | 12:21:44.649 |

| Vuelta | empo de vuelta | Dif. resp. 1° | Hora del día |
|--------------------------------------|-----------------|---------------|--------------|
| (88) CRISTOBAL MIGUEL SANCHEZ | | | |
| 1 | | | 12:09:39.799 |
| 2 | 1:00.125 | | 12:10:39.924 |
| 3 | 1:00.243 | +0.118 | 12:11:40.167 |
| 4 | 1:00.576 | +0.451 | 12:12:40.743 |
| 5 | 1:00.920 | +0.795 | 12:13:41.663 |
| 6 | 1:00.734 | +0.609 | 12:14:42.397 |
| 7 | 1:00.616 | +0.491 | 12:15:43.013 |
| 8 | 1:00.646 | +0.521 | 12:16:43.659 |
| 9 | 1:00.938 | +0.813 | 12:17:44.597 |
| 10 | 1:01.050 | +0.925 | 12:18:45.647 |
| 11 | 1:01.159 | +1.034 | 12:19:46.806 |
| 12 | 1:00.924 | +0.799 | 12:20:47.730 |
| 13 | 1:01.733 | +1.608 | 12:21:49.463 |

| Vuelta | empo de vuelta | Dif. resp. 1° | Hora del día |
|---|-----------------|---------------|--------------|
| (14) ELVIS DE LA TORRE RODRIGUEZ | | | |
| 1 | | | 12:09:40.197 |
| 2 | 1:00.680 | | 12:10:40.877 |
| 3 | 1:01.383 | +0.703 | 12:11:42.260 |
| 4 | 1:00.712 | +0.032 | 12:12:42.972 |
| 5 | 1:00.988 | +0.308 | 12:13:43.960 |
| 6 | 1:01.073 | +0.393 | 12:14:45.033 |
| 7 | 1:00.742 | +0.062 | 12:15:45.775 |
| 8 | 1:00.982 | +0.302 | 12:16:46.757 |
| 9 | 1:01.378 | +0.698 | 12:17:48.135 |
| 10 | 1:01.507 | +0.827 | 12:18:49.642 |
| 11 | 1:02.213 | +1.533 | 12:19:51.855 |
| 12 | 1:02.001 | +1.321 | 12:20:53.856 |
| 13 | 1:02.944 | +2.264 | 12:21:56.800 |

| Vuelta | empo de vuelta | Dif. resp. 1° | Hora del día |
|----------------------------------|----------------|---------------|--------------|
| (60) ERIC LASCORZ SERRANO | | | |
| 1 | | | 12:09:38.273 |
| 2 | 58.868 | +1.042 | 12:10:37.141 |
| 3 | 58.467 | +0.641 | 12:11:35.608 |
| 4 | 58.227 | +0.401 | 12:12:33.835 |
| 5 | 58.863 | +1.037 | 12:13:32.698 |
| 6 | 58.616 | +0.790 | 12:14:31.314 |
| 7 | 58.119 | +0.293 | 12:15:29.433 |
| 8 | 57.826 | | 12:16:27.259 |
| 9 | 58.018 | +0.192 | 12:17:25.277 |
| 10 | 1:00.044 | +2.218 | 12:18:25.321 |

| Vuelta | empo de vuelta | Dif. resp. 1° | Hora del día |
|--|-----------------|---------------|--------------|
| (31) FRANCISCO J. SALMERON URBANO | | | |
| 1 | | | 12:09:44.147 |
| 2 | 1:02.037 | +1.434 | 12:10:46.184 |
| 3 | 1:00.603 | | 12:11:46.787 |
| 4 | 1:00.678 | +0.075 | 12:12:47.465 |

COPA CATALANA DE MINIMOTOS

Vuelta a vuelta

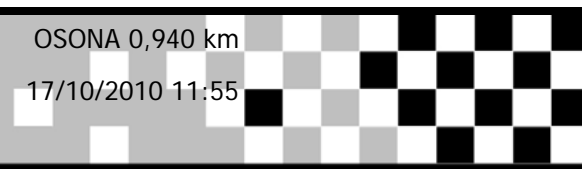
SENIOR A - B

OSONA 0,940 km

MANGA 1

17/10/2010 11:55

Carrera (10:00 y 2 Vueltas) iniciado a 12:08:33



| Competidores | Vueltas | | | | | | | | | | | | | |
|-------------------------------|---------|----|----|----|----|----|----|----|----|----|----|----|----|----|
| | 1 | 2 | 3 | 4 | 5 | 6 | 7 | 8 | 9 | 10 | 11 | 12 | 13 | |
| JESUS TALABAN ORTUÑO (5) | 1 | 5 | 5 | 5 | 5 | 5 | 5 | 5 | 5 | 5 | 5 | 5 | 5 | |
| JORDI GATELL MELLADO (47) | 2 | 47 | 47 | 47 | 8 | 8 | 8 | 8 | 8 | 8 | 8 | 47 | 47 | |
| SIMON GUARINO CAÑADAS (11) | 3 | 11 | 11 | 8 | 11 | 11 | 11 | 47 | 47 | 47 | 47 | 12 | 12 | |
| FRANCISCO JOSE TEJADA MELLAI | 4 | 8 | 8 | 11 | 28 | 28 | 28 | 11 | 12 | 12 | 12 | 12 | 8 | 11 |
| GUILLERMO A. MORA RIBOT (12) | 5 | 12 | 12 | 28 | 12 | 12 | 47 | 28 | 11 | 11 | 11 | 11 | 28 | |
| ORIOR RODRIGUEZ LORENTE (28) | 6 | 28 | 28 | 12 | 47 | 47 | 12 | 12 | 28 | 28 | 28 | 28 | 8 | |
| JORDI PUERTA MOROTE (1) | 7 | 1 | 1 | 1 | 1 | 1 | 1 | 1 | 1 | 1 | 1 | 1 | 1 | |
| ALBERTO GOMEZ DELGADO (26) | 8 | 26 | 26 | 26 | 26 | 26 | 60 | 60 | 60 | 60 | 60 | 94 | 94 | 26 |
| JAVIER SAEZ PINTO (94) | 9 | 94 | 94 | 94 | 94 | 94 | 26 | 26 | 26 | 26 | 94 | 26 | 26 | 94 |
| ERIC LASCORZ SERRANO (60) | 10 | 60 | 60 | 60 | 60 | 60 | 94 | 94 | 94 | 94 | 26 | 69 | 69 | 69 |
| DANIEL BAYES NUÑEZ (69) | 11 | 69 | 69 | 69 | 69 | 69 | 69 | 69 | 69 | 69 | 69 | 88 | 88 | 88 |
| CRISTOBAL MIGUEL SANCHEZ (88) | 12 | 88 | 88 | 88 | 88 | 88 | 88 | 88 | 88 | 88 | 88 | 14 | 14 | 14 |
| ELVIS DE LA TORRE RODRIGUEZ (| 13 | 14 | 14 | 14 | 14 | 14 | 14 | 14 | 14 | 14 | 14 | | | |
| FRANCISCO J. SALMERON URBAN | 14 | 31 | 31 | 31 | 31 | | | | | | | | | |

COPA CATALANA DE MINIMOTOS
Clasificado por vueltas

SENIOR A - B

OSONA 0,940 km

MANGA 2

17/10/2010 13:25

Carrera (10:00 y 2 Vueltas) iniciado a 13:36:51

| Pos. | Nº Nombre | Clase | Vueltas | Total T° | Dif. resp. 1° | Dif. resp. anterior | Mejor Tm | Puntos |
|------|---------------------------------|----------|---------|-----------|---------------|---------------------|----------|--------|
| 1 | 11 SIMON GUARINO CAÑADAS | Sènior A | 13 | 12:14.844 | | | 55.817 | 25 |
| 2 | 5 JESUS TALABAN ORTUÑO | Sènior B | 13 | 12:14.880 | 0.036 | 0.036 | 55.865 | 25 |
| 3 | 47 JORDI GATELL MELLADO | Sènior A | 13 | 12:26.055 | 11.211 | 11.175 | 56.092 | 20 |
| 4 | 8 FRANCISCO JOSE TEJADA MELLADO | Sènior A | 13 | 12:26.196 | 11.352 | 0.141 | 56.632 | 16 |
| 5 | 28 ORIOL RODRIGUEZ LORENTE | Sènior B | 13 | 12:33.795 | 18.951 | 7.599 | 56.695 | 20 |
| 6 | 31 FRANCISCO J. SALMERON URBANO | Sènior A | 13 | 12:35.871 | 21.027 | 2.076 | 57.305 | 13 |
| 7 | 94 JAVIER SAEZ PINTO | Sènior B | 13 | 12:36.847 | 22.003 | 0.976 | 57.182 | 16 |
| 8 | 1 JORDI PUERTA MOROTE | Sènior B | 13 | 12:42.594 | 27.750 | 5.747 | 57.703 | 13 |
| 9 | 60 ERIC LASCORZ SERRANO | Sènior A | 13 | 12:42.993 | 28.149 | 0.399 | 58.010 | 11 |
| 10 | 26 ALBERTO GOMEZ DELGADO | Sènior A | 13 | 12:47.297 | 32.453 | 4.304 | 58.139 | 10 |
| 11 | 12 GUILLERMO A. MORA RIBOT | Sènior A | 13 | 12:51.148 | 36.304 | 3.851 | 56.710 | 9 |
| 12 | 69 DANIEL BAYES NUÑEZ | Sènior A | 13 | 12:52.214 | 37.370 | 1.066 | 58.695 | 8 |
| 13 | 88 CRISTOBAL MIGUEL SANCHEZ | Sènior A | 13 | 13:06.861 | 52.017 | 14.647 | 59.601 | 7 |
| 14 | 14 ELVIS DE LA TORRE RODRIGUEZ | Sènior A | 12 | 12:45.840 | 1 Vuelta | 1 Vuelta | 59.850 | 6 |

| Márgen de victoria | Velocidad media | Mejor t° de vuelta | Mejor Vel. | Mejor vuelta para |
|--------------------|-----------------|--------------------|------------|----------------------------|
| 0.036 | 59,866 | 55.817 | 60,627 | 11 - SIMON GUARINO CAÑADAS |

COPA CATALANA DE MINIMOTOS

Clasificado por vueltas

SENIOR A - B

OSONA 0,940 km

MANGA 2

17/10/2010 13:25

Carrera (10:00 y 2 Vueltas) iniciado a 13:36:51

| Pos. | Nº | Nombre | Clase | Vueltas | Total T° | Dif. resp. 1° | Dif. resp. anterior | Mejor Tm | Puntos |
|-----------------|----|-------------------------------|----------|---------|-----------|---------------|---------------------|----------|--------|
| Senior A | | | | | | | | | |
| 1 | 11 | SIMON GUARINO CAÑADAS | Senior A | 13 | 12:14.844 | | | 55.817 | 25 |
| 2 | 47 | JORDI GATELL MELLADO | Sènior A | 13 | 12:26.055 | 11.211 | 11.211 | 56.092 | 20 |
| 3 | 8 | FRANCISCO JOSE TEJADA MELLADO | Sènior A | 13 | 12:26.196 | 11.352 | 0.141 | 56.632 | 16 |
| 4 | 31 | FRANCISCO J. SALMERON URBANO | Senior A | 13 | 12:35.871 | 21.027 | 9.675 | 57.305 | 13 |
| 5 | 60 | ERIC LASCORZ SERRANO | Senior A | 13 | 12:42.993 | 28.149 | 7.122 | 58.010 | 11 |
| 6 | 26 | ALBERTO GOMEZ DELGADO | Sènior A | 13 | 12:47.297 | 32.453 | 4.304 | 58.139 | 10 |
| 7 | 12 | GUILLERMO A. MORA RIBOT | Senior A | 13 | 12:51.148 | 36.304 | 3.851 | 56.710 | 9 |
| 8 | 69 | DANIEL BAYES NUÑEZ | Senior A | 13 | 12:52.214 | 37.370 | 1.066 | 58.695 | 8 |
| 9 | 88 | CRISTOBAL MIGUEL SANCHEZ | Senior A | 13 | 13:06.861 | 52.017 | 14.647 | 59.601 | 7 |
| 10 | 14 | ELVIS DE LA TORRE RODRIGUEZ | Sènior A | 12 | 12:45.840 | 1 Vuelta | 1 Vuelta | 59.850 | 6 |
| Senior B | | | | | | | | | |
| 1 | 5 | JESUS TALABAN ORTUÑO | Senior B | 13 | 12:14.880 | | | 55.865 | 25 |
| 2 | 28 | ORIOLO RODRIGUEZ LORENTE | Sènior B | 13 | 12:33.795 | 18.915 | 18.915 | 56.695 | 20 |
| 3 | 94 | JAVIER SAEZ PINTO | Sènior B | 13 | 12:36.847 | 21.967 | 3.052 | 57.182 | 16 |
| 4 | 1 | JORDI PUERTA MOROTE | Sènior B | 13 | 12:42.594 | 27.714 | 5.747 | 57.703 | 13 |

| Márgen de victoria | Velocidad media | Mejor t° de vuelta | Mejor Vel. | Mejor vuelta para |
|--------------------|-----------------|--------------------|------------|----------------------------|
| 0.036 | 59,866 | 55.817 | 60,627 | 11 - SIMON GUARINO CAÑADAS |

COPA CATALANA DE MINIMOTOS

SENIOR A - B

OSONA 0,940 km

MANGA 2

17/10/2010 13:25

Carrera (10:00 y 2 Vueltas) iniciado a 13:36:51

| Vuelta | empo de vuelta | Dif. resp. 1° | Hora del día |
|-----------------------------------|----------------|---------------|--------------|
| (11) SIMON GUARINO CAÑADAS | | | |
| 1 | | | 13:37:51.321 |
| 2 | 56.257 | +0.440 | 13:38:47.578 |
| 3 | 56.021 | +0.204 | 13:39:43.599 |
| 4 | 55.817 | | 13:40:39.416 |
| 5 | 56.138 | +0.321 | 13:41:35.554 |
| 6 | 56.045 | +0.228 | 13:42:31.599 |
| 7 | 56.124 | +0.307 | 13:43:27.723 |
| 8 | 56.159 | +0.342 | 13:44:23.882 |
| 9 | 56.121 | +0.304 | 13:45:20.003 |
| 10 | 56.108 | +0.291 | 13:46:16.111 |
| 11 | 56.195 | +0.378 | 13:47:12.306 |
| 12 | 56.419 | +0.602 | 13:48:08.725 |
| 13 | 57.281 | +1.464 | 13:49:06.006 |

| Vuelta | empo de vuelta | Dif. resp. 1° | Hora del día |
|---------------------------------|----------------|---------------|--------------|
| (5) JESUS TALABAN ORTUÑO | | | |
| 1 | | | 13:37:50.724 |
| 2 | 56.384 | +0.519 | 13:38:47.108 |
| 3 | 56.687 | +0.822 | 13:39:43.795 |
| 4 | 56.644 | +0.779 | 13:40:40.439 |
| 5 | 56.123 | +0.258 | 13:41:36.562 |
| 6 | 55.955 | +0.090 | 13:42:32.517 |
| 7 | 55.865 | | 13:43:28.382 |
| 8 | 55.973 | +0.108 | 13:44:24.355 |
| 9 | 55.966 | +0.101 | 13:45:20.321 |
| 10 | 55.903 | +0.038 | 13:46:16.224 |
| 11 | 56.245 | +0.380 | 13:47:12.469 |
| 12 | 56.423 | +0.558 | 13:48:08.892 |
| 13 | 57.150 | +1.285 | 13:49:06.042 |

| Vuelta | empo de vuelta | Dif. resp. 1° | Hora del día |
|----------------------------------|----------------|---------------|--------------|
| (47) JORDI GATELL MELLADO | | | |
| 1 | | | 13:37:51.190 |
| 2 | 56.746 | +0.654 | 13:38:47.936 |
| 3 | 57.109 | +1.017 | 13:39:45.045 |
| 4 | 56.539 | +0.447 | 13:40:41.584 |
| 5 | 56.092 | | 13:41:37.676 |
| 6 | 56.202 | +0.110 | 13:42:33.878 |
| 7 | 1:01.279 | +5.187 | 13:43:35.157 |
| 8 | 56.967 | +0.875 | 13:44:32.124 |
| 9 | 56.916 | +0.824 | 13:45:29.040 |
| 10 | 56.826 | +0.734 | 13:46:25.866 |
| 11 | 57.100 | +1.008 | 13:47:22.966 |
| 12 | 57.209 | +1.117 | 13:48:20.175 |
| 13 | 57.042 | +0.950 | 13:49:17.217 |

| Vuelta | empo de vuelta | Dif. resp. 1° | Hora del día |
|--|----------------|---------------|--------------|
| (8) FRANCISCO JOSE TEJADA MELLADO | | | |
| 1 | | | 13:37:52.665 |
| 2 | 57.780 | +1.148 | 13:38:50.445 |
| 3 | 56.966 | +0.334 | 13:39:47.411 |
| 4 | 56.632 | | 13:40:44.043 |
| 5 | 56.944 | +0.312 | 13:41:40.987 |
| 6 | 56.789 | +0.157 | 13:42:37.776 |
| 7 | 57.405 | +0.773 | 13:43:35.181 |
| 8 | 56.968 | +0.336 | 13:44:32.149 |
| 9 | 56.969 | +0.337 | 13:45:29.118 |
| 10 | 56.846 | +0.214 | 13:46:25.964 |
| 11 | 57.062 | +0.430 | 13:47:23.026 |
| 12 | 57.288 | +0.656 | 13:48:20.314 |
| 13 | 57.044 | +0.412 | 13:49:17.358 |

| Vuelta | empo de vuelta | Dif. resp. 1° | Hora del día |
|-------------------------------------|----------------|---------------|--------------|
| (28) ORIOL RODRIGUEZ LORENTE | | | |
| 1 | | | 13:37:52.003 |
| 2 | 58.794 | +2.099 | 13:38:50.797 |
| 3 | 57.190 | +0.495 | 13:39:47.987 |
| 4 | 56.695 | | 13:40:44.682 |

| Vuelta | empo de vuelta | Dif. resp. 1° | Hora del día |
|--------|----------------|---------------|--------------|
| 5 | 57.351 | +0.656 | 13:41:42.033 |
| 6 | 57.350 | +0.655 | 13:42:39.383 |
| 7 | 57.514 | +0.819 | 13:43:36.897 |
| 8 | 57.635 | +0.940 | 13:44:34.532 |
| 9 | 57.663 | +0.968 | 13:45:32.195 |
| 10 | 57.673 | +0.978 | 13:46:29.868 |
| 11 | 57.506 | +0.811 | 13:47:27.374 |
| 12 | 58.158 | +1.463 | 13:48:25.532 |
| 13 | 59.425 | +2.730 | 13:49:24.957 |

| Vuelta | empo de vuelta | Dif. resp. 1° | Hora del día |
|--|----------------|---------------|--------------|
| (31) FRANCISCO J. SALMERON URBANO | | | |
| 1 | | | 13:37:51.064 |
| 2 | 57.580 | +0.275 | 13:38:48.644 |
| 3 | 57.305 | | 13:39:45.949 |
| 4 | 57.347 | +0.042 | 13:40:43.296 |
| 5 | 58.264 | +0.959 | 13:41:41.560 |
| 6 | 57.658 | +0.353 | 13:42:39.218 |
| 7 | 58.717 | +1.412 | 13:43:37.935 |
| 8 | 57.949 | +0.644 | 13:44:35.884 |
| 9 | 58.131 | +0.826 | 13:45:34.015 |
| 10 | 57.936 | +0.631 | 13:46:31.951 |
| 11 | 58.067 | +0.762 | 13:47:30.018 |
| 12 | 58.189 | +0.884 | 13:48:28.207 |
| 13 | 58.826 | +1.521 | 13:49:27.033 |

| Vuelta | empo de vuelta | Dif. resp. 1° | Hora del día |
|-------------------------------|----------------|---------------|--------------|
| (94) JAVIER SAEZ PINTO | | | |
| 1 | | | 13:37:53.289 |
| 2 | 58.294 | +1.112 | 13:38:51.583 |
| 3 | 57.418 | +0.236 | 13:39:49.001 |
| 4 | 57.182 | | 13:40:46.183 |
| 5 | 57.646 | +0.464 | 13:41:43.829 |
| 6 | 57.533 | +0.351 | 13:42:41.362 |
| 7 | 57.935 | +0.753 | 13:43:39.297 |
| 8 | 57.550 | +0.368 | 13:44:36.847 |
| 9 | 57.655 | +0.473 | 13:45:34.502 |
| 10 | 57.872 | +0.690 | 13:46:32.374 |
| 11 | 57.884 | +0.702 | 13:47:30.258 |
| 12 | 58.281 | +1.099 | 13:48:28.539 |
| 13 | 59.470 | +2.288 | 13:49:28.009 |

| Vuelta | empo de vuelta | Dif. resp. 1° | Hora del día |
|--------------------------------|----------------|---------------|--------------|
| (1) JORDI PUERTA MOROTE | | | |
| 1 | | | 13:37:54.720 |
| 2 | 58.487 | +0.784 | 13:38:53.207 |
| 3 | 57.892 | +0.189 | 13:39:51.099 |
| 4 | 57.703 | | 13:40:48.802 |
| 5 | 58.362 | +0.659 | 13:41:47.164 |
| 6 | 58.435 | +0.732 | 13:42:45.599 |
| 7 | 58.312 | +0.609 | 13:43:43.911 |
| 8 | 58.535 | +0.832 | 13:44:42.446 |
| 9 | 58.458 | +0.755 | 13:45:40.904 |
| 10 | 58.087 | +0.384 | 13:46:38.991 |
| 11 | 58.078 | +0.375 | 13:47:37.069 |
| 12 | 58.229 | +0.526 | 13:48:35.298 |
| 13 | 58.458 | +0.755 | 13:49:33.756 |

| Vuelta | empo de vuelta | Dif. resp. 1° | Hora del día |
|----------------------------------|----------------|---------------|--------------|
| (60) ERIC LASCORZ SERRANO | | | |
| 1 | | | 13:37:54.462 |
| 2 | 58.864 | +0.854 | 13:38:53.326 |
| 3 | 58.126 | +0.116 | 13:39:51.452 |
| 4 | 58.010 | | 13:40:49.462 |
| 5 | 58.120 | +0.110 | 13:41:47.582 |
| 6 | 58.214 | +0.204 | 13:42:45.796 |
| 7 | 58.302 | +0.292 | 13:43:44.098 |
| 8 | 58.471 | +0.461 | 13:44:42.569 |
| 9 | 58.464 | +0.454 | 13:45:41.033 |
| 10 | 58.084 | +0.074 | 13:46:39.117 |

| Vuelta | empo de vuelta | Dif. resp. 1° | Hora del día |
|--------|----------------|---------------|--------------|
| 11 | 58.052 | +0.042 | 13:47:37.169 |
| 12 | 58.225 | +0.215 | 13:48:35.394 |
| 13 | 58.761 | +0.751 | 13:49:34.155 |

| Vuelta | empo de vuelta | Dif. resp. 1° | Hora del día |
|-----------------------------------|----------------|---------------|--------------|
| (26) ALBERTO GOMEZ DELGADO | | | |
| 1 | | | 13:37:53.599 |
| 2 | 58.685 | +0.546 | 13:38:52.284 |
| 3 | 58.139 | | 13:39:50.423 |
| 4 | 58.293 | +0.154 | 13:40:48.716 |
| 5 | 58.281 | +0.142 | 13:41:46.997 |
| 6 | 58.479 | +0.340 | 13:42:45.476 |
| 7 | 58.273 | +0.134 | 13:43:43.749 |
| 8 | 58.554 | +0.415 | 13:44:42.303 |
| 9 | 59.469 | +1.330 | 13:45:41.772 |
| 10 | 58.277 | +0.138 | 13:46:40.049 |
| 11 | 59.415 | +1.276 | 13:47:39.464 |
| 12 | 58.577 | +0.438 | 13:48:38.041 |
| 13 | 1:00.418 | +2.279 | 13:49:38.459 |

| Vuelta | empo de vuelta | Dif. resp. 1° | Hora del día |
|-------------------------------------|----------------|---------------|--------------|
| (12) GUILLERMO A. MORA RIBOT | | | |
| 1 | | | 13:37:51.671 |
| 2 | 1:08.874 | +12.164 | 13:39:00.545 |
| 3 | 57.401 | +0.691 | 13:39:57.946 |
| 4 | 57.959 | +1.249 | 13:40:55.905 |
| 5 | 57.413 | +0.703 | 13:41:53.318 |
| 6 | 56.710 | | 13:42:50.028 |
| 7 | 58.851 | +2.141 | 13:43:48.879 |
| 8 | 58.159 | +1.449 | 13:44:47.038 |
| 9 | 57.107 | +0.397 | 13:45:44.145 |
| 10 | 57.022 | +0.312 | 13:46:41.167 |
| 11 | 57.150 | +0.440 | 13:47:38.317 |
| 12 | 1:05.525 | +8.815 | 13:48:43.842 |
| 13 | 58.468 | +1.758 | 13:49:42.310 |

| Vuelta | empo de vuelta | Dif. resp. 1° | Hora del día |
|--------------------------------|----------------|---------------|--------------|
| (69) DANIEL BAYES NUÑEZ | | | |
| 1 | | | 13:37:55.580 |
| 2 | 58.897 | +0.202 | 13:38:54.477 |
| 3 | 58.695 | | 13:39:53.172 |
| 4 | 59.203 | +0.508 | 13:40:52.375 |
| 5 | 58.744 | +0.049 | 13:41:51.119 |
| 6 | 58.789 | +0.094 | 13:42:49.908 |
| 7 | 58.768 | +0.073 | 13:43:48.676 |
| 8 | 59.075 | +0.380 | 13:44:47.751 |
| 9 | 58.814 | +0.119 | 13:45:46.565 |
| 10 | 58.908 | +0.213 | 13:46:45.473 |
| 11 | 59.045 | +0.350 | 13:47:44.518 |
| 12 | 59.470 | +0.775 | 13:48:43.988 |
| 13 | 59.388 | +0.693 | 13:49:43.376 |

| Vuelta | empo de vuelta | Dif. resp. 1° | Hora del día |
|--------------------------------------|----------------|---------------|--------------|
| (88) CRISTOBAL MIGUEL SANCHEZ | | | |
| 1 | | | 13:37:56.218 |
| 2 | 59.978 | +0.377 | 13:38:56.196 |
| 3 | 1:00.059 | +0.458 | 13:39:56.255 |
| 4 | 1:00.782 | +1.181 | 13:40:57.037 |
| 5 | 59.909 | +0.308 | 13:41:56.946 |
| 6 | 1:00.049 | +0.448 | 13:42:56.995 |
| 7 | 1:00.135 | +0.534 | 13:43:57.130 |
| 8 | 1:00.082 | +0.481 | 13:44:57.212 |
| 9 | 59.921 | +0.320 | 13:45:57.133 |
| 10 | 1:00.070 | +0.469 | 13:46:57.203 |
| 11 | 1:01.126 | +1.525 | 13:47:58.329 |
| 12 | 1:00.093 | +0.492 | 13:48:58.422 |
| 13 | 59.601 | | 13:49:58.023 |

| Vuelta | empo de vuelta | Dif. resp. 1° | Hora del día |
|---|----------------|---------------|--------------|
| (14) ELVIS DE LA TORRE RODRIGUEZ | | | |
| 1 | | | 13:37:56.430 |

COPA CATALANA DE MINIMOTOS

SENIOR A - B

OSONA 0,940 km

MANGA 2

17/10/2010 13:25

Carrera (10:00 y 2 Vueltas) iniciado a 13:36:51

| Vuelta | empo de vuelta | Dif. resp. 1° | Hora del día |
|--------|----------------|---------------|--------------|
| 2 | 1:00.364 | +0.514 | 13:38:56.794 |
| 3 | 59.850 | | 13:39:56.644 |
| 4 | 1:00.580 | +0.730 | 13:40:57.224 |
| 5 | 59.940 | +0.090 | 13:41:57.164 |
| 6 | 1:00.235 | +0.385 | 13:42:57.399 |
| 7 | 1:00.422 | +0.572 | 13:43:57.821 |
| 8 | 1:00.387 | +0.537 | 13:44:58.208 |
| 9 | 1:01.564 | +1.714 | 13:45:59.772 |
| 10 | 1:08.623 | +8.773 | 13:47:08.395 |
| 11 | 1:14.431 | +14.581 | 13:48:22.826 |
| 12 | 1:14.176 | +14.326 | 13:49:37.002 |

| Vuelta | empo de vuelta | Dif. resp. 1° | Hora del día |
|--------|----------------|---------------|--------------|
|--------|----------------|---------------|--------------|

| Vuelta | empo de vuelta | Dif. resp. 1° | Hora del día |
|--------|----------------|---------------|--------------|
|--------|----------------|---------------|--------------|

COPA CATALANA DE MINIMOTOS

Vuelta a vuelta

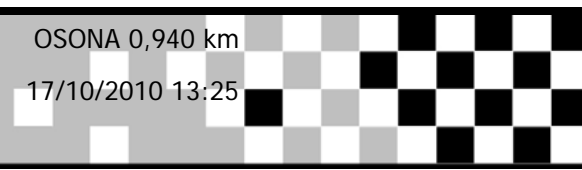
SENIOR A - B

OSONA 0,940 km

MANGA 2

17/10/2010 13:25

Carrera (10:00 y 2 Vueltas) iniciado a 13:36:51



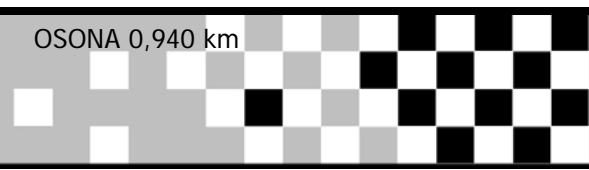
| Competidores | | Vueltas | | | | | | | | | | | | |
|-------------------------------|----|---------|----|----|----|----|----|----|----|----|----|----|----|----|
| | | 1 | 2 | 3 | 4 | 5 | 6 | 7 | 8 | 9 | 10 | 11 | 12 | 13 |
| JESUS TALABAN ORTUÑO (5) | 1 | 5 | 5 | 11 | 11 | 11 | 11 | 11 | 11 | 11 | 11 | 11 | 11 | 11 |
| FRANCISCO J. SALMERON URBAN | 2 | 31 | 11 | 5 | 5 | 5 | 5 | 5 | 5 | 5 | 5 | 5 | 5 | 5 |
| JORDI GATELL MELLADO (47) | 3 | 47 | 47 | 47 | 47 | 47 | 47 | 47 | 47 | 47 | 47 | 47 | 47 | 47 |
| SIMON GUARINO CAÑADAS (11) | 4 | 11 | 31 | 31 | 31 | 8 | 8 | 8 | 8 | 8 | 8 | 8 | 8 | 8 |
| GUILLERMO A. MORA RIBOT (12) | 5 | 12 | 8 | 8 | 8 | 31 | 31 | 28 | 28 | 28 | 28 | 28 | 28 | 28 |
| ORIOL RODRIGUEZ LORENTE (28) | 6 | 28 | 28 | 28 | 28 | 28 | 28 | 31 | 31 | 31 | 31 | 31 | 31 | 31 |
| FRANCISCO JOSE TEJADA MELLAI | 7 | 8 | 94 | 94 | 94 | 94 | 94 | 94 | 94 | 94 | 94 | 94 | 94 | 94 |
| JAVIER SAEZ PINTO (94) | 8 | 94 | 26 | 26 | 26 | 26 | 26 | 26 | 26 | 1 | 1 | 1 | 1 | 1 |
| ALBERTO GOMEZ DELGADO (26) | 9 | 26 | 1 | 1 | 1 | 1 | 1 | 1 | 1 | 60 | 60 | 60 | 60 | 60 |
| ERIC LASCORZ SERRANO (60) | 10 | 60 | 60 | 60 | 60 | 60 | 60 | 60 | 60 | 26 | 26 | 12 | 26 | 26 |
| JORDI PUERTA MOROTE (1) | 11 | 1 | 69 | 69 | 69 | 69 | 69 | 69 | 12 | 12 | 12 | 26 | 12 | 12 |
| DANIEL BAYES NUÑEZ (69) | 12 | 69 | 88 | 88 | 12 | 12 | 12 | 12 | 69 | 69 | 69 | 69 | 69 | 69 |
| CRISTOBAL MIGUEL SANCHEZ (88) | 13 | 88 | 14 | 14 | 88 | 88 | 88 | 88 | 88 | 88 | 88 | 88 | 88 | 88 |
| ELVIS DE LA TORRE RODRIGUEZ (| 14 | 14 | 12 | 12 | 14 | 14 | 14 | 14 | 14 | 14 | 14 | 14 | 14 | 14 |

COPA CATALANA DE MINIMOTOS

SENIOR A - B

OSONA 0,940 km

SCRATCH



| Pos. | Nº | Nombre | Clase | Total puntos | R1. | R2. |
|-----------------|----|-------------------------------|----------|--------------|-----|-----|
| Senior A | | | | | | |
| 1 | 47 | JORDI GATELL MELLADO | Senior A | 45 | 25 | 20 |
| 2 | 11 | SIMON GUARINO CAÑADAS | Senior A | 41 | 16 | 25 |
| 3 | 12 | GUILLERMO A. MORA RIBOT | Senior A | 29 | 20 | 9 |
| 4 | 8 | FRANCISCO JOSE TEJADA MELLADO | Senior A | 29 | 13 | 16 |
| 5 | 26 | ALBERTO GOMEZ DELGADO | Senior A | 21 | 11 | 10 |
| 6 | 69 | DANIEL BAYES NUÑEZ | Senior A | 18 | 10 | 8 |
| 7 | 88 | CRISTOBAL MIGUEL SANCHEZ | Senior A | 16 | 9 | 7 |
| 8 | 14 | ELVIS DE LA TORRE RODRIGUEZ | Senior A | 14 | 8 | 6 |
| 9 | 31 | FRANCISCO J. SALMERON URBANO | Senior A | 13 | 0 | 13 |
| 10 | 60 | ERIC LASCORZ SERRANO | Senior A | 11 | 0 | 11 |
| Senior B | | | | | | |
| 1 | 5 | JESUS TALABAN ORTUÑO | Senior B | 50 | 25 | 25 |
| 2 | 28 | ORIOLO RODRIGUEZ LORENTE | Senior B | 40 | 20 | 20 |
| 3 | 94 | JAVIER SAEZ PINTO | Senior B | 29 | 13 | 16 |
| 4 | 1 | JORDI PUERTA MOROTE | Senior B | 29 | 16 | 13 |