

XIX TROFEO LA LOBA 2000

Clasificado por mejor tiempo de

125 c.c./Open

La Loba 2000 1,300 km

Q 125 c.c./Open

01/11/2020 11:00

Clasificación (20:00 Tiempo) iniciado a 11:02:49

| Pos. | Nº | Nombre | Clase | Mejor Tm | 1ª vuelta | 2ª vuelta | f. resp. 1º | terior | Último Tº |
|------|------------|---------------------------------|---------|-----------------|-----------|-----------|-------------|--------|-----------|
| 1 | 227 | GUTIERREZ SOLIS, PABLO | 125 c.c | 1:15.056 | 12 | 13 | | | 1:38.345 |
| 2 | 162 | SANCHEZ SANCHEZ, ENRIQUE | MX OPEN | 1:16.706 | 10 | 11 | 1.650 | 1.650 | 2:24.002 |
| 3 | 33 | HERRERA ALONSO, RUBEN | MX OPEN | 1:17.632 | 10 | 12 | 2.576 | 0.926 | 1:47.701 |
| 4 | 111 | BARTOLOME LOPEZ, DANIEL | MX OPEN | 1:18.007 | 11 | 11 | 2.951 | 0.375 | 1:18.007 |
| 5 | 85 | MARTIN GONZALEZ, IKER | 125 c.c | 1:18.700 | 11 | 13 | 3.644 | 0.693 | 1:34.351 |
| 6 | 18 | NUÑEZ MARTIN, MARCOS | MX OPEN | 1:21.829 | 5 | 10 | 6.773 | 3.129 | 1:42.650 |
| 7 | 14 | BARTOLOME LOPEZ, VICTOR | MX OPEN | 1:21.883 | 8 | 11 | 6.827 | 0.054 | 1:26.634 |
| 8 | 214 | ALVAREZ FLOREZ, SAUL | 125 c.c | 1:23.000 | 6 | 13 | 7.944 | 1.117 | 1:39.950 |
| 9 | 334 | SAIZ URBAN, VICENTE | MX OPEN | 1:24.236 | 6 | 11 | 9.180 | 1.236 | 1:26.259 |
| 10 | 12 | NUÑEZ MARTIN, JORGE | MX OPEN | 1:25.393 | 9 | 9 | 10.337 | 1.157 | 1:25.393 |
| 11 | 57 | GUEMES VILLAHOZ, ALVAR | MX OPEN | 1:31.109 | 5 | 11 | 16.053 | 5.716 | 1:40.462 |
| 12 | 811 | DUEÑAS MARTINEZ, HECTOR | 125 c.c | 1:31.499 | 11 | 11 | 16.443 | 0.390 | 1:31.499 |
| 13 | 117 | MARTIN BOTRAN, CLARISIMO | 125 c.c | 1:32.256 | 2 | 8 | 17.200 | 0.757 | 1:50.297 |
| 14 | 39 | MIÑAMBRES LLAMAS, JAVIER | MX OPEN | 1:38.322 | 7 | 11 | 23.266 | 6.066 | 1:39.106 |

XIX TROFEO LA LOBA 2000


125 c.c./Open

La Loba 2000 1,300 km

Q 125 c.c./Open

01/11/2020 11:00

Clasificación (20:00 Tiempo) iniciado a 11:02:49



| vueltas | tiempo | esp. 1° | hora del día |
|---------------------------------------|-----------------|---------|--------------|
| (227) GUTIERREZ SOLIS, PABLO | | | |
| 1 | 1:17.118 | +2.062 | 5:29.012 |
| 2 | 1:15.964 | +0.908 | 6:44.976 |
| 3 | 1:27.463 | +12.407 | 8:12.439 |
| 4 | 1:16.222 | +1.166 | 9:28.661 |
| 5 | 1:30.771 | +15.715 | 10:59.432 |
| 6 | 1:51.439 | +36.383 | 12:50.871 |
| 7 | 1:15.330 | +0.274 | 14:06.201 |
| 8 | 1:28.833 | +13.777 | 15:35.034 |
| 9 | 1:16.635 | +1.579 | 16:51.669 |
| 10 | 1:26.825 | +11.769 | 18:18.494 |
| 11 | 1:46.872 | +31.816 | 19:05.366 |
| 12 | 1:15.096 | | 20:20.422 |
| 13 | 1:38.345 | +23.289 | 21:58.767 |
| (162) SANCHEZ SANCHEZ, ENRIQUE | | | |
| 1 | 1:28.992 | +12.286 | 5:02.853 |
| 2 | 1:20.845 | +4.139 | 7:23.698 |
| 3 | 1:49.855 | +33.149 | 9:13.553 |
| 4 | 1:17.985 | +1.279 | 10:31.538 |
| 5 | 1:55.344 | +38.638 | 12:26.882 |
| 6 | 1:17.513 | +0.807 | 13:44.395 |
| 7 | 1:47.413 | +30.707 | 15:31.808 |
| 8 | 1:16.982 | +0.276 | 16:48.790 |
| 9 | 2:38.627 | 21.921 | 18:27.417 |
| 10 | 1:16.706 | | 19:44.123 |
| 11 | 2:24.002 | 07.296 | 21:08.125 |
| (33) HERRERA ALONSO, RUBEN | | | |
| 1 | 1:28.787 | +11.155 | 6:04.112 |
| 2 | 1:21.087 | +3.455 | 7:25.199 |
| 3 | 1:19.277 | +1.645 | 8:44.476 |
| 4 | 1:18.965 | +1.333 | 10:03.441 |
| 5 | 1:26.553 | +8.921 | 11:29.994 |
| 6 | 1:31.814 | +14.182 | 13:01.808 |
| 7 | 1:46.523 | +28.891 | 14:48.331 |
| 8 | 1:18.384 | +0.752 | 16:06.715 |
| 9 | 1:42.566 | +24.934 | 17:49.281 |
| 10 | 1:17.632 | | 19:06.913 |
| 11 | 1:46.147 | +28.515 | 20:53.060 |
| 12 | 1:47.701 | +30.069 | 22:40.761 |
| (111) BARTOLOME LOPEZ, DANIEL | | | |
| 1 | 1:21.963 | +3.956 | 5:38.516 |
| 2 | 1:22.770 | +4.763 | 7:01.286 |
| 3 | 1:26.250 | +8.243 | 8:27.536 |
| 4 | 1:18.379 | +0.372 | 9:45.915 |
| 5 | 2:57.557 | 39.550 | 12:43.472 |
| 6 | 1:28.458 | +10.451 | 14:11.930 |
| 7 | 2:58.823 | 40.816 | 17:10.753 |
| 8 | 1:50.501 | +32.494 | 19:01.254 |
| 9 | 1:37.761 | +19.754 | 20:39.015 |
| 10 | 1:25.274 | +7.267 | 22:04.289 |
| 11 | 1:18.007 | | 23:22.296 |
| (85) MARTIN GONZALEZ, IKER | | | |
| 1 | 1:45.172 | +26.472 | 5:07.382 |
| 2 | 1:21.741 | +3.041 | 6:29.123 |
| 3 | 1:20.809 | +2.109 | 7:49.932 |
| 4 | 1:23.848 | +5.148 | 9:13.780 |
| 5 | 1:20.444 | +1.744 | 10:34.224 |
| 6 | 1:26.010 | +7.310 | 12:00.234 |
| 7 | 1:26.624 | +7.924 | 13:26.858 |
| 8 | 1:21.116 | +2.416 | 14:47.974 |
| 9 | 1:19.414 | +0.714 | 16:07.388 |

| vueltas | tiempo | esp. 1° | hora del día |
|-------------------------------------|-----------------|---------|--------------|
| 10 | 1:32.919 | +14.219 | 3:40.307 |
| 11 | 1:18.700 | | 5:59.007 |
| 12 | 1:37.611 | +18.911 | 7:36.618 |
| 13 | 1:34.351 | +15.651 | 9:10.969 |
| (18) NUÑEZ MARTIN, MARCOS | | | |
| 1 | 1:26.076 | +4.247 | 5:48.547 |
| 2 | 1:24.673 | +2.844 | 7:13.220 |
| 3 | 1:24.408 | +2.579 | 8:37.628 |
| 4 | 1:37.154 | +15.325 | 10:14.782 |
| 5 | 1:21.829 | | 11:36.611 |
| 6 | 5:51.072 | 29.243 | 17:27.683 |
| 7 | 1:23.142 | +1.313 | 18:50.825 |
| 8 | 1:38.158 | +16.329 | 20:28.983 |
| 9 | 1:22.419 | +0.590 | 21:51.402 |
| 10 | 1:42.650 | +20.821 | 23:34.052 |
| (14) BARTOLOME LOPEZ, VICTOR | | | |
| 1 | 1:32.652 | +10.769 | 5:34.606 |
| 2 | 1:26.509 | +4.626 | 7:01.115 |
| 3 | 1:23.936 | +2.053 | 8:25.051 |
| 4 | 1:25.775 | +3.892 | 9:50.826 |
| 5 | 1:24.865 | +2.982 | 11:15.691 |
| 6 | 1:31.951 | +10.068 | 12:47.642 |
| 7 | 3:49.842 | 27.959 | 16:37.484 |
| 8 | 1:21.883 | | 18:09.367 |
| 9 | 1:23.963 | +2.080 | 19:33.330 |
| 10 | 1:30.058 | +8.175 | 21:03.388 |
| 11 | 1:26.634 | +4.751 | 22:30.022 |
| (214) ALVAREZ FLOREZ, SAUL | | | |
| 1 | 1:26.577 | +3.577 | 5:42.183 |
| 2 | 1:25.667 | +2.667 | 7:07.850 |
| 3 | 1:24.286 | +1.286 | 8:32.136 |
| 4 | 1:24.791 | +1.791 | 9:56.927 |
| 5 | 1:32.352 | +9.352 | 11:29.279 |
| 6 | 1:23.000 | | 12:52.279 |
| 7 | 1:28.676 | +5.676 | 14:20.955 |
| 8 | 2:17.830 | +54.830 | 16:38.785 |
| 9 | 1:24.048 | +1.048 | 18:02.833 |
| 10 | 1:26.013 | +3.013 | 19:28.846 |
| 11 | 1:25.544 | +2.544 | 20:54.390 |
| 12 | 1:26.292 | +3.292 | 22:20.682 |
| 13 | 1:39.950 | +16.950 | 23:50.632 |
| (334) SAIZ URBAN, VICENTE | | | |
| 1 | 1:26.648 | +2.412 | 5:51.498 |
| 2 | 1:25.549 | +1.313 | 7:17.045 |
| 3 | 1:24.980 | +0.744 | 8:42.025 |
| 4 | 1:25.616 | +1.380 | 10:07.641 |
| 5 | 1:24.770 | +0.534 | 11:32.411 |
| 6 | 1:24.236 | | 12:56.647 |
| 7 | 1:27.260 | +3.024 | 14:23.907 |
| 8 | 1:28.294 | +4.058 | 15:52.201 |
| 9 | 1:38.629 | +14.393 | 17:30.830 |
| 10 | 1:24.807 | +0.571 | 18:55.637 |
| 11 | 1:26.259 | +2.023 | 20:21.896 |
| (12) NUÑEZ MARTIN, JORGE | | | |
| 1 | 1:33.547 | +8.154 | 6:11.881 |
| 2 | 1:26.372 | +0.979 | 7:38.253 |
| 3 | 1:37.843 | +12.450 | 9:16.096 |
| 4 | 1:40.349 | +14.956 | 10:56.445 |
| 5 | 1:33.633 | +8.240 | 12:30.078 |
| 6 | 5:53.062 | 27.669 | 18:23.140 |
| 7 | 1:34.731 | +9.338 | 19:57.871 |

| vueltas | tiempo | esp. 1° | hora del día |
|---------------------------------------|-----------------|---------|--------------|
| 8 | 1:38.042 | +12.649 | 1:35.913 |
| 9 | 1:25.393 | | 3:01.306 |
| (57) GUEMES VILLAHOZ, ALVAR | | | |
| 1 | 1:35.765 | +4.656 | 3:27.209 |
| 2 | 1:34.815 | +3.706 | 5:02.024 |
| 3 | 1:47.249 | +16.140 | 6:49.273 |
| 4 | 1:51.528 | +20.419 | 8:40.801 |
| 5 | 1:31.109 | | 10:11.910 |
| 6 | 1:31.765 | +0.656 | 11:43.675 |
| 7 | 1:41.043 | +9.934 | 13:24.718 |
| 8 | 1:31.947 | +0.838 | 15:06.665 |
| 9 | 1:31.427 | +0.318 | 16:38.092 |
| 10 | 1:47.660 | +16.551 | 18:25.752 |
| 11 | 1:40.462 | +9.353 | 20:06.214 |
| (811) DUEÑAS MARTINEZ, HECTOR | | | |
| 1 | 1:37.550 | +6.051 | 3:10.819 |
| 2 | 1:32.980 | +1.481 | 4:43.799 |
| 3 | 1:32.722 | +1.223 | 6:16.521 |
| 4 | 1:32.877 | +1.378 | 7:49.398 |
| 5 | 1:47.873 | +16.374 | 9:37.271 |
| 6 | 2:29.840 | +58.341 | 11:50.111 |
| 7 | 1:32.189 | +0.690 | 13:22.300 |
| 8 | 1:33.772 | +2.273 | 14:56.072 |
| 9 | 1:33.035 | +1.536 | 16:29.107 |
| 10 | 1:32.497 | +0.998 | 18:01.604 |
| 11 | 1:31.499 | | 19:33.103 |
| (117) MARTIN BOTRAN, CLARISIMO | | | |
| 1 | 1:35.253 | +2.997 | 6:23.115 |
| 2 | 1:32.256 | | 7:55.371 |
| 3 | 1:44.086 | +11.830 | 9:39.457 |
| 4 | 1:32.974 | +0.718 | 11:12.431 |
| 5 | 5:00.856 | 28.600 | 16:13.287 |
| 6 | 1:32.787 | +0.531 | 17:46.074 |
| 7 | 1:56.540 | +24.284 | 19:42.614 |
| 8 | 1:50.297 | +18.041 | 21:32.911 |
| (39) MIÑAMBRES LLAMAS, JAVIER | | | |
| 1 | 1:41.614 | +3.292 | 3:23.745 |
| 2 | 1:42.317 | +3.995 | 5:06.062 |
| 3 | 1:46.294 | +7.972 | 6:52.356 |
| 4 | 1:51.331 | +13.009 | 8:43.687 |
| 5 | 1:46.329 | +8.007 | 10:30.016 |
| 6 | 1:44.167 | +5.845 | 12:14.183 |
| 7 | 1:38.322 | | 13:52.505 |
| 8 | 2:02.630 | +24.308 | 15:55.135 |
| 9 | 1:50.346 | +12.024 | 17:45.481 |
| 10 | 1:50.425 | +12.103 | 19:35.906 |
| 11 | 1:39.106 | +0.784 | 21:15.012 |

Jefe de cronometraje; Cristina González Sánchez

Orbits

Director de Carrera; Francisco González Carbajo

www.mylaps.com

CASTILLA Y LEÓN

XIX TROFEO LA LOBA 2000

Clasificado por mejor tiempo de


125 c.c./Open

La Loba 2000 1,300 km

Q 125 c.c./Open

01/11/2020 11:00

Clasificación (20:00 Tiempo) iniciado a 11:02:49



| Pos. | Nº | Nombre | Clase | Mejor Tm | 1ª vuelta | 2ª vuelta | f. resp. 1º | terior | Último Tº |
|---------|------------|---------------------------------|---------|-----------------|-----------|-----------|-------------|--------|-----------|
| MX OPEN | | | | | | | | | |
| 1 | 162 | SANCHEZ SANCHEZ, ENRIQUE | MX OPEN | 1:16.706 | 10 | 11 | | | 2:24.002 |
| 2 | 33 | HERRERA ALONSO, RUBEN | MX OPEN | 1:17.632 | 10 | 12 | 0.926 | 0.926 | 1:47.701 |
| 3 | 111 | BARTOLOME LOPEZ, DANIEL | MX OPEN | 1:18.007 | 11 | 11 | 1.301 | 0.375 | 1:18.007 |
| 4 | 18 | NUÑEZ MARTIN, MARCOS | MX OPEN | 1:21.829 | 5 | 10 | 5.123 | 3.822 | 1:42.650 |
| 5 | 14 | BARTOLOME LOPEZ, VICTOR | MX OPEN | 1:21.883 | 8 | 11 | 5.177 | 0.054 | 1:26.634 |
| 6 | 334 | SAIZ URBAN, VICENTE | MX OPEN | 1:24.236 | 6 | 11 | 7.530 | 2.353 | 1:26.259 |
| 7 | 12 | NUÑEZ MARTIN, JORGE | MX OPEN | 1:25.393 | 9 | 9 | 8.687 | 1.157 | 1:25.393 |
| 8 | 57 | GUEMES VILLAHOZ, ALVAR | MX OPEN | 1:31.109 | 5 | 11 | 14.403 | 5.716 | 1:40.462 |
| 9 | 39 | MIÑAMBRES LLAMAS, JAVIER | MX OPEN | 1:38.322 | 7 | 11 | 21.616 | 7.213 | 1:39.106 |
| 125 c.c | | | | | | | | | |
| 1 | 227 | GUTIERREZ SOLIS, PABLO | 125 c.c | 1:15.056 | 12 | 13 | | | 1:38.345 |
| 2 | 85 | MARTIN GONZALEZ, IKER | 125 c.c | 1:18.700 | 11 | 13 | 3.644 | 3.644 | 1:34.351 |
| 3 | 214 | ALVAREZ FLOREZ, SAUL | 125 c.c | 1:23.000 | 6 | 13 | 7.944 | 4.300 | 1:39.950 |
| 4 | 811 | DUEÑAS MARTINEZ, HECTOR | 125 c.c | 1:31.499 | 11 | 11 | 16.443 | 8.499 | 1:31.499 |
| 5 | 117 | MARTIN BOTRAN, CLARISIMO | 125 c.c | 1:32.256 | 2 | 8 | 17.200 | 0.757 | 1:50.297 |

XIX TROFEO LA LOBA 2000

Clasificado por vueltas

125 c.c./Open

La Loba 2000 1,300 km

1M 125 c.c./Open

01/11/2020 12:20

Carrera (20:00 y 2 Vueltas) iniciado a 12:23:11

| Pos. | Nº | Nombre | Clase | Vueltas | Total Tº | Dif. resp. 1º | Mejor Tm | Puntos | Club |
|------|-----|--------------------------|---------|---------|-----------|---------------|-----------------|--------|-------------------------|
| 1 | 227 | GUTIERREZ SOLIS, PABLO | 125 c.c | 17 | 23:25.865 | | 1:16.444 | 25 | VALDESOTO |
| 2 | 162 | SANCHEZ SANCHEZ, ENRIQUE | MX OPEN | 17 | 24:08.811 | 42.946 | 1:19.424 | 25 | MC Burgos Sport |
| 3 | 85 | MARTIN GONZALEZ, IKER | 125 c.c | 17 | 24:13.773 | 47.908 | 1:18.836 | 22 | MC Aranda |
| 4 | 111 | BARTOLOME LOPEZ, DANIEL | MX OPEN | 17 | 24:26.957 | 1:01.092 | 1:19.492 | 22 | CD Pistones del Cerrato |
| 5 | 14 | BARTOLOME LOPEZ, VICTOR | MX OPEN | 17 | 24:35.518 | 1:09.653 | 1:20.682 | 20 | CD Pistones del Cerrato |
| 6 | 33 | HERRERA ALONSO, RUBEN | MX OPEN | 17 | 24:42.540 | 1:16.675 | 1:19.284 | 18 | MC Mirandés |
| 7 | 334 | SAIZ URBAN, VICENTE | MX OPEN | 16 | 23:58.699 | 1 Vuelta | 1:23.793 | 16 | Moto Club Geria |
| 8 | 18 | NUÑEZ MARTIN, MARCOS | MX OPEN | 16 | 23:58.959 | 1 Vuelta | 1:23.033 | 15 | MC Aranda |
| 9 | 214 | ALVAREZ FLOREZ, SAUL | 125 c.c | 16 | 24:24.865 | 1 Vuelta | 1:24.950 | 20 | VALDESOTO |
| 10 | 12 | NUÑEZ MARTIN, JORGE | MX OPEN | 16 | 24:44.430 | 1 Vuelta | 1:25.195 | 14 | MC Aranda |
| 11 | 57 | GUEMES VILLAHOZ, ALVAR | MX OPEN | 15 | 24:04.275 | 2 Vueltas | 1:28.057 | 13 | CD Sotopalacios MC |
| 12 | 811 | DUEÑAS MARTINEZ, HECTOR | 125 c.c | 15 | 24:56.847 | 2 Vueltas | 1:27.908 | 18 | MC Valle del Tiétar |
| 13 | 117 | MARTIN BOTRAN, CLARISIMO | 125 c.c | 14 | 24:19.270 | 3 Vueltas | 1:34.882 | 16 | Vía de la Plata |
| 14 | 39 | MIÑAMBRES LLAMAS, JAVIER | MX OPEN | 14 | 25:03.703 | 3 Vueltas | 1:36.286 | 12 | SevillaLaNueva |

Márgen de victoria

Velocidad media

Mejor tº de vuelta

Mejor Vel.

Mejor vuelta para

42.946

56,591

1:16.444

61,221

227 - GUTIERREZ SOLIS, PABLO

Jefe de cronometraje; Cristina González Sánchez

Orbits

Director de Carrera; Francisco González Carbajo

www.mylaps.com

MOTOCICLISMO DE CASTILLA Y LEÓN

XIX TROFEO LA LOBA 2000

125 c.c./Open

La Loba 2000 1,300 km

1M 125 c.c./Open

01/11/2020 12:20

Carrera (20:00 y 2 Vueltas) iniciado a 12:23:11

| Vuelta | o de vuelta | Jif. resp. 1° | Hora del día |
|--------|-------------|---------------|--------------|
| 11 | 1:31.061 | +3.004 | 12:41:06.257 |
| 12 | 1:32.325 | +4.268 | 12:42:38.582 |
| 13 | 1:31.691 | +3.634 | 12:44:10.273 |
| 14 | 1:33.278 | +5.221 | 12:45:43.551 |
| 15 | 1:32.131 | +4.074 | 12:47:15.682 |

(811) DUEÑAS MARTINEZ, HECTOR

| Vuelta | o de vuelta | Jif. resp. 1° | Hora del día |
|--------|-----------------|---------------|--------------|
| 1 | 1:30.099 | +2.191 | 12:26:08.340 |
| 2 | 1:29.827 | +1.919 | 12:27:38.167 |
| 3 | 1:29.349 | +1.441 | 12:29:07.516 |
| 4 | 1:27.908 | | 12:30:35.424 |
| 5 | 1:31.762 | +3.854 | 12:32:07.186 |
| 6 | 1:32.968 | +5.060 | 12:33:40.154 |
| 7 | 1:38.115 | +10.207 | 12:35:18.269 |
| 8 | 1:34.569 | +6.661 | 12:36:52.838 |
| 9 | 1:34.995 | +7.087 | 12:38:27.833 |
| 10 | 1:36.378 | +8.470 | 12:40:04.211 |
| 11 | 1:36.778 | +8.870 | 12:41:40.989 |
| 12 | 1:34.206 | +6.298 | 12:43:15.195 |
| 13 | 1:38.598 | +10.690 | 12:44:53.793 |
| 14 | 1:37.457 | +9.549 | 12:46:31.250 |
| 15 | 1:37.004 | +9.096 | 12:48:08.254 |

(117) MARTIN BOTRAN, CLARISIMO

| Vuelta | o de vuelta | Jif. resp. 1° | Hora del día |
|--------|-----------------|---------------|--------------|
| 1 | 1:35.102 | +0.220 | 12:26:18.900 |
| 2 | 1:37.236 | +2.354 | 12:27:56.136 |
| 3 | 1:37.958 | +3.076 | 12:29:34.094 |
| 4 | 1:39.493 | +4.611 | 12:31:13.587 |
| 5 | 1:38.948 | +4.066 | 12:32:52.535 |
| 6 | 1:34.882 | | 12:34:27.417 |
| 7 | 1:38.275 | +3.393 | 12:36:05.692 |
| 8 | 1:35.562 | +0.680 | 12:37:41.254 |
| 9 | 1:39.122 | +4.240 | 12:39:20.376 |
| 10 | 1:38.453 | +3.571 | 12:40:58.829 |
| 11 | 1:39.144 | +4.262 | 12:42:37.973 |
| 12 | 1:37.505 | +2.623 | 12:44:15.478 |
| 13 | 1:38.012 | +3.130 | 12:45:53.490 |
| 14 | 1:37.187 | +2.305 | 12:47:30.677 |

(39) MIÑAMBRES LLAMAS, JAVIER

| Vuelta | o de vuelta | Jif. resp. 1° | Hora del día |
|--------|-----------------|---------------|--------------|
| 1 | 1:36.286 | | 12:26:18.173 |
| 2 | 1:36.721 | +0.435 | 12:27:54.894 |
| 3 | 1:37.297 | +1.011 | 12:29:32.191 |
| 4 | 1:41.822 | +5.536 | 12:31:14.013 |
| 5 | 1:39.952 | +3.666 | 12:32:53.965 |
| 6 | 1:40.893 | +4.607 | 12:34:34.858 |
| 7 | 1:40.594 | +4.308 | 12:36:15.452 |
| 8 | 1:44.226 | +7.940 | 12:37:59.678 |
| 9 | 1:45.017 | +8.731 | 12:39:44.695 |
| 10 | 1:40.534 | +4.248 | 12:41:25.229 |
| 11 | 1:40.693 | +4.407 | 12:43:05.922 |
| 12 | 1:40.753 | +4.467 | 12:44:46.675 |
| 13 | 1:43.649 | +7.363 | 12:46:30.324 |
| 14 | 1:44.786 | +8.500 | 12:48:15.110 |

XIX TROFEO LA LOBA 2000

Clasificado por vueltas

125 c.c./Open

La Loba 2000 1,300 km

1M 125 c.c./Open

01/11/2020 12:20

Carrera (20:00 y 2 Vueltas) iniciado a 12:23:11

| Pos. | Nº | Nombre | Clase | Vueltas | Total Tº | Dif. resp. 1º | Mejor Tm | Puntos | Club |
|-----------------|-----|--------------------------|----------|---------|-----------|---------------|-----------------|--------|-------------------------|
| MX OPEN | | | | | | | | | |
| 1 | 162 | SANCHEZ SANCHEZ, ENRIQUE | MX OPEN | 17 | 24:08.811 | | 1:19.424 | 25 | MC Burgos Sport |
| 2 | 111 | BARTOLOME LOPEZ, DANIEL | MX OPEN | 17 | 24:26.957 | 18.146 | 1:19.492 | 22 | CD Pistones del Cerrato |
| 3 | 14 | BARTOLOME LOPEZ, VICTOR | MX OPEN | 17 | 24:35.518 | 26.707 | 1:20.682 | 20 | CD Pistones del Cerrato |
| 4 | 33 | HERRERA ALONSO, RUBEN | MX OPEN | 17 | 24:42.540 | 33.729 | 1:19.284 | 18 | MC Mirandés |
| 5 | 334 | SAIZ URBAN, VICENTE | MX OPEN | 16 | 23:58.699 | 1 Vuelta | 1:23.793 | 16 | Moto Club Gería |
| 6 | 18 | NUÑEZ MARTIN, MARCOS | MX OPEN | 16 | 23:58.959 | 1 Vuelta | 1:23.033 | 15 | MC Aranda |
| 7 | 12 | NUÑEZ MARTIN, JORGE | MX OPEN | 16 | 24:44.430 | 1 Vuelta | 1:25.195 | 14 | MC Aranda |
| 8 | 57 | GUEMES VILLAHOZ, ALVAR | MX OPEN | 15 | 24:04.275 | 2 Vueltas | 1:28.057 | 13 | CD Sotopalacios MC |
| 9 | 39 | MIÑAMBRES LLAMAS, JAVIER | MX OPEN | 14 | 25:03.703 | 3 Vueltas | 1:36.286 | 12 | SevillaLaNueva |
| 125 c.c. | | | | | | | | | |
| 1 | 227 | GUTIERREZ SOLIS, PABLO | 125 c.c. | 17 | 23:25.865 | | 1:16.444 | 25 | VALDESOTO |
| 2 | 85 | MARTIN GONZALEZ, IKER | 125 c.c. | 17 | 24:13.773 | 47.908 | 1:18.836 | 22 | MC Aranda |
| 3 | 214 | ALVAREZ FLOREZ, SAUL | 125 c.c. | 16 | 24:24.865 | 1 Vuelta | 1:24.950 | 20 | VALDESOTO |
| 4 | 811 | DUEÑAS MARTINEZ, HECTOR | 125 c.c. | 15 | 24:56.847 | 2 Vueltas | 1:27.908 | 18 | MC Valle del Tiétar |
| 5 | 117 | MARTIN BOTRAN, CLARISIMO | 125 c.c. | 14 | 24:19.270 | 3 Vueltas | 1:34.882 | 16 | Vía de la Plata |

Márgen de victoria

Velocidad media

Mejor tº de vuelta

Mejor Vel.

Mejor vuelta para

42.946

56,591

1:16.444

61,221

227 - GUTIERREZ SOLIS, PABLO

Jefe de cronometraje; Cristina González Sánchez

Orbits

Director de Carrera; Francisco González Carbajo

www.mylaps.com

MOTOCICLISMO DE CASTILLA Y LEÓN

XIX TROFEO LA LOBA 2000

Clasificado por vueltas

125 c.c./Open

La Loba 2000 1,300 km

2M 125 c.c./Open

01/11/2020 13:40

Carrera (20:00 y 2 Vueltas) iniciado a 13:38:51

| Pos. | Nº | Nombre | Clase | Vueltas | Total Tº | Dif. resp. 1º | Mejor Tm | Puntos | Club |
|------|-----|--------------------------|---------|---------|-----------|---------------|-----------------|--------|-------------------------|
| 1 | 227 | GUTIERREZ SOLIS, PABLO | 125 c.c | 17 | 23:31.992 | | 1:16.341 | 25 | VALDESOTO |
| 2 | 85 | MARTIN GONZALEZ, IKER | 125 c.c | 17 | 23:54.560 | 22.568 | 1:18.093 | 22 | MC Aranda |
| 3 | 111 | BARTOLOME LOPEZ, DANIEL | MX OPEN | 17 | 24:05.789 | 33.797 | 1:19.204 | 25 | CD Pistones del Cerrato |
| 4 | 14 | BARTOLOME LOPEZ, VICTOR | MX OPEN | 17 | 24:19.224 | 47.232 | 1:19.285 | 22 | CD Pistones del Cerrato |
| 5 | 33 | HERRERA ALONSO, RUBEN | MX OPEN | 17 | 24:27.077 | 55.085 | 1:17.641 | 20 | MC Mirandés |
| 6 | 162 | SANCHEZ SANCHEZ, ENRIQUE | MX OPEN | 16 | 23:50.827 | 1 Vuelta | 1:19.361 | 18 | MC Burgos Sport |
| 7 | 18 | NUÑEZ MARTIN, MARCOS | MX OPEN | 16 | 23:56.492 | 1 Vuelta | 1:21.764 | 16 | MC Aranda |
| 8 | 334 | SAIZ URBAN, VICENTE | MX OPEN | 16 | 24:04.460 | 1 Vuelta | 1:23.480 | 15 | Moto Club Geria |
| 9 | 12 | NUÑEZ MARTIN, JORGE | MX OPEN | 16 | 24:30.424 | 1 Vuelta | 1:24.519 | 14 | MC Aranda |
| 10 | 214 | ALVAREZ FLOREZ, SAUL | 125 c.c | 16 | 24:55.877 | 1 Vuelta | 1:24.659 | 20 | VALDESOTO |
| 11 | 57 | GUEMES VILLAHOZ, ALVAR | MX OPEN | 15 | 24:18.579 | 2 Vueltas | 1:28.734 | 13 | CD Sotopalacios MC |
| 12 | 811 | DUEÑAS MARTINEZ, HECTOR | 125 c.c | 14 | 23:37.086 | 3 Vueltas | 1:29.413 | 18 | MC Valle del Tiétar |
| 13 | 117 | MARTIN BOTRAN, CLARISIMO | 125 c.c | 14 | 23:46.354 | 3 Vueltas | 1:32.645 | 16 | Vía de la Plata |
| 14 | 39 | MIÑAMBRES LLAMAS, JAVIER | MX OPEN | 13 | 23:40.465 | 4 Vueltas | 1:37.729 | 12 | SevillaLaNueva |

Márgen de victoria

Velocidad media

Mejor tº de vuelta

Mejor Vel.

Mejor vuelta para

22.568

56,346

1:16.341

61,304

227 - GUTIERREZ SOLIS, PABLO

Jefe de cronometraje; Cristina González Sánchez

Orbits

Director de Carrera; Francisco González Carbajo

www.mylaps.com

MOTOCICLISMO DE CASTILLA Y LEÓN

XIX TROFEO LA LOBA 2000

125 c.c./Open

La Loba 2000 1,300 km

2M 125 c.c./Open

01/11/2020 13:40

Carrera (20:00 y 2 Vueltas) iniciado a 13:38:51

| Vuelta | o de vuelta | Jif. resp. 1° | Hora del día |
|--------------------------------------|-----------------|---------------|--------------|
| (227) GUTIERREZ SOLIS, PABLO | | | |
| 1 | 1:19.064 | +2.723 | 13:41:24.994 |
| 2 | 1:16.341 | | 13:42:41.335 |
| 3 | 1:16.576 | +0.235 | 13:43:57.911 |
| 4 | 1:16.920 | +0.579 | 13:45:14.831 |
| 5 | 1:17.262 | +0.921 | 13:46:32.093 |
| 6 | 1:18.129 | +1.788 | 13:47:50.222 |
| 7 | 1:17.379 | +1.038 | 13:49:07.601 |
| 8 | 1:18.495 | +2.154 | 13:50:26.096 |
| 9 | 1:18.314 | +1.973 | 13:51:44.410 |
| 10 | 1:19.283 | +2.942 | 13:53:03.693 |
| 11 | 1:18.493 | +2.152 | 13:54:22.186 |
| 12 | 1:18.245 | +1.904 | 13:55:40.431 |
| 13 | 1:18.255 | +1.914 | 13:56:58.686 |
| 14 | 1:17.851 | +1.510 | 13:58:16.537 |
| 15 | 1:19.627 | +3.286 | 13:59:36.164 |
| 16 | 1:21.977 | +5.636 | 14:00:58.141 |
| 17 | 1:25.748 | +9.407 | 14:02:23.889 |
| (85) MARTIN GONZALEZ, IKER | | | |
| 1 | 1:20.005 | +1.912 | 13:41:27.326 |
| 2 | 1:20.064 | +1.971 | 13:42:47.390 |
| 3 | 1:20.246 | +2.153 | 13:44:07.636 |
| 4 | 1:21.080 | +2.987 | 13:45:28.716 |
| 5 | 1:18.093 | | 13:46:46.809 |
| 6 | 1:19.154 | +1.061 | 13:48:05.963 |
| 7 | 1:19.164 | +1.071 | 13:49:25.127 |
| 8 | 1:19.726 | +1.633 | 13:50:44.853 |
| 9 | 1:18.870 | +0.777 | 13:52:03.723 |
| 10 | 1:18.800 | +0.707 | 13:53:22.523 |
| 11 | 1:21.295 | +3.202 | 13:54:43.818 |
| 12 | 1:19.623 | +1.530 | 13:56:03.441 |
| 13 | 1:19.990 | +1.897 | 13:57:23.431 |
| 14 | 1:20.083 | +1.990 | 13:58:43.514 |
| 15 | 1:20.516 | +2.423 | 14:00:04.030 |
| 16 | 1:20.760 | +2.667 | 14:01:24.790 |
| 17 | 1:21.667 | +3.574 | 14:02:46.457 |
| (111) BARTOLOME LOPEZ, DANIEL | | | |
| 1 | 1:19.344 | +0.140 | 13:41:24.763 |
| 2 | 1:20.383 | +1.179 | 13:42:45.146 |
| 3 | 1:19.204 | | 13:44:04.350 |
| 4 | 1:20.469 | +1.265 | 13:45:24.819 |
| 5 | 1:19.433 | +0.229 | 13:46:44.252 |
| 6 | 1:19.902 | +0.698 | 13:48:04.154 |
| 7 | 1:20.872 | +1.668 | 13:49:25.026 |
| 8 | 1:20.792 | +1.588 | 13:50:45.818 |
| 9 | 1:19.842 | +0.638 | 13:52:05.660 |
| 10 | 1:21.299 | +2.095 | 13:53:26.959 |
| 11 | 1:19.501 | +0.297 | 13:54:46.460 |
| 12 | 1:19.263 | +0.059 | 13:56:05.723 |
| 13 | 1:20.350 | +1.146 | 13:57:26.073 |
| 14 | 1:21.007 | +1.803 | 13:58:47.080 |
| 15 | 1:22.009 | +2.805 | 14:00:09.089 |
| 16 | 1:23.583 | +4.379 | 14:01:32.672 |
| 17 | 1:25.014 | +5.810 | 14:02:57.686 |
| (14) BARTOLOME LOPEZ, VICTOR | | | |
| 1 | 1:20.030 | +0.745 | 13:41:27.175 |
| 2 | 1:19.285 | | 13:42:46.460 |
| 3 | 1:20.887 | +1.602 | 13:44:07.347 |
| 4 | 1:21.219 | +1.934 | 13:45:28.566 |
| 5 | 1:20.653 | +1.368 | 13:46:49.219 |
| 6 | 1:20.832 | +1.547 | 13:48:10.051 |
| 7 | 1:21.582 | +2.297 | 13:49:31.633 |

| Vuelta | o de vuelta | Jif. resp. 1° | Hora del día |
|---------------------------------------|-----------------|---------------|--------------|
| 8 | 1:20.154 | +0.869 | 13:50:51.787 |
| 9 | 1:20.650 | +1.365 | 13:52:12.437 |
| 10 | 1:20.889 | +1.604 | 13:53:33.326 |
| 11 | 1:20.200 | +0.915 | 13:54:53.526 |
| 12 | 1:21.157 | +1.872 | 13:56:14.683 |
| 13 | 1:23.524 | +4.239 | 13:57:38.207 |
| 14 | 1:22.924 | +3.639 | 13:59:01.131 |
| 15 | 1:22.890 | +3.605 | 14:00:24.021 |
| 16 | 1:24.451 | +5.166 | 14:01:48.472 |
| 17 | 1:22.649 | +3.364 | 14:03:11.121 |
| (33) HERRERA ALONSO, RUBEN | | | |
| 1 | 1:19.785 | +2.144 | 13:41:27.931 |
| 2 | 1:18.173 | +0.532 | 13:42:46.104 |
| 3 | 1:17.641 | | 13:44:03.745 |
| 4 | 1:25.686 | +8.045 | 13:45:29.431 |
| 5 | 1:38.953 | +21.312 | 13:47:08.384 |
| 6 | 1:19.440 | +1.799 | 13:48:27.824 |
| 7 | 1:19.793 | +2.152 | 13:49:47.617 |
| 8 | 1:21.385 | +3.744 | 13:51:09.002 |
| 9 | 1:20.125 | +2.484 | 13:52:29.127 |
| 10 | 1:21.394 | +3.753 | 13:53:50.521 |
| 11 | 1:22.664 | +5.023 | 13:55:13.185 |
| 12 | 1:19.937 | +2.296 | 13:56:33.122 |
| 13 | 1:19.927 | +2.286 | 13:57:53.049 |
| 14 | 1:21.995 | +4.354 | 13:59:15.044 |
| 15 | 1:21.762 | +4.121 | 14:00:36.806 |
| 16 | 1:21.327 | +3.686 | 14:01:58.133 |
| 17 | 1:20.841 | +3.200 | 14:03:18.974 |
| (162) SANCHEZ SANCHEZ, ENRIQUE | | | |
| 1 | 1:20.425 | +1.064 | 13:41:29.657 |
| 2 | 1:20.040 | +0.679 | 13:42:49.697 |
| 3 | 1:19.361 | | 13:44:09.058 |
| 4 | 1:21.346 | +1.985 | 13:45:30.404 |
| 5 | 1:23.627 | +4.266 | 13:46:54.031 |
| 6 | 1:22.161 | +2.800 | 13:48:16.192 |
| 7 | 1:23.332 | +3.971 | 13:49:39.524 |
| 8 | 1:22.472 | +3.111 | 13:51:01.996 |
| 9 | 1:23.587 | +4.226 | 13:52:25.583 |
| 10 | 1:24.530 | +5.169 | 13:53:50.113 |
| 11 | 1:25.913 | +6.552 | 13:55:16.026 |
| 12 | 1:28.790 | +9.429 | 13:56:44.816 |
| 13 | 1:28.563 | +9.202 | 13:58:13.379 |
| 14 | 1:28.808 | +9.447 | 13:59:42.187 |
| 15 | 1:28.712 | +9.351 | 14:01:10.899 |
| 16 | 1:31.825 | +12.464 | 14:02:42.724 |
| (18) NUÑEZ MARTIN, MARCOS | | | |
| 1 | 1:21.764 | | 13:41:32.393 |
| 2 | 1:21.868 | +0.104 | 13:42:54.261 |
| 3 | 1:23.706 | +1.942 | 13:44:17.967 |
| 4 | 1:26.321 | +4.557 | 13:45:44.288 |
| 5 | 1:24.731 | +2.967 | 13:47:09.019 |
| 6 | 1:24.522 | +2.758 | 13:48:33.541 |
| 7 | 1:23.520 | +1.756 | 13:49:57.061 |
| 8 | 1:23.475 | +1.711 | 13:51:20.536 |
| 9 | 1:24.695 | +2.931 | 13:52:45.231 |
| 10 | 1:23.919 | +2.155 | 13:54:09.150 |
| 11 | 1:24.691 | +2.927 | 13:55:33.841 |
| 12 | 1:26.151 | +4.387 | 13:56:59.992 |
| 13 | 1:25.502 | +3.738 | 13:58:25.494 |
| 14 | 1:26.833 | +5.069 | 13:59:52.327 |
| 15 | 1:27.956 | +6.192 | 14:01:20.283 |
| 16 | 1:28.106 | +6.342 | 14:02:48.389 |

| Vuelta | o de vuelta | Jif. resp. 1° | Hora del día |
|-----------------------------------|-----------------|---------------|--------------|
| (334) SAIZ URBAN, VICENTE | | | |
| 1 | 1:23.480 | | 13:41:35.153 |
| 2 | 1:23.782 | +0.302 | 13:42:58.935 |
| 3 | 1:23.933 | +0.453 | 13:44:22.868 |
| 4 | 1:23.644 | +0.164 | 13:45:46.512 |
| 5 | 1:24.247 | +0.767 | 13:47:10.759 |
| 6 | 1:24.372 | +0.892 | 13:48:35.131 |
| 7 | 1:23.912 | +0.432 | 13:49:59.043 |
| 8 | 1:23.804 | +0.324 | 13:51:22.847 |
| 9 | 1:24.694 | +1.214 | 13:52:47.541 |
| 10 | 1:25.518 | +2.038 | 13:54:13.059 |
| 11 | 1:24.540 | +1.060 | 13:55:37.599 |
| 12 | 1:36.438 | +12.958 | 13:57:14.037 |
| 13 | 1:24.888 | +1.408 | 13:58:38.925 |
| 14 | 1:26.284 | +2.804 | 14:00:05.209 |
| 15 | 1:25.000 | +1.520 | 14:01:30.209 |
| 16 | 1:26.148 | +2.668 | 14:02:56.357 |
| (12) NUÑEZ MARTIN, JORGE | | | |
| 1 | 1:24.519 | | 13:41:37.803 |
| 2 | 1:25.236 | +0.717 | 13:43:03.039 |
| 3 | 1:26.336 | +1.817 | 13:44:29.375 |
| 4 | 1:25.296 | +0.777 | 13:45:54.671 |
| 5 | 1:25.359 | +0.840 | 13:47:20.030 |
| 6 | 1:25.551 | +1.032 | 13:48:45.581 |
| 7 | 1:26.091 | +1.572 | 13:50:11.672 |
| 8 | 1:25.507 | +0.988 | 13:51:37.179 |
| 9 | 1:31.210 | +6.691 | 13:53:08.389 |
| 10 | 1:28.756 | +4.237 | 13:54:37.145 |
| 11 | 1:27.055 | +2.536 | 13:56:04.200 |
| 12 | 1:28.293 | +3.774 | 13:57:32.493 |
| 13 | 1:27.283 | +2.764 | 13:58:59.776 |
| 14 | 1:27.335 | +2.816 | 14:00:27.111 |
| 15 | 1:28.091 | +3.572 | 14:01:55.202 |
| 16 | 1:27.119 | +2.600 | 14:03:22.321 |
| (214) ALVAREZ FLOREZ, SAUL | | | |
| 1 | 1:25.341 | +0.682 | 13:41:40.086 |
| 2 | 1:24.659 | | 13:43:04.745 |
| 3 | 1:25.781 | +1.122 | 13:44:30.526 |
| 4 | 1:24.991 | +0.332 | 13:45:55.517 |
| 5 | 1:25.252 | +0.593 | 13:47:20.769 |
| 6 | 1:25.108 | +0.449 | 13:48:45.877 |
| 7 | 1:26.724 | +2.065 | 13:50:12.601 |
| 8 | 1:25.486 | +0.827 | 13:51:38.087 |
| 9 | 1:27.066 | +2.407 | 13:53:05.153 |
| 10 | 1:29.239 | +4.580 | 13:54:34.392 |
| 11 | 1:28.425 | +3.766 | 13:56:02.817 |
| 12 | 1:28.291 | +3.632 | 13:57:31.108 |
| 13 | 1:31.478 | +6.819 | 13:59:02.586 |
| 14 | 1:32.938 | +8.279 | 14:00:35.524 |
| 15 | 1:34.919 | +10.260 | 14:02:10.443 |
| 16 | 1:37.331 | +12.672 | 14:03:47.774 |
| (57) GUEMES VILLAZO, ALVAR | | | |
| 1 | 1:29.627 | +0.893 | 13:41:47.817 |
| 2 | 1:29.196 | +0.462 | 13:43:17.013 |
| 3 | 1:30.274 | +1.540 | 13:44:47.287 |
| 4 | 1:28.734 | | 13:46:16.021 |
| 5 | 1:29.093 | +0.359 | 13:47:45.114 |
| 6 | 1:31.352 | +2.618 | 13:49:16.466 |
| 7 | 1:30.434 | +1.700 | 13:50:46.900 |
| 8 | 1:33.361 | +4.627 | 13:52:20.261 |
| 9 | 1:32.153 | +3.419 | 13:53:52.414 |
| 10 | 1:35.233 | +6.499 | 13:55:27.647 |
| 11 | 1:32.828 | +4.094 | 13:57:00.475 |

Jefe de cronometraje; Cristina González Sánchez

Director de Carrera; Francisco González Carballo

Orbits

XIX TROFEO LA LOBA 2000

125 c.c./Open

La Loba 2000 1,300 km

2M 125 c.c./Open

01/11/2020 13:40

Carrera (20:00 y 2 Vueltas) iniciado a 13:38:51

| Vuelta | o de vuelta | Dif. resp. 1° | Hora del día |
|--------|-------------|---------------|--------------|
| 12 | 1:33.016 | +4.282 | 13:58:33.491 |
| 13 | 1:31.276 | +2.542 | 14:00:04.767 |
| 14 | 1:34.539 | +5.805 | 14:01:39.306 |
| 15 | 1:31.170 | +2.436 | 14:03:10.476 |

(811) DUEÑAS MARTINEZ, HECTOR

| Vuelta | o de vuelta | Dif. resp. 1° | Hora del día |
|--------|-----------------|---------------|--------------|
| 1 | 1:37.004 | +7.591 | 13:41:59.796 |
| 2 | 1:30.417 | +1.004 | 13:43:30.213 |
| 3 | 1:29.413 | | 13:44:59.626 |
| 4 | 1:29.664 | +0.251 | 13:46:29.290 |
| 5 | 1:32.634 | +3.221 | 13:48:01.924 |
| 6 | 1:35.359 | +5.946 | 13:49:37.283 |
| 7 | 1:34.383 | +4.970 | 13:51:11.666 |
| 8 | 1:34.611 | +5.198 | 13:52:46.277 |
| 9 | 1:38.165 | +8.752 | 13:54:24.442 |
| 10 | 1:36.129 | +6.716 | 13:56:00.571 |
| 11 | 1:37.070 | +7.657 | 13:57:37.641 |
| 12 | 1:38.417 | +9.004 | 13:59:16.058 |
| 13 | 1:37.403 | +7.990 | 14:00:53.461 |
| 14 | 1:35.522 | +6.109 | 14:02:28.983 |

(117) MARTIN BOTRAN, CLARISIMO

| Vuelta | o de vuelta | Dif. resp. 1° | Hora del día |
|--------|-----------------|---------------|--------------|
| 1 | 1:34.297 | +1.652 | 13:41:56.016 |
| 2 | 1:32.645 | | 13:43:28.661 |
| 3 | 1:35.078 | +2.433 | 13:45:03.739 |
| 4 | 1:34.942 | +2.297 | 13:46:38.681 |
| 5 | 1:35.555 | +2.910 | 13:48:14.236 |
| 6 | 1:35.586 | +2.941 | 13:49:49.822 |
| 7 | 1:37.561 | +4.916 | 13:51:27.383 |
| 8 | 1:33.354 | +0.709 | 13:53:00.737 |
| 9 | 1:37.061 | +4.416 | 13:54:37.798 |
| 10 | 1:35.879 | +3.234 | 13:56:13.677 |
| 11 | 1:35.942 | +3.297 | 13:57:49.619 |
| 12 | 1:35.262 | +2.617 | 13:59:24.881 |
| 13 | 1:37.409 | +4.764 | 14:01:02.290 |
| 14 | 1:35.961 | +3.316 | 14:02:38.251 |

(39) MIÑAMBRES LLAMAS, JAVIER

| Vuelta | o de vuelta | Dif. resp. 1° | Hora del día |
|--------|-----------------|---------------|--------------|
| 1 | 1:37.729 | | 13:42:03.388 |
| 2 | 1:38.426 | +0.697 | 13:43:41.814 |
| 3 | 1:39.602 | +1.873 | 13:45:21.416 |
| 4 | 1:41.030 | +3.301 | 13:47:02.446 |
| 5 | 1:40.765 | +3.036 | 13:48:43.211 |
| 6 | 1:41.167 | +3.438 | 13:50:24.378 |
| 7 | 1:42.190 | +4.461 | 13:52:06.568 |
| 8 | 1:40.769 | +3.040 | 13:53:47.337 |
| 9 | 1:51.714 | +13.985 | 13:55:39.051 |
| 10 | 1:41.883 | +4.154 | 13:57:20.934 |
| 11 | 1:46.070 | +8.341 | 13:59:07.004 |
| 12 | 1:43.223 | +5.494 | 14:00:50.227 |
| 13 | 1:42.135 | +4.406 | 14:02:32.362 |

XIX TROFEO LA LOBA 2000

Clasificado por vueltas

125 c.c./Open

La Loba 2000 1,300 km

2M 125 c.c./Open

01/11/2020 13:40

Carrera (20:00 y 2 Vueltas) iniciado a 13:38:51

| Pos. | Nº | Nombre | Clase | Vueltas | Total Tº | Dif. resp. 1º | Mejor Tm | Puntos | Club |
|-----------------|-----|--------------------------|----------|---------|-----------|---------------|-----------------|--------|-------------------------|
| MX OPEN | | | | | | | | | |
| 1 | 111 | BARTOLOME LOPEZ, DANIEL | MX OPEN | 17 | 24:05.789 | | 1:19.204 | 25 | CD Pistones del Cerrato |
| 2 | 14 | BARTOLOME LOPEZ, VICTOR | MX OPEN | 17 | 24:19.224 | 13.435 | 1:19.285 | 22 | CD Pistones del Cerrato |
| 3 | 33 | HERRERA ALONSO, RUBEN | MX OPEN | 17 | 24:27.077 | 21.288 | 1:17.641 | 20 | MC Mirandés |
| 4 | 162 | SANCHEZ SANCHEZ, ENRIQUE | MX OPEN | 16 | 23:50.827 | 1 Vuelta | 1:19.361 | 18 | MC Burgos Sport |
| 5 | 18 | NUÑEZ MARTIN, MARCOS | MX OPEN | 16 | 23:56.492 | 1 Vuelta | 1:21.764 | 16 | MC Aranda |
| 6 | 334 | SAIZ URBAN, VICENTE | MX OPEN | 16 | 24:04.460 | 1 Vuelta | 1:23.480 | 15 | Moto Club Gería |
| 7 | 12 | NUÑEZ MARTIN, JORGE | MX OPEN | 16 | 24:30.424 | 1 Vuelta | 1:24.519 | 14 | MC Aranda |
| 8 | 57 | GUEMES VILLAHOZ, ALVAR | MX OPEN | 15 | 24:18.579 | 2 Vueltas | 1:28.734 | 13 | CD Sotopalacios MC |
| 9 | 39 | MIÑAMBRES LLAMAS, JAVIER | MX OPEN | 13 | 23:40.465 | 4 Vueltas | 1:37.729 | 12 | SevillaLaNueva |
| 125 c.c. | | | | | | | | | |
| 1 | 227 | GUTIERREZ SOLIS, PABLO | 125 c.c. | 17 | 23:31.992 | | 1:16.341 | 25 | VALDESOTO |
| 2 | 85 | MARTIN GONZALEZ, IKER | 125 c.c. | 17 | 23:54.560 | 22.568 | 1:18.093 | 22 | MC Aranda |
| 3 | 214 | ALVAREZ FLOREZ, SAUL | 125 c.c. | 16 | 24:55.877 | 1 Vuelta | 1:24.659 | 20 | VALDESOTO |
| 4 | 811 | DUEÑAS MARTINEZ, HECTOR | 125 c.c. | 14 | 23:37.086 | 3 Vueltas | 1:29.413 | 18 | MC Valle del Tíetar |
| 5 | 117 | MARTIN BOTRAN, CLARISIMO | 125 c.c. | 14 | 23:46.354 | 3 Vueltas | 1:32.645 | 16 | Vía de la Plata |

| Márgen de victoria | Velocidad media | Mejor tº de vuelta | Mejor Vel. | Mejor vuelta para |
|--------------------|-----------------|--------------------|------------|------------------------------|
| 22.568 | 56,346 | 1:16.341 | 61,304 | 227 - GUTIERREZ SOLIS, PABLO |

Jefe de cronometraje; Cristina González Sánchez

Orbits

Director de Carrera; Francisco González Carbajo

www.mylaps.com


MOTOCICLISMO DE CASTILLA Y LEÓN

XIX TROFEO LA LOBA 2000

125 c.c./Open

La Loba 2000 1,300 km

GENERAL 125 c.c./OPEN



| Pos. | Nº | Nombre | Clase | Licencia | puntos | R1. | R2. |
|-----------------|-----|--------------------------|----------|----------|--------|-----|-----|
| MX OPEN | | | | | | | |
| 1 | 111 | BARTOLOME LOPEZ, DANIEL | MX OPEN | 91017-P | 47 | 22 | 25 |
| 2 | 162 | SANCHEZ SANCHEZ, ENRIQUE | MX OPEN | 91013-BU | 43 | 25 | 18 |
| 3 | 14 | BARTOLOME LOPEZ, VICTOR | MX OPEN | 91026-P | 42 | 20 | 22 |
| 4 | 33 | HERRERA ALONSO, RUBEN | MX OPEN | 91003-BU | 38 | 18 | 20 |
| 5 | 18 | NUÑEZ MARTIN, MARCOS | MX OPEN | 91000-BU | 31 | 15 | 16 |
| 6 | 334 | SAIZ URBAN, VICENTE | MX OPEN | 91006-BU | 31 | 16 | 15 |
| 7 | 12 | NUÑEZ MARTIN, JORGE | MX OPEN | 91001-BU | 28 | 14 | 14 |
| 8 | 57 | GUEMES VILLALHOZ, ALVAR | MX OPEN | 90034-BU | 26 | 13 | 13 |
| 9 | 39 | MIÑAMBRES LLAMAS, JAVIER | MX OPEN | 223600-M | 24 | 12 | 12 |
| 125 c.c. | | | | | | | |
| 1 | 227 | GUTIERREZ SOLIS, PABLO | 125 c.c. | 59138-O | 50 | 25 | 25 |
| 2 | 85 | MARTIN GONZALEZ, IKER | 125 c.c. | 90028-BU | 44 | 22 | 22 |
| 3 | 214 | ALVAREZ FLOREZ, SAUL | 125 c.c. | 59147-O | 40 | 20 | 20 |
| 4 | 811 | DUEÑAS MARTINEZ, HECTOR | 125 c.c. | 90093-AV | 36 | 18 | 18 |
| 5 | 117 | MARTIN BOTRAN, CLARISIMO | 125 c.c. | 94016-SA | 32 | 16 | 16 |