

TROFEO COSTA NOVA (08/11/2015)***Clasificado por mejor tiempo de vuelta****2-MINIMOTARD 190 y 160****Karting Menorca 0,000 km****Entrenos Conometrados 1****08/11/2015 17:35****Clasificación**

Posición	Nº	Nombre	Clase	Mejor Tm	Dif. resp. 1º	En Vuelta	Puntos
1	47	Fernando Font Martinez	Pit Bike 190	38.911	-	6	0
2	1	Jose Luis Perez Gonzalez	Pit Bike 160	39.246	+0.335	11	0
3	19	Jose Antonio Tomas Sansaloni	Pit Bike 160	40.568	+1.657	8	0
4	12	Jose Alberto Servera Xamena	Pit Bike 160	40.877	+1.966	8	0
5	82	Mateu Fernandez Valcaneras	Pit Bike 190	41.064	+2.153	8	0
6	7	Juan Manuel Diaz Liñayo	Pit Bike 190	41.084	+2.173	3	0
7	20	Lluis Alfons Sancho Vinent	Pit Bike 160	41.589	+2.678	8	0
8	87	Jesus Ivan Gomila Pons	Pit Bike 160	41.630	+2.719	8	0
9	23	Tomeu Verger Alcover	Pit Bike 160	41.654	+2.743	6	0
10	2	Bernat Bergas Fiol	Pit Bike 160	41.666	+2.755	4	0
11	80	Silvio Milfredo Guerrero Perez	Pit Bike 190	42.010	+3.099	7	0
12	123	Jose Antonio Perez Aguilo	Pit Bike 190	42.268	+3.357	8	0
13	43	Jesus Mesquida Gomila	Pit Bike 160	42.925	+4.014	9	0

TROFEO COSTA NOVA (08/11/2015)*

Clasificado por mejor tiempo de vuelta

2-MINIMOTARD 190 y 160

Karting Menorca 0,000 km

Entrenos Conometrados 1

08/11/2015 17:35

Clasificación

Posición	Nº	Nombre	Clase	Mejor Tm	Dif. resp. 1º	En Vuelta	Puntos
1	47	Fernando Font Martinez	Pit Bike 190	38.911	-	6	0
2	1	Jose Luis Perez Gonzalez	Pit Bike 160	39.246	+0.335	11	0
3	19	Jose Antonio Tomas Sansaloni	Pit Bike 160	40.568	+1.657	8	0
4	12	Jose Alberto Servera Xamena	Pit Bike 160	40.877	+1.966	8	0
5	82	Mateu Fernandez Valcaneras	Pit Bike 190	41.064	+2.153	8	0
6	7	Juan Manuel Diaz Liñayo	Pit Bike 190	41.084	+2.173	3	0
7	20	Lluis Alfons Sancho Vinent	Pit Bike 160	41.589	+2.678	8	0
8	87	Jesus Ivan Gomila Pons	Pit Bike 160	41.630	+2.719	8	0
9	23	Tomeu Verger Alcover	Pit Bike 160	41.654	+2.743	6	0
10	2	Bernat Bergas Fiol	Pit Bike 160	41.666	+2.755	4	0
11	80	Silvio Milfredo Guerrero Perez	Pit Bike 190	42.010	+3.099	7	0
12	123	Jose Antonio Perez Aguilo	Pit Bike 190	42.268	+3.357	8	0
13	43	Jesus Mesquida Gomila	Pit Bike 160	42.925	+4.014	9	0

TROFEO COSTA NOVA (08/11/2015)*

Clasificado por mejor tiempo de vuelta

2-MINIMOTARD 190 y 160

Karting Menorca 0,000 km

Entrenos Cronometrados 2

08/11/2015 18:55

Clasificación

Posición	Nº	Nombre	Clase	Mejor Tm	Dif. resp. 1º	En Vuelta	Puntos
1	1	Jose Luis Perez Gonzalez	Pit Bike 160	39.175	-	9	0
2	47	Fernando Font Martinez	Pit Bike 190	39.244	+0.069	2	0
3	7	Juan Manuel Diaz Liñayo	Pit Bike 190	40.519	+1.344	6	0
4	19	Jose Antonio Tomas Sansaloni	Pit Bike 160	40.613	+1.438	7	0
5	12	Jose Alberto Servera Xamena	Pit Bike 160	40.996	+1.821	7	0
6	23	Tomeu Verger Alcover	Pit Bike 160	41.051	+1.876	9	0
7	82	Mateu Fernandez Valcaneras	Pit Bike 190	41.171	+1.996	6	0
8	87	Jesus Ivan Gomila Pons	Pit Bike 160	41.276	+2.101	4	0
9	123	Jose Antonio Perez Aguilo	Pit Bike 190	41.713	+2.538	4	0
10	20	Lluis Alfons Sancho Vinent	Pit Bike 160	41.899	+2.724	5	0
11	80	Silvio Milfredo Guerrero Perez	Pit Bike 190	41.922	+2.747	3	0
12	43	Jesus Mesquida Gomila	Pit Bike 160	42.282	+3.107	10	0
13	2	Bernat Bergas Fiol	Pit Bike 160	54.087	+14.912	1	0

TROFEO COSTA NOVA (08/11/2015)*

2-MINIMOTARD 190 y 160

Karting Menorca 0,000 km

Entrenos Cronometrados 2

08/11/2015 18:55

Clasificación

Vuelta	Tempo de vuelta	Dif. resp. 1°	Hora del día
(1) Jose Luis Perez Gonzalez			
1	43.515	+4.340	10:26:24.172
2	41.045	+1.870	10:27:05.217
3	39.935	+0.760	10:27:45.152
4	40.133	+0.958	10:28:25.285
5	40.731	+1.556	10:29:06.016
6	41.023	+1.848	10:29:47.039
7	39.258	+0.083	10:30:26.297
8	39.753	+0.578	10:31:06.050
9	39.175	-	10:31:45.225
10	39.418	+0.243	10:32:24.643
11	39.585	+0.410	10:33:04.228

(47) Fernando Font Martinez			
1	42.710	+3.466	10:26:16.648
2	39.244	-	10:26:55.892
3	39.811	+0.567	10:27:35.703
4	39.630	+0.386	10:28:15.333

(7) Juan Manuel Diaz Liñayo			
1	45.310	+4.791	10:26:20.170
2	42.798	+2.279	10:27:02.968
3	41.336	+0.817	10:27:44.304
4	40.748	+0.229	10:28:25.052
5	42.162	+1.643	10:29:07.214
6	40.519	-	10:29:47.733
7	41.082	+0.563	10:30:28.815
8	41.375	+0.856	10:31:10.190
9	43.144	+2.625	10:31:53.334
10	42.874	+2.355	10:32:36.208

(19) Jose Antonio Tomas Sansaloni			
1	44.901	+4.288	10:26:22.852
2	43.033	+2.420	10:27:05.885
3	40.908	+0.295	10:27:46.793
4	40.720	+0.107	10:28:27.513
5	41.127	+0.514	10:29:08.640
6	40.687	+0.074	10:29:49.327
7	40.613	-	10:30:29.940
8	40.914	+0.301	10:31:10.854
9	42.224	+1.611	10:31:53.078

(12) Jose Alberto Servera Xamena			
1	46.516	+5.520	10:26:19.709
2	42.711	+1.715	10:27:02.420
3	41.309	+0.313	10:27:43.729
4	41.009	+0.013	10:28:24.738
5	41.138	+0.142	10:29:05.876
6	41.442	+0.446	10:29:47.318
7	40.996	-	10:30:28.314
8	41.639	+0.643	10:31:09.953
9	41.250	+0.254	10:31:51.203
10	41.189	+0.193	10:32:32.392
11	41.135	+0.139	10:33:13.527

(23) Tomeu Verger Alcover			
1	58.187	+17.136	10:26:27.911
2	42.662	+1.611	10:27:10.573
3	42.545	+1.494	10:27:53.118
4	41.786	+0.735	10:28:34.904
5	42.013	+0.962	10:29:16.917
6	42.195	+1.144	10:29:59.112
7	42.039	+0.988	10:30:41.151
8	41.534	+0.483	10:31:22.685
9	41.051	-	10:32:03.736

Vuelta	Tempo de vuelta	Dif. resp. 1°	Hora del día
10	41.089	+0.038	10:32:44.825
11	41.365	+0.314	10:33:26.190
(82) Mateu Fernandez Valcaneras			
1	50.697	+9.526	10:26:26.752
2	42.142	+0.971	10:27:08.894
3	41.734	+0.563	10:27:50.628
4	41.323	+0.152	10:28:31.951
5	41.551	+0.380	10:29:13.502
6	41.171	-	10:29:54.673
7	41.688	+0.517	10:30:36.361
8	41.462	+0.291	10:31:17.823
9	41.697	+0.526	10:31:59.520
10	41.285	+0.114	10:32:40.805
11	41.965	+0.794	10:33:22.770

(87) Jesus Ivan Gomila Pons			
1	46.863	+5.587	10:26:23.821
2	43.338	+2.062	10:27:07.159
3	42.062	+0.786	10:27:49.221
4	41.276	-	10:28:30.497
5	41.628	+0.352	10:29:12.125
6	43.919	+2.643	10:29:56.044
7	43.814	+2.538	10:30:39.858
8	43.387	+2.111	10:31:23.245
9	41.865	+0.589	10:32:05.110
10	42.499	+1.223	10:32:47.609
11	42.016	+0.740	10:33:29.625

(123) Jose Antonio Perez Aguilo			
1	48.996	+7.283	10:26:41.466
2	43.717	+2.004	10:27:25.183
3	42.334	+0.621	10:28:07.517
4	41.713	-	10:28:49.230
5	48.115	+6.402	10:29:37.345
6	46.781	+5.068	10:30:24.126
7	44.597	+2.884	10:31:08.723
8	45.533	+3.820	10:31:54.256
9	42.480	+0.767	10:32:36.736
10	42.090	+0.377	10:33:18.826

(20) Lluís Alfons Sancho Vinent			
1	50.209	+8.310	10:26:36.322
2	45.560	+3.661	10:27:21.882
3	42.739	+0.840	10:28:04.621
4	45.399	+3.500	10:28:50.020
5	41.899	-	10:29:31.919
6	53.933	+12.034	10:30:25.852
7	44.700	+2.801	10:31:10.552
8	42.264	+0.365	10:31:52.816
9	43.210	+1.311	10:32:36.026

(80) Silvio Milfredo Guerrero Perez			
1	47.018	+5.096	10:26:53.320
2	43.334	+1.412	10:27:36.654
3	41.922	-	10:28:18.576
4	42.483	+0.561	10:29:01.059
5	42.146	+0.224	10:29:43.205
6	42.038	+0.116	10:30:25.243
7	42.661	+0.739	10:31:07.904
8	41.960	+0.038	10:31:49.864
9	43.030	+1.108	10:32:32.894
10	41.937	+0.015	10:33:14.831

(43) Jesus Mesquida Gomila			
1	50.590	+8.308	10:26:54.288

TROFEO COSTA NOVA (08/11/2015)*
Clasificado por vueltas
2-MINIMOTARD 190 y 160
Karting Menorca 0,000 km
1ª Manga
08/11/2015 20:20
Carrera

Clasificación	Nº	Nombre	Vueltas	Dif. resp. 1º	Total Tº	Mejor Tm En Vuelta	Puntos
Pit Bike 160							
1	11	Jose Luis Perez Gonzalez	14	-	9:14.022	39.223	11
2	19	Jose Antonio Tomas Sansaloni	14	+19.977	9:33.999	40.211	4
3	12	Jose Alberto Servera Xamena	14	+21.509	9:35.531	40.609	5
4	23	Tomeu Verger Alcover	14	+25.169	9:39.191	40.812	11
5	87	Jesus Ivan Gomila Pons	14	+37.596	9:51.618	40.519	12
6	20	Lluis Alfons Sancho Vinent	13	1 Vuelta	9:21.313	41.196	4
7	43	Jesus Mesquida Gomila	13	+3.176	9:24.489	42.447	11
NE	2	Bernat Bergas Fiol	0	-	-:---	-:---	0

Pit Bike 190							
1	82	Mateu Fernandez Valcaneras	14	-	9:39.348	40.563	9
2	123	Jose Antonio Perez Aguilo	14	+7.371	9:46.719	40.929	8
3	80	Silvio Milfredo Guerrero Perez	14	+11.670	9:51.018	41.298	6
4	7	Juan Manuel Diaz Liñayo	13	1 Vuelta	9:24.270	40.695	5
NT	47	Fernando Font Martinez	1	-	40.478	39.817	1

Márgen de victoria	Velocidad media	Mejor tº de vuelta	Mejor Vel.	Mejor vuelta para
+19.977	-	39.223	-	[11] Jose Luis Perez Gonzalez

Impresos: 08/11/2015 13:14:11
Organizado a: Federacion Balear de Motociclismo
Jefe de cronometraje
Orbits 2
Director de Carrera
www.amb-it.com
www.mylaps.com

TROFEO COSTA NOVA (08/11/2015)***2-MINIMOTARD 190 y 160****Karting Menorca 0,000 km****1ª Manga****08/11/2015 20:20****Carrera**

Vuelta	Tempo de vuelta	Dif. resp. 1º	Hora del día
(11) Jose Luis Perez Gonzalez			
1	40.285	+1.062	11:23:41.386
2	39.443	+0.220	11:24:20.829
3	39.693	+0.470	11:25:00.522
4	39.421	+0.198	11:25:39.943
5	39.384	+0.161	11:26:19.327
6	39.338	+0.115	11:26:58.665
7	39.237	+0.014	11:27:37.902
8	39.668	+0.445	11:28:17.570
9	39.389	+0.166	11:28:56.959
10	39.458	+0.235	11:29:36.417
11	39.223	-	11:30:15.640
12	39.296	+0.073	11:30:54.936
13	39.238	+0.015	11:31:34.174
14	40.284	+1.061	11:32:14.458

(19) Jose Antonio Tomas Sansaloni			
1	42.163	+1.952	11:23:43.472
2	40.739	+0.528	11:24:24.211
3	41.164	+0.953	11:25:05.375
4	40.211	-	11:25:45.586
5	40.612	+0.401	11:26:26.198
6	40.435	+0.224	11:27:06.633
7	40.364	+0.153	11:27:46.997
8	40.494	+0.283	11:28:27.491
9	40.858	+0.647	11:29:08.349
10	40.769	+0.558	11:29:49.118
11	41.990	+1.779	11:30:31.108
12	41.278	+1.067	11:31:12.386
13	40.762	+0.551	11:31:53.148
14	41.287	+1.076	11:32:34.435

(12) Jose Alberto Servera Xamena			
1	42.886	+2.277	11:23:44.475
2	40.690	+0.081	11:24:25.165
3	40.852	+0.243	11:25:06.017
4	40.673	+0.064	11:25:46.690
5	40.609	-	11:26:27.299
6	40.660	+0.051	11:27:07.959
7	40.640	+0.031	11:27:48.599
8	40.842	+0.233	11:28:29.441
9	40.868	+0.259	11:29:10.309
10	41.268	+0.659	11:29:51.577
11	41.116	+0.507	11:30:32.693
12	41.073	+0.464	11:31:13.766
13	41.031	+0.422	11:31:54.797
14	41.170	+0.561	11:32:35.967

(23) Tomeu Verger Alcover			
1	43.799	+2.987	11:23:45.406
2	41.164	+0.352	11:24:26.570
3	41.399	+0.587	11:25:07.969
4	41.719	+0.907	11:25:49.688
5	40.981	+0.169	11:26:30.669
6	40.836	+0.024	11:27:11.505
7	40.919	+0.107	11:27:52.424
8	40.849	+0.037	11:28:33.273
9	40.944	+0.132	11:29:14.217
10	41.044	+0.232	11:29:55.261
11	40.812	-	11:30:36.073
12	40.926	+0.114	11:31:16.999
13	40.932	+0.120	11:31:57.931
14	41.696	+0.884	11:32:39.627

(82) Mateu Fernandez Valcaneras			
--	--	--	--

Vuelta	Tempo de vuelta	Dif. resp. 1º	Hora del día
1	43.909	+3.346	11:23:45.756
2	41.591	+1.028	11:24:27.347
3	41.475	+0.912	11:25:08.822
4	41.144	+0.581	11:25:49.966
5	40.908	+0.345	11:26:30.874
6	40.798	+0.235	11:27:11.672
7	41.059	+0.496	11:27:52.731
8	41.299	+0.736	11:28:34.030
9	40.563	-	11:29:14.593
10	40.910	+0.347	11:29:55.503
11	40.831	+0.268	11:30:36.334
12	40.921	+0.358	11:31:17.255
13	40.900	+0.337	11:31:58.155
14	41.629	+1.066	11:32:39.784

(123) Jose Antonio Perez Aguilo			
1	45.208	+4.279	11:23:47.259
2	42.130	+1.201	11:24:29.389
3	41.501	+0.572	11:25:10.890
4	41.253	+0.324	11:25:52.143
5	41.129	+0.200	11:26:33.272
6	41.267	+0.338	11:27:14.539
7	41.157	+0.228	11:27:55.696
8	40.929	-	11:28:36.625
9	41.430	+0.501	11:29:18.055
10	42.160	+1.231	11:30:00.215
11	41.983	+1.054	11:30:42.198
12	41.610	+0.681	11:31:23.808
13	41.499	+0.570	11:32:05.307
14	41.848	+0.919	11:32:47.155

(80) Silvio Milfredo Guerrero Perez			
1	45.303	+4.005	11:23:47.498
2	42.652	+1.354	11:24:30.150
3	41.594	+0.296	11:25:11.744
4	41.390	+0.092	11:25:53.134
5	41.375	+0.077	11:26:34.509
6	41.298	-	11:27:15.807
7	41.747	+0.449	11:27:57.554
8	41.740	+0.442	11:28:39.294
9	42.076	+0.778	11:29:21.370
10	42.012	+0.714	11:30:03.382
11	42.039	+0.741	11:30:45.421
12	42.026	+0.728	11:31:27.447
13	42.230	+0.932	11:32:09.677
14	41.777	+0.479	11:32:51.454

(87) Jesus Ivan Gomila Pons			
1	45.545	+5.026	11:23:47.688
2	43.236	+2.717	11:24:30.924
3	43.127	+2.608	11:25:14.051
4	43.097	+2.578	11:25:57.148
5	42.110	+1.591	11:26:39.258
6	41.165	+0.646	11:27:20.423
7	41.343	+0.824	11:28:01.766
8	41.382	+0.863	11:28:43.148
9	41.628	+1.109	11:29:24.776
10	41.849	+1.330	11:30:06.625
11	41.452	+0.933	11:30:48.077
12	40.519	-	11:31:28.596
13	41.840	+1.321	11:32:10.436
14	41.618	+1.099	11:32:52.054

(20) Lluís Alfons Sancho Vinent			
1	46.312	+5.116	11:23:48.133
2	42.193	+0.997	11:24:30.326

Vuelta	Tempo de vuelta	Dif. resp. 1º	Hora del día
3	41.831	+0.635	11:25:12.157
4	41.196	-	11:25:53.353
5	42.551	+1.355	11:26:35.904
6	41.592	+0.396	11:27:17.496
7	43.726	+2.530	11:28:01.222
8	41.790	+0.594	11:28:43.012
9	41.588	+0.392	11:29:24.600
10	41.905	+0.709	11:30:06.505
11	41.931	+0.735	11:30:48.436
12	41.547	+0.351	11:31:29.983
13	51.766	+10.570	11:32:21.749

(7) Juan Manuel Diaz Linafay			
1	45.459	+4.764	11:23:48.392
2	42.931	+2.236	11:24:31.323
3	42.322	+1.627	11:25:13.645
4	41.710	+1.015	11:25:55.355
5	40.695	-	11:26:36.050
6	41.699	+1.004	11:27:17.749
7	44.503	+3.808	11:28:02.252
8	41.134	+0.439	11:28:43.386
9	41.736	+1.041	11:29:25.122
10	41.741	+1.046	11:30:06.863
11	45.038	+4.343	11:30:51.901
12	45.085	+4.390	11:31:36.986
13	47.720	+7.025	11:32:24.706

(43) Jesus Mesquida Gomila			
1	44.940	+2.493	11:23:46.986
2	43.784	+1.337	11:24:30.770
3	42.710	+0.263	11:25:13.480
4	43.409	+0.962	11:25:56.889
5	43.098	+0.651	11:26:39.987
6	42.938	+0.491	11:27:22.925
7	43.401	+0.954	11:28:06.326
8	42.699	+0.252	11:28:49.025
9	42.931	+0.484	11:29:31.956
10	44.939	+2.492	11:30:16.895
11	42.447	-	11:30:59.342
12	42.564	+0.117	11:31:41.906
13	43.019	+0.572	11:32:24.925

(47) Fernando Font Martinez			
1	39.817	-	11:23:40.914

TROFEO COSTA NOVA (08/11/2015)*
Clasificado por vueltas
2-MINIMOTARD 190 y 160
Karting Menorca 0,000 km
2ª Manga
08/11/2015 22:00
Carrera

Clasificación	Nº	Nombre	Vueltas	Dif. resp. 1º	Total Tº	Mejor Tm En Vuelta	Puntos
---------------	----	--------	---------	---------------	----------	--------------------	--------

Pit Bike 160

1	11	Jose Luis Perez Gonzalez	14	-	9:21.888	39.614	25
2	12	Jose Alberto Servera Xamena	14	+10.518	9:32.406	40.241	20
3	19	Jose Antonio Tomas Sansaloni	14	+12.575	9:34.463	40.238	16
4	87	Jesus Ivan Gomila Pons	14	+19.963	9:41.851	40.748	13
5	23	Tomeu Verger Alcover	14	+20.219	9:42.107	40.771	11
6	20	Lluis Alfons Sancho Vinent	14	+37.160	9:59.048	41.387	10
7	43	Jesus Mesquida Gomila	14	+37.461	9:59.349	42.052	9
NE	2	Bernat Bergas Fiol	0	-	-:---	-:---	0

Pit Bike 190

1	47	Fernando Font Martinez	14	-	9:21.400	39.499	25
2	7	Juan Manuel Diaz Liñayo	14	+17.405	9:38.805	40.590	20
3	123	Jose Antonio Perez Aguilo	14	+21.547	9:42.947	40.873	16
4	82	Mateu Fernandez Valcaneras	14	+22.262	9:43.662	40.542	13
5	80	Silvio Milfredo Guerrero Perez	14	+37.282	9:58.682	41.387	11

Márgen de victoria	Velocidad media	Mejor tº de vuelta	Mejor Vel.	Mejor vuelta para
+0.488	-	39.499	-	[47] Fernando Font Martinez


Impresos: 08/11/2015 13:15:44
Organizado a: Federacion Balear de Motociclismo
Jefe de cronometraje
Orbits 2
Director de Carrera
www.amb-it.com
www.mylaps.com

TROFEO COSTA NOVA (08/11/2015)*

2-MINIMOTARD 190 y 160

Karting Menorca 0,000 km

Clasificación final porovisional Minimotoard 190/160



Clasificación	Nº	Nombre	Clase	R1.	R2.	Total puntos
Pit Bike 160						
1	11	Jose Luis Perez Gonzalez	Pit Bike 160	25	25	50
2	12	Jose Alberto Servera Xamena	Pit Bike 160	16	20	36
3	19	Jose Antonio Tomas Sansaloni	Pit Bike 160	20	16	36
4	87	Jesus Ivan Gomila Pons	Pit Bike 160	11	13	24
5	23	Tomeu Verger Alcover	Pit Bike 160	13	11	24
6	20	Lluis Alfons Sancho Vinent	Pit Bike 160	10	10	20
7	43	Jesus Mesquida Gomila	Pit Bike 160	9	9	18
8	2	Bernat Bergas Fiol	Pit Bike 160	0	0	0
Pit Bike 190						
1	82	Mateu Fernandez Valcaneras	Pit Bike 190	25	13	38
2	123	Jose Antonio Perez Aguilo	Pit Bike 190	20	16	36
3	7	Juan Manuel Diaz Liñayo	Pit Bike 190	13	20	33
4	80	Silvio Milfredo Guerrero Perez	Pit Bike 190	16	11	27
5	47	Fernando Font Martinez	Pit Bike 190	0	25	25

Nombre

Nombre

R1. 2-MINIMOTARD 190 y 160 - 1ª Manga

R2. 2-MINIMOTARD 190 y 160 - 2ª Manga

TROFEO COSTA NOVA (08/11/2015)*

Clasificado por mejor tiempo de vuelta

1-MINIMOTOS R15 R10

Karting Menorca 0,000 km

Entrenos Cronometrados 1

08/11/2015 17:50

Clasificación

Posición	Nº	Nombre	Clase	Mejor Tm	Dif. resp. 1º	En Vuelta	Puntos
1	44	Hugo Marin Narvaez	R15	42.394	-	10	0
2	14	Eloy Molina Gibello	R15	42.713	+0.319	7	0
3	81	Pedro Llabres Massanet	R10	45.854	+3.460	7	0
4	26	Daniel Ocete Miralles	R10	45.880	+3.486	7	0

TROFEO COSTA NOVA (08/11/2015)*

1-MINIMOTOS R15 R10

Karting Menorca 0,000 km

Entrenos Cronometrados 1

08/11/2015 17:50

Clasificación

Vuelta	Tempo de vuelta	Dif. resp. 1°	Hora del día
(44) Hugo Marin Narvaez			
1	45.057	+2.663	9:40:41.626
2	43.540	+1.146	9:41:25.166
3	42.952	+0.558	9:42:08.118
4	42.703	+0.309	9:42:50.821
5	42.577	+0.183	9:43:33.398
6	42.809	+0.415	9:44:16.207
7	42.672	+0.278	9:44:58.879
8	42.616	+0.222	9:45:41.495
9	42.412	+0.018	9:46:23.907
10	42.394	-	9:47:06.301

Vuelta	Tempo de vuelta	Dif. resp. 1°	Hora del día
(14) Eloy Molina Gibello			
1	46.108	+3.395	9:40:43.144
2	46.500	+3.787	9:41:29.644
3	44.726	+2.013	9:42:14.370
4	45.709	+2.996	9:43:00.079
5	50.037	+7.324	9:43:50.116
6	56.556	+13.843	9:44:46.673
7	42.713	-	9:45:29.386
8	43.399	+0.686	9:46:12.785
9	1:52.690	+1:09.977	9:48:05.475

Vuelta	Tempo de vuelta	Dif. resp. 1°	Hora del día
(81) Pedro Llabres Massanet			
1	47.971	+2.117	9:40:42.292
2	47.651	+1.797	9:41:29.943
3	46.410	+0.556	9:42:16.353
4	46.417	+0.563	9:43:02.770
5	46.204	+0.350	9:43:48.974
6	45.923	+0.069	9:44:34.897
7	45.854	-	9:45:20.751
8	45.889	+0.035	9:46:06.640
9	46.531	+0.677	9:46:53.171
10	46.077	+0.223	9:47:39.248

Vuelta	Tempo de vuelta	Dif. resp. 1°	Hora del día
(26) Daniel Ocete Miralles			
1	46.725	+0.845	9:40:40.546
2	46.870	+0.990	9:41:27.416
3	46.434	+0.554	9:42:13.850
4	46.435	+0.555	9:43:00.285
5	46.257	+0.377	9:43:46.542
6	46.167	+0.287	9:44:32.709
7	45.880	-	9:45:18.589
8	46.229	+0.349	9:46:04.818
9	46.213	+0.333	9:46:51.031
10	46.079	+0.199	9:47:37.110

Vuelta :mpo de vuelta Dif. resp. 1° Hora del día

Vuelta :mpo de vuelta Dif. resp. 1° Hora del día

TROFEO COSTA NOVA (08/11/2015)*

Clasificado por mejor tiempo de vuelta

1-MINIMOTOS R15 R10

Karting Menorca 0,000 km

Entrenos Cronometrados 2

08/11/2015 19:10

Clasificación

Posición	Nº	Nombre	Clase	Mejor Tm	Dif. resp. 1º	En Vuelta	Puntos
1	44	Hugo Marin Narvaez	R15	41.886	-	10	0
2	14	Eloy Molina Gibello	R15	41.936	+0.050	4	0
3	81	Pedro Llabres Massanet	R10	46.378	+4.492	7	0
4	26	Daniel Ocete Miralles	R10	46.640	+4.754	7	0

TROFEO COSTA NOVA (08/11/2015)*

1-MINIMOTOS R15 R10

Karting Menorca 0,000 km

Entrenos Cronometrados 2

08/11/2015 19:10

Clasificación

Vuelta	Tempo de vuelta	Dif. resp. 1°	Hora del día
(44) Hugo Marin Narvaez			
1	1:32.334	+50.448	10:16:16.071
2	43.368	+1.482	10:16:59.439
3	42.493	+0.607	10:17:41.932
4	43.023	+1.137	10:18:24.955
5	42.076	+0.190	10:19:07.031
6	42.152	+0.266	10:19:49.183
7	42.043	+0.157	10:20:31.226
8	41.905	+0.019	10:21:13.131
9	41.988	+0.102	10:21:55.119
10	41.886	-	10:22:37.005

(14) Eloy Molina Gibello			
1	42.384	+0.448	10:16:54.155
2	42.944	+1.008	10:17:37.099
3	42.067	+0.131	10:18:19.166
4	41.936	-	10:19:01.102
5	42.161	+0.225	10:19:43.263
6	42.149	+0.213	10:20:25.412
7	42.371	+0.435	10:21:07.783
8	41.936	-	10:21:49.719
9	42.137	+0.201	10:22:31.856
10	42.150	+0.214	10:23:14.006

(81) Pedro Llabres Massanet			
1	53.440	+7.062	10:16:15.824
2	47.751	+1.373	10:17:03.575
3	1:04.764	+18.386	10:18:08.339
4	53.382	+7.004	10:19:01.721
5	47.277	+0.899	10:19:48.998
6	46.435	+0.057	10:20:35.433
7	46.378	-	10:21:21.811

(26) Daniel Ocete Miralles			
1	1:23.342	+36.702	10:16:05.775
2	48.057	+1.417	10:16:53.832
3	47.060	+0.420	10:17:40.892
4	47.507	+0.867	10:18:28.399
5	47.015	+0.375	10:19:15.414
6	46.943	+0.303	10:20:02.357
7	46.640	-	10:20:48.997
8	47.273	+0.633	10:21:36.270
9	47.303	+0.663	10:22:23.573
10	46.779	+0.139	10:23:10.352

Vuelta :mpo de vuelta Dif. resp. 1° Hora del día

Vuelta :mpo de vuelta Dif. resp. 1° Hora del día

TROFEO COSTA NOVA (08/11/2015)*

Clasificado por vueltas

1-MINIMOTOS R15 R10 **Karting Menorca 0,000 km**
1ª Manga **08/11/2015 20:40**
Carrera

Clasificación	Nº	Nombre	Vueltas	Dif. resp. 1º	Total Tº	Mejor Tm En Vuelta	Puntos
R10							
1	26	Daniel Ocete Miralles	13	-	10:05.065	45.946	10
NT	81	Pedro Llabres Massanet	0	-	2.136	-	0
R15							
1	14	Eloy Molina Gibello	14	-	9:44.962	41.053	12
2	44	Hugo Marin Narvaez	14	+3.295	9:48.257	41.349	5

Márgen de victoria	Velocidad media	Mejor tº de vuelta	Mejor Vel.	Mejor vuelta para
+3.295	-	41.053	-	[14] Eloy Molina Gibello

Impresos: 08/11/2015 12:50:28 **Impreso a: Federacion Balear de Motociclismo**

Jefe de cronometraje
Director de Carrera

Orbits 2
www.amb-it.com
www.mylaps.com

TROFEO COSTA NOVA (08/11/2015)*

1-MINIMOTOS R15 R10

Karting Menorca 0,000 km

1ª Manga

08/11/2015 20:40

Carrera

	Vuelta	mpo de vuelta	Dif. resp. 1º	Hora del día
(14) Eloy Molina Gibello				
1	42.293		+1.240	11:05:41.945
2	41.878		+0.825	11:06:23.823
3	41.850		+0.797	11:07:05.673
4	41.731		+0.678	11:07:47.404
5	41.512		+0.459	11:08:28.916
6	41.746		+0.693	11:09:10.662
7	41.731		+0.678	11:09:52.393
8	41.732		+0.679	11:10:34.125
9	41.600		+0.547	11:11:15.725
10	41.716		+0.663	11:11:57.441
11	41.296		+0.243	11:12:38.737
12	41.053		-	11:13:19.790
13	41.613		+0.560	11:14:01.403
14	41.733		+0.680	11:14:43.136

	Vuelta	mpo de vuelta	Dif. resp. 1º	Hora del día
(44) Hugo Marin Narvaez				
1	42.853		+1.504	11:05:43.008
2	41.959		+0.610	11:06:24.967
3	41.857		+0.508	11:07:06.824
4	41.529		+0.180	11:07:48.353
5	41.349		-	11:08:29.702
6	41.579		+0.230	11:09:11.281
7	41.520		+0.171	11:09:52.801
8	41.661		+0.312	11:10:34.462
9	41.616		+0.267	11:11:16.078
10	41.819		+0.470	11:11:57.897
11	41.766		+0.417	11:12:39.663
12	41.958		+0.609	11:13:21.621
13	41.984		+0.635	11:14:03.605
14	42.826		+1.477	11:14:46.431

	Vuelta	mpo de vuelta	Dif. resp. 1º	Hora del día
(26) Daniel Ocete Miralles				
1	47.128		+1.182	11:05:48.205
2	46.739		+0.793	11:06:34.944
3	46.165		+0.219	11:07:21.109
4	46.398		+0.452	11:08:07.507
5	46.121		+0.175	11:08:53.628
6	46.074		+0.128	11:09:39.702
7	46.386		+0.440	11:10:26.088
8	46.279		+0.333	11:11:12.367
9	46.237		+0.291	11:11:58.604
10	45.946		-	11:12:44.550
11	45.994		+0.048	11:13:30.544
12	46.322		+0.376	11:14:16.866
13	46.373		+0.427	11:15:03.239

TROFEO COSTA NOVA (08/11/2015)*

Clasificado por vueltas

1-MINIMOTOS R15 R10	Karting Menorca 0,000 km
2ª Manga	08/11/2015 22:20
Carrera	

Clasificación	Nº	Nombre	Vueltas	Dif. resp. 1º	Total Tº	Mejor Tm En Vuelta	Puntos
R10							
1	81	Pedro Llabres Massanet	14	-	10:23.468	44.249	9
2	26	Daniel Ocete Miralles	13	1 Vuelta	9:55.971	45.297	11
R15							
1	14	Eloy Molina Gibello	14	-	9:47.823	41.442	5
2	44	Hugo Marin Narvaez	14	+5.130	9:52.953	41.815	2

Márgen de victoria	Velocidad media	Mejor tº de vuelta	Mejor Vel.	Mejor vuelta para
+5.130	-	41.442	-	[14] Eloy Molina Gibello

Impresos: 08/11/2015 12:51:33 **Impresos: 08/11/2015 12:51:33**

Jefe de cronometraje
Director de Carrera

Orbits 2
www.amb-it.com
www.mylaps.com

TROFEO COSTA NOVA (08/11/2015)*
1-MINIMOTOS R15 R10
Karting Menorca 0,000 km
2ª Manga
08/11/2015 22:20
Carrera

	Vuelta	mpo de vuelta	Dif. resp. 1°	Hora del día
(14) Eloy Molina Gibello				
1	41.996		+0.554	12:01:10.317
2	41.463		+0.021	12:01:51.780
3	41.512		+0.070	12:02:33.292
4	41.717		+0.275	12:03:15.009
5	41.442		-	12:03:56.451
6	41.609		+0.167	12:04:38.060
7	42.002		+0.560	12:05:20.062
8	41.906		+0.464	12:06:01.968
9	41.723		+0.281	12:06:43.691
10	42.251		+0.809	12:07:25.942
11	41.840		+0.398	12:08:07.782
12	42.236		+0.794	12:08:50.018
13	42.463		+1.021	12:09:32.481
14	43.662		+2.220	12:10:16.143

(44) Hugo Marin Narvaez				
1	42.790		+0.975	12:01:11.169
2	41.815		-	12:01:52.984
3	41.873		+0.058	12:02:34.857
4	42.000		+0.185	12:03:16.857
5	41.929		+0.114	12:03:58.786
6	41.992		+0.177	12:04:40.778
7	42.279		+0.464	12:05:23.057
8	42.551		+0.736	12:06:05.608
9	43.021		+1.206	12:06:48.629
10	42.697		+0.882	12:07:31.326
11	42.355		+0.540	12:08:13.681
12	42.340		+0.525	12:08:56.021
13	42.382		+0.567	12:09:38.403
14	42.870		+1.055	12:10:21.273

(81) Pedro Llabres Massanet				
1	45.150		+0.901	12:01:13.902
2	44.436		+0.187	12:01:58.338
3	44.473		+0.224	12:02:42.811
4	44.359		+0.110	12:03:27.170
5	44.598		+0.349	12:04:11.768
6	44.681		+0.432	12:04:56.449
7	44.345		+0.096	12:05:40.794
8	44.274		+0.025	12:06:25.068
9	44.249		-	12:07:09.317
10	44.427		+0.178	12:07:53.744
11	44.418		+0.169	12:08:38.162
12	44.593		+0.344	12:09:22.755
13	44.379		+0.130	12:10:07.134
14	44.654		+0.405	12:10:51.788


(26) Daniel Ocete Miralles				
1	46.212		+0.915	12:01:15.189
2	45.573		+0.276	12:02:00.762
3	45.698		+0.401	12:02:46.460
4	45.739		+0.442	12:03:32.199
5	45.919		+0.622	12:04:18.118
6	45.650		+0.353	12:05:03.768
7	45.907		+0.610	12:05:49.675
8	46.093		+0.796	12:06:35.768
9	45.878		+0.581	12:07:21.646
10	45.654		+0.357	12:08:07.300
11	45.297		-	12:08:52.597
12	45.786		+0.489	12:09:38.383
13	45.908		+0.611	12:10:24.291

TROFEO COSTA NOVA (08/11/2015)*

1-MINIMOTOS R15 R10

Karting Menorca 0,000 km

Clasificación final provisional Minimotos R10/R15



Clasificación	Nº	Nombre	Clase	R1.	R2.	Total puntos
R10						
1	26	Daniel Ocete Miralles	R10	25	20	45
2	81	Pedro Llabres Massanet	R10	0	25	25
R15						
1	14	Eloy Molina Gibello	R15	25	25	50
2	44	Hugo Marin Narvaez	R15	20	20	40

Nombre

Nombre

R1. 1-MINIMOTOS R15 R10 - 1ª Manga
 R2. 1-MINIMOTOS R15 R10 - 2ª Manga

TROFEO COSTA NOVA (08/11/2015)*

Clasificado por mejor tiempo de vuelta

SUPERMOTO

Karting Menorca 0,000 km

Entrenos cronometrados 1

08/11/2015 09:01

Práctica

Posición	Nº	Nombre	Clase	Mejor Tm	Dif. resp. 1º	En Vuelta	Puntos
1	6	Bruno Fernández Febrer	Supermoto	38.460	-	12	0
2	13	Juan Antonio Torrent Orfila	Supermoto	40.294	+1.834	7	0
3	72	Santiago Petrus Tuduri	Supermoto	41.631	+3.171	6	0
4	4	Edgar Pons Fortuny	Supermoto	41.762	+3.302	8	0

TROFEO COSTA NOVA (08/11/2015)*

SUPERMOTO

Karting Menorca 0,000 km

1ª Manga

08/11/2015 09:12

Carrera

	Vuelta	mpo de vuelta	Dif. resp. 1°	Hora del día
(6) Bruno Fernández Febrer				
1	39.539		+1.112	11:41:33.939
2	39.193		+0.766	11:42:13.132
3	38.784		+0.357	11:42:51.916
4	39.193		+0.766	11:43:31.109
5	38.961		+0.534	11:44:10.070
6	38.645		+0.218	11:44:48.715
7	38.924		+0.497	11:45:27.639
8	38.841		+0.414	11:46:06.480
9	38.583		+0.156	11:46:45.063
10	38.734		+0.307	11:47:23.797
11	38.560		+0.133	11:48:02.357
12	38.647		+0.220	11:48:41.004
13	39.034		+0.607	11:49:20.038
14	38.427		-	11:49:58.465
15	39.022		+0.595	11:50:37.487
16	39.902		+1.475	11:51:17.389
17	39.464		+1.037	11:51:56.853
18	40.829		+2.402	11:52:37.682

	Vuelta	mpo de vuelta	Dif. resp. 1°	Hora del día
(13) Juan Antonio Torrent Orfila				
1	41.739		+1.577	11:41:36.247
2	40.443		+0.281	11:42:16.690
3	40.162		-	11:42:56.852
4	40.424		+0.262	11:43:37.276
5	40.644		+0.482	11:44:17.920
6	40.762		+0.600	11:44:58.682
7	40.553		+0.391	11:45:39.235
8	40.367		+0.205	11:46:19.602
9	40.887		+0.725	11:47:00.489
10	40.798		+0.636	11:47:41.287
11	40.801		+0.639	11:48:22.088
12	41.145		+0.983	11:49:03.233
13	40.692		+0.530	11:49:43.925
14	41.206		+1.044	11:50:25.131
15	41.002		+0.840	11:51:06.133
16	41.623		+1.461	11:51:47.756
17	41.246		+1.084	11:52:29.002
18	43.638		+3.476	11:53:12.640

	Vuelta	mpo de vuelta	Dif. resp. 1°	Hora del día
(4) Edgar Pons Fortuny				
1	42.343		+1.960	11:41:36.832
2	40.383		-	11:42:17.215
3	40.697		+0.314	11:42:57.912
4	40.697		+0.314	11:43:38.609
5	40.854		+0.471	11:44:19.463
6	40.848		+0.465	11:45:00.311
7	40.413		+0.030	11:45:40.724
8	41.150		+0.767	11:46:21.874
9	41.170		+0.787	11:47:03.044
10	40.948		+0.565	11:47:43.992
11	41.064		+0.681	11:48:25.056
12	41.288		+0.905	11:49:06.344
13	41.420		+1.037	11:49:47.764
14	41.906		+1.523	11:50:29.670
15	42.039		+1.656	11:51:11.709
16	41.290		+0.907	11:51:52.999
17	41.147		+0.764	11:52:34.146
18	41.496		+1.113	11:53:15.642

	Vuelta	mpo de vuelta	Dif. resp. 1°	Hora del día
(72) Santiago Petrus Tuduri				
1	43.145		+2.183	11:41:37.901
2	41.540		+0.578	11:42:19.441
3	40.983		+0.021	11:43:00.424
4	41.723		+0.761	11:43:42.147

	Vuelta	mpo de vuelta	Dif. resp. 1°	Hora del día
5	41.522		+0.560	11:44:23.669
6	40.962		-	11:45:04.631
7	41.423		+0.461	11:45:46.054
8	41.251		+0.289	11:46:27.305
9	41.788		+0.826	11:47:09.093
10	41.644		+0.682	11:47:50.737
11	41.595		+0.633	11:48:32.332
12	41.288		+0.326	11:49:13.620
13	41.712		+0.750	11:49:55.332
14	41.958		+0.996	11:50:37.290
15	42.207		+1.245	11:51:19.497
16	42.485		+1.523	11:52:01.982
17	41.648		+0.686	11:52:43.630

	Vuelta	mpo de vuelta	Dif. resp. 1°	Hora del día
--	--------	---------------	---------------	--------------

TROFEO COSTA NOVA (08/11/2015)*

Clasificado por mejor tiempo de vuelta

SUPERMOTO

Karting Menorca 0,000 km

Entrenos cronometrados 2

08/11/2015 09:11

Clasificación

Posición	Nº	Nombre	Clase	Mejor Tm	Dif. resp. 1º	En Vuelta	Puntos
1	6	Bruno Fernández Febrer	Supermoto	38.429	-	10	0
2	13	Juan Antonio Torrent Orfila	Supermoto	40.516	+2.087	6	0
3	4	Edgar Pons Fortuny	Supermoto	41.059	+2.630	9	0
4	72	Santiago Petrus Tuduri	Supermoto	41.342	+2.913	10	0

TROFEO COSTA NOVA (08/11/2015)*

SUPERMOTO

Karting Menorca 0,000 km

2ª Manga

08/11/2015 09:14

Carrera

	Vuelta	Tempo de vuelta	Dif. resp. 1°	Hora del día
(6) Bruno Fernández Febrer				
1	39.244		+0.830	12:35:49.275
2	39.162		+0.748	12:36:28.437
3	38.414		-	12:37:06.851
4	39.091		+0.677	12:37:45.942
5	38.502		+0.088	12:38:24.444
6	38.830		+0.416	12:39:03.274
7	38.540		+0.126	12:39:41.814
8	38.668		+0.254	12:40:20.482
9	38.575		+0.161	12:40:59.057
10	39.061		+0.647	12:41:38.118
11	39.026		+0.612	12:42:17.144
12	39.242		+0.828	12:42:56.386
13	38.723		+0.309	12:43:35.109
14	39.438		+1.024	12:44:14.547

	Vuelta	Tempo de vuelta	Dif. resp. 1°	Hora del día
(13) Juan Antonio Torrent Orfila				
1	41.895		+1.467	12:35:51.964
2	40.732		+0.304	12:36:32.696
3	41.448		+1.020	12:37:14.144
4	40.428		-	12:37:54.572
5	40.443		+0.015	12:38:35.015
6	40.907		+0.479	12:39:15.922
7	40.653		+0.225	12:39:56.575
8	40.654		+0.226	12:40:37.229
9	40.562		+0.134	12:41:17.791
10	40.558		+0.130	12:41:58.349
11	40.618		+0.190	12:42:38.967
12	40.782		+0.354	12:43:19.749
13	40.724		+0.296	12:44:00.473
14	41.088		+0.660	12:44:41.561

	Vuelta	Tempo de vuelta	Dif. resp. 1°	Hora del día
(4) Edgar Pons Fortuny				
1	42.503		+2.335	12:35:52.767
2	41.247		+1.079	12:36:34.014
3	40.446		+0.278	12:37:14.460
4	40.404		+0.236	12:37:54.864
5	40.777		+0.609	12:38:35.641
6	40.627		+0.459	12:39:16.268
7	40.643		+0.475	12:39:56.911
8	40.660		+0.492	12:40:37.571
9	41.240		+1.072	12:41:18.811
10	40.168		-	12:41:58.979
11	40.729		+0.561	12:42:39.708
12	40.602		+0.434	12:43:20.310
13	40.695		+0.527	12:44:01.005
14	40.834		+0.666	12:44:41.839

	Vuelta	Tempo de vuelta	Dif. resp. 1°	Hora del día
(72) Santiago Petrus Tuduri				
1	42.207		+1.307	12:35:52.516
2	41.838		+0.938	12:36:34.354
3	42.338		+1.438	12:37:16.692
4	41.713		+0.813	12:37:58.405
5	41.351		+0.451	12:38:39.756
6	41.412		+0.512	12:39:21.168
7	41.757		+0.857	12:40:02.925
8	41.596		+0.696	12:40:44.521
9	41.722		+0.822	12:41:26.243
10	41.432		+0.532	12:42:07.675
11	41.110		+0.210	12:42:48.785
12	40.900		-	12:43:29.685
13	41.771		+0.871	12:44:11.456
14	42.221		+1.321	12:44:53.677

TROFEO COSTA NOVA (08/11/2015)*

Clasificado por vueltas

SUPERMOTO

Karting Menorca 0,000 km

1ª Manga

08/11/2015 09:12

Carrera

Posición	Nº	Nombre	Vueltas	Dif. resp. 1º	Total Tº	Mejor Tm En Vuelta	Puntos	
1	6	Bruno Fernández Febrer	18	-	11:44.994	38.427	14	25
2	13	Juan Antonio Torrent Orfila	18	+34.958	12:19.952	40.162	3	20
3	4	Edgar Pons Fortuny	18	+37.960	12:22.954	40.383	2	16
4	72	Santiago Petrus Tuduri	17	1 Vuelta	11:50.942	40.962	6	13

Márgen de victoria	Velocidad media	Mejor tº de vuelta	Mejor Vel.	Mejor vuelta para
+34.958	-	38.427	-	[6] Bruno Fernández Febrer

Impresos: 08/11/2015 14:01:03

Impresos a: Federacion Balear de Motociclismo

Jefe de cronometraje

Orbits 2

Director de Carrera

www.amb-it.com

www.mylaps.com

TROFEO COSTA NOVA (08/11/2015)*

SUPERMOTO

Karting Menorca 0,000 km

Entrenos cronometrados 1

08/11/2015 09:01

Práctica

Vuelta	Tempo de vuelta	Dif. resp. 1°	Hora del día
(6) Bruno Fernández Febrer			
1	1:02.373	+23.913	10:04:24.769
2	39.739	+1.279	10:05:04.508
3	39.182	+0.722	10:05:43.690
4	39.035	+0.575	10:06:22.725
5	39.020	+0.560	10:07:01.745
6	38.922	+0.462	10:07:40.667
7	38.464	+0.004	10:08:19.131
8	38.976	+0.516	10:08:58.107
9	38.873	+0.413	10:09:36.980
10	38.690	+0.230	10:10:15.670
11	38.703	+0.243	10:10:54.373
12	38.460	-	10:11:32.833
13	39.600	+1.140	10:12:12.433

Vuelta	Tempo de vuelta	Dif. resp. 1°	Hora del día
(13) Juan Antonio Torrent Orfila			
1	53.454	+13.160	10:03:27.340
2	52.082	+11.788	10:04:19.422
3	41.800	+1.506	10:05:01.222
4	43.078	+2.784	10:05:44.300
5	40.980	+0.686	10:06:25.280
6	40.487	+0.193	10:07:05.767
7	40.294	-	10:07:46.061
8	40.550	+0.256	10:08:26.611
9	40.477	+0.183	10:09:07.088
10	40.604	+0.310	10:09:47.692
11	47.763	+7.469	10:10:35.455
12	41.405	+1.111	10:11:16.860

Vuelta	Tempo de vuelta	Dif. resp. 1°	Hora del día
(72) Santiago Petrus Tuduri			
1	52.513	+10.882	10:04:01.046
2	43.818	+2.187	10:04:44.864
3	43.168	+1.537	10:05:28.032
4	43.068	+1.437	10:06:11.100
5	42.079	+0.448	10:06:53.179
6	41.631	-	10:07:34.810
7	42.207	+0.576	10:08:17.017
8	41.844	+0.213	10:08:58.861
9	41.727	+0.096	10:09:40.588

Vuelta	Tempo de vuelta	Dif. resp. 1°	Hora del día
(4) Edgar Pons Fortuny			
1	51.707	+9.945	10:03:15.401
2	43.005	+1.243	10:03:58.406
3	42.722	+0.960	10:04:41.128
4	42.102	+0.340	10:05:23.230
5	42.089	+0.327	10:06:05.319
6	41.816	+0.054	10:06:47.135
7	42.526	+0.764	10:07:29.661
8	41.762	-	10:08:11.423

TROFEO COSTA NOVA (08/11/2015)*

Clasificado por vueltas

SUPERMOTO

Karting Menorca 0,000 km

2ª Manga

08/11/2015 09:14

Carrera

Posición	Nº	Nombre	Vueltas	Dif. resp. 1º	Total Tº	Mejor Tm En Vuelta	Puntos	
1	6	Bruno Fernández Febrer	14	-	9:05.943	38.414	3	25
2	13	Juan Antonio Torrent Orfila	14	+27.014	9:32.957	40.428	4	20
3	4	Edgar Pons Fortuny	14	+27.292	9:33.235	40.168	10	16
4	72	Santiago Petrus Tuduri	14	+39.130	9:45.073	40.900	12	13

Márgen de victoria	Velocidad media	Mejor tº de vuelta	Mejor Vel.	Mejor vuelta para
+27.014	-	38.414	-	[6] Bruno Fernández Febrer

Impresos: 08/11/2015 14:01:42

Impresos a: Federacion Balear de Motociclismo

Jefe de cronometraje

Orbits 2

Director de Carrera

www.amb-it.com

www.mylaps.com

TROFEO COSTA NOVA (08/11/2015)*

SUPERMOTO

Karting Menorca 0,000 km

Entrenos cronometrados 2

08/11/2015 09:11

Clasificación

Vuelta	Tempo de vuelta	Dif. resp. 1°	Hora del día
(6) Bruno Fernández Febrer			
1	41.900	+3.471	10:39:09.249
2	39.985	+1.556	10:39:49.234
3	38.437	+0.008	10:40:27.671
4	38.580	+0.151	10:41:06.251
5	38.973	+0.544	10:41:45.224
6	39.162	+0.733	10:42:24.386
7	38.657	+0.228	10:43:03.043
8	38.762	+0.333	10:43:41.805
9	38.723	+0.294	10:44:20.528
10	38.429	-	10:44:58.957
11	38.790	+0.361	10:45:37.747
12	39.183	+0.754	10:46:16.930

Vuelta	Tempo de vuelta	Dif. resp. 1°	Hora del día
(13) Juan Antonio Torrent Orfila			
1	55.049	+14.533	10:38:12.340
2	48.790	+8.274	10:39:01.130
3	41.319	+0.803	10:39:42.449
4	41.470	+0.954	10:40:23.919
5	44.135	+3.619	10:41:08.054
6	40.516	-	10:41:48.570
7	40.945	+0.429	10:42:29.515
8	40.724	+0.208	10:43:10.239
9	47.886	+7.370	10:43:58.125
10	52.063	+11.547	10:44:50.188

Vuelta	Tempo de vuelta	Dif. resp. 1°	Hora del día
(4) Edgar Pons Fortuny			
1	50.822	+9.763	10:37:35.420
2	42.225	+1.166	10:38:17.645
3	41.659	+0.600	10:38:59.304
4	41.084	+0.025	10:39:40.388
5	41.195	+0.136	10:40:21.583
6	41.206	+0.147	10:41:02.789
7	41.740	+0.681	10:41:44.529
8	41.138	+0.079	10:42:25.667
9	41.059	-	10:43:06.726
10	41.233	+0.174	10:43:47.959
11	41.558	+0.499	10:44:29.517


Vuelta	Tempo de vuelta	Dif. resp. 1°	Hora del día
(72) Santiago Petrus Tuduri			
1	48.242	+6.900	10:38:24.874
2	43.248	+1.906	10:39:08.122
3	43.022	+1.680	10:39:51.144
4	42.328	+0.986	10:40:33.472
5	42.521	+1.179	10:41:15.993
6	41.674	+0.332	10:41:57.667
7	41.903	+0.561	10:42:39.570
8	41.732	+0.390	10:43:21.302
9	42.143	+0.801	10:44:03.445
10	41.342	-	10:44:44.787
11	42.735	+1.393	10:45:27.522
12	41.906	+0.564	10:46:09.428

TROFEO COSTA NOVA (08/11/2015)*

SUPERMOTO

Karting Menorca 0.000 km

Clasificación final provisional Supermoto



Posición	Nº	Nombre	Clase	R1.	R2.	Total puntos
1	6	Bruno Fernández Febrer	Supermoto	25	25	50
2	13	Juan Antonio Torrent Orfila	Supermoto	20	20	40
3	4	Edgar Pons Fortuny	Supermoto	16	16	32
4	72	Santiago Petrus Tuduri	Supermoto	13	13	26

Nombre

Nombre

R1. SUPERMOTO - 1ª Manga

R2. SUPERMOTO - 2ª Manga