

MOTOCROSS A MENORCA *

Clasificado por mejor tiempo de vuelta

4-MX1 OPEN y MX2 Sub 18

Mahon Poima 0,000 km

Entrenos cronometrados

25/10/2015 20:43

Clasificación

Posición	Nº	Nombre	Clase	Mejor Tm	Dif. resp. 1º	En Vuelta	Puntos
1	78	Antoni Torres Gornes	MX1	1:04.057	-	4	0
2	100	Joan Miquel MunarTorrens	MX1	1:04.523	+0.466	5	0
3	60	Llorenç Bestard Delicado	MX1	1:06.141	+2.084	4	0
4	97	Francisco Ferra Navarro	MX2 SUB 18	1:06.880	+2.823	6	0
5	43	Jordan Riera Enseñat	MX1	1:09.462	+5.405	4	0
6	92	Julian Irigoyen Arozamena	MX2 SUB 18	1:16.585	+12.528	1	0
7	24	Asier Serra Brasero	MX2 SUB 18	1:19.169	+15.112	4	0

	Vuelta	mpo de vuelta	Dif. resp. 1°	Hora del día
(78) Antoni Torres Gornes				
1	1:07.103		+3.046	10:36:52.066
2	1:06.045		+1.988	10:37:58.111
3	1:09.631		+5.574	10:39:07.742
4	1:04.057		-	10:40:11.799
5	1:10.296		+6.239	10:41:22.095
6	1:13.089		+9.032	10:42:35.184
7	1:17.558		+13.501	10:43:52.742
8	1:43.494		+39.437	10:45:36.236
9	1:04.769		+0.712	10:46:41.005
10	1:14.077		+10.020	10:47:55.082
11	1:04.270		+0.213	10:48:59.352

(100) Joan Miquel MunarTorrens				
1	1:07.717		+3.194	10:37:46.922
2	1:09.109		+4.586	10:38:56.031
3	1:08.033		+3.510	10:40:04.064
4	3:40.577		+2:36.054	10:43:44.641
5	1:04.523		-	10:44:49.164
6	1:05.365		+0.842	10:45:54.529
7	1:15.067		+10.544	10:47:09.596
8	1:14.184		+9.661	10:48:23.780
9	1:07.764		+3.241	10:49:31.544
10	1:06.216		+1.693	10:50:37.760

(60) Llorenç Bestard Delicado				
1	1:09.455		+3.314	10:37:47.233
2	1:09.393		+3.252	10:38:56.626
3	2:26.832		+1:20.691	10:41:23.458
4	1:06.141		-	10:42:29.599
5	1:08.369		+2.228	10:43:37.968
6	1:07.569		+1.428	10:44:45.537
7	3:41.252		+2:35.111	10:48:26.789
8	1:07.287		+1.146	10:49:34.076
9	1:08.276		+2.135	10:50:42.352

(97) Francisco Ferrer Navarro				
1	1:10.787		+3.907	10:37:08.795
2	1:16.223		+9.343	10:38:25.018
3	2:11.469		+1:04.589	10:40:36.487
4	1:08.007		+1.127	10:41:44.494
5	1:26.734		+19.854	10:43:11.228
6	1:06.880		-	10:44:18.108
7	3:00.715		+1:53.835	10:47:18.823
8	1:13.163		+6.283	10:48:31.986
9	1:07.388		+0.508	10:49:39.374

(43) Jordan Riera Enseñat				
1	1:17.334		+7.872	10:37:05.403
2	1:18.429		+8.967	10:38:23.832
3	1:55.774		+46.312	10:40:19.606
4	1:09.462		-	10:41:29.068
5	7:54.984		+6:45.522	10:49:24.052
6	1:13.310		+3.848	10:50:37.362

(92) Julian Irigoyen Arozamena				
1	1:16.585		-	10:37:30.478
2	1:17.792		+1.207	10:38:48.270
3	2:49.079		+1:32.494	10:41:37.349
4	1:21.011		+4.426	10:42:58.360
5	5:51.277		+4:34.692	10:48:49.637

(24) Asier Serra Brasero				
1	1:22.394		+3.225	10:39:35.231
2	1:31.363		+12.194	10:41:06.594

	Vuelta	mpo de vuelta	Dif. resp. 1°	Hora del día
3	5:31.570		+4:12.401	10:46:38.164
4	1:19.169		-	10:47:57.333

	Vuelta	mpo de vuelta	Dif. resp. 1°	Hora del día
--	--------	---------------	---------------	--------------

MOTOCROSS A MENORCA *

Clasificado por vueltas

4-MX1 OPEN y MX2 Sub 18

Mahon Poima 0,000 km

1º Manga

25/10/2015 20:43

Carrera

Clasificación	Nº	Nombre	Vueltas	Dif. resp. 1º	Total Tº	Mejor Tm En Vuelta	Puntos
MX1							
1	100	Joan Miquel MunarTorrens	20	-	22:29.159	1:03.106	25
2	78	Antoni Torres Gornes	19	1 Vuelta	22:32.609	1:03.115	22
3	60	Llorenç Bestard Delicado	19	+19.326	22:51.935	1:05.785	20
4	43	Jordan Riera Enseñat	18	2 Vueltas	22:50.115	1:08.511	18
MX2 SUB 18							
1	97	Francisco Ferra Navarro	19	-	23:13.388	1:07.739	25
2	92	Julian Irigoyen Arozamena	17	2 Vueltas	23:23.200	1:14.679	22
3	24	Asier Serra Brasero	15	4 Vueltas	23:08.510	1:17.989	20

Márgen de victoria	Velocidad media	Mejor tº de vuelta	Mejor Vel.	Mejor vuelta para
1 Vuelta	-	1:03.106	-	[100] Joan Miquel MunarTorrens

Impresos: 25/10/2015 12:52:17

Organizado a: Federacion Balear de Motociclismo

Jefe de cronometraje

Orbits 2

Director de Carrera

www.amb-it.com

www.mylaps.com

MOTOCROSS A MENORCA *

4-MX1 OPEN y MX2 Sub 18

Mahon Poima 0,000 km

1º Manga

25/10/2015 20:43

Carrera

	Vuelta	mpo de vuelta	Dif. resp. 1º	Hora del día
(100) Joan Miquel MunarTorrens				
1	1:03.969		+0.863	12:15:41.907
2	1:04.387		+1.281	12:16:46.294
3	1:03.762		+0.656	12:17:50.056
4	1:03.962		+0.856	12:18:54.018
5	1:03.984		+0.878	12:19:58.002
6	1:04.178		+1.072	12:21:02.180
7	1:03.106		-	12:22:05.286
8	1:03.524		+0.418	12:23:08.810
9	1:03.882		+0.776	12:24:12.692
10	1:03.540		+0.434	12:25:16.232
11	1:05.726		+2.620	12:26:21.958
12	1:05.003		+1.897	12:27:26.961
13	1:06.048		+2.942	12:28:33.009
14	1:05.856		+2.750	12:29:38.865
15	1:06.072		+2.966	12:30:44.937
16	1:06.604		+3.498	12:31:51.541
17	1:05.945		+2.839	12:32:57.486
18	1:05.039		+1.933	12:34:02.525
19	1:08.262		+5.156	12:35:10.787
20	1:06.584		+3.478	12:36:17.371

	Vuelta	mpo de vuelta	Dif. resp. 1º	Hora del día
(78) Antoni Torres Gornes				
1	1:04.496		+1.381	12:15:43.935
2	1:03.770		+0.655	12:16:47.705
3	1:04.013		+0.898	12:17:51.718
4	1:04.161		+1.046	12:18:55.879
5	1:03.115		-	12:19:58.994
6	1:04.562		+1.447	12:21:03.556
7	1:03.755		+0.640	12:22:07.311
8	1:03.477		+0.362	12:23:10.788
9	1:03.587		+0.472	12:24:14.375
10	1:50.806		+47.691	12:26:05.181
11	1:07.273		+4.158	12:27:12.454
12	1:07.827		+4.712	12:28:20.281
13	1:05.366		+2.251	12:29:25.647
14	1:06.836		+3.721	12:30:32.483
15	1:07.257		+4.142	12:31:39.740
16	1:07.239		+4.124	12:32:46.979
17	1:07.407		+4.292	12:33:54.386
18	1:09.142		+6.027	12:35:03.528
19	1:17.293		+14.178	12:36:20.821

	Vuelta	mpo de vuelta	Dif. resp. 1º	Hora del día
(60) Llorenç Bestard Delicado				
1	1:08.078		+2.293	12:15:50.759
2	1:05.785		-	12:16:56.544
3	1:07.393		+1.608	12:18:03.937
4	1:08.887		+3.102	12:19:12.824
5	1:07.507		+1.722	12:20:20.331
6	1:07.533		+1.748	12:21:27.864
7	1:07.397		+1.612	12:22:35.261
8	1:08.614		+2.829	12:23:43.875
9	1:08.663		+2.878	12:24:52.538
10	1:08.430		+2.645	12:26:00.968
11	1:08.878		+3.093	12:27:09.846
12	1:10.239		+4.454	12:28:20.085
13	1:10.263		+4.478	12:29:30.348
14	1:09.874		+4.089	12:30:40.222
15	1:12.558		+6.773	12:31:52.780
16	1:10.359		+4.574	12:33:03.139
17	1:11.383		+5.598	12:34:14.522
18	1:12.539		+6.754	12:35:27.061
19	1:13.086		+7.301	12:36:40.147

	Vuelta	mpo de vuelta	Dif. resp. 1º	Hora del día
(97) Francisco Ferrera Navarro				

	Vuelta	mpo de vuelta	Dif. resp. 1º	Hora del día
1	1:09.649		+1.910	12:15:51.520
2	1:08.588		+0.849	12:17:00.108
3	1:08.269		+0.530	12:18:08.377
4	1:07.860		+0.121	12:19:16.237
5	1:07.802		+0.063	12:20:24.039
6	1:07.739		-	12:21:31.778
7	1:08.007		+0.268	12:22:39.785
8	1:08.750		+1.011	12:23:48.535
9	1:08.969		+1.230	12:24:57.504
10	1:10.637		+2.898	12:26:08.141
11	1:09.314		+1.575	12:27:17.455
12	1:11.836		+4.097	12:28:29.291
13	1:13.810		+6.071	12:29:43.101
14	1:12.566		+4.827	12:30:55.667
15	1:11.958		+4.219	12:32:07.625
16	1:13.021		+5.282	12:33:20.646
17	1:13.459		+5.720	12:34:34.105
18	1:11.509		+3.770	12:35:45.614
19	1:15.986		+8.247	12:37:01.600

	Vuelta	mpo de vuelta	Dif. resp. 1º	Hora del día
(43) Jordan Riera Enseñat				
1	1:10.038		+1.527	12:15:54.508
2	1:08.861		+0.350	12:17:03.369
3	1:09.310		+0.799	12:18:12.679
4	1:09.688		+1.177	12:19:22.367
5	1:08.511		-	12:20:30.878
6	1:10.332		+1.821	12:21:41.210
7	1:09.819		+1.308	12:22:51.029
8	1:11.283		+2.772	12:24:02.312
9	1:12.357		+3.846	12:25:14.669
10	1:23.974		+15.463	12:26:38.643
11	1:15.578		+7.067	12:27:54.221
12	1:14.637		+6.126	12:29:08.858
13	1:15.404		+6.893	12:30:24.262
14	1:14.621		+6.110	12:31:38.883
15	1:16.731		+8.220	12:32:55.614
16	1:16.053		+7.542	12:34:11.667
17	1:14.292		+5.781	12:35:25.959
18	1:12.368		+3.857	12:36:38.327

	Vuelta	mpo de vuelta	Dif. resp. 1º	Hora del día
(92) Julian Irigoyen Arozamena				
1	1:14.839		+0.160	12:16:02.411
2	1:14.679		-	12:17:17.090
3	1:17.407		+2.728	12:18:34.497
4	1:17.527		+2.848	12:19:52.024
5	1:18.469		+3.790	12:21:10.493
6	1:18.972		+4.293	12:22:29.465
7	1:20.218		+5.539	12:23:49.683
8	1:17.646		+2.967	12:25:07.329
9	1:21.943		+7.264	12:26:29.272
10	1:18.680		+4.001	12:27:47.952
11	1:20.290		+5.611	12:29:08.242
12	1:23.148		+8.469	12:30:31.390
13	1:19.733		+5.054	12:31:51.123
14	1:20.861		+6.182	12:33:11.984
15	1:18.934		+4.255	12:34:30.918
16	1:19.730		+5.051	12:35:50.648
17	1:20.764		+6.085	12:37:11.412

	Vuelta	mpo de vuelta	Dif. resp. 1º	Hora del día
(24) Asier Serra Brasero				
1	1:17.989		-	12:16:06.852
2	1:19.476		+1.487	12:17:26.328
3	1:18.473		+0.484	12:18:44.801
4	1:22.808		+4.819	12:20:07.609
5	1:25.953		+7.964	12:21:33.562
6	1:28.023		+10.034	12:23:01.585

MOTOCROSS A MENORCA *

Clasificado por vueltas

4-MX1 OPEN y MX2 Sub 18

Mahon Poima 0,000 km

2º Manga

25/10/2015 20:43

Carrera

Clasificación	Nº	Nombre	Vueltas	Dif. resp. 1º	Total Tº	Mejor Tm En Vuelta	Puntos
MX1							
1	100	Joan Miquel MunarTorrens	20	-	22:33.438	1:02.545	25
2	78	Antoni Torres Gornes	20	+39.815	23:13.253	1:04.919	22
3	43	Jordan Riera Enseñat	19	1 Vuelta	23:38.167	1:09.403	20
4	60	Llorenç Bestard Delicado	19	+2.440	23:40.607	1:08.685	18
MX2 SUB 18							
1	97	Francisco Ferra Navarro	19	-	23:19.593	1:07.751	25
2	92	Julian Irigoyen Arozamena	17	2 Vueltas	22:57.180	1:14.356	22
NT	54	Asier Serra Brasero	6	-	8:48.654	1:15.731	0

Márgen de victoria	Velocidad media	Mejor tº de vuelta	Mejor Vel.	Mejor vuelta para
+39.815	-	1:02.545	-	[100] Joan Miquel MunarTorrens

Impresos: 25/10/2015 18:02:15

Organizado a: Federacion Balear de Motociclismo

Jefe de cronometraje

Orbits 2

Director de Carrera

www.amb-it.com

www.mylaps.com

MOTOCROSS A MENORCA *

4-MX1 OPEN y MX2 Sub 18

Mahon Poima 0,000 km

2º Manga

25/10/2015 20:43

Carrera

Vuelta	Tempo de vuelta	Dif. resp. 1º	Hora del día
(100) Joan Miquel MunarTorrens			
1	1:02.545	-	14:13:03.799
2	1:03.126	+0.581	14:14:06.925
3	1:03.226	+0.681	14:15:10.151
4	1:03.628	+1.083	14:16:13.779
5	1:04.737	+2.192	14:17:18.516
6	1:04.163	+1.618	14:18:22.679
7	1:04.711	+2.166	14:19:27.390
8	1:03.826	+1.281	14:20:31.216
9	1:04.895	+2.350	14:21:36.111
10	1:05.619	+3.074	14:22:41.730
11	1:05.581	+3.036	14:23:47.311
12	1:04.686	+2.141	14:24:51.997
13	1:05.927	+3.382	14:25:57.924
14	1:06.071	+3.526	14:27:03.995
15	1:05.688	+3.143	14:28:09.683
16	1:06.204	+3.659	14:29:15.887
17	1:06.669	+4.124	14:30:22.556
18	1:07.543	+4.998	14:31:30.099
19	1:04.763	+2.218	14:32:34.862
20	1:06.535	+3.990	14:33:41.397

Vuelta	Tempo de vuelta	Dif. resp. 1º	Hora del día
(78) Antoni Torres Gornes			
1	1:05.723	+0.804	14:13:10.012
2	1:04.919	-	14:14:14.931
3	1:05.656	+0.737	14:15:20.587
4	1:05.872	+0.953	14:16:26.459
5	1:06.413	+1.494	14:17:32.872
6	1:06.871	+1.952	14:18:39.743
7	1:06.544	+1.625	14:19:46.287
8	1:07.490	+2.571	14:20:53.777
9	1:07.424	+2.505	14:22:01.201
10	1:06.821	+1.902	14:23:08.022
11	1:06.158	+1.239	14:24:14.180
12	1:06.632	+1.713	14:25:20.812
13	1:07.595	+2.676	14:26:28.407
14	1:07.429	+2.510	14:27:35.836
15	1:06.144	+1.225	14:28:41.980
16	1:08.212	+3.293	14:29:50.192
17	1:07.900	+2.981	14:30:58.092
18	1:08.115	+3.196	14:32:06.207
19	1:06.807	+1.888	14:33:13.014
20	1:08.198	+3.279	14:34:21.212

Vuelta	Tempo de vuelta	Dif. resp. 1º	Hora del día
(97) Francisco Ferra Navarro			
1	1:09.527	+1.776	14:13:18.978
2	1:07.751	-	14:14:26.729
3	1:08.306	+0.555	14:15:35.035
4	1:08.905	+1.154	14:16:43.940
5	1:08.972	+1.221	14:17:52.912
6	1:08.801	+1.050	14:19:01.713
7	1:09.965	+2.214	14:20:11.678
8	1:09.921	+2.170	14:21:21.599
9	1:10.055	+2.304	14:22:31.654
10	1:09.280	+1.529	14:23:40.934
11	1:10.738	+2.987	14:24:51.672
12	1:10.250	+2.499	14:26:01.922
13	1:10.285	+2.534	14:27:12.207
14	1:10.253	+2.502	14:28:22.460
15	1:11.655	+3.904	14:29:34.115
16	1:11.538	+3.787	14:30:45.653
17	1:11.118	+3.367	14:31:56.771
18	1:13.566	+5.815	14:33:10.337
19	1:17.215	+9.464	14:34:27.552

Vuelta	Tempo de vuelta	Dif. resp. 1º	Hora del día
(43) Jordan Riera Enseñat			
1	1:11.021	+1.618	14:13:18.685
2	1:09.950	+0.547	14:14:28.635
3	1:09.403	-	14:15:38.038
4	1:09.617	+0.214	14:16:47.655
5	1:09.700	+0.297	14:17:57.355
6	1:09.845	+0.442	14:19:07.200
7	1:10.750	+1.347	14:20:17.950
8	1:10.674	+1.271	14:21:28.624
9	1:11.199	+1.796	14:22:39.823
10	1:10.482	+1.079	14:23:50.305
11	1:10.709	+1.306	14:25:01.014
12	1:10.562	+1.159	14:26:11.576
13	1:10.454	+1.051	14:27:22.030
14	1:11.877	+2.474	14:28:33.907
15	1:10.116	+0.713	14:29:44.023
16	1:11.415	+2.012	14:30:55.438
17	1:13.539	+4.136	14:32:08.977
18	1:24.946	+15.543	14:33:33.923
19	1:12.203	+2.800	14:34:46.126

Vuelta	Tempo de vuelta	Dif. resp. 1º	Hora del día
(60) Llorenç Bestard Delicado			
1	1:16.048	+7.363	14:13:33.019
2	1:11.055	+2.370	14:14:44.074
3	1:14.158	+5.473	14:15:58.232
4	1:08.685	-	14:17:06.917
5	1:09.107	+0.422	14:18:16.024
6	1:09.850	+1.165	14:19:25.874
7	1:10.225	+1.540	14:20:36.099
8	1:10.474	+1.789	14:21:46.573
9	1:08.836	+0.151	14:22:55.409
10	1:09.636	+0.951	14:24:05.045
11	1:09.850	+1.165	14:25:14.895
12	1:09.457	+0.772	14:26:24.352
13	1:08.945	+0.260	14:27:33.297
14	1:10.944	+2.259	14:28:44.241
15	1:10.473	+1.788	14:29:54.714
16	1:11.088	+2.403	14:31:05.802
17	1:10.284	+1.599	14:32:16.086
18	1:20.913	+12.228	14:33:36.999
19	1:11.567	+2.882	14:34:48.566

Vuelta	Tempo de vuelta	Dif. resp. 1º	Hora del día
(92) Julian Irigoyen Arozamena			
1	1:15.907	+1.551	14:13:28.308
2	1:15.121	+0.765	14:14:43.429
3	1:14.388	+0.032	14:15:57.817
4	1:15.992	+1.636	14:17:13.809
5	1:17.696	+3.340	14:18:31.505
6	1:14.356	-	14:19:45.861
7	1:16.374	+2.018	14:21:02.235
8	1:15.836	+1.480	14:22:18.071
9	1:15.425	+1.069	14:23:33.496
10	1:19.838	+5.482	14:24:53.334
11	1:17.560	+3.204	14:26:10.894
12	1:21.623	+7.267	14:27:32.517
13	1:20.204	+5.848	14:28:52.721
14	1:17.311	+2.955	14:30:10.032
15	1:18.077	+3.721	14:31:28.109
16	1:19.814	+5.458	14:32:47.923
17	1:17.216	+2.860	14:34:05.139


Vuelta	Tempo de vuelta	Dif. resp. 1º	Hora del día
(54) Asier Serra Brasero			
1	1:15.762	+0.031	14:13:29.236
2	1:16.337	+0.606	14:14:45.573
3	1:15.731	-	14:16:01.304
4	1:18.941	+3.210	14:17:20.245

MOTOCROSS A MENORCA *

4-MX1 OPEN y MX2 Sub 18

Mahon Poima 0,000 km

Clasificación final provisional MX1 OPEN y MX2 Sub 18



Posición	Nº	Nombre	Clase	R1.	R2.	Total puntos
MX1						
1	100	Joan Miquel MunarTorrens	MX1	25	25	50
2	78	Antoni Torres Gornes	MX1	22	22	44
3	43	Jordan Riera Enseñat	MX1	18	20	38
4	60	Llorenç Bestard Delicado	MX1	20	18	38
MX2 SUB 18						
1	97	Francisco Ferra Navarro	MX2 SUB 18	25	25	50
2	92	Julian Irigoyen Arozamena	MX2 SUB 18	22	22	44
3	24	Asier Serra Brasero	MX2 SUB 18	20	--	20
4	54	Asier Serra Brasero	MX2 SUB 18	--	0	0

Nombre

Nombre

R1. 4-MX1 OPEN y MX2 Sub 18 - 1º Manga

R2. 4-MX1 OPEN y MX2 Sub 18 - 2º Manga

MOTOCROSS A MENORCA *

Clasificado por mejor tiempo de vuelta

1-MX2

Mahon Poima 0,000 km

Entrenos cronometrados

25/10/2015 20:40

Clasificación

Posición	Nº	Nombre	Clase	Mejor Tm	Dif. resp. 1º	En Vuelta	Puntos
1	32	Adrià Costa Ribas	MX2	1:08.130	-	10	0
2	22	Adria Barcelo Veny	MX2	1:09.572	+1.442	7	0
3	47	William Lewis Pikett	MX2	1:12.496	+4.366	4	0
4	55	Joan Florit Fuster	MX2	1:13.641	+5.511	9	0
5	54	Pedro Manuel Albarañez Gomez	MX2	1:14.054	+5.924	7	0
6	17	Jose Jesus Garcia Hijon	MX2	1:14.975	+6.845	1	0
7	61	David Mariano Vives	MX2	1:17.365	+9.235	7	0

MOTOCROSS A MENORCA *

1-MX2

Mahon Poima 0,000 km

Entrenos cronometrados

25/10/2015 20:40

Clasificación

Vuelta	Tempo de vuelta	Dif. resp. 1°	Hora del día
(32) Adrià Costa Ribas			
1	1:19.412	+11.282	9:31:02.595
2	1:19.738	+11.608	9:32:22.333
3	1:18.399	+10.269	9:33:40.732
4	1:22.256	+14.126	9:35:02.988
5	1:39.003	+30.873	9:36:41.991
6	1:08.915	+0.785	9:37:50.906
7	1:10.187	+2.057	9:39:01.093
8	1:09.305	+1.175	9:40:10.398
9	3:07.856	+1:59.726	9:43:18.254
10	1:08.130	-	9:44:26.384

(22) Adria Barcelo Veny			
1	1:16.354	+6.782	9:30:54.079
2	1:53.971	+44.399	9:32:48.050
3	1:09.678	+0.106	9:33:57.728
4	1:10.231	+0.659	9:35:07.959
5	3:31.074	+2:21.502	9:38:39.033
6	1:10.392	+0.820	9:39:49.425
7	1:09.572	-	9:40:58.997

(47) William Lewis Pikett			
1	1:16.199	+3.703	9:30:55.004
2	1:13.722	+1.226	9:32:08.726
3	1:15.309	+2.813	9:33:24.035
4	1:12.496	-	9:34:36.531
5	5:27.764	+4:15.268	9:40:04.295
6	1:20.676	+8.180	9:41:24.971
7	1:12.823	+0.327	9:42:37.794
8	1:14.190	+1.694	9:43:51.984

(55) Joan Florit Fuster			
1	1:16.133	+2.492	9:31:06.129
2	1:16.611	+2.970	9:32:22.740
3	1:20.974	+7.333	9:33:43.714
4	1:21.474	+7.833	9:35:05.188
5	1:25.997	+12.356	9:36:31.185
6	1:49.177	+35.536	9:38:20.362
7	1:23.132	+9.491	9:39:43.494
8	1:19.979	+6.338	9:41:03.473
9	1:13.641	-	9:42:17.114

(54) Pedro Manuel Albarañez Gomez			
1	1:16.313	+2.259	9:30:36.016
2	1:29.706	+15.652	9:32:05.722
3	1:19.714	+5.660	9:33:25.436
4	1:25.127	+11.073	9:34:50.563
5	1:24.747	+10.693	9:36:15.310
6	3:25.977	+2:11.923	9:39:41.287
7	1:14.054	-	9:40:55.341
8	1:15.668	+1.614	9:42:11.009
9	1:28.356	+14.302	9:43:39.365
10	1:30.256	+16.202	9:45:09.621

(17) Jose Jesus Garcia Hijon			
1	1:14.975	-	9:31:07.400
2	1:15.838	+0.863	9:32:23.238
3	1:18.876	+3.901	9:33:42.114
4	2:40.955	+1:25.980	9:36:23.069
5	1:19.591	+4.616	9:37:42.660
6	3:50.750	+2:35.775	9:41:33.410
7	1:15.613	+0.638	9:42:49.023
8	1:17.441	+2.466	9:44:06.464

(61) David Mariano Vives			
---------------------------------	--	--	--

Vuelta	Tempo de vuelta	Dif. resp. 1°	Hora del día
1	1:22.066	+4.701	9:31:20.017
2	1:19.083	+1.718	9:32:39.100
3	1:18.244	+0.879	9:33:57.344
4	1:17.770	+0.405	9:35:15.114
5	1:24.900	+7.535	9:36:40.014
6	3:20.269	+2:02.904	9:40:00.283
7	1:17.365	-	9:41:17.648
8	2:56.537	+1:39.172	9:44:14.185

Vuelta	Tempo de vuelta	Dif. resp. 1°	Hora del día
--------	-----------------	---------------	--------------

MOTOCROSS A MENORCA *

Clasificado por vueltas

1-MX2

Mahon Poima 0,000 km

1º Manga

25/10/2015 20:40

Carrera

Clasificación	Nº	Nombre	Vueltas	Dif. resp. 1º	Total Tº	Mejor Tm En Vuelta	Puntos
1	32	Adrià Costa Ribas	19	-	22:40.063	1:06.083	25
2	47	William Lewis Pikett	19	+27.061	23:07.124	1:08.222	22
3	22	Adria Barcelo Veny	19	+30.785	23:10.848	1:06.800	20
4	17	Jose Jesus Garcia Hijon	18	1 Vuelta	23:04.599	1:11.802	18
5	54	Pedro Manuel Albarañez Gomez	18	+17.257	23:21.856	1:12.208	16
6	61	David Mariano Vives	17	2 Vueltas	22:43.059	1:13.935	15
7	55	Joan Florit Fuster	17	+15.430	22:58.489	1:13.155	14

Márgen de victoria	Velocidad media	Mejor tº de vuelta	Mejor Vel.	Mejor vuelta para
+27.061	-	1:06.083	-	[32] Adrià Costa Ribas

Impresos: 25/10/2015 12:48:58

Organizado a: Federacion Balear de Motociclismo

Jefe de cronometraje

Orbits 2

Director de Carrera

www.amb-it.com

www.mylaps.com

MOTOCROSS A MENORCA *

1-MX2

Mahon Poima 0,000 km

1º Manga

25/10/2015 20:40

Carrera

Vuelta	Tempo de vuelta	Dif. resp. 1º	Hora del día
(32) Adrià Costa Ribas			
1	1:07.822	+1.739	10:58:24.037
2	1:07.091	+1.008	10:59:31.128
3	1:06.734	+0.651	11:00:37.862
4	1:06.339	+0.256	11:01:44.201
5	1:06.083	-	11:02:50.284
6	1:06.695	+0.612	11:03:56.979
7	1:07.772	+1.689	11:05:04.751
8	1:08.618	+2.535	11:06:13.369
9	1:09.597	+3.514	11:07:22.966
10	1:08.559	+2.476	11:08:31.525
11	1:08.125	+2.042	11:09:39.650
12	1:10.990	+4.907	11:10:50.640
13	1:09.129	+3.046	11:11:59.769
14	1:09.495	+3.412	11:13:09.264
15	1:08.874	+2.791	11:14:18.138
16	1:10.358	+4.275	11:15:28.496
17	1:10.820	+4.737	11:16:39.316
18	1:11.390	+5.307	11:17:50.706
19	1:12.898	+6.815	11:19:03.604

Vuelta	Tempo de vuelta	Dif. resp. 1º	Hora del día
(47) William Lewis Pikett			
1	1:08.488	+0.266	10:58:27.412
2	1:08.990	+0.768	10:59:36.402
3	1:08.574	+0.352	11:00:44.976
4	1:08.222	-	11:01:53.198
5	1:09.332	+1.110	11:03:02.530
6	1:11.051	+2.829	11:04:13.581
7	1:11.512	+3.290	11:05:25.093
8	1:10.654	+2.432	11:06:35.747
9	1:09.674	+1.452	11:07:45.421
10	1:09.923	+1.701	11:08:55.344
11	1:12.059	+3.837	11:10:07.403
12	1:11.187	+2.965	11:11:18.590
13	1:10.839	+2.617	11:12:29.429
14	1:09.999	+1.777	11:13:39.428
15	1:10.918	+2.696	11:14:50.346
16	1:11.304	+3.082	11:16:01.650
17	1:10.075	+1.853	11:17:11.725
18	1:10.319	+2.097	11:18:22.044
19	1:08.621	+0.399	11:19:30.665

Vuelta	Tempo de vuelta	Dif. resp. 1º	Hora del día
(22) Adria Barcelo Veny			
1	1:09.284	+2.484	10:58:25.915
2	1:07.474	+0.674	10:59:33.389
3	1:07.631	+0.831	11:00:41.020
4	1:07.150	+0.350	11:01:48.170
5	1:07.079	+0.279	11:02:55.249
6	1:06.838	+0.038	11:04:02.087
7	1:06.800	-	11:05:08.887
8	1:40.453	+33.653	11:06:49.340
9	1:09.628	+2.828	11:07:58.968
10	1:10.238	+3.438	11:09:09.206
11	1:11.130	+4.330	11:10:20.336
12	1:08.821	+2.021	11:11:29.157
13	1:10.740	+3.940	11:12:39.897
14	1:10.336	+3.536	11:13:50.233
15	1:09.993	+3.193	11:15:00.226
16	1:09.548	+2.748	11:16:09.774
17	1:08.245	+1.445	11:17:18.019
18	1:07.613	+0.813	11:18:25.632
19	1:08.757	+1.957	11:19:34.389

Vuelta	Tempo de vuelta	Dif. resp. 1º	Hora del día
(17) Jose Jesus Garcia Hijon			
1	1:14.216	+2.414	10:58:37.573

Vuelta	Tempo de vuelta	Dif. resp. 1º	Hora del día
2	1:14.280	+2.478	10:59:51.853
3	1:13.697	+1.895	11:01:05.550
4	1:13.614	+1.812	11:02:19.164
5	1:11.895	+0.093	11:03:31.059
6	1:13.322	+1.520	11:04:44.381
7	1:12.164	+0.362	11:05:56.545
8	1:12.658	+0.856	11:07:09.203
9	1:11.802	-	11:08:21.005
10	1:12.948	+1.146	11:09:33.953
11	1:12.494	+0.692	11:10:46.447
12	1:15.904	+4.102	11:12:02.351
13	1:15.134	+3.332	11:13:17.485
14	1:14.894	+3.092	11:14:32.379
15	1:13.828	+2.026	11:15:46.207
16	1:13.632	+1.830	11:16:59.839
17	1:14.262	+2.460	11:18:14.101
18	1:14.039	+2.237	11:19:28.140

Vuelta	Tempo de vuelta	Dif. resp. 1º	Hora del día
(54) Pedro Manuel Albarañez Gomez			
1	1:12.208	-	10:58:30.993
2	1:12.963	+0.755	10:59:43.956
3	1:12.278	+0.070	11:00:56.234
4	1:14.443	+2.235	11:02:10.677
5	1:13.105	+0.897	11:03:23.782
6	1:13.949	+1.741	11:04:37.731
7	1:13.986	+1.778	11:05:51.717
8	1:13.757	+1.549	11:07:05.474
9	1:13.634	+1.426	11:08:19.108
10	1:13.920	+1.712	11:09:33.028
11	1:19.859	+7.651	11:10:52.887
12	1:16.002	+3.794	11:12:08.889
13	1:15.684	+3.476	11:13:24.573
14	1:17.390	+5.182	11:14:41.963
15	1:15.547	+3.339	11:15:57.510
16	1:16.704	+4.496	11:17:14.214
17	1:15.495	+3.287	11:18:29.709
18	1:15.688	+3.480	11:19:45.397

Vuelta	Tempo de vuelta	Dif. resp. 1º	Hora del día
(61) David Mariano Vives			
1	1:14.048	+0.113	10:58:35.521
2	1:14.597	+0.662	10:59:50.118
3	1:13.935	-	11:01:04.053
4	1:16.009	+2.074	11:02:20.062
5	1:15.705	+1.770	11:03:35.767
6	1:15.514	+1.579	11:04:51.281
7	1:16.358	+2.423	11:06:07.639
8	1:16.600	+2.665	11:07:24.239
9	1:17.702	+3.767	11:08:41.941
10	1:16.684	+2.749	11:09:58.625
11	1:17.293	+3.358	11:11:15.918
12	1:18.843	+4.908	11:12:34.761
13	1:20.210	+6.275	11:13:54.971
14	1:17.761	+3.826	11:15:12.732
15	1:16.982	+3.047	11:16:29.714
16	1:17.495	+3.560	11:17:47.209
17	1:19.391	+5.456	11:19:06.600

Vuelta	Tempo de vuelta	Dif. resp. 1º	Hora del día
(55) Joan Florit Fuster			
1	1:14.335	+1.180	10:58:36.406
2	1:14.748	+1.593	10:59:51.154
3	1:13.155	-	11:01:04.309
4	1:29.056	+15.901	11:02:33.365
5	1:15.437	+2.282	11:03:48.802
6	1:17.646	+4.491	11:05:06.448
7	1:15.893	+2.738	11:06:22.341
8	1:15.892	+2.737	11:07:38.233

MOTOCROSS A MENORCA *

Clasificado por vueltas

1-MX2

Mahon Poima 0.000 km

2º Manga

10/25/15 20:40

Carrera

Clasificación	Nº	Nombre	Vueltas	Dif. resp. 1º	Total Tº	Mejor Tm En Vuelta	Puntos
1	32	Adrià Costa Ribas	19	-	22:22.394	1:06.000	25
2	22	Adria Barcelo Veny	19	+52.436	23:14.830	1:05.356	22
3	47	William Lewis Pikett	19	+1:13.830	23:36.224	1:08.783	20
4	54	Pedro Manuel Albarañez Gomez	18	1 Vuelta	22:39.326	1:11.052	18
5	17	Jose Jesus Garcia Hijon	18	+11.645	22:50.971	1:11.401	16
6	55	Joan Florit Fuster	17	2 Vueltas	22:34.609	1:12.028	15
7	61	David Mariano Vives	17	+48.264	23:22.873	1:11.625	14

Márgen de victoria	Velocidad media	Mejor tº de vuelta	Mejor Vel.	Mejor vuelta para
+52.436	-	1:05.356	-	[22] Adria Barcelo Veny

Impresos: 25/10/2015 17:57:58

Organizado a: Federacion Balear de Motociclismo

Jefe de cronometraje

Orbits 2

Director de Carrera

www.amb-it.com

www.mylaps.com

MOTOCROSS A MENORCA *

1-MX2

Mahon Poima 0,000 km

2º Manga

25/10/2015 20:40

Carrera

Vuelta	Tempo de vuelta	Dif. resp. 1º	Hora del día
(32) Adrià Costa Ribas			
1	1:07.034	+1.034	12:59:35.499
2	1:06.134	+0.134	13:00:41.633
3	1:06.925	+0.925	13:01:48.558
4	1:06.125	+0.125	13:02:54.683
5	1:07.329	+1.329	13:04:02.012
6	1:07.046	+1.046	13:05:09.058
7	1:09.252	+3.252	13:06:18.310
8	1:08.044	+2.044	13:07:26.354
9	1:06.000	-	13:08:32.354
10	1:06.508	+0.508	13:09:38.862
11	1:07.314	+1.314	13:10:46.176
12	1:07.787	+1.787	13:11:53.963
13	1:07.182	+1.182	13:13:01.145
14	1:07.527	+1.527	13:14:08.672
15	1:08.594	+2.594	13:15:17.266
16	1:10.358	+4.358	13:16:27.624
17	1:10.492	+4.492	13:17:38.116
18	1:11.064	+5.064	13:18:49.180
19	1:11.268	+5.268	13:20:00.448

Vuelta	Tempo de vuelta	Dif. resp. 1º	Hora del día
(22) Adria Barcelo Veny			
1	1:08.927	+3.571	12:59:37.938
2	1:06.459	+1.103	13:00:44.397
3	1:07.142	+1.786	13:01:51.539
4	1:06.483	+1.127	13:02:58.022
5	1:10.716	+5.360	13:04:08.738
6	1:06.485	+1.129	13:05:15.223
7	1:05.356	-	13:06:20.579
8	1:06.589	+1.233	13:07:27.168
9	1:07.423	+2.067	13:08:34.591
10	1:06.173	+0.817	13:09:40.764
11	1:12.588	+7.232	13:10:53.352
12	1:05.533	+0.177	13:11:58.885
13	1:06.306	+0.950	13:13:05.191
14	1:08.743	+3.387	13:14:13.934
15	1:49.125	+43.769	13:16:03.059
16	1:10.889	+5.533	13:17:13.948
17	1:11.561	+6.205	13:18:25.509
18	1:11.102	+5.746	13:19:36.611
19	1:16.273	+10.917	13:20:52.884

Vuelta	Tempo de vuelta	Dif. resp. 1º	Hora del día
(47) William Lewis Pikett			
1	1:10.466	+1.683	12:59:40.959
2	1:09.021	+0.238	13:00:49.980
3	1:09.479	+0.696	13:01:59.459
4	1:08.783	-	13:03:08.242
5	1:09.423	+0.640	13:04:17.665
6	1:10.195	+1.412	13:05:27.860
7	1:10.658	+1.875	13:06:38.518
8	1:10.912	+2.129	13:07:49.430
9	1:11.732	+2.949	13:09:01.162
10	1:13.096	+4.313	13:10:14.258
11	1:12.089	+3.306	13:11:26.347
12	1:11.943	+3.160	13:12:38.290
13	1:11.594	+2.811	13:13:49.884
14	1:10.706	+1.923	13:15:00.590
15	1:11.028	+2.245	13:16:11.618
16	1:13.396	+4.613	13:17:25.014
17	1:11.437	+2.654	13:18:36.451
18	1:17.172	+8.389	13:19:53.623
19	1:20.655	+11.872	13:21:14.278

Vuelta	Tempo de vuelta	Dif. resp. 1º	Hora del día
(54) Pedro Manuel Albarañez Gomez			
1	1:13.150	+2.098	12:59:47.296

Vuelta	Tempo de vuelta	Dif. resp. 1º	Hora del día
2	1:11.637	+0.585	13:00:58.933
3	1:12.271	+1.219	13:02:11.204
4	1:12.417	+1.365	13:03:23.621
5	1:11.470	+0.418	13:04:35.091
6	1:11.289	+0.237	13:05:46.380
7	1:11.052	-	13:06:57.432
8	1:12.231	+1.179	13:08:09.663
9	1:12.735	+1.683	13:09:22.398
10	1:12.812	+1.760	13:10:35.210
11	1:11.608	+0.556	13:11:46.818
12	1:12.115	+1.063	13:12:58.933
13	1:12.994	+1.942	13:14:11.927
14	1:14.687	+3.635	13:15:26.614
15	1:13.310	+2.258	13:16:39.924
16	1:11.941	+0.889	13:17:51.865
17	1:12.271	+1.219	13:19:04.136
18	1:13.244	+2.192	13:20:17.380

Vuelta	Tempo de vuelta	Dif. resp. 1º	Hora del día
(17) Jose Jesus Garcia Hijon			
1	1:13.343	+1.942	12:59:46.747
2	1:11.680	+0.279	13:00:58.427
3	1:12.028	+0.627	13:02:10.455
4	1:12.019	+0.618	13:03:22.474
5	1:12.050	+0.649	13:04:34.524
6	1:13.597	+2.196	13:05:48.121
7	1:12.975	+1.574	13:07:01.096
8	1:11.425	+0.024	13:08:12.521
9	1:12.844	+1.443	13:09:25.365
10	1:11.513	+0.112	13:10:36.878
11	1:11.401	-	13:11:48.279
12	1:12.062	+0.661	13:13:00.341
13	1:16.193	+4.792	13:14:16.534
14	1:12.832	+1.431	13:15:29.366
15	1:12.155	+0.754	13:16:41.521
16	1:11.671	+0.270	13:17:53.192
17	1:15.871	+4.470	13:19:09.063
18	1:19.962	+8.561	13:20:29.025

Vuelta	Tempo de vuelta	Dif. resp. 1º	Hora del día
(55) Joan Florit Fuster			
1	1:13.797	+1.769	12:59:48.960
2	1:12.741	+0.713	13:01:01.701
3	1:12.028	-	13:02:13.729
4	1:12.332	+0.304	13:03:26.061
5	1:12.805	+0.777	13:04:38.866
6	1:12.686	+0.658	13:05:51.552
7	1:12.487	+0.459	13:07:04.039
8	1:12.914	+0.886	13:08:16.953
9	1:13.762	+1.734	13:09:30.715
10	1:31.073	+19.045	13:11:01.788
11	1:17.316	+5.288	13:12:19.104
12	1:17.972	+5.944	13:13:37.076
13	1:17.072	+5.044	13:14:54.148
14	1:20.700	+8.672	13:16:14.848
15	1:16.419	+4.391	13:17:31.267
16	1:19.670	+7.642	13:18:50.937
17	1:21.726	+9.698	13:20:12.663


Vuelta	Tempo de vuelta	Dif. resp. 1º	Hora del día
(61) David Mariano Vives			
1	1:12.214	+0.589	12:59:49.709
2	1:14.255	+2.630	13:01:03.964
3	1:11.625	-	13:02:15.589
4	1:13.736	+2.111	13:03:29.325
5	1:17.926	+6.301	13:04:47.251
6	1:15.079	+3.454	13:06:02.330
7	1:31.033	+19.408	13:07:33.363
8	1:18.619	+6.994	13:08:51.982

MOTOCROSS A MENORCA *

1-MX2

Mahon Poima 0,000 km

Clasificación final provisional MX2



Posición	Nº	Nombre	Clase	R1.	R2.	Total puntos
1	32	Adrià Costa Ribas	MX2	25	25	50
2	22	Adria Barcelo Veny	MX2	20	22	42
3	47	William Lewis Pikett	MX2	22	20	42
4	54	Pedro Manuel Albarañez Gomez	MX2	16	18	34
5	17	Jose Jesus Garcia Hijon	MX2	18	16	34
6	55	Joan Florit Fuster	MX2	14	15	29
7	61	David Mariano Vives	MX2	15	14	29

Nombre

Nombre

R1. 1-MX2 - 1º Manga

R2. 1-MX2 - 2º Manga

MOTOCROSS A MENORCA *

Clasificado por mejor tiempo de vuelta

3-MX3 y MX4

Mahon Poima 0,000 km

Entrenos cronometrados

25/10/2015 20:50

Clasificación

Posición	Nº	Nombre	Clase	Mejor Tm	Dif. resp. 1º	En Vuelta	Puntos
1	1	Jaime Mayrata Mascaró	MX3	1:13.224	-	6	0
2	2	Juan Francisco Llado Roca	MX4	1:15.077	+1.853	7	0
3	82	Rafael Bagur Marques	MX4	1:15.368	+2.144	6	0
4	21	Cristobal Bosch Capo	MX4	1:16.005	+2.781	4	0
5	6	Miquel Femenias Bover	MX4	1:16.130	+2.906	8	0
6	22	Juan Jose Coll Pons	MX4	1:17.261	+4.037	2	0
7	11	Pedro Navarro Gomez	MX4	1:21.225	+8.001	1	0

MOTOCROSS A MENORCA *

3-MX3 y MX4

Mahon Poima 0,000 km

Entrenos cronometrados

25/10/2015 20:50

Clasificación

Vuelta	Tempo de vuelta	Dif. resp. 1°	Hora del día
(1) Jaime Mayrata Mascaró			
1	1:17.571	+4.347	10:15:00.511
2	1:16.523	+3.299	10:16:17.034
3	1:24.715	+11.491	10:17:41.749
4	1:32.402	+19.178	10:19:14.151
5	1:19.132	+5.908	10:20:33.283
6	1:13.224	-	10:21:46.507
7	1:32.367	+19.143	10:23:18.874
8	1:13.937	+0.713	10:24:32.811
9	1:14.550	+1.326	10:25:47.361
10	1:14.654	+1.430	10:27:02.015
11	1:59.123	+45.899	10:29:01.138

(2) Juan Francisco Llado Roca			
1	1:19.219	+4.142	10:15:06.336
2	1:19.471	+4.394	10:16:25.807
3	1:18.898	+3.821	10:17:44.705
4	1:27.964	+12.887	10:19:12.669
5	1:22.634	+7.557	10:20:35.303
6	1:25.181	+10.104	10:22:00.484
7	1:15.077	-	10:23:15.561
8	1:33.398	+18.321	10:24:48.959
9	1:17.297	+2.220	10:26:06.256
10	1:40.345	+25.268	10:27:46.601

(82) Rafael Bagur Marques			
1	1:27.831	+12.463	10:15:18.041
2	1:19.652	+4.284	10:16:37.693
3	1:23.028	+7.660	10:18:00.721
4	6:53.132	+5:37.764	10:24:53.853
5	1:18.965	+3.597	10:26:12.818
6	1:15.368	-	10:27:28.186

(21) Cristobal Bosch Capo			
1	1:21.390	+5.385	10:15:44.156
2	1:23.779	+7.774	10:17:07.935
3	4:12.535	+2:56.530	10:21:20.470
4	1:16.005	-	10:22:36.475
5	1:18.444	+2.439	10:23:54.919
6	1:18.874	+2.869	10:25:13.793
7	1:19.282	+3.277	10:26:33.075
8	1:17.966	+1.961	10:27:51.041

(6) Miquel Femenias Bover			
1	1:20.662	+4.532	10:15:08.631
2	1:21.315	+5.185	10:16:29.946
3	2:55.551	+1:39.421	10:19:25.497
4	1:17.639	+1.509	10:20:43.136
5	1:46.016	+29.886	10:22:29.152
6	1:43.510	+27.380	10:24:12.662
7	1:16.797	+0.667	10:25:29.459
8	1:16.130	-	10:26:45.589
9	1:16.334	+0.204	10:28:01.923

(22) Juan Jose Coll Pons			
1	1:17.525	+0.264	10:14:23.788
2	1:17.261	-	10:15:41.049
3	1:18.892	+1.631	10:16:59.941
4	1:30.895	+13.634	10:18:30.836
5	3:03.223	+1:45.962	10:21:34.059
6	3:42.600	+2:25.339	10:25:16.659
7	1:19.545	+2.284	10:26:36.204
8	1:25.104	+7.843	10:28:01.308

(11) Pedro Navarro Gomez			
---------------------------------	--	--	--

Vuelta	Tempo de vuelta	Dif. resp. 1°	Hora del día
1	1:21.225	-	10:15:25.516
2	1:22.028	+0.803	10:16:47.544
3	1:30.698	+9.473	10:18:18.242
4	1:26.837	+5.612	10:19:45.079
5	1:46.024	+24.799	10:21:31.103
6	1:31.550	+10.325	10:23:02.653
7	1:28.380	+7.155	10:24:31.033
8	4:06.322	+2:45.097	10:28:37.355

Vuelta	Tempo de vuelta	Dif. resp. 1°	Hora del día
--------	-----------------	---------------	--------------

MOTOCROSS A MENORCA *

Clasificado por vueltas

3-MX3 y MX4

Mahon Poima 0,000 km

1º Manga

25/10/2015 20:50

Carrera

Clasificación	Nº	Nombre	Vueltas	Dif. resp. 1º	Total Tº	Mejor Tm En Vuelta	Puntos
MX3							
1	1	Jaime Mayrata Mascaro	14	-	18:19.541	1:11.157	25
MX4							
1	21	Cristobal Bosch Capo	14	-	18:54.779	1:15.170	25
2	2	Juan Francisco Llado Roca	14	+24.028	19:18.807	1:15.107	22
3	22	Juan Jose Coll Pons	14	+26.808	19:21.587	1:15.922	20
4	82	Rafael Bagur Marques	14	+1:40.754	20:35.533	1:15.714	18
5	11	Pedro Navarro Gomez	14	+1:40.755	20:35.534	1:15.959	16
6	6	Miquel Femenias Bover	12	2 Vueltas	19:06.469	1:14.743	15

Márgen de victoria	Velocidad media	Mejor tº de vuelta	Mejor Vel.	Mejor vuelta para
+35.238	-	1:11.157	-	[1] Jaime Mayrata Mascaro

Impresos: 25/10/2015 12:51:24

Organizado a: Federacion Balear de Motociclismo

Jefe de cronometraje

Orbits 2

Director de Carrera

www.amb-it.com

www.mylaps.com

MOTOCROSS A MENORCA *
3-MX3 y MX4
Mahon Poima 0,000 km
1º Manga
25/10/2015 20:50
Carrera

Vuelta	Tempo de vuelta	Dif. resp. 1º	Hora del día
(1) Jaime Mayrata Mascaro			
1	1:14.250	+3.093	11:50:38.827
2	1:11.157	-	11:51:49.984
3	1:12.447	+1.290	11:53:02.431
4	1:13.785	+2.628	11:54:16.216
5	1:13.992	+2.835	11:55:30.208
6	1:14.605	+3.448	11:56:44.813
7	1:14.710	+3.553	11:57:59.523
8	1:13.897	+2.740	11:59:13.420
9	1:13.991	+2.834	12:00:27.411
10	1:14.254	+3.097	12:01:41.665
11	1:13.920	+2.763	12:02:55.585
12	1:14.371	+3.214	12:04:09.956
13	1:14.715	+3.558	12:05:24.671
14	1:14.060	+2.903	12:06:38.731

(21) Cristobal Bosch Capo			
1	1:15.844	+0.674	11:50:39.351
2	1:17.014	+1.844	11:51:56.365
3	1:15.869	+0.699	11:53:12.234
4	1:15.787	+0.617	11:54:28.021
5	1:15.293	+0.123	11:55:43.314
6	1:16.991	+1.821	11:57:00.305
7	1:15.796	+0.626	11:58:16.101
8	1:15.895	+0.725	11:59:31.996
9	1:15.170	-	12:00:47.166
10	1:15.445	+0.275	12:02:02.611
11	1:17.066	+1.896	12:03:19.677
12	1:16.546	+1.376	12:04:36.223
13	1:18.653	+3.483	12:05:54.876
14	1:19.093	+3.923	12:07:13.969

(2) Juan Francisco Llado Roca			
1	1:15.583	+0.476	11:50:35.734
2	1:15.355	+0.248	11:51:51.089
3	1:15.970	+0.863	11:53:07.059
4	1:15.969	+0.862	11:54:23.028
5	1:17.010	+1.903	11:55:40.038
6	1:31.232	+16.125	11:57:11.270
7	1:16.547	+1.440	11:58:27.817
8	1:16.884	+1.777	11:59:44.701
9	1:28.887	+13.780	12:01:13.588
10	1:15.107	-	12:02:28.695
11	1:15.714	+0.607	12:03:44.409
12	1:18.051	+2.944	12:05:02.460
13	1:17.044	+1.937	12:06:19.504
14	1:18.493	+3.386	12:07:37.997

(22) Juan Jose Coll Pons			
1	1:17.093	+1.171	11:50:44.559
2	1:17.383	+1.461	11:52:01.942
3	1:15.922	-	11:53:17.864
4	1:16.803	+0.881	11:54:34.667
5	1:17.621	+1.699	11:55:52.288
6	1:17.917	+1.995	11:57:10.205
7	1:19.290	+3.368	11:58:29.495
8	1:18.391	+2.469	11:59:47.886
9	1:18.856	+2.934	12:01:06.742
10	1:18.185	+2.263	12:02:24.927
11	1:17.533	+1.611	12:03:42.460
12	1:19.071	+3.149	12:05:01.531
13	1:19.479	+3.557	12:06:21.010
14	1:19.767	+3.845	12:07:40.777

(82) Rafael Bagur Marques			
----------------------------------	--	--	--

Vuelta	Tempo de vuelta	Dif. resp. 1º	Hora del día
1	1:15.714	-	11:50:40.920
2	1:18.196	+2.482	11:51:59.116
3	1:16.252	+0.538	11:53:15.368
4	1:17.219	+1.505	11:54:32.587
5	1:17.596	+1.882	11:55:50.183
6	1:19.129	+3.415	11:57:09.312
7	1:21.812	+6.098	11:58:31.124
8	1:18.599	+2.885	11:59:49.723
9	1:18.883	+3.169	12:01:08.606
10	1:18.382	+2.668	12:02:26.988
11	1:16.871	+1.157	12:03:43.859
12	1:18.059	+2.345	12:05:01.918
13	1:21.048	+5.334	12:06:22.966
14	2:31.757	+1:16.043	12:08:54.723

(11) Pedro Navarro Gomez			
1	1:15.959	-	11:50:38.079
2	1:16.322	+0.363	11:51:54.401
3	1:16.703	+0.744	11:53:11.104
4	1:19.608	+3.649	11:54:30.712
5	1:18.594	+2.635	11:55:49.306
6	1:18.717	+2.758	11:57:08.023
7	1:18.633	+2.674	11:58:26.656
8	1:17.131	+1.172	11:59:43.787
9	1:18.989	+3.030	12:01:02.776
10	1:18.803	+2.844	12:02:21.579
11	1:18.740	+2.781	12:03:40.319
12	1:18.204	+2.245	12:04:58.523
13	1:20.512	+4.553	12:06:19.035
14	2:35.688	+1:19.729	12:08:54.724

(6) Miquel Femenias Bover			
1	1:16.786	+2.043	11:50:42.632
2	1:15.169	+0.426	11:51:57.801
3	1:15.116	+0.373	11:53:12.917
4	1:18.255	+3.512	11:54:31.172
5	1:14.743	-	11:55:45.915
6	1:15.830	+1.087	11:57:01.745
7	1:15.127	+0.384	11:58:16.872
8	1:15.798	+1.055	11:59:32.670
9	3:21.978	+2:07.235	12:02:54.648
10	1:31.047	+16.304	12:04:25.695
11	1:28.524	+13.781	12:05:54.219
12	1:31.440	+16.697	12:07:25.659

MOTOCROSS A MENORCA *

Clasificado por vueltas

3-MX3 y MX4

Mahon Poima 0,000 km

2º Manga

25/10/2015 21:20

Carrera

Posición	Nº	Nombre	Clase	Vueltas	Dif. resp. 1º	Total Tº Moto	Si Nombre Equipo
MX3							
1	1	Jaime Mayrata Mascaro	MX3	14	-	18:27.113	Kawasaki
MX4							
1	6	Miquel Femenias Bover	MX4	14	-	19:20.592	
2	2	Juan Francisco Llado Roca	MX4	14	+1.696	19:22.288	
3	22	Juan Jose Coll Pons	MX4	13	1 Vuelta	19:11.101	
4	21	Cristobal Bosch Capo	MX4	13	+47.746	19:58.847	
5	82	Rafael Bagur Marques	MX4	6	8 Vueltas	18:35.296	
NT	11	Pedro Navarro Gomez	MX4	9	-	12:39.975	

Márgen de victoria	Velocidad media	Mejor tº de vuelta	Mejor Vel.	Mejor vuelta para
+53.479	-	1:13.191	-	[1] Jaime Mayrata Mascaro

Impresos: 25/10/2015 18:00:17

Clasificado a: Federacion Balear de Motociclismo

Jefe de cronometraje

Orbits 2

Director de Carrera

www.amb-it.com

www.mylaps.com

MOTOCROSS A MENORCA *

3-MX3 y MX4

Mahon Poima 0,000 km

2º Manga

25/10/2015 21:20

Carrera

Vuelta :mpo de vuelta Dif. resp. 1º Hora del día

(1) Jaime Mayrata Mascaro

Vuelta	mpo de vuelta	Dif. resp. 1º	Hora del día
1	1:14.437	+1.246	13:49:21.498
2	1:14.285	+1.094	13:50:35.783
3	1:14.654	+1.463	13:51:50.437
4	1:14.009	+0.818	13:53:04.446
5	1:13.974	+0.783	13:54:18.420
6	1:13.708	+0.517	13:55:32.128
7	1:13.634	+0.443	13:56:45.762
8	1:13.191	-	13:57:58.953
9	1:13.994	+0.803	13:59:12.947
10	1:14.499	+1.308	14:00:27.446
11	1:15.766	+2.575	14:01:43.212
12	1:15.573	+2.382	14:02:58.785
13	1:14.711	+1.520	14:04:13.496
14	1:17.762	+4.571	14:05:31.258

(6) Miquel Femenias Bover

Vuelta	mpo de vuelta	Dif. resp. 1º	Hora del día
1	1:15.435	-	13:49:26.610
2	1:16.008	+0.573	13:50:42.618
3	1:17.636	+2.201	13:52:00.254
4	1:15.719	+0.284	13:53:15.973
5	1:17.245	+1.810	13:54:33.218
6	1:19.130	+3.695	13:55:52.348
7	1:17.758	+2.323	13:57:10.106
8	1:18.304	+2.869	13:58:28.410
9	1:16.982	+1.547	13:59:45.392
10	1:21.129	+5.694	14:01:06.521
11	1:21.854	+6.419	14:02:28.375
12	1:22.496	+7.061	14:03:50.871
13	1:17.572	+2.137	14:05:08.443
14	1:16.294	+0.859	14:06:24.737

(2) Juan Francisco Llado Roca

Vuelta	mpo de vuelta	Dif. resp. 1º	Hora del día
1	1:17.580	+3.327	13:49:32.025
2	1:16.524	+2.271	13:50:48.549
3	1:14.253	-	13:52:02.802
4	1:16.449	+2.196	13:53:19.251
5	1:15.834	+1.581	13:54:35.085
6	1:16.335	+2.082	13:55:51.420
7	1:16.336	+2.083	13:57:07.756
8	1:32.102	+17.849	13:58:39.858
9	1:16.368	+2.115	13:59:56.226
10	1:17.705	+3.452	14:01:13.931
11	1:18.604	+4.351	14:02:32.535
12	1:18.559	+4.306	14:03:51.094
13	1:17.889	+3.636	14:05:08.983
14	1:17.450	+3.197	14:06:26.433

(22) Juan Jose Coll Pons

Vuelta	mpo de vuelta	Dif. resp. 1º	Hora del día
1	1:17.405	-	13:49:30.197
2	1:19.593	+2.188	13:50:49.790
3	1:20.734	+3.329	13:52:10.524
4	1:21.817	+4.412	13:53:32.341
5	1:23.478	+6.073	13:54:55.819
6	1:24.613	+7.208	13:56:20.432
7	1:24.906	+7.501	13:57:45.338
8	1:24.577	+7.172	13:59:09.915
9	1:25.877	+8.472	14:00:35.792
10	1:24.394	+6.989	14:02:00.186
11	1:26.557	+9.152	14:03:26.743
12	1:24.392	+6.987	14:04:51.135
13	1:24.111	+6.706	14:06:15.246

(21) Cristobal Bosch Capo

Vuelta	mpo de vuelta	Dif. resp. 1º	Hora del día
1	1:16.401	+0.290	13:49:25.797

Vuelta :mpo de vuelta Dif. resp. 1º Hora del día

2	1:16.111	-	13:50:41.908
3	1:16.784	+0.673	13:51:58.692
4	1:16.254	+0.143	13:53:14.946
5	1:16.906	+0.795	13:54:31.852
6	1:17.412	+1.301	13:55:49.264
7	1:17.899	+1.788	13:57:07.163
8	1:17.342	+1.231	13:58:24.505
9	1:16.832	+0.721	13:59:41.337
10	1:42.838	+26.727	14:01:24.175
11	2:06.077	+49.966	14:03:30.252
12	1:43.530	+27.419	14:05:13.782
13	1:49.210	+33.099	14:07:02.992

(82) Rafael Bagur Marques

1	1:17.290	+2.658	13:49:30.688
2	1:17.118	+2.486	13:50:47.806
3	1:14.632	-	13:52:02.438
4	1:15.011	+0.379	13:53:17.449
5	1:54.276	+39.644	13:55:11.725
6	10:27.716	+9:13.084	14:05:39.441

(11) Pedro Navarro Gomez


1	1:15.977	+0.113	13:49:24.268
2	1:15.864	-	13:50:40.132
3	1:17.716	+1.852	13:51:57.848
4	1:16.341	+0.477	13:53:14.189
5	1:16.958	+1.094	13:54:31.147
6	1:17.366	+1.502	13:55:48.513
7	1:18.273	+2.409	13:57:06.786
8	1:18.624	+2.760	13:58:25.410
9	1:18.710	+2.846	13:59:44.120

MOTOCROSS A MENORCA *

3-MX3 y MX4

Mahon Poima 0,000 km

Clasificación final provisional MX3 y MX4



Posición	Nº	Nombre	Clase	R1.	R2.	Total puntos
MX3						
1	1	Jaime Mayrata Mascaro	MX3	25	25	50
MX4						
1	2	Juan Francisco Llado Roca	MX4	22	22	44
2	21	Cristobal Bosch Capó	MX4	25	18	43
3	6	Miquel Femenias Bover	MX4	15	25	40
4	22	Juan Jose Coll Pons	MX4	20	20	40
5	82	Rafael Bagur Marques	MX4	18	0	18
6	11	Pedro Navarro Gomez	MX4	16	0	16

Nombre

Nombre

R1. 3-MX3 y MX4 - 1º Manga

R2. 3-MX3 y MX4 - 2º Manga

MOTOCROSS A MENORCA *

Clasificado por mejor tiempo de vuelta

2-Aficionados

Mahon Poima 0,000 km

Entrenos cronometrados

25/10/2015 20:36

Clasificación

Posición	Nº	Nombre	Clase	Mejor Tm	Dif. resp. 1º	En Vuelta	Puntos
1	18	Hayden Sharratt	Aficionados	1:16.504	-	7	0
2	33	Pedro Mayarata Mascaro	Aficionados	1:16.597	+0.093	7	0
3	13	Antonio Bordoy Llado	Aficionados	1:18.640	+2.136	10	0
4	27	Guillem Roser LLiteras	Aficionados	1:19.107	+2.603	5	0
5	22	Carlos San Juan Sureda	Aficionados	1:20.371	+3.867	4	0
6	48	Francisco Miguel Ojeda Rodriguez	Aficionados	1:20.915	+4.411	1	0
7	51	Antonio Febrer Villalonga	Aficionados	1:22.851	+6.347	1	0
8	8	David Manuel Sanchez Crespo	Aficionados	1:24.013	+7.509	6	0
9	111	Nicolas Salas Piza	Aficionados	1:28.791	+12.287	1	0
10	4	Bartolome Serra Llinas	Aficionados	1:29.093	+12.589	1	0
11	0	Agustin Barragan Acuña	Aficionados	1:30.583	+14.079	1	0

MOTOCROSS A MENORCA ***Clasificado por mejor tiempo de vuelta**

2-Aficionados

Mahon Poima 0,000 km

Entrenos cronometrados

25/10/2015 20:36

Clasificación

Posición	Nº	Nombre	Clase	Mejor Tm	Dif. resp. 1º	En Vuelta	Puntos
1	18	Hayden Sharratt	Aficionados	1:16.504	-	7	0
2	33	Pedro Mayarata Mascaro	Aficionados	1:16.597	+0.093	7	0
3	13	Antonio Bordoy Llado	Aficionados	1:18.640	+2.136	10	0
4	27	Guillem Roser LLiteras	Aficionados	1:19.107	+2.603	5	0
5	22	Carlos San Juan Sureda	Aficionados	1:20.371	+3.867	4	0
6	48	Francisco Miguel Ojeda Rodriguez	Aficionados	1:20.915	+4.411	1	0
7	51	Antonio Febrer Villalonga	Aficionados	1:22.851	+6.347	1	0
8	8	David Manuel Sanchez Crespo	Aficionados	1:24.013	+7.509	6	0
9	111	Nicolas Salas Piza	Aficionados	1:28.791	+12.287	1	0
10	4	Bartolome Serra Llinas	Aficionados	1:29.093	+12.589	1	0
11	0	Agustin Barragan Acuña	Aficionados	1:30.583	+14.079	1	0

MOTOCROSS A MENORCA *

Clasificado por vueltas

2-Aficionados

Mahon Poima 0,000 km

1º Manga

25/10/2015 20:36

Carrera

Clasificación	Nº	Nombre	Vueltas	Dif. resp. 1º	Total Tº	Mejor Tm En Vuelta	Puntos
1	18	Hayden Sharratt	13	-	17:53.777	1:13.435	25
2	33	Pedro Mayarata Mascaró	13	+14.904	18:08.681	1:15.302	22
3	13	Antonio Bordoy Llado	13	+17.169	18:10.946	1:15.267	20
4	27	Guillem Roser LLiteras	13	+53.973	18:47.750	1:15.579	18
5	8	David Manuel Sanchez Crespo	13	+1:16.315	19:10.092	1:20.808	16
6	48	Francisco Miguel Ojeda Rodriguez	13	+1:16.904	19:10.681	1:18.731	15
7	51	Antonio Febrer Villalonga	13	+1:19.582	19:13.359	1:20.163	14
8	22	Carlos San Juan Sureda	12	1 Vuelta	18:38.459	1:22.527	13
9	111	Nicolas Salas Piza	12	+20.139	18:58.598	1:24.928	12
10	143	Agustin Barragan Acuña	10	3 Vueltas	18:09.944	1:25.245	11
No clasificado (75% = 10 Vueltas)							
NT	4	Bartolome Serra Llinas	9	-	14:40.527	1:20.183	0

Márgen de victoria	Velocidad media	Mejor tº de vuelta	Mejor Vel.	Mejor vuelta para
+14.904	-	1:13.435	-	[18] Hayden Sharratt

Impresos: 25/10/2015 12:50:18

Organizado a: Federacion Balear de Motociclismo

Jefe de cronometraje

Orbits 2

Director de Carrera

www.amb-it.com

www.mylaps.com

MOTOCROSS A MENORCA *

2-Aficionados

Mahon Poima 0,000 km

1º Manga

25/10/2015 20:36

Carrera

Vuelta	Tempo de vuelta	Dif. resp. 1º	Hora del día
(18) Hayden Sharratt			
1	1:19.860	+6.425	11:27:24.219
2	1:16.438	+3.003	11:28:40.657
3	1:18.555	+5.120	11:29:59.212
4	1:13.510	+0.075	11:31:12.722
5	1:13.435	-	11:32:26.157
6	1:13.452	+0.017	11:33:39.609
7	1:14.277	+0.842	11:34:53.886
8	1:15.391	+1.956	11:36:09.277
9	1:17.331	+3.896	11:37:26.608
10	1:16.960	+3.525	11:38:43.568
11	1:15.262	+1.827	11:39:58.830
12	1:26.863	+13.428	11:41:25.693
13	1:19.066	+5.631	11:42:44.759

Vuelta	Tempo de vuelta	Dif. resp. 1º	Hora del día
(33) Pedro Mayarata Mascaro			
1	1:15.302	-	11:27:12.749
2	1:16.463	+1.161	11:28:29.212
3	1:15.551	+0.249	11:29:44.763
4	1:16.918	+1.616	11:31:01.681
5	1:16.564	+1.262	11:32:18.245
6	1:17.633	+2.331	11:33:35.878
7	1:16.305	+1.003	11:34:52.183
8	1:16.340	+1.038	11:36:08.523
9	1:17.536	+2.234	11:37:26.059
10	1:32.623	+17.321	11:38:58.682
11	1:23.227	+7.925	11:40:21.909
12	1:19.730	+4.428	11:41:41.639
13	1:18.024	+2.722	11:42:59.663

Vuelta	Tempo de vuelta	Dif. resp. 1º	Hora del día
(13) Antonio Bordoy Llado			
1	1:15.595	+0.328	11:27:10.370
2	1:15.267	-	11:28:25.637
3	1:16.571	+1.304	11:29:42.208
4	1:16.830	+1.563	11:30:59.038
5	1:18.151	+2.884	11:32:17.189
6	1:16.998	+1.731	11:33:34.187
7	1:16.130	+0.863	11:34:50.317
8	1:17.173	+1.906	11:36:07.490
9	1:17.206	+1.939	11:37:24.696
10	1:16.959	+1.692	11:38:41.655
11	1:15.752	+0.485	11:39:57.407
12	1:44.704	+29.437	11:41:42.111
13	1:19.817	+4.550	11:43:01.928

Vuelta	Tempo de vuelta	Dif. resp. 1º	Hora del día
(27) Guillem Roser Lliteras			
1	1:16.426	+0.847	11:27:12.400
2	1:15.579	-	11:28:27.979
3	1:32.750	+17.171	11:30:00.729
4	1:23.340	+7.761	11:31:24.069
5	1:22.082	+6.503	11:32:46.151
6	1:21.400	+5.821	11:34:07.551
7	1:20.982	+5.403	11:35:28.533
8	1:19.494	+3.915	11:36:48.027
9	1:20.284	+4.705	11:38:08.311
10	1:22.095	+6.516	11:39:30.406
11	1:22.084	+6.505	11:40:52.490
12	1:23.083	+7.504	11:42:15.573
13	1:23.159	+7.580	11:43:38.732

Vuelta	Tempo de vuelta	Dif. resp. 1º	Hora del día
(8) David Manuel Sanchez Crespo			
1	1:23.870	+3.062	11:27:25.744
2	1:22.369	+1.561	11:28:48.113
3	1:20.808	-	11:30:08.921
4	1:21.464	+0.656	11:31:30.385

Vuelta	Tempo de vuelta	Dif. resp. 1º	Hora del día
5	1:21.213	+0.405	11:32:51.598
6	1:22.095	+1.287	11:34:13.693
7	1:23.694	+2.886	11:35:37.387
8	1:23.258	+2.450	11:37:00.645
9	1:24.196	+3.388	11:38:24.841
10	1:23.824	+3.016	11:39:48.665
11	1:25.016	+4.208	11:41:13.681
12	1:25.134	+4.326	11:42:38.815
13	1:22.259	+1.451	11:44:01.074

Vuelta	Tempo de vuelta	Dif. resp. 1º	Hora del día
(48) Francisco Miguel Ojeda Rodriguez			
1	1:19.428	+0.697	11:27:21.241
2	1:19.127	+0.396	11:28:40.368
3	1:18.731	-	11:29:59.099
4	1:20.769	+2.038	11:31:19.868
5	1:21.255	+2.524	11:32:41.123
6	1:22.507	+3.776	11:34:03.630
7	1:21.405	+2.674	11:35:25.035
8	1:20.920	+2.189	11:36:45.955
9	1:21.395	+2.664	11:38:07.350
10	1:21.381	+2.650	11:39:28.731
11	1:29.585	+10.854	11:40:58.316
12	1:40.860	+22.129	11:42:39.176
13	1:22.487	+3.756	11:44:01.663

Vuelta	Tempo de vuelta	Dif. resp. 1º	Hora del día
(51) Antonio Febrer Villalonga			
1	1:22.817	+2.654	11:27:29.176
2	1:20.465	+0.302	11:28:49.641
3	1:20.163	-	11:30:09.804
4	1:21.408	+1.245	11:31:31.212
5	1:22.264	+2.101	11:32:53.476
6	1:22.533	+2.370	11:34:16.009
7	1:23.990	+3.827	11:35:39.999
8	1:23.735	+3.572	11:37:03.734
9	1:25.779	+5.616	11:38:29.513
10	1:24.896	+4.733	11:39:54.409
11	1:23.494	+3.331	11:41:17.903
12	1:24.607	+4.444	11:42:42.510
13	1:21.831	+1.668	11:44:04.341

Vuelta	Tempo de vuelta	Dif. resp. 1º	Hora del día
(22) Carlos San Juan Sureda			
1	1:23.322	+0.795	11:27:23.808
2	1:57.274	+34.747	11:29:21.082
3	1:22.527	-	11:30:43.609
4	1:23.224	+0.697	11:32:06.833
5	1:24.558	+2.031	11:33:31.391
6	1:30.797	+8.270	11:35:02.188
7	1:22.801	+0.274	11:36:24.989
8	1:23.411	+0.884	11:37:48.400
9	1:23.192	+0.665	11:39:11.592
10	1:22.906	+0.379	11:40:34.498
11	1:26.210	+3.683	11:42:00.708
12	1:28.733	+6.206	11:43:29.441

Vuelta	Tempo de vuelta	Dif. resp. 1º	Hora del día
(111) Nicolas Salas Piza			
1	1:24.928	-	11:27:28.815
2	1:27.364	+2.436	11:28:56.179
3	1:26.980	+2.052	11:30:23.159
4	1:26.103	+1.175	11:31:49.262
5	1:28.504	+3.576	11:33:17.766
6	1:28.616	+3.688	11:34:46.382
7	1:31.643	+6.715	11:36:18.025
8	1:29.794	+4.866	11:37:47.819
9	1:30.321	+5.393	11:39:18.140
10	1:30.056	+5.128	11:40:48.196
11	1:30.226	+5.298	11:42:18.422

Vuelta	Tempo de vuelta	Dif. resp. 1º	Hora del día
(143) Agustín Barragan Acuña			
1	1:26.642	+1.397	11:28:58.740
2	1:25.245	-	11:30:23.985
3	1:31.363	+6.118	11:31:55.348
4	1:31.085	+5.840	11:33:26.433
5	1:35.543	+10.298	11:35:01.976
6	1:34.076	+8.831	11:36:36.052
7	1:37.463	+12.218	11:38:13.515
8	1:33.862	+8.617	11:39:47.377
9	1:37.588	+12.343	11:41:24.965
10	1:35.961	+10.716	11:43:00.926

Vuelta	Tempo de vuelta	Dif. resp. 1º	Hora del día
(4) Bartolome Serra Llinas			
1	1:30.465	+10.282	11:27:37.282
2	1:23.015	+2.832	11:29:00.297
3	1:21.494	+1.311	11:30:21.791
4	1:20.183	-	11:31:41.974
5	1:23.375	+3.192	11:33:05.349
6	1:41.641	+21.458	11:34:46.990
7	1:32.149	+11.966	11:36:19.139
8	1:46.881	+26.698	11:38:06.020
9	1:25.489	+5.306	11:39:31.509

MOTOCROSS A MENORCA *

Clasificado por vueltas

2-Aficionados

Mahon Poima 0,000 km

2º Manga

25/10/2015 20:36

Carrera

Clasificación	Nº	Nombre	Vueltas	Dif. resp. 1º	Total Tº	Mejor Tm En Vuelta	Puntos
1	33	Pedro Mayarata Mascaro	13	-	17:43.702	1:14.410	25
2	18	Hayden Sharratt	13	+3.187	17:46.889	1:15.402	22
3	48	Francisco Miguel Ojeda Rodriguez	13	+44.715	18:28.417	1:18.268	20
4	13	Antonio Bordoy Llado	13	+45.082	18:28.784	1:18.211	18
5	27	Guillem Roser LLiteras	13	+59.896	18:43.598	1:17.523	16
6	22	Carlos San Juan Sureda	13	+1:06.854	18:50.556	1:19.467	15
7	8	David Manuel Sanchez Crespo	13	+1:15.008	18:58.710	1:20.306	14
8	51	Antonio Febrer Villalonga	12	1 Vuelta	17:56.190	1:18.961	13
9	4	Bartolome Serra Llinas	12	+1:35.382	19:31.572	1:23.773	12
10	143	Agustin Barragan Acuña	11	2 Vueltas	18:58.002	1:33.608	11
No clasificado (75% = 10 Vueltas)							
NE	111	Nicolas Salas Piza	0	-	-:--	-:--	0

Márgen de victoria	Velocidad media	Mejor tº de vuelta	Mejor Vel.	Mejor vuelta para
+3.187	-	1:14.410	-	[33] Pedro Mayarata Mascaro

Impresos: 25/10/2015 17:59:05

Organizado a: Federacion Balear de Motociclismo

Jefe de cronometraje

Orbits 2

Director de Carrera

www.amb-it.com

www.mylaps.com

MOTOCROSS A MENORCA *

2-Aficionados

Mahon Poima 0,000 km

2º Manga

25/10/2015 20:36

Carrera

	Vuelta	mpo de vuelta	Dif. resp. 1º	Hora del día
(33) Pedro Mayarata Mascaro				
1	1:15.617		+1.207	13:26:25.275
2	1:14.410		-	13:27:39.685
3	1:15.756		+1.346	13:28:55.441
4	1:15.246		+0.836	13:30:10.687
5	1:16.781		+2.371	13:31:27.468
6	1:17.139		+2.729	13:32:44.607
7	1:18.863		+4.453	13:34:03.470
8	1:19.716		+5.306	13:35:23.186
9	1:18.652		+4.242	13:36:41.838
10	1:18.284		+3.874	13:38:00.122
11	1:17.018		+2.608	13:39:17.140
12	1:16.756		+2.346	13:40:33.896
13	1:17.996		+3.586	13:41:51.892

	Vuelta	mpo de vuelta	Dif. resp. 1º	Hora del día
(18) Hayden Sharratt				
1	1:18.096		+2.694	13:26:34.128
2	1:16.780		+1.378	13:27:50.908
3	1:17.744		+2.342	13:29:08.652
4	1:19.508		+4.106	13:30:28.160
5	1:16.059		+0.657	13:31:44.219
6	1:15.540		+0.138	13:32:59.759
7	1:17.106		+1.704	13:34:16.865
8	1:15.522		+0.120	13:35:32.387
9	1:16.233		+0.831	13:36:48.620
10	1:15.525		+0.123	13:38:04.145
11	1:15.402		-	13:39:19.547
12	1:16.226		+0.824	13:40:35.773
13	1:19.306		+3.904	13:41:55.079

	Vuelta	mpo de vuelta	Dif. resp. 1º	Hora del día
(48) Francisco Miguel Ojeda Rodriguez				
1	1:18.268		-	13:26:30.355
2	1:18.916		+0.648	13:27:49.271
3	1:18.646		+0.378	13:29:07.917
4	1:20.974		+2.706	13:30:28.891
5	1:20.569		+2.301	13:31:49.460
6	1:20.011		+1.743	13:33:09.471
7	1:19.701		+1.433	13:34:29.172
8	1:20.128		+1.860	13:35:49.300
9	1:21.146		+2.878	13:37:10.446
10	1:22.104		+3.836	13:38:32.550
11	1:22.482		+4.214	13:39:55.032
12	1:21.254		+2.986	13:41:16.286
13	1:20.321		+2.053	13:42:36.607

	Vuelta	mpo de vuelta	Dif. resp. 1º	Hora del día
(13) Antonio Bordoy Llado				
1	1:18.211		-	13:26:30.934
2	1:19.135		+0.924	13:27:50.069
3	1:19.292		+1.081	13:29:09.361
4	1:20.004		+1.793	13:30:29.365
5	1:21.394		+3.183	13:31:50.759
6	1:19.711		+1.500	13:33:10.470
7	1:19.829		+1.618	13:34:30.299
8	1:19.516		+1.305	13:35:49.815
9	1:21.555		+3.344	13:37:11.370
10	1:23.574		+5.363	13:38:34.944
11	1:20.410		+2.199	13:39:55.354
12	1:21.666		+3.455	13:41:17.020
13	1:19.954		+1.743	13:42:36.974

	Vuelta	mpo de vuelta	Dif. resp. 1º	Hora del día
(27) Guillem Roser Lliteras				
1	1:17.523		-	13:26:26.892
2	1:19.059		+1.536	13:27:45.951
3	1:21.050		+3.527	13:29:07.001
4	1:20.801		+3.278	13:30:27.802

	Vuelta	mpo de vuelta	Dif. resp. 1º	Hora del día
5	1:21.241		+3.718	13:31:49.043
6	1:24.631		+7.108	13:33:13.674
7	1:23.594		+6.071	13:34:37.268
8	1:23.390		+5.867	13:36:00.658
9	1:23.627		+6.104	13:37:24.285
10	1:21.401		+3.878	13:38:45.686
11	1:20.681		+3.158	13:40:06.367
12	1:22.945		+5.422	13:41:29.312
13	1:22.476		+4.953	13:42:51.788

	Vuelta	mpo de vuelta	Dif. resp. 1º	Hora del día
(22) Carlos San Juan Sureda				
1	1:20.676		+1.209	13:26:35.473
2	1:20.008		+0.541	13:27:55.481
3	1:19.570		+0.103	13:29:15.051
4	1:19.467		-	13:30:34.518
5	1:19.685		+0.218	13:31:54.203
6	1:21.414		+1.947	13:33:15.617
7	1:22.760		+3.293	13:34:38.377
8	1:23.797		+4.330	13:36:02.174
9	1:22.535		+3.068	13:37:24.709
10	1:22.902		+3.435	13:38:47.611
11	1:22.400		+2.933	13:40:10.011
12	1:24.058		+4.591	13:41:34.069
13	1:24.677		+5.210	13:42:58.746

	Vuelta	mpo de vuelta	Dif. resp. 1º	Hora del día
(8) David Manuel Sanchez Crespo				
1	1:22.388		+2.082	13:26:40.733
2	1:20.306		-	13:28:01.039
3	1:21.266		+0.960	13:29:22.305
4	1:20.490		+0.184	13:30:42.795
5	1:20.543		+0.237	13:32:03.338
6	1:21.553		+1.247	13:33:24.891
7	1:20.762		+0.456	13:34:45.653
8	1:22.095		+1.789	13:36:07.748
9	1:21.659		+1.353	13:37:29.407
10	1:26.287		+5.981	13:38:55.694
11	1:24.717		+4.411	13:40:20.411
12	1:22.266		+1.960	13:41:42.677
13	1:24.223		+3.917	13:43:06.900

	Vuelta	mpo de vuelta	Dif. resp. 1º	Hora del día
(51) Antonio Febrer Villalonga				
1	1:22.347		+3.386	13:26:37.936
2	1:18.961		-	13:27:56.897
3	1:20.838		+1.877	13:29:17.735
4	1:20.239		+1.278	13:30:37.974
5	1:19.902		+0.941	13:31:57.876
6	1:20.041		+1.080	13:33:17.917
7	1:21.442		+2.481	13:34:39.359
8	1:22.116		+3.155	13:36:01.475
9	1:21.959		+2.998	13:37:23.434
10	1:20.877		+1.916	13:38:44.311
11	1:56.845		+37.884	13:40:41.156
12	1:23.224		+4.263	13:42:04.380

	Vuelta	mpo de vuelta	Dif. resp. 1º	Hora del día
(4) Bartolome Serra Llinas				
1	1:25.989		+2.216	13:26:48.628
2	1:24.779		+1.006	13:28:13.407
3	1:23.773		-	13:29:37.180
4	1:37.639		+13.866	13:31:14.819
5	1:30.862		+7.089	13:32:45.681
6	1:24.666		+0.893	13:34:10.347
7	1:33.060		+9.287	13:35:43.407
8	1:25.133		+1.360	13:37:08.540
9	1:33.984		+10.211	13:38:42.524
10	1:38.507		+14.734	13:40:21.031
11	1:28.770		+4.997	13:41:49.801

MOTOCROSS A MENORCA *

2-Aficionados

Mahon Poima 0,000 km

Clasificación final provisional AFICIONADOS

Posición	Nº	Nombre	Clase	R1.	R2.	Total puntos
1	33	Pedro Mayarata Mascaró	Aficionados	22	25	47
2	18	Hayden Sharratt	Aficionados	25	22	47
3	13	Antonio Bordoy Llado	Aficionados	20	18	38
4	48	Francisco Miguel Ojeda Rodríguez	Aficionados	15	20	35
5	27	Guillem Roser LLiteras	Aficionados	18	16	34
6	8	David Manuel Sanchez Crespo	Aficionados	16	14	30
7	22	Carlos San Juan Sureda	Aficionados	13	15	28
8	51	Antonio Febrer Villalonga	Aficionados	14	13	27
9	143	Agustín Barragan Acuña	Aficionados	11	11	22
10	4	Bartolome Serra Llinas	Aficionados	0	12	12
11	111	Nicolas Salas Piza	Aficionados	12	0	12

Nombre

Nombre

R1. 2-Aficionados - 1º Manga

R2. 2-Aficionados - 2º Manga