

COPA 80 CRITERIUM Y 125 PREMOTO4

circuit mallorca 0.000 km

Entrenos Cronometrados 1

05/17/15 10:33

Clasificación

| Posición | Nº | Nombre | Clase | Mejor Tm f. resp. 1º | Mejor Vel. n Vuelta |
|----------|----|-------------------------------|-------------------|----------------------|---------------------|
| 1 | 3 | Diego Perez Zuasti | Copa 80 Criterium | 48.499 - | - 10 |
| 2 | 34 | Kevin Donoso Alcedo | Copa 80 Criterium | 48.624 +0.125 | - 9 |
| 3 | 31 | Toni Ramon Real | Copa 80 Criterium | 51.476 +2.977 | - 10 |
| 4 | 9 | Tomás Aguilera Oliver | COPA 125 PREMOTO4 | 51.806 +3.307 | - 10 |
| 5 | 44 | antonio truyols amer | Copa 80 Criterium | 52.604 +4.105 | - 10 |
| 6 | 39 | Miquel Gamarra Ribas | COPA 125 PREMOTO4 | 54.020 +5.521 | - 9 |
| 7 | 21 | Jordi Font Cordero | COPA 125 PREMOTO4 | 55.375 +6.876 | - 7 |
| 8 | 92 | Javier Ruiz Pablos | Copa 80 Criterium | 59.976 +11.477 | - 4 |
| 9 | 88 | Miguel Angel Sastre Martorell | Copa 80 Criterium | 1:00.233 +11.734 | - 3 |
| 10 | 11 | Jose Luis Perez Gonzalez | Copa 80 Criterium | 1:07.802 +19.303 | - 2 |

COPA 80 CRITERIUM Y 125 PREMOTO4

circuit mallorca 0,000 km

Entrenos Cronometrados 2


17/05/2015 10:38

Clasificación

| Posición | Nº | Nombre | Clase | Mejor Tm f. resp. 1º | Mejor Vel. n Vuelta |
|----------|----|-------------------------------|-------------------|----------------------|---------------------|
| 1 | 3 | Diego Perez Zuasti | Copa 80 Criterium | 47.369 - | - 8 |
| 2 | 34 | Kevin Donoso Alcedo | Copa 80 Criterium | 47.435 +0.066 | - 4 |
| 3 | 31 | Toni Ramon Real | Copa 80 Criterium | 50.564 +3.195 | - 8 |
| 4 | 9 | Tomás Aguilera Oliver | COPA 125 PREMOTO4 | 51.461 +4.092 | - 11 |
| 5 | 39 | Miquel Gamarra Ribas | COPA 125 PREMOTO4 | 52.328 +4.959 | - 8 |
| 6 | 21 | Jordi Font Cordero | COPA 125 PREMOTO4 | 52.706 +5.337 | - 10 |
| 7 | 44 | antonio truyols amer | Copa 80 Criterium | 53.729 +6.360 | - 3 |
| 8 | 92 | Javier Ruiz Pablos | Copa 80 Criterium | 55.257 +7.888 | - 9 |
| 9 | 11 | Jose Luis Perez Gonzalez | Copa 80 Criterium | -.-.- | - 0 |
| 10 | 88 | Miguel Angel Sastre Martorell | Copa 80 Criterium | -.-.- | - 0 |

MINIVELOCIDAD TROFEO MC MURO**COPA 80 CRITERIUM Y 125 PREMOTO4**

circuit mallorca 0,000 km

PARRILLA DE SALIDA

| posición | Nº | Nombre | Clase | R1. Mejor Tm | R2. Mejor Tm | Mejor Tº total |
|-----------------|-----------|-------------------------------|-------------------|---------------------|---------------------|-----------------------|
| 1 | 3 | Diego Perez Zuasti | Copa 80 Criterium | 48.499 | 47.369 | 47.369 |
| 2 | 34 | Kevin Donoso Alcedo | Copa 80 Criterium | 48.624 | 47.435 | 47.435 |
| 3 | 31 | Toni Ramon Real | Copa 80 Criterium | 51.476 | 50.564 | 50.564 |
| 4 | 9 | Tomás Aguilera Oliver | COPA 125 PREMOTO4 | 51.806 | 51.461 | 51.461 |
| 5 | 39 | Miquel Gamarra Ribas | COPA 125 PREMOTO4 | 54.020 | 52.328 | 52.328 |
| 6 | 44 | antonio truyols amer | Copa 80 Criterium | 52.604 | 53.729 | 52.604 |
| 7 | 21 | Jordi Font Cordero | COPA 125 PREMOTO4 | 55.375 | 52.706 | 52.706 |
| 8 | 92 | Javier Ruiz Pablos | Copa 80 Criterium | 59.976 | 55.257 | 55.257 |
| 9 | 88 | Miguel Angel Sastre Martorell | Copa 80 Criterium | 1:00.233 | -:-- | 1:00.233 |
| 10 | 11 | Jose Luis Perez Gonzalez | Copa 80 Criterium | 1:07.802 | -:-- | 1:07.802 |

Nombre

Nombre

R1. COPA 80 CRITERIUM Y 125 PREMOTO4 - Entrenos Cronometrados 1
R2. COPA 80 CRITERIUM Y 125 PREMOTO4 - Entrenos Cronometrados 2**Impresos: 18/05/2015 9:12:48****Licenciado a: Federacion Balear de Motociclismo****Jefe de cronometraje**
Director de Carrera**Orbits 2**
www.amb-it.com
www.mylaps.com

MINIVELOCIDAD TROFEO MC MURO
Clasificado por vueltas
COPA 80 CRITERIUM Y 125 PREMOTO4

circuit mallorca 0,000 km

1º Manga

17/05/2015 10:38

Carrera

| Posición | Nº | Nombre | Clase | Vueltas | Dif. resp. 1º | Total Tº | Mejor Tm |
|--------------------------|----|-------------------------------|-------------------|-----------|---------------|------------------|---------------|
| COPA 125 PREMOTO4 | | | | | | | |
| 1 | 9 | Tomás Aguilera Oliver | COPA 125 PREMC | 13 | - | 12:02.723 | 51.091 |
| 2 | 39 | Miquel Gamarra Ribas | COPA 125 PREMC | 13 | +14.774 | 12:17.497 | 51.657 |
| NT | 21 | Jordi Font Cordero | COPA 125 PREMC | 4 | - | 4:34.676 | 53.773 |
| Copa 80 Criterium | | | | | | | |
| 1 | 34 | Kevin Donoso Alcedo | Copa 80 Criteriur | 14 | - | 12:00.826 | 47.007 |
| 2 | 31 | Toni Ramon Real | Copa 80 Criteriur | 14 | +38.474 | 12:39.300 | 50.218 |
| 3 | 44 | antonio truyols amer | Copa 80 Criteriur | 13 | 1 Vuelta | 12:06.136 | 50.796 |
| 4 | 92 | Javier Ruiz Pablos | Copa 80 Criteriur | 13 | +47.936 | 12:54.072 | 54.422 |
| 5 | 88 | Miguel Angel Sastre Martorell | Copa 80 Criteriur | 12 | 2 Vueltas | 12:12.555 | 54.796 |
| NT | 3 | Diego Perez Zuasti | Copa 80 Criteriur | 3 | - | 3:07.812 | 46.941 |
| NE | 11 | Jose Luis Perez Gonzalez | Copa 80 Criteriur | 0 | - | -.-.- | -.-.- |

| Márgen de victoria | Velocidad media | Mejor tº de vuelta | Mejor Vel. | Mejor vuelta para |
|--------------------|-----------------|--------------------|------------|--------------------------|
| +38.474 | - | 47.007 | - | [34] Kevin Donoso Alcedo |

Impresos: 18/05/2015 8:37:42
Licenciado a: Federacion Balear de Motociclismo
Jefe de cronometraje
Orbits 2
Director de Carrera
www.amb-it.com
www.mylaps.com

MINIVELOCIDAD TROFEO MC MURO

COPA 80 CRITERIUM Y 125 PREMOTO4

circuit mallorca 0,000 km

1º Manga

17/05/2015 10:38

Carrera

| Vuelta | Tempo de vuelta | Dif. resp. 1º | Hora del día |
|---------------------------------|-----------------|---------------|--------------|
| (34) Kevin Donoso Alcedo | | | |
| 1 | 47.267 | +0.260 | 12:22:20.342 |
| 2 | 47.007 | - | 12:23:07.349 |
| 3 | 47.374 | +0.367 | 12:23:54.723 |
| 4 | 48.676 | +1.669 | 12:24:43.399 |
| 5 | 47.899 | +0.892 | 12:25:31.298 |
| 6 | 48.133 | +1.126 | 12:26:19.431 |
| 7 | 48.350 | +1.343 | 12:27:07.781 |
| 8 | 47.733 | +0.726 | 12:27:55.514 |
| 9 | 48.635 | +1.628 | 12:28:44.149 |
| 10 | 48.109 | +1.102 | 12:29:32.258 |
| 11 | 48.314 | +1.307 | 12:30:20.572 |
| 12 | 48.450 | +1.443 | 12:31:09.022 |
| 13 | 50.025 | +3.018 | 12:31:59.047 |
| 14 | 48.916 | +1.909 | 12:32:47.963 |

| Vuelta | Tempo de vuelta | Dif. resp. 1º | Hora del día |
|-----------------------------|-----------------|---------------|--------------|
| (31) Toni Ramon Real | | | |
| 1 | 50.429 | +0.211 | 12:22:26.690 |
| 2 | 50.426 | +0.208 | 12:23:17.116 |
| 3 | 50.344 | +0.126 | 12:24:07.460 |
| 4 | 50.727 | +0.509 | 12:24:58.187 |
| 5 | 50.476 | +0.258 | 12:25:48.663 |
| 6 | 50.218 | - | 12:26:38.881 |
| 7 | 50.555 | +0.337 | 12:27:29.436 |
| 8 | 50.706 | +0.488 | 12:28:20.142 |
| 9 | 50.871 | +0.653 | 12:29:11.013 |
| 10 | 51.274 | +1.056 | 12:30:02.287 |
| 11 | 50.675 | +0.457 | 12:30:52.962 |
| 12 | 50.768 | +0.550 | 12:31:43.730 |
| 13 | 51.497 | +1.279 | 12:32:35.227 |
| 14 | 51.210 | +0.992 | 12:33:26.437 |

| Vuelta | Tempo de vuelta | Dif. resp. 1º | Hora del día |
|----------------------------------|-----------------|---------------|--------------|
| (9) Tomás Aguilera Oliver | | | |
| 1 | 51.751 | +0.660 | 12:22:32.155 |
| 2 | 51.425 | +0.334 | 12:23:23.580 |
| 3 | 51.573 | +0.482 | 12:24:15.153 |
| 4 | 51.395 | +0.304 | 12:25:06.548 |
| 5 | 51.091 | - | 12:25:57.639 |
| 6 | 51.370 | +0.279 | 12:26:49.009 |
| 7 | 51.165 | +0.074 | 12:27:40.174 |
| 8 | 51.921 | +0.830 | 12:28:32.095 |
| 9 | 51.583 | +0.492 | 12:29:23.678 |
| 10 | 51.437 | +0.346 | 12:30:15.115 |
| 11 | 51.515 | +0.424 | 12:31:06.630 |
| 12 | 51.704 | +0.613 | 12:31:58.334 |
| 13 | 51.526 | +0.435 | 12:32:49.860 |

| Vuelta | Tempo de vuelta | Dif. resp. 1º | Hora del día |
|----------------------------------|-----------------|---------------|--------------|
| (44) antonio truyols amer | | | |
| 1 | 51.827 | +1.031 | 12:22:29.383 |
| 2 | 51.121 | +0.325 | 12:23:20.504 |
| 3 | 51.696 | +0.900 | 12:24:12.200 |
| 4 | 51.282 | +0.486 | 12:25:03.482 |
| 5 | 51.141 | +0.345 | 12:25:54.623 |
| 6 | 51.742 | +0.946 | 12:26:46.365 |
| 7 | 50.796 | - | 12:27:37.161 |
| 8 | 51.520 | +0.724 | 12:28:28.681 |
| 9 | 51.936 | +1.140 | 12:29:20.617 |
| 10 | 53.345 | +2.549 | 12:30:13.962 |
| 11 | 52.911 | +2.115 | 12:31:06.873 |
| 12 | 53.106 | +2.310 | 12:31:59.979 |

| Vuelta | Tempo de vuelta | Dif. resp. 1º | Hora del día |
|----------------------------------|-----------------|---------------|--------------|
| 13 | 53.294 | +2.498 | 12:32:53.273 |
| (39) Miquel Gamarra Ribas | | | |
| 1 | 54.658 | +3.001 | 12:22:37.236 |
| 2 | 53.206 | +1.549 | 12:23:30.442 |
| 3 | 53.872 | +2.215 | 12:24:24.314 |
| 4 | 52.622 | +0.965 | 12:25:16.936 |
| 5 | 52.170 | +0.513 | 12:26:09.106 |
| 6 | 51.826 | +0.169 | 12:27:00.932 |
| 7 | 51.675 | +0.018 | 12:27:52.607 |
| 8 | 51.657 | - | 12:28:44.264 |
| 9 | 51.877 | +0.220 | 12:29:36.141 |
| 10 | 52.158 | +0.501 | 12:30:28.299 |
| 11 | 52.187 | +0.530 | 12:31:20.486 |
| 12 | 52.111 | +0.454 | 12:32:12.597 |
| 13 | 52.037 | +0.380 | 12:33:04.634 |

| Vuelta | Tempo de vuelta | Dif. resp. 1º | Hora del día |
|--------------------------------|-----------------|---------------|--------------|
| (92) Javier Ruiz Pablos | | | |
| 1 | 55.127 | +0.705 | 12:22:36.643 |
| 2 | 55.450 | +1.028 | 12:23:32.093 |
| 3 | 56.070 | +1.648 | 12:24:28.163 |
| 4 | 54.932 | +0.510 | 12:25:23.095 |
| 5 | 56.033 | +1.611 | 12:26:19.128 |
| 6 | 54.753 | +0.331 | 12:27:13.881 |
| 7 | 54.422 | - | 12:28:08.303 |
| 8 | 56.271 | +1.849 | 12:29:04.574 |
| 9 | 54.740 | +0.318 | 12:29:59.314 |
| 10 | 55.597 | +1.175 | 12:30:54.911 |
| 11 | 54.913 | +0.491 | 12:31:49.824 |
| 12 | 55.695 | +1.273 | 12:32:45.519 |
| 13 | 55.690 | +1.268 | 12:33:41.209 |

| Vuelta | Tempo de vuelta | Dif. resp. 1º | Hora del día |
|---|-----------------|---------------|--------------|
| (88) Miguel Angel Sastre Martorell | | | |
| 1 | 58.854 | +4.058 | 12:22:44.226 |
| 2 | 57.524 | +2.728 | 12:23:41.750 |
| 3 | 57.042 | +2.246 | 12:24:38.792 |
| 4 | 56.902 | +2.106 | 12:25:35.694 |
| 5 | 55.679 | +0.883 | 12:26:31.373 |
| 6 | 55.772 | +0.976 | 12:27:27.145 |
| 7 | 55.724 | +0.928 | 12:28:22.869 |
| 8 | 54.796 | - | 12:29:17.665 |
| 9 | 55.724 | +0.928 | 12:30:13.389 |
| 10 | 55.474 | +0.678 | 12:31:08.863 |
| 11 | 55.252 | +0.456 | 12:32:04.115 |
| 12 | 55.577 | +0.781 | 12:32:59.692 |

| Vuelta | Tempo de vuelta | Dif. resp. 1º | Hora del día |
|--------------------------------|-----------------|---------------|--------------|
| (21) Jordi Font Cordero | | | |
| 1 | 53.949 | +0.176 | 12:22:36.125 |
| 2 | 53.773 | - | 12:23:29.898 |
| 3 | 54.383 | +0.610 | 12:24:24.281 |
| 4 | 57.532 | +3.759 | 12:25:21.813 |

| Vuelta | Tempo de vuelta | Dif. resp. 1º | Hora del día |
|-------------------------------|-----------------|---------------|--------------|
| (3) Diego Perez Zuasti | | | |
| 1 | 47.305 | +0.364 | 12:22:20.930 |
| 2 | 46.941 | - | 12:23:07.871 |
| 3 | 47.078 | +0.137 | 12:23:54.949 |

Impresos: 18/05/2015 8:38:19

Licenciado a: Federacion Balear de Motociclismo

Jefe de cronometraje

Director de Carrera

Orbits 2

www.amb-it.com

www.mylaps.com

MINIVELOCIDAD TROFEO MC MURO
Clasificado por vueltas
COPA 80 CRITERIUM Y 125 PREMOTO4

circuit mallorca 0,000 km

2º Manga

17/05/2015 10:39

Carrera

| Posición | Nº | Nombre | Clase | Vueltas | Dif. resp. 1º | Total Tº | Mejor Tm |
|--------------------------|----|-------------------------------|-------------------|---------|---------------|-----------|----------|
| COPA 125 PREMOTO4 | | | | | | | |
| 1 | 9 | Tomás Aguilera Oliver | COPA 125 PREMC | 13 | - | 12:08.304 | 51.363 |
| 2 | 39 | Miquel Gamarra Ribas | COPA 125 PREMC | 13 | +10.268 | 12:18.572 | 51.408 |
| 3 | 21 | Jordi Font Cordero | COPA 125 PREMC | 13 | +17.942 | 12:26.246 | 52.621 |
| Copa 80 Criterium | | | | | | | |
| 1 | 3 | Diego Perez Zuasti | Copa 80 Criteriur | 14 | - | 11:58.383 | 47.032 |
| 2 | 34 | Kevin Donoso Alcedo | Copa 80 Criteriur | 14 | +28.486 | 12:26.869 | 47.082 |
| 3 | 31 | Toni Ramon Real | Copa 80 Criteriur | 14 | +35.118 | 12:33.501 | 49.765 |
| 4 | 44 | antonio truyols amer | Copa 80 Criteriur | 14 | +44.663 | 12:43.046 | 50.281 |
| 5 | 88 | Miguel Angel Sastre Martorell | Copa 80 Criteriur | 12 | 2 Vueltas | 12:05.275 | 54.865 |
| 6 | 92 | Javier Ruiz Pablos | Copa 80 Criteriur | 12 | +6.370 | 12:11.645 | 55.386 |
| NE | 11 | Jose Luis Perez Gonzalez | Copa 80 Criteriur | 0 | - | -.--- | -.--- |

| Márgen de victoria | Velocidad media | Mejor tº de vuelta | Mejor Vel. | Mejor vuelta para |
|--------------------|-----------------|--------------------|------------|------------------------|
| +28.486 | - | 47.032 | - | [3] Diego Perez Zuasti |

Impresos: 18/05/2015 8:38:54

Licenciado a: Federacion Balear de Motociclismo

 Jefe de cronometraje
 Director de Carrera

 Orbits 2
www.amb-it.com
www.mylaps.com

MINIVELOCIDAD TROFEO MC MURO

COPA 80 CRITERIUM Y 125 PREMOTO4

circuit mallorca 0,000 km

2º Manga

17/05/2015 10:39

Carrera

Vuelta :mpo de vuelta Dif. resp. 1º Hora del día

(3) Diego Perez Zuasti

| Vuelta | mpo de vuelta | Dif. resp. 1º | Hora del día |
|--------|---------------|---------------|--------------|
| 1 | 47.573 | +0.541 | 13:52:55.045 |
| 2 | 47.459 | +0.427 | 13:53:42.504 |
| 3 | 47.203 | +0.171 | 13:54:29.707 |
| 4 | 47.221 | +0.189 | 13:55:16.928 |
| 5 | 48.119 | +1.087 | 13:56:05.047 |
| 6 | 47.654 | +0.622 | 13:56:52.701 |
| 7 | 47.433 | +0.401 | 13:57:40.134 |
| 8 | 47.032 | - | 13:58:27.166 |
| 9 | 48.595 | +1.563 | 13:59:15.761 |
| 10 | 47.626 | +0.594 | 14:00:03.387 |
| 11 | 48.014 | +0.982 | 14:00:51.401 |
| 12 | 47.545 | +0.513 | 14:01:38.946 |
| 13 | 48.658 | +1.626 | 14:02:27.604 |
| 14 | 49.625 | +2.593 | 14:03:17.229 |

(34) Kevin Donoso Alcedo

| Vuelta | mpo de vuelta | Dif. resp. 1º | Hora del día |
|--------|-----------------|---------------|--------------|
| 1 | 47.417 | +0.335 | 13:52:55.642 |
| 2 | 47.082 | - | 13:53:42.724 |
| 3 | 47.304 | +0.222 | 13:54:30.028 |
| 4 | 47.186 | +0.104 | 13:55:17.214 |
| 5 | 47.978 | +0.896 | 13:56:05.192 |
| 6 | 47.794 | +0.712 | 13:56:52.986 |
| 7 | 47.395 | +0.313 | 13:57:40.381 |
| 8 | 47.225 | +0.143 | 13:58:27.606 |
| 9 | 1:03.108 | +16.026 | 13:59:30.714 |
| 10 | 54.149 | +7.067 | 14:00:24.863 |
| 11 | 52.378 | +5.296 | 14:01:17.241 |
| 12 | 49.823 | +2.741 | 14:02:07.064 |
| 13 | 48.914 | +1.832 | 14:02:55.978 |
| 14 | 49.737 | +2.655 | 14:03:45.715 |

(31) Toni Ramon Real

| Vuelta | mpo de vuelta | Dif. resp. 1º | Hora del día |
|--------|---------------|---------------|--------------|
| 1 | 50.594 | +0.829 | 13:53:00.826 |
| 2 | 49.765 | - | 13:53:50.591 |
| 3 | 49.950 | +0.185 | 13:54:40.541 |
| 4 | 50.005 | +0.240 | 13:55:30.546 |
| 5 | 49.965 | +0.200 | 13:56:20.511 |
| 6 | 50.182 | +0.417 | 13:57:10.693 |
| 7 | 50.352 | +0.587 | 13:58:01.045 |
| 8 | 50.422 | +0.657 | 13:58:51.467 |
| 9 | 50.346 | +0.581 | 13:59:41.813 |
| 10 | 50.426 | +0.661 | 14:00:32.239 |
| 11 | 50.357 | +0.592 | 14:01:22.596 |
| 12 | 49.783 | +0.018 | 14:02:12.379 |
| 13 | 49.790 | +0.025 | 14:03:02.169 |
| 14 | 50.178 | +0.413 | 14:03:52.347 |

(44) antonio truyols amer

| Vuelta | mpo de vuelta | Dif. resp. 1º | Hora del día |
|--------|---------------|---------------|--------------|
| 1 | 50.281 | - | 13:53:01.016 |
| 2 | 50.696 | +0.415 | 13:53:51.712 |
| 3 | 51.006 | +0.725 | 13:54:42.718 |
| 4 | 50.410 | +0.129 | 13:55:33.128 |
| 5 | 51.366 | +1.085 | 13:56:24.494 |
| 6 | 50.912 | +0.631 | 13:57:15.406 |
| 7 | 51.098 | +0.817 | 13:58:06.504 |
| 8 | 50.953 | +0.672 | 13:58:57.457 |
| 9 | 50.648 | +0.367 | 13:59:48.105 |
| 10 | 51.142 | +0.861 | 14:00:39.247 |
| 11 | 50.786 | +0.505 | 14:01:30.033 |

Vuelta :mpo de vuelta Dif. resp. 1º Hora del día

| | | | |
|----|---------------|--------|--------------|
| 12 | 50.521 | +0.240 | 14:02:20.554 |
| 13 | 50.377 | +0.096 | 14:03:10.931 |
| 14 | 50.961 | +0.680 | 14:04:01.892 |

(9) Tomás Aguilera Oliver

| Vuelta | mpo de vuelta | Dif. resp. 1º | Hora del día |
|--------|---------------|---------------|--------------|
| 1 | 51.501 | +0.138 | 13:53:03.410 |
| 2 | 51.363 | - | 13:53:54.773 |
| 3 | 51.876 | +0.513 | 13:54:46.649 |
| 4 | 51.596 | +0.233 | 13:55:38.245 |
| 5 | 52.839 | +1.476 | 13:56:31.084 |
| 6 | 51.682 | +0.319 | 13:57:22.766 |
| 7 | 52.238 | +0.875 | 13:58:15.004 |
| 8 | 52.048 | +0.685 | 13:59:07.052 |
| 9 | 52.003 | +0.640 | 13:59:59.055 |
| 10 | 53.069 | +1.706 | 14:00:52.124 |
| 11 | 51.470 | +0.107 | 14:01:43.594 |
| 12 | 51.528 | +0.165 | 14:02:35.122 |
| 13 | 52.028 | +0.665 | 14:03:27.150 |

(39) Miquel Gamarra Ribas

| Vuelta | mpo de vuelta | Dif. resp. 1º | Hora del día |
|--------|---------------|---------------|--------------|
| 1 | 54.142 | +2.734 | 13:53:09.632 |
| 2 | 52.749 | +1.341 | 13:54:02.381 |
| 3 | 52.969 | +1.561 | 13:54:55.350 |
| 4 | 53.093 | +1.685 | 13:55:48.443 |
| 5 | 52.732 | +1.324 | 13:56:41.175 |
| 6 | 52.847 | +1.439 | 13:57:34.022 |
| 7 | 52.693 | +1.285 | 13:58:26.715 |
| 8 | 52.240 | +0.832 | 13:59:18.955 |
| 9 | 51.604 | +0.196 | 14:00:10.559 |
| 10 | 51.633 | +0.225 | 14:01:02.192 |
| 11 | 51.810 | +0.402 | 14:01:54.002 |
| 12 | 51.408 | - | 14:02:45.410 |
| 13 | 52.008 | +0.600 | 14:03:37.418 |

(21) Jordi Font Cordero

| Vuelta | mpo de vuelta | Dif. resp. 1º | Hora del día |
|--------|---------------|---------------|--------------|
| 1 | 53.932 | +1.311 | 13:53:09.026 |
| 2 | 53.174 | +0.553 | 13:54:02.200 |
| 3 | 52.954 | +0.333 | 13:54:55.154 |
| 4 | 52.858 | +0.237 | 13:55:48.012 |
| 5 | 52.883 | +0.262 | 13:56:40.895 |
| 6 | 52.945 | +0.324 | 13:57:33.840 |
| 7 | 52.621 | - | 13:58:26.461 |
| 8 | 53.475 | +0.854 | 13:59:19.936 |
| 9 | 52.869 | +0.248 | 14:00:12.805 |
| 10 | 53.130 | +0.509 | 14:01:05.935 |
| 11 | 53.245 | +0.624 | 14:01:59.180 |
| 12 | 53.194 | +0.573 | 14:02:52.374 |
| 13 | 52.718 | +0.097 | 14:03:45.092 |

(88) Miguel Angel Sastre Martorell

| Vuelta | mpo de vuelta | Dif. resp. 1º | Hora del día |
|--------|---------------|---------------|--------------|
| 1 | 55.127 | +0.262 | 13:53:12.137 |
| 2 | 54.979 | +0.114 | 13:54:07.116 |
| 3 | 54.865 | - | 13:55:01.981 |
| 4 | 55.267 | +0.402 | 13:55:57.248 |
| 5 | 55.161 | +0.296 | 13:56:52.409 |
| 6 | 55.945 | +1.080 | 13:57:48.354 |
| 7 | 55.586 | +0.721 | 13:58:43.940 |
| 8 | 55.431 | +0.566 | 13:59:39.371 |
| 9 | 55.996 | +1.131 | 14:00:35.367 |
| 10 | 56.820 | +1.955 | 14:01:32.187 |
| 11 | 56.494 | +1.629 | 14:02:28.681 |

Vuelta :mpo de vuelta Dif. resp. 1º Hora del día

| | | | |
|----|---------------|--------|--------------|
| 12 | 55.440 | +0.575 | 14:03:24.121 |
|----|---------------|--------|--------------|

(92) Javier Ruiz Pablos

| Vuelta | mpo de vuelta | Dif. resp. 1º | Hora del día |
|--------|---------------|---------------|--------------|
| 1 | 57.795 | +2.409 | 13:53:12.631 |
| 2 | 55.628 | +0.242 | 13:54:08.259 |
| 3 | 55.386 | - | 13:55:03.645 |
| 4 | 55.857 | +0.471 | 13:55:59.502 |
| 5 | 56.259 | +0.873 | 13:56:55.761 |
| 6 | 57.197 | +1.811 | 13:57:52.958 |
| 7 | 55.765 | +0.379 | 13:58:48.723 |
| 8 | 56.350 | +0.964 | 13:59:45.073 |
| 9 | 55.687 | +0.301 | 14:00:40.760 |
| 10 | 56.163 | +0.777 | 14:01:36.923 |
| 11 | 55.978 | +0.592 | 14:02:32.901 |
| 12 | 57.590 | +2.204 | 14:03:30.491 |

Impresos: 18/05/2015 8:39:21

Licenciado a: Federacion Balear de Motociclismo

Jefe de cronometraje

Director de Carrera

Orbits 2

www.amb-it.com

www.mylaps.com

MINIVELOCIDAD TROFEO MC MURO**COPA 80 CRITERIUM Y 125 PREMOTO4**

circuit mallorca 0,000 km

CLASIFICACION FINAL COPA 80 CRITERIUM Y 125 PREMOTO4

| Clasificación | Nº | Nombre | R1. | R2. | Total puntos |
|---------------|----|--------|-----|-----|--------------|
|---------------|----|--------|-----|-----|--------------|

COPA 125 PREMOTO4

| | | | | | |
|----------|----|-----------------------|----|-----------|----|
| 1 | 9 | Tomás Aguilera Oliver | 25 | 25 | 50 |
| 2 | 39 | Miquel Gamarra Ribas | 20 | 20 | 40 |
| 3 | 21 | Jordi Font Cordero | 0 | 16 | 16 |

Copa 80 Criterium

| | | | | | |
|----------|----|-------------------------------|----|-----------|----|
| 1 | 34 | Kevin Donoso Alcedo | 25 | 20 | 45 |
| 2 | 31 | Toni Ramon Real | 20 | 16 | 36 |
| 3 | 44 | antonio truyols amer | 16 | 13 | 29 |
| 4 | 3 | Diego Perez Zuasti | 0 | 25 | 25 |
| 5 | 92 | Javier Ruiz Pablos | 13 | 10 | 23 |
| 6 | 88 | Miguel Angel Sastre Martorell | 11 | 11 | 22 |
| 7 | 11 | Jose Luis Perez Gonzalez | 0 | 0 | 0 |

Nombre

Nombre

R1. COPA 80 CRITERIUM Y 125 PREMOTO4 - 1º Manga

R2. COPA 80 CRITERIUM Y 125 PREMOTO4 - 2º Manga

Impresos: 18/05/2015 9:17:06**Licenciado a: Federacion Balear de Motociclismo****Jefe de cronometraje****Director de Carrera****Orbits 2****www.amb-it.com****www.mylaps.com**

MINIMOTOS R15 R10

circuit mallorca 0,000 km

Entrenos Cronometrados 1

17/05/2015 06:00

Clasificación

| Posición | Nº | Nombre | Clase | Mejor Tm f. resp. 1º | Mejor Vel. n Vuelta |
|----------|----|-----------------------|-------|----------------------|---------------------|
| 1 | 13 | Marco Tapia Horcas | R15 | 50.877 - | - 10 |
| 2 | 2 | Toni Vidal Llovera | R15 | 50.990 +0.113 | - 8 |
| 3 | 14 | Eloy Molina Gibello | R15 | 54.072 +3.195 | - 3 |
| 4 | 3 | Pau Vidal Llovera | R10 | 57.879 +7.002 | - 6 |
| 5 | 26 | Daniel Ocete Miralles | R10 | 59.419 +8.542 | - 7 |
| 6 | 29 | Marc Fullana Llera | R10 | 1:00.149 +9.272 | - 8 |
| 7 | 5 | Raul Cuevas Sanchez | R15 | 1:14.860 +23.983 | - 3 |

MINIMOTOS R15 R10

circuit mallorca 0,000 km

Entrenos Cronometrados 2

17/05/2015 06:00

Clasificación

| Posición | Nº | Nombre | Clase | Mejor Tm f. resp. 1º | Mejor Vel. n Vuelta |
|----------|----|-----------------------|-------|----------------------|---------------------|
| 1 | 13 | Marco Tapia Horcas | R15 | 50.725 - | - 10 |
| 2 | 2 | Toni Vidal Llovera | R15 | 50.993 +0.268 | - 7 |
| 3 | 14 | Eloy Molina Gibello | R15 | 52.906 +2.181 | - 9 |
| 4 | 3 | Pau Vidal Llovera | R10 | 57.646 +6.921 | - 8 |
| 5 | 26 | Daniel Ocete Miralles | R10 | 58.545 +7.820 | - 8 |
| 6 | 29 | Marc Fullana Llera | R10 | 59.520 +8.795 | - 3 |
| 7 | 5 | Raul Cuevas Sanchez | R15 | 1:03.936 +13.211 | - 6 |

MINIVELOCIDAD TROFEO MC MURO**MINIMOTOS R15 R10**

circuit mallorca 0,000 km

PARRILLA DE SALIDA

| Posición | Nº | Nombre | Clase | R1. Mejor Tm | R2. Mejor Tm | Mejor Tº total |
|----------|----|-----------------------|-------|--------------|--------------|----------------|
| 1 | 13 | Marco Tapia Horcas | R15 | 50.877 | 50.725 | 50.725 |
| 2 | 2 | Toni Vidal Llovera | R15 | 50.990 | 50.993 | 50.990 |
| 3 | 14 | Eloy Molina Gibello | R15 | 54.072 | 52.906 | 52.906 |
| 4 | 3 | Pau Vidal Llovera | R10 | 57.879 | 57.646 | 57.646 |
| 5 | 26 | Daniel Ocete Miralles | R10 | 59.419 | 58.545 | 58.545 |
| 6 | 29 | Marc Fullana Llera | R10 | 1:00.149 | 59.520 | 59.520 |
| 7 | 5 | Raul Cuevas Sanchez | R15 | 1:14.860 | 1:03.936 | 1:03.936 |

Nombre

Nombre

R1. MINIMOTOS R15 R10 - Entrenos Cronometrados 1
R2. MINIMOTOS R15 R10 - Entrenos Cronometrados 2

Impresos: 18/05/2015 9:16:06**Licenciado a: Federacion Balear de Motociclismo****Jefe de cronometraje**
Director de Carrera**Orbits 2**
www.amb-it.com
www.mylaps.com

MINIVELOCIDAD TROFEO MC MURO
Clasificado por vueltas
MINIMOTOS R15 R10

circuit mallorca 0,000 km

1ª Manga

17/05/2015 06:00

Carrera

| Posición | Nº | Nombre | Clase | Vueltas | Dif. resp. 1º | Total Tº | Mejor Tm |
|------------|----|-----------------------|-------|-----------|---------------|------------------|-----------------|
| R10 | | | | | | | |
| 1 | 29 | Marc Fullana Llera | R10 | 10 | - | 10:49.695 | 58.092 |
| 2 | 26 | Daniel Ocete Miralles | R10 | 10 | +0.327 | 10:50.022 | 57.745 |
| 3 | 3 | Pau Vidal Llovera | R10 | 10 | +12.496 | 11:02.191 | 56.795 |
| R15 | | | | | | | |
| 1 | 13 | Marco Tapia Horcas | R15 | 11 | - | 10:12.483 | 50.857 |
| 2 | 2 | Toni Vidal Llovera | R15 | 11 | +7.068 | 10:19.551 | 50.862 |
| 3 | 14 | Eloy Molina Gibello | R15 | 11 | +28.459 | 10:40.942 | 53.131 |
| 4 | 5 | Raul Cuevas Sanchez | R15 | 9 | 2 Vueltas | 10:37.668 | 1:03.245 |

| Márgen de victoria | Velocidad media | Mejor tº de vuelta | Mejor Vel. | Mejor vuelta para |
|--------------------|-----------------|--------------------|------------|-------------------------|
| +7.068 | - | 50.857 | - | [13] Marco Tapia Horcas |

Impresos: 18/05/2015 8:55:23
Licenciado a: Federacion Balear de Motociclismo
Jefe de cronometraje
Director de Carrera
Orbits 2
www.amb-it.com
www.mylaps.com

MINIVELOCIDAD TROFEO MC MURO

MINIMOTOS R15 R10

circuit mallorca 0,000 km

1ª Manga

17/05/2015 06:00

Carrera

| | Vuelta | mpo de vuelta | Dif. resp. 1° | Hora del día |
|--------------------------------|---------------|---------------|---------------|--------------|
| (13) Marco Tapia Horcas | | | | |
| 1 | 50.905 | | +0.048 | 12:56:57.734 |
| 2 | 50.933 | | +0.076 | 12:57:48.667 |
| 3 | 50.934 | | +0.077 | 12:58:39.601 |
| 4 | 51.000 | | +0.143 | 12:59:30.601 |
| 5 | 50.869 | | +0.012 | 13:00:21.470 |
| 6 | 51.175 | | +0.318 | 13:01:12.645 |
| 7 | 50.937 | | +0.080 | 13:02:03.582 |
| 8 | 50.857 | | - | 13:02:54.439 |
| 9 | 51.538 | | +0.681 | 13:03:45.977 |
| 10 | 51.121 | | +0.264 | 13:04:37.098 |
| 11 | 51.310 | | +0.453 | 13:05:28.408 |

| | | | | |
|-------------------------------|---------------|--|--------|--------------|
| (2) Toni Vidal Llovera | | | | |
| 1 | 51.253 | | +0.391 | 12:56:59.483 |
| 2 | 51.191 | | +0.329 | 12:57:50.674 |
| 3 | 50.862 | | - | 12:58:41.536 |
| 4 | 51.617 | | +0.755 | 12:59:33.153 |
| 5 | 51.695 | | +0.833 | 13:00:24.848 |
| 6 | 51.870 | | +1.008 | 13:01:16.718 |
| 7 | 51.952 | | +1.090 | 13:02:08.670 |
| 8 | 51.467 | | +0.605 | 13:03:00.137 |
| 9 | 51.552 | | +0.690 | 13:03:51.689 |
| 10 | 51.822 | | +0.960 | 13:04:43.511 |
| 11 | 51.965 | | +1.103 | 13:05:35.476 |

| | | | | |
|---------------------------------|---------------|--|--------|--------------|
| (14) Eloy Molina Gibello | | | | |
| 1 | 53.219 | | +0.088 | 12:57:02.333 |
| 2 | 53.357 | | +0.226 | 12:57:55.690 |
| 3 | 53.214 | | +0.083 | 12:58:48.904 |
| 4 | 53.508 | | +0.377 | 12:59:42.412 |
| 5 | 53.663 | | +0.532 | 13:00:36.075 |
| 6 | 53.260 | | +0.129 | 13:01:29.335 |
| 7 | 53.379 | | +0.248 | 13:02:22.714 |
| 8 | 53.448 | | +0.317 | 13:03:16.162 |
| 9 | 53.545 | | +0.414 | 13:04:09.707 |
| 10 | 53.131 | | - | 13:05:02.838 |
| 11 | 54.029 | | +0.898 | 13:05:56.867 |

| | | | | |
|--------------------------------|---------------|--|--------|--------------|
| (29) Marc Fullana Liera | | | | |
| 1 | 59.870 | | +1.778 | 12:57:16.630 |
| 2 | 59.612 | | +1.520 | 12:58:16.242 |
| 3 | 58.962 | | +0.870 | 12:59:15.204 |
| 4 | 59.037 | | +0.945 | 13:00:14.241 |
| 5 | 58.456 | | +0.364 | 13:01:12.697 |
| 6 | 59.138 | | +1.046 | 13:02:11.835 |
| 7 | 58.751 | | +0.659 | 13:03:10.586 |
| 8 | 58.092 | | - | 13:04:08.678 |
| 9 | 58.464 | | +0.372 | 13:05:07.142 |
| 10 | 58.478 | | +0.386 | 13:06:05.620 |

| | | | | |
|-----------------------------------|-----------------|--|--------|--------------|
| (26) Daniel Ocete Miralles | | | | |
| 1 | 1:01.723 | | +3.978 | 12:57:19.166 |
| 2 | 57.745 | | - | 12:58:16.911 |
| 3 | 58.619 | | +0.874 | 12:59:15.530 |
| 4 | 59.119 | | +1.374 | 13:00:14.649 |
| 5 | 59.105 | | +1.360 | 13:01:13.754 |
| 6 | 58.535 | | +0.790 | 13:02:12.289 |
| 7 | 58.196 | | +0.451 | 13:03:10.485 |
| 8 | 58.592 | | +0.847 | 13:04:09.077 |

| | Vuelta | mpo de vuelta | Dif. resp. 1° | Hora del día |
|------------------------------|-----------------|---------------|---------------|--------------|
| 9 | 58.412 | | +0.667 | 13:05:07.489 |
| 10 | 58.458 | | +0.713 | 13:06:05.947 |
| (3) Pau Vidal Llovera | | | | |
| 1 | 1:21.840 | | +25.045 | 12:57:38.708 |
| 2 | 57.507 | | +0.712 | 12:58:36.215 |
| 3 | 57.170 | | +0.375 | 12:59:33.385 |
| 4 | 57.249 | | +0.454 | 13:00:30.634 |
| 5 | 57.810 | | +1.015 | 13:01:28.444 |
| 6 | 57.256 | | +0.461 | 13:02:25.700 |
| 7 | 56.795 | | - | 13:03:22.495 |
| 8 | 59.365 | | +2.570 | 13:04:21.860 |
| 9 | 57.808 | | +1.013 | 13:05:19.668 |
| 10 | 58.448 | | +1.653 | 13:06:18.116 |

| | | | | |
|--------------------------------|-----------------|--|--------|--------------|
| (5) Raul Cuevas Sanchez | | | | |
| 1 | 1:03.652 | | +0.407 | 12:57:24.031 |
| 2 | 1:04.422 | | +1.177 | 12:58:28.453 |
| 3 | 1:04.035 | | +0.790 | 12:59:32.488 |
| 4 | 1:03.494 | | +0.249 | 13:00:35.982 |
| 5 | 1:03.833 | | +0.588 | 13:01:39.815 |
| 6 | 1:03.245 | | - | 13:02:43.060 |
| 7 | 1:03.327 | | +0.082 | 13:03:46.387 |
| 8 | 1:03.639 | | +0.394 | 13:04:50.026 |
| 9 | 1:03.567 | | +0.322 | 13:05:53.593 |

| | Vuelta | mpo de vuelta | Dif. resp. 1° | Hora del día |
|--|--------|---------------|---------------|--------------|
|--|--------|---------------|---------------|--------------|

Impresos: 18/05/2015 8:55:57

Licenciado a: Federacion Balear de Motociclismo

Jefe de cronometraje
Director de Carrera

Orbits 2
www.amb-it.com
www.mylaps.com

MINIMOTOS R15 R10

circuit mallorca 0,000 km

2ª Manga

17/05/2015 06:00

Carrera

| Posición | Nº | Nombre | Clase | Vueltas | Dif. resp. 1º | Total Tº | Mejor Tm |
|------------|----|-----------------------|-------|---------|---------------|-----------|----------|
| R10 | | | | | | | |
| 1 | 3 | Pau Vidal Llovera | R10 | 10 | - | 10:34.516 | 56.367 |
| 2 | 29 | Marc Fullana Llera | R10 | 10 | +6.355 | 10:40.871 | 57.255 |
| 3 | 26 | Daniel Ocete Miralles | R10 | 10 | +7.014 | 10:41.530 | 57.579 |
| R15 | | | | | | | |
| 1 | 13 | Marco Tapia Horcas | R15 | 11 | - | 10:15.689 | 50.872 |
| 2 | 2 | Toni Vidal Llovera | R15 | 11 | +4.493 | 10:20.182 | 50.898 |
| 3 | 5 | Raul Cuevas Sanchez | R15 | 9 | 2 Vueltas | 10:31.302 | 1:02.682 |
| 4 | 14 | Eloy Molina Gibello | R15 | 7 | 4 Vueltas | 10:16.447 | 53.329 |

Márgen de victoria Velocidad media Mejor tº de vuelta Mejor Vel. Mejor vuelta para

+4.493 - 50.872 - [13] Marco Tapia Horcas

Impresos: 18/05/2015 8:56:46

Licenciado a: Federacion Balear de Motociclismo

Jefe de cronometraje

Orbits 2

Director de Carrera

www.amb-it.com

www.mylaps.com

MINIVELOCIDAD TROFEO MC MURO**MINIMOTOS R15 R10****circuit mallorca 0,000 km****2ª Manga****17/05/2015 06:00****Carrera**

| | Vuelta | mpo de vuelta | Dif. resp. 1° | Hora del día |
|----------------------------|---------------|---------------|---------------|--------------|
| (26) Daniel Ocete Miralles | | | | |
| 1 | 58.118 | | +0.539 | 14:41:25.458 |
| 2 | 57.783 | | +0.204 | 14:42:23.241 |
| 3 | 57.733 | | +0.154 | 14:43:20.974 |
| 4 | 57.579 | | - | 14:44:18.553 |
| 5 | 58.035 | | +0.456 | 14:45:16.588 |
| 6 | 58.571 | | +0.992 | 14:46:15.159 |
| 7 | 58.239 | | +0.660 | 14:47:13.398 |
| 8 | 58.063 | | +0.484 | 14:48:11.461 |
| 9 | 58.274 | | +0.695 | 14:49:09.735 |
| 10 | 58.867 | | +1.288 | 14:50:08.602 |

| Vuelta | mpo de vuelta | Dif. resp. 1° | Hora del día |
|--------|---------------|---------------|--------------|
|--------|---------------|---------------|--------------|

| Vuelta | mpo de vuelta | Dif. resp. 1° | Hora del día |
|--------|---------------|---------------|--------------|
|--------|---------------|---------------|--------------|

MINIVELOCIDAD TROFEO MC MURO**MINIMOTOS R15 R10**

circuit mallorca 0,000 km

CLASIFICACION FINAL MINIMOTOS R15 Y R10

| Clasificación | Nº | Nombre | R1. | R2. | Total puntos |
|---------------|----|--------|-----|-----|--------------|
|---------------|----|--------|-----|-----|--------------|

R10

| | | | | | |
|----------|----|-----------------------|----|-----------|----|
| 1 | 29 | Marc Fullana Llera | 25 | 20 | 45 |
| 2 | 3 | Pau Vidal Llovera | 16 | 25 | 41 |
| 3 | 26 | Daniel Ocete Miralles | 20 | 16 | 36 |

R15

| | | | | | |
|----------|----|---------------------|----|-----------|----|
| 1 | 13 | Marco Tapia Horcas | 25 | 25 | 50 |
| 2 | 2 | Toni Vidal Llovera | 20 | 20 | 40 |
| 3 | 5 | Raul Cuevas Sanchez | 13 | 16 | 29 |
| 4 | 14 | Eloy Molina Gibello | 16 | 13 | 29 |

Nombre

Nombre

R1. MINIMOTOS R15 R10 - 1ª Manga

R2. MINIMOTOS R15 R10 - 2ª Manga

Impresos: 18/05/2015 14:12:52**Licenciado a: Federacion Balear de Motociclismo****Jefe de cronometraje****Director de Carrera****Orbits 2****www.amb-it.com****www.mylaps.com**

MINIMOTARD 190 y 160

circuit mallorca 0,000 km

Entrenos Conometrados 1

17/05/2015 06:00

Clasificación

| Posición | Nº | Nombre | Clase | Mejor Tm f. resp. 1º | Mejor Vel. n Vuelta |
|----------|-----|--------------------------------|--------------|----------------------|---------------------|
| 1 | 14 | Oscar Calvo Marti | Pit Bike 190 | 47.550 | - |
| 2 | 92 | Daniel Escolano Campos | Pit Bike 160 | 48.332 | +0.782 |
| 3 | 85 | Joaquin Lopez Mayorgas | Pit Bike 160 | 48.418 | +0.868 |
| 4 | 47 | Fernando Font Martinez | Pit Bike 190 | 48.444 | +0.894 |
| 5 | 12 | Jose Alberto Servera Xamena | Pit Bike 160 | 49.018 | +1.468 |
| 6 | 89 | Daniel Barnes Ramon | Pit Bike 160 | 49.487 | +1.937 |
| 7 | 11 | Jose Luis Perez Gonzalez | Pit Bike 160 | 49.594 | +2.044 |
| 8 | 2 | Bernat Bergas Fiol | Pit Bike 160 | 49.767 | +2.217 |
| 9 | 123 | Jose Antonio Perez Aguilo | Pit Bike 160 | 49.977 | +2.427 |
| 10 | 7 | Juan Manuel Diaz Liñayo | Pit Bike 160 | 50.114 | +2.564 |
| 11 | 25 | Raul Caliz Ruiz | Pit Bike 160 | 50.121 | +2.571 |
| 12 | 23 | Tomeu Verger Alcover | Pit Bike 160 | 50.130 | +2.580 |
| 13 | 80 | Silvio Milfredo Guerrero Perez | Pit Bike 160 | 50.261 | +2.711 |
| 14 | 73 | Juan Pallicer Mata | Pit Bike 160 | 50.446 | +2.896 |
| 15 | 84 | Daniel Sans Valero | Pit Bike 160 | 51.411 | +3.861 |
| 16 | 50 | Lazaro Suarez Aponte | Pit Bike 160 | 51.700 | +4.150 |
| 17 | 81 | Javier Andreu Riera | Pit Bike 160 | 51.768 | +4.218 |
| 18 | 82 | Mateu Fernandez Valcaneras | Pit Bike 190 | 52.880 | +5.330 |

MINIMOTARD 190 y 160

circuit mallorca 0,000 km

Entrenos Cronometrados 2


17/05/2015 06:00

Clasificación

| Posición | Nº | Nombre | Clase | Mejor Tm f. resp. 1º | Mejor Vel. n Vuelta |
|----------|-----|--------------------------------|--------------|----------------------|---------------------|
| 1 | 14 | Oscar Calvo Marti | Pit Bike 190 | 47.022 | - |
| 2 | 47 | Fernando Font Martinez | Pit Bike 190 | 47.647 | +0.625 |
| 3 | 92 | Daniel Escolano Campos | Pit Bike 160 | 47.754 | +0.732 |
| 4 | 85 | Joaquin Lopez Mayorgas | Pit Bike 160 | 47.992 | +0.970 |
| 5 | 89 | Daniel Barnes Ramon | Pit Bike 160 | 48.335 | +1.313 |
| 6 | 12 | Jose Alberto Servera Xamena | Pit Bike 160 | 48.938 | +1.916 |
| 7 | 25 | Raul Caliz Ruiz | Pit Bike 160 | 49.075 | +2.053 |
| 8 | 11 | Jose Luis Perez Gonzalez | Pit Bike 160 | 49.116 | +2.094 |
| 9 | 123 | Jose Antonio Perez Aguilo | Pit Bike 160 | 49.307 | +2.285 |
| 10 | 7 | Juan Manuel Diaz Liñayo | Pit Bike 160 | 49.481 | +2.459 |
| 11 | 2 | Bernat Bergas Fiol | Pit Bike 160 | 49.610 | +2.588 |
| 12 | 73 | Juan Pallicer Mata | Pit Bike 160 | 49.705 | +2.683 |
| 13 | 23 | Tomeu Verger Alcover | Pit Bike 160 | 49.752 | +2.730 |
| 14 | 80 | Silvio Milfredo Guerrero Perez | Pit Bike 160 | 49.866 | +2.844 |
| 15 | 82 | Mateu Fernandez Valcaneras | Pit Bike 190 | 50.050 | +3.028 |
| 16 | 81 | Javier Andreu Riera | Pit Bike 160 | 50.295 | +3.273 |
| 17 | 50 | Lazaro Suarez Aponte | Pit Bike 160 | 50.401 | +3.379 |
| 18 | 84 | Daniel Sans Valero | Pit Bike 160 | 50.687 | +3.665 |

MINIVELOCIDAD TROFEO MC MURO**MINIMOTARD 190 y 160**

circuit mallorca 0,000 km

PARRILLA DE SALIDA

| Clasificación | Nº | Nombre | Clase | R1. Mejor Tm | R2. Mejor Tm | Mejor Tº total |
|---------------|-----|--------------------------------|--------------|--------------|--------------|----------------|
| 1 | 14 | Oscar Calvo Marti | Pit Bike 190 | 47.550 | 47.022 | 47.022 |
| 2 | 47 | Fernando Font Martinez | Pit Bike 190 | 48.444 | 47.647 | 47.647 |
| 3 | 92 | Daniel Escolano Campos | Pit Bike 160 | 48.332 | 47.754 | 47.754 |
| 4 | 85 | Joaquin Lopez Mayorgas | Pit Bike 160 | 48.418 | 47.992 | 47.992 |
| 5 | 89 | Daniel Barnes Ramon | Pit Bike 160 | 49.487 | 48.335 | 48.335 |
| 6 | 12 | Jose Alberto Servera Xamena | Pit Bike 160 | 49.018 | 48.938 | 48.938 |
| 7 | 25 | Raul Caliz Ruiz | Pit Bike 160 | 50.121 | 49.075 | 49.075 |
| 8 | 11 | Jose Luis Perez Gonzalez | Pit Bike 160 | 49.594 | 49.116 | 49.116 |
| 9 | 123 | Jose Antonio Perez Aguilo | Pit Bike 160 | 49.977 | 49.307 | 49.307 |
| 10 | 7 | Juan Manuel Diaz Liñayo | Pit Bike 160 | 50.114 | 49.481 | 49.481 |
| 11 | 2 | Bernat Bergas Fiol | Pit Bike 160 | 49.767 | 49.610 | 49.610 |
| 12 | 73 | Juan Pallicer Mata | Pit Bike 160 | 50.446 | 49.705 | 49.705 |
| 13 | 23 | Tomeu Verger Alcover | Pit Bike 160 | 50.130 | 49.752 | 49.752 |
| 14 | 80 | Silvio Milfredo Guerrero Perez | Pit Bike 160 | 50.261 | 49.866 | 49.866 |
| 15 | 82 | Mateu Fernandez Valcaneras | Pit Bike 190 | 52.880 | 50.050 | 50.050 |
| 16 | 81 | Javier Andreu Riera | Pit Bike 160 | 51.768 | 50.295 | 50.295 |
| 17 | 50 | Lazaro Suarez Aponte | Pit Bike 160 | 51.700 | 50.401 | 50.401 |
| 18 | 84 | Daniel Sans Valero | Pit Bike 160 | 51.411 | 50.687 | 50.687 |

Nombre

Nombre

R1. MINIMOTARD 190 y 160 - Entrenos Conometrados 1
R2. MINIMOTARD 190 y 160 - Entrenos Cronometrados 2**Impresos: 18/05/2015 9:15:33****Licenciado a: Federacion Balear de Motociclismo****Jefe de cronometraje**
Director de Carrera**Orbits 2**
www.amb-it.com
www.mylaps.com

MINIMOTARD 190 y 160

circuit mallorca 0,000 km

1ª Manga

17/05/2015 06:00

Carrera

| Posición | Nº | Nombre | Clase | Vueltas | Dif. resp. 1º | Total Tº | Mejor Tm |
|---------------------|-----|--------------------------------|--------------|---------|---------------|-----------|----------|
| Pit Bike 160 | | | | | | | |
| 1 | 92 | Daniel Escolano Campos | Pit Bike 160 | 12 | - | 10:25.228 | 47.565 |
| 2 | 85 | Joaquin Lopez Mayorgas | Pit Bike 160 | 12 | +0.389 | 10:25.617 | 48.176 |
| 3 | 25 | Raul Caliz Ruiz | Pit Bike 160 | 12 | +8.740 | 10:33.968 | 48.534 |
| 4 | 12 | Jose Alberto Servera Xamena | Pit Bike 160 | 12 | +9.039 | 10:34.267 | 48.289 |
| 5 | 123 | Jose Antonio Perez Aguilo | Pit Bike 160 | 12 | +18.764 | 10:43.992 | 49.388 |
| 6 | 50 | Lazaro Suarez Aponte | Pit Bike 160 | 12 | +20.904 | 10:46.132 | 49.312 |
| 7 | 7 | Juan Manuel Diaz Liñayo | Pit Bike 160 | 12 | +23.721 | 10:48.949 | 49.371 |
| 8 | 2 | Bernat Bergas Fiol | Pit Bike 160 | 12 | +25.366 | 10:50.594 | 49.658 |
| 9 | 80 | Silvio Milfredo Guerrero Perez | Pit Bike 160 | 12 | +25.934 | 10:51.162 | 49.609 |
| 10 | 11 | Jose Luis Perez Gonzalez | Pit Bike 160 | 12 | +26.141 | 10:51.369 | 48.744 |
| 11 | 84 | Daniel Sans Valero | Pit Bike 160 | 12 | +33.706 | 10:58.934 | 50.354 |
| 12 | 81 | Javier Andreu Riera | Pit Bike 160 | 11 | 1 Vuelta | 10:37.096 | 50.263 |
| 13 | 73 | Juan Pallicer Mata | Pit Bike 160 | 6 | 6 Vueltas | 11:00.574 | 50.050 |
| NT | 23 | Tomeu Verger Alcover | Pit Bike 160 | 10 | - | 9:16.330 | 49.753 |
| NT | 89 | Daniel Barnes Ramon | Pit Bike 160 | 2 | - | 2:22.584 | 48.664 |

Pit Bike 190

| | | | | | | | |
|---|----|----------------------------|--------------|----|---------|-----------|--------|
| 1 | 14 | Oscar Calvo Marti | Pit Bike 190 | 12 | - | 10:15.126 | 47.105 |
| 2 | 47 | Fernando Font Martinez | Pit Bike 190 | 12 | +5.455 | 10:20.581 | 47.738 |
| 3 | 82 | Mateu Fernandez Valcaneras | Pit Bike 190 | 12 | +44.041 | 10:59.167 | 50.200 |

| Márgen de victoria | Velocidad media | Mejor tº de vuelta | Mejor Vel. | Mejor vuelta para |
|--------------------|-----------------|--------------------|------------|------------------------|
| +5.455 | - | 47.105 | - | [14] Oscar Calvo Marti |

Impresos: 18/05/2015 8:42:16

Licenciado a: Federacion Balear de Motociclismo

Jefe de cronometraje

Orbits 2

Director de Carrera

www.amb-it.com

www.mylaps.com

MINIVELOCIDAD TROFEO MC MURO

MINIMOTARD 190 y 160

circuit mallorca 0,000 km

1ª Manga

17/05/2015 06:00

Carrera

| | Vuelta | Tempo de vuelta | Dif. resp. 1° | Hora del día |
|------------------------------------|---------------|-----------------|---------------|--------------|
| (14) Oscar Calvo Marti | | | | |
| 1 | 47.293 | +0.188 | | 12:40:18.792 |
| 2 | 47.267 | +0.162 | | 12:41:06.059 |
| 3 | 47.105 | - | | 12:41:53.164 |
| 4 | 47.297 | +0.192 | | 12:42:40.461 |
| 5 | 47.249 | +0.144 | | 12:43:27.710 |
| 6 | 47.171 | +0.066 | | 12:44:14.881 |
| 7 | 47.603 | +0.498 | | 12:45:02.484 |
| 8 | 47.590 | +0.485 | | 12:45:50.074 |
| 9 | 47.720 | +0.615 | | 12:46:37.794 |
| 10 | 47.939 | +0.834 | | 12:47:25.733 |
| 11 | 48.295 | +1.190 | | 12:48:14.028 |
| 12 | 49.077 | +1.972 | | 12:49:03.105 |
| (47) Fernando Font Martinez | | | | |
| 1 | 48.166 | +0.428 | | 12:40:19.737 |
| 2 | 48.023 | +0.285 | | 12:41:07.760 |
| 3 | 47.751 | +0.013 | | 12:41:55.511 |
| 4 | 47.738 | - | | 12:42:43.249 |
| 5 | 47.830 | +0.092 | | 12:43:31.079 |
| 6 | 47.875 | +0.137 | | 12:44:18.954 |
| 7 | 47.879 | +0.141 | | 12:45:06.833 |
| 8 | 48.324 | +0.586 | | 12:45:55.157 |
| 9 | 48.174 | +0.436 | | 12:46:43.331 |
| 10 | 48.097 | +0.359 | | 12:47:31.428 |
| 11 | 48.201 | +0.463 | | 12:48:19.629 |
| 12 | 48.931 | +1.193 | | 12:49:08.560 |
| (92) Daniel Escolano Campos | | | | |
| 1 | 48.571 | +1.006 | | 12:40:21.546 |
| 2 | 48.701 | +1.136 | | 12:41:10.247 |
| 3 | 49.838 | +2.273 | | 12:42:00.085 |
| 4 | 49.792 | +2.227 | | 12:42:49.877 |
| 5 | 47.946 | +0.381 | | 12:43:37.823 |
| 6 | 47.776 | +0.211 | | 12:44:25.599 |
| 7 | 47.990 | +0.425 | | 12:45:13.589 |
| 8 | 47.923 | +0.358 | | 12:46:01.512 |
| 9 | 47.898 | +0.333 | | 12:46:49.410 |
| 10 | 47.565 | - | | 12:47:36.975 |
| 11 | 48.401 | +0.836 | | 12:48:25.376 |
| 12 | 47.831 | +0.266 | | 12:49:13.207 |
| (85) Joaquin Lopez Mayorgas | | | | |
| 1 | 48.582 | +0.406 | | 12:40:21.354 |
| 2 | 48.663 | +0.487 | | 12:41:10.017 |
| 3 | 48.204 | +0.028 | | 12:41:58.221 |
| 4 | 48.392 | +0.216 | | 12:42:46.613 |
| 5 | 48.530 | +0.354 | | 12:43:35.143 |
| 6 | 48.188 | +0.012 | | 12:44:23.331 |
| 7 | 48.390 | +0.214 | | 12:45:11.721 |
| 8 | 48.680 | +0.504 | | 12:46:00.401 |
| 9 | 48.223 | +0.047 | | 12:46:48.624 |
| 10 | 48.176 | - | | 12:47:36.800 |
| 11 | 48.412 | +0.236 | | 12:48:25.212 |
| 12 | 48.384 | +0.208 | | 12:49:13.596 |
| (25) Raul Caliz Ruiz | | | | |
| 1 | 49.914 | +1.380 | | 12:40:24.931 |
| 2 | 49.043 | +0.509 | | 12:41:13.974 |
| 3 | 48.978 | +0.444 | | 12:42:02.952 |

| | Vuelta | Tempo de vuelta | Dif. resp. 1° | Hora del día |
|---|---------------|-----------------|---------------|--------------|
| 4 | 49.004 | +0.470 | | 12:42:51.956 |
| 5 | 48.907 | +0.373 | | 12:43:40.863 |
| 6 | 48.659 | +0.125 | | 12:44:29.522 |
| 7 | 48.765 | +0.231 | | 12:45:18.287 |
| 8 | 48.557 | +0.023 | | 12:46:06.844 |
| 9 | 48.775 | +0.241 | | 12:46:55.619 |
| 10 | 48.887 | +0.353 | | 12:47:44.506 |
| 11 | 48.534 | - | | 12:48:33.040 |
| 12 | 48.907 | +0.373 | | 12:49:21.947 |
| (12) Jose Alberto Servera Xamena | | | | |
| 1 | 49.855 | +1.566 | | 12:40:25.615 |
| 2 | 49.528 | +1.239 | | 12:41:15.143 |
| 3 | 48.776 | +0.487 | | 12:42:03.919 |
| 4 | 48.793 | +0.504 | | 12:42:52.712 |
| 5 | 48.289 | - | | 12:43:41.001 |
| 6 | 48.702 | +0.413 | | 12:44:29.703 |
| 7 | 48.745 | +0.456 | | 12:45:18.448 |
| 8 | 48.512 | +0.223 | | 12:46:06.960 |
| 9 | 48.812 | +0.523 | | 12:46:55.772 |
| 10 | 48.925 | +0.636 | | 12:47:44.697 |
| 11 | 48.464 | +0.175 | | 12:48:33.161 |
| 12 | 49.085 | +0.796 | | 12:49:22.246 |
| (123) Jose Antonio Perez Aguilu | | | | |
| 1 | 50.225 | +0.837 | | 12:40:25.461 |
| 2 | 50.326 | +0.938 | | 12:41:15.787 |
| 3 | 49.554 | +0.166 | | 12:42:05.341 |
| 4 | 49.388 | - | | 12:42:54.729 |
| 5 | 49.466 | +0.078 | | 12:43:44.195 |
| 6 | 49.470 | +0.082 | | 12:44:33.665 |
| 7 | 49.629 | +0.241 | | 12:45:23.294 |
| 8 | 49.719 | +0.331 | | 12:46:13.013 |
| 9 | 49.534 | +0.146 | | 12:47:02.547 |
| 10 | 49.742 | +0.354 | | 12:47:52.289 |
| 11 | 49.721 | +0.333 | | 12:48:42.010 |
| 12 | 49.961 | +0.573 | | 12:49:31.971 |
| (50) Lazaro Suarez Aponete | | | | |
| 1 | 50.025 | +0.713 | | 12:40:26.706 |
| 2 | 49.984 | +0.672 | | 12:41:16.690 |
| 3 | 49.520 | +0.208 | | 12:42:06.210 |
| 4 | 49.806 | +0.494 | | 12:42:56.016 |
| 5 | 49.312 | - | | 12:43:45.328 |
| 6 | 49.352 | +0.040 | | 12:44:34.680 |
| 7 | 50.136 | +0.824 | | 12:45:24.816 |
| 8 | 49.759 | +0.447 | | 12:46:14.575 |
| 9 | 49.670 | +0.358 | | 12:47:04.245 |
| 10 | 49.860 | +0.548 | | 12:47:54.105 |
| 11 | 49.784 | +0.472 | | 12:48:43.889 |
| 12 | 50.222 | +0.910 | | 12:49:34.111 |
| (7) Juan Manuel Diaz Liñayo | | | | |
| 1 | 50.813 | +1.442 | | 12:40:26.440 |
| 2 | 50.112 | +0.741 | | 12:41:16.552 |
| 3 | 49.519 | +0.148 | | 12:42:06.071 |
| 4 | 49.617 | +0.246 | | 12:42:55.688 |
| 5 | 49.371 | - | | 12:43:45.059 |
| 6 | 49.570 | +0.199 | | 12:44:34.629 |
| 7 | 50.120 | +0.749 | | 12:45:24.749 |
| 8 | 50.464 | +1.093 | | 12:46:15.213 |

| | Vuelta | Tempo de vuelta | Dif. resp. 1° | Hora del día |
|--|-----------------|-----------------|---------------|--------------|
| 9 | 50.390 | +1.019 | | 12:47:05.603 |
| 10 | 50.186 | +0.815 | | 12:47:55.789 |
| 11 | 50.400 | +1.029 | | 12:48:46.189 |
| 12 | 50.739 | +1.368 | | 12:49:36.928 |
| (2) Bernat Bergas Fiol | | | | |
| 1 | 50.314 | +0.656 | | 12:40:26.617 |
| 2 | 50.507 | +0.849 | | 12:41:17.124 |
| 3 | 49.854 | +0.196 | | 12:42:06.978 |
| 4 | 49.658 | - | | 12:42:56.636 |
| 5 | 49.818 | +0.160 | | 12:43:46.454 |
| 6 | 50.522 | +0.864 | | 12:44:36.976 |
| 7 | 50.166 | +0.508 | | 12:45:27.142 |
| 8 | 50.194 | +0.536 | | 12:46:17.336 |
| 9 | 50.054 | +0.396 | | 12:47:07.390 |
| 10 | 49.733 | +0.075 | | 12:47:57.123 |
| 11 | 50.928 | +1.270 | | 12:48:48.051 |
| 12 | 50.522 | +0.864 | | 12:49:38.573 |
| (80) Silvio Milfredo Guerrero Perez | | | | |
| 1 | 50.800 | +1.191 | | 12:40:27.907 |
| 2 | 51.093 | +1.484 | | 12:41:19.000 |
| 3 | 50.441 | +0.832 | | 12:42:09.441 |
| 4 | 50.218 | +0.609 | | 12:42:59.659 |
| 5 | 50.512 | +0.903 | | 12:43:50.171 |
| 6 | 50.074 | +0.465 | | 12:44:40.245 |
| 7 | 49.609 | - | | 12:45:29.854 |
| 8 | 50.064 | +0.455 | | 12:46:19.918 |
| 9 | 49.831 | +0.222 | | 12:47:09.749 |
| 10 | 49.851 | +0.242 | | 12:47:59.600 |
| 11 | 49.721 | +0.112 | | 12:48:49.321 |
| 12 | 49.820 | +0.211 | | 12:49:39.141 |
| (11) Jose Luis Perez Gonzalez | | | | |
| 1 | 48.834 | +0.090 | | 12:40:22.540 |
| 2 | 48.744 | - | | 12:41:11.284 |
| 3 | 49.084 | +0.340 | | 12:42:00.368 |
| 4 | 1:01.212 | +12.468 | | 12:43:01.580 |
| 5 | 50.283 | +1.539 | | 12:43:51.863 |
| 6 | 50.497 | +1.753 | | 12:44:42.360 |
| 7 | 50.301 | +1.557 | | 12:45:32.661 |
| 8 | 49.471 | +0.727 | | 12:46:22.132 |
| 9 | 49.522 | +0.778 | | 12:47:11.654 |
| 10 | 49.264 | +0.520 | | 12:48:00.918 |
| 11 | 49.225 | +0.481 | | 12:48:50.143 |
| 12 | 49.205 | +0.461 | | 12:49:39.348 |
| (84) Daniel Sans Valero | | | | |
| 1 | 50.562 | +0.208 | | 12:40:27.929 |
| 2 | 50.914 | +0.560 | | 12:41:18.843 |
| 3 | 50.410 | +0.056 | | 12:42:09.253 |
| 4 | 50.354 | - | | 12:42:59.607 |
| 5 | 50.519 | +0.165 | | 12:43:50.126 |
| 6 | 51.660 | +1.306 | | 12:44:41.786 |
| 7 | 51.284 | +0.930 | | 12:45:33.070 |
| 8 | 50.827 | +0.473 | | 12:46:23.897 |
| 9 | 50.604 | +0.250 | | 12:47:14.501 |
| 10 | 51.055 | +0.701 | | 12:48:05.556 |
| 11 | 50.864 | +0.510 | | 12:48:56.420 |
| 12 | 50.493 | +0.139 | | 12:49:46.913 |

Impresos: 18/05/2015 8:43:24

Licenciado a: Federacion Balear de Motociclismo

Jefe de cronometraje
Director de Carrera

Orbits 2
www.amb-it.com
www.mylaps.com

MINIVELOCIDAD TROFEO MC MURO**MINIMOTARD 190 y 160****circuit mallorca 0,000 km****1ª Manga****17/05/2015 06:00****Carrera**

| | Vuelta | mpo de vuelta | Dif. resp. 1° | Hora del día |
|--|---------------|---------------|---------------|--------------|
| (82) Mateu Fernandez Valcaneras | | | | |
| 1 | 50.526 | | +0.326 | 12:40:28.218 |
| 2 | 50.938 | | +0.738 | 12:41:19.156 |
| 3 | 50.546 | | +0.346 | 12:42:09.702 |
| 4 | 50.200 | | - | 12:42:59.902 |
| 5 | 50.960 | | +0.760 | 12:43:50.862 |
| 6 | 51.084 | | +0.884 | 12:44:41.946 |
| 7 | 50.971 | | +0.771 | 12:45:32.917 |
| 8 | 51.027 | | +0.827 | 12:46:23.944 |
| 9 | 50.950 | | +0.750 | 12:47:14.894 |
| 10 | 50.765 | | +0.565 | 12:48:05.659 |
| 11 | 50.979 | | +0.779 | 12:48:56.638 |
| 12 | 50.508 | | +0.308 | 12:49:47.146 |

| | Vuelta | mpo de vuelta | Dif. resp. 1° | Hora del día |
|---------------------------------|---------------|---------------|---------------|--------------|
| (81) Javier Andreu Riera | | | | |
| 1 | 50.509 | | +0.246 | 12:40:54.519 |
| 2 | 51.107 | | +0.844 | 12:41:45.626 |
| 3 | 50.963 | | +0.700 | 12:42:36.589 |
| 4 | 51.429 | | +1.166 | 12:43:28.018 |
| 5 | 51.782 | | +1.519 | 12:44:19.800 |
| 6 | 50.789 | | +0.526 | 12:45:10.589 |
| 7 | 51.592 | | +1.329 | 12:46:02.181 |
| 8 | 50.356 | | +0.093 | 12:46:52.537 |
| 9 | 50.263 | | - | 12:47:42.800 |
| 10 | 51.517 | | +1.254 | 12:48:34.317 |
| 11 | 50.758 | | +0.495 | 12:49:25.075 |

| | Vuelta | mpo de vuelta | Dif. resp. 1° | Hora del día |
|--------------------------------|-----------------|---------------|---------------|--------------|
| (73) Juan Pallicer Mata | | | | |
| 1 | 50.468 | | +0.418 | 12:40:25.340 |
| 2 | 6:00.286 | | +5:10.236 | 12:46:25.626 |
| 3 | 52.199 | | +2.149 | 12:47:17.825 |
| 4 | 50.050 | | - | 12:48:07.875 |
| 5 | 50.464 | | +0.414 | 12:48:58.339 |
| 6 | 50.214 | | +0.164 | 12:49:48.553 |

| | Vuelta | mpo de vuelta | Dif. resp. 1° | Hora del día |
|----------------------------------|---------------|---------------|---------------|--------------|
| (23) Tomeu Verger Alcover | | | | |
| 1 | 50.126 | | +0.373 | 12:40:28.414 |
| 2 | 50.946 | | +1.193 | 12:41:19.360 |
| 3 | 50.538 | | +0.785 | 12:42:09.898 |
| 4 | 50.251 | | +0.498 | 12:43:00.149 |
| 5 | 50.408 | | +0.655 | 12:43:50.557 |
| 6 | 51.632 | | +1.879 | 12:44:42.189 |
| 7 | 50.820 | | +1.067 | 12:45:33.009 |
| 8 | 51.022 | | +1.269 | 12:46:24.031 |
| 9 | 50.525 | | +0.772 | 12:47:14.556 |
| 10 | 49.753 | | - | 12:48:04.309 |

| | Vuelta | mpo de vuelta | Dif. resp. 1° | Hora del día |
|---------------------------------|---------------|---------------|---------------|--------------|
| (89) Daniel Barnes Ramon | | | | |
| 1 | 48.664 | | - | 12:40:21.212 |
| 2 | 49.351 | | +0.687 | 12:41:10.563 |

| Vuelta | mpo de vuelta | Dif. resp. 1° | Hora del día |
|--------|---------------|---------------|--------------|
|--------|---------------|---------------|--------------|

| Vuelta | mpo de vuelta | Dif. resp. 1° | Hora del día |
|--------|---------------|---------------|--------------|
|--------|---------------|---------------|--------------|

MINIVELOCIDAD TROFEO MC MURO
Clasificado por vueltas
MINIMOTARD 190 y 160

circuit mallorca 0,000 km

2ª Manga

17/05/2015 06:00

Carrera

| Posición | Nº | Nombre | Clase | Vueltas | Dif. resp. 1º | Total Tº | Mejor Tm |
|---------------------|-----|--------------------------------|--------------|-----------|---------------|------------------|---------------|
| Pit Bike 160 | | | | | | | |
| 1 | 85 | Joaquin Lopez Mayorgas | Pit Bike 160 | 12 | - | 10:27.521 | 47.924 |
| 2 | 92 | Daniel Escolano Campos | Pit Bike 160 | 12 | +4.626 | 10:32.147 | 48.104 |
| 3 | 25 | Raul Caliz Ruiz | Pit Bike 160 | 12 | +9.240 | 10:36.761 | 48.655 |
| 4 | 11 | Jose Luis Perez Gonzalez | Pit Bike 160 | 12 | +11.920 | 10:39.441 | 48.936 |
| 5 | 12 | Jose Alberto Servera Xamena | Pit Bike 160 | 12 | +11.953 | 10:39.474 | 48.564 |
| 6 | 123 | Jose Antonio Perez Aguilo | Pit Bike 160 | 12 | +20.705 | 10:48.226 | 49.438 |
| 7 | 50 | Lazaro Suarez Aponte | Pit Bike 160 | 12 | +25.973 | 10:53.494 | 49.254 |
| 8 | 80 | Silvio Milfredo Guerrero Perez | Pit Bike 160 | 12 | +28.610 | 10:56.131 | 49.753 |
| 9 | 2 | Bernat Bergas Fiol | Pit Bike 160 | 12 | +31.904 | 10:59.425 | 49.511 |
| 10 | 81 | Javier Andreu Riera | Pit Bike 160 | 11 | 1 Vuelta | 10:34.751 | 50.191 |
| 11 | 23 | Tomeu Verger Alcover | Pit Bike 160 | 11 | +6.362 | 10:41.113 | 49.590 |
| 12 | 84 | Daniel Sans Valero | Pit Bike 160 | 11 | +10.601 | 10:45.352 | 50.644 |
| NT | 73 | Juan Pallicer Mata | Pit Bike 160 | 4 | - | 4:12.284 | 49.797 |
| NT | 7 | Juan Manuel Diaz Liñayo | Pit Bike 160 | 1 | - | 1:45.888 | 53.904 |
| NE | 89 | Daniel Barnes Ramon | Pit Bike 160 | 0 | - | --:-- | --:-- |
| Pit Bike 190 | | | | | | | |
| 1 | 14 | Oscar Calvo Marti | Pit Bike 190 | 12 | - | 10:20.201 | 47.123 |
| 2 | 82 | Mateu Fernandez Valcaneras | Pit Bike 190 | 12 | +36.164 | 10:56.365 | 49.649 |
| NT | 47 | Fernando Font Martinez | Pit Bike 190 | 1 | - | 1:34.596 | 48.172 |

| Márgen de victoria | Velocidad media | Mejor tº de vuelta | Mejor Vel. | Mejor vuelta para |
|--------------------|-----------------|--------------------|------------|------------------------|
| +7.320 | - | 47.123 | - | [14] Oscar Calvo Marti |

Impresos: 18/05/2015 8:50:20
Licenciado a: Federacion Balear de Motociclismo
Jefe de cronometraje
Orbits 2
Director de Carrera
www.amb-it.com
www.mylaps.com

MINIVELOCIDAD TROFEO MC MURO

MINIMOTARD 190 y 160

circuit mallorca 0,000 km

2ª Manga

17/05/2015 06:00

Carrera

| Vuelta | Tempo de vuelta | Dif. resp. 1° | Hora del día |
|-------------------------------|-----------------|---------------|--------------|
| (14) Oscar Calvo Marti | | | |
| 1 | 47.391 | +0.268 | 14:10:36.293 |
| 2 | 47.266 | +0.143 | 14:11:23.559 |
| 3 | 47.123 | - | 14:12:10.682 |
| 4 | 47.233 | +0.110 | 14:12:57.915 |
| 5 | 47.492 | +0.369 | 14:13:45.407 |
| 6 | 47.539 | +0.416 | 14:14:32.946 |
| 7 | 47.646 | +0.523 | 14:15:20.592 |
| 8 | 47.741 | +0.618 | 14:16:08.333 |
| 9 | 47.876 | +0.753 | 14:16:56.209 |
| 10 | 47.913 | +0.790 | 14:17:44.122 |
| 11 | 48.359 | +1.236 | 14:18:32.481 |
| 12 | 50.453 | +3.330 | 14:19:22.934 |

| Vuelta | Tempo de vuelta | Dif. resp. 1° | Hora del día |
|------------------------------------|-----------------|---------------|--------------|
| (85) Joaquin Lopez Mayorgas | | | |
| 1 | 48.440 | +0.516 | 14:10:38.840 |
| 2 | 48.221 | +0.297 | 14:11:27.061 |
| 3 | 48.090 | +0.166 | 14:12:15.151 |
| 4 | 47.971 | +0.047 | 14:13:03.122 |
| 5 | 47.924 | - | 14:13:51.046 |
| 6 | 48.670 | +0.746 | 14:14:39.716 |
| 7 | 48.450 | +0.526 | 14:15:28.166 |
| 8 | 48.264 | +0.340 | 14:16:16.430 |
| 9 | 48.441 | +0.517 | 14:17:04.871 |
| 10 | 48.397 | +0.473 | 14:17:53.268 |
| 11 | 48.226 | +0.302 | 14:18:41.494 |
| 12 | 48.760 | +0.836 | 14:19:30.254 |

| Vuelta | Tempo de vuelta | Dif. resp. 1° | Hora del día |
|------------------------------------|-----------------|---------------|--------------|
| (92) Daniel Escolano Campos | | | |
| 1 | 49.120 | +1.016 | 14:10:40.473 |
| 2 | 48.951 | +0.847 | 14:11:29.424 |
| 3 | 48.169 | +0.065 | 14:12:17.593 |
| 4 | 48.255 | +0.151 | 14:13:05.848 |
| 5 | 48.104 | - | 14:13:53.952 |
| 6 | 48.599 | +0.495 | 14:14:42.551 |
| 7 | 48.385 | +0.281 | 14:15:30.936 |
| 8 | 48.622 | +0.518 | 14:16:19.558 |
| 9 | 48.506 | +0.402 | 14:17:08.064 |
| 10 | 48.434 | +0.330 | 14:17:56.498 |
| 11 | 48.949 | +0.845 | 14:18:45.447 |
| 12 | 49.433 | +1.329 | 14:19:34.880 |

| Vuelta | Tempo de vuelta | Dif. resp. 1° | Hora del día |
|-----------------------------|-----------------|---------------|--------------|
| (25) Raul Caliz Ruiz | | | |
| 1 | 49.507 | +0.852 | 14:10:41.523 |
| 2 | 48.973 | +0.318 | 14:11:30.496 |
| 3 | 48.810 | +0.155 | 14:12:19.306 |
| 4 | 48.777 | +0.122 | 14:13:08.083 |
| 5 | 49.215 | +0.560 | 14:13:57.298 |
| 6 | 49.252 | +0.597 | 14:14:46.550 |
| 7 | 49.250 | +0.595 | 14:15:35.800 |
| 8 | 48.759 | +0.104 | 14:16:24.559 |
| 9 | 48.732 | +0.077 | 14:17:13.291 |
| 10 | 48.674 | +0.019 | 14:18:01.965 |
| 11 | 48.655 | - | 14:18:50.620 |
| 12 | 48.874 | +0.219 | 14:19:39.494 |

| Vuelta | Tempo de vuelta | Dif. resp. 1° | Hora del día |
|--------------------------------------|-----------------|---------------|--------------|
| (11) Jose Luis Perez Gonzalez | | | |
| 1 | 49.060 | +0.124 | 14:10:40.378 |
| 2 | 49.136 | +0.200 | 14:11:29.514 |
| 3 | 49.070 | +0.134 | 14:12:18.584 |

| Vuelta | Tempo de vuelta | Dif. resp. 1° | Hora del día |
|--------|-----------------|---------------|--------------|
| 4 | 49.310 | +0.374 | 14:13:07.894 |
| 5 | 49.311 | +0.375 | 14:13:57.205 |
| 6 | 49.193 | +0.257 | 14:14:46.398 |
| 7 | 49.929 | +0.993 | 14:15:36.327 |
| 8 | 48.936 | - | 14:16:25.263 |
| 9 | 49.280 | +0.344 | 14:17:14.543 |
| 10 | 49.149 | +0.213 | 14:18:03.692 |
| 11 | 49.230 | +0.294 | 14:18:52.922 |
| 12 | 49.252 | +0.316 | 14:19:42.174 |

| Vuelta | Tempo de vuelta | Dif. resp. 1° | Hora del día |
|---|-----------------|---------------|--------------|
| (12) Jose Alberto Servera Xamena | | | |
| 1 | 48.971 | +0.407 | 14:10:41.736 |
| 2 | 48.923 | +0.359 | 14:11:30.659 |
| 3 | 48.737 | +0.173 | 14:12:19.396 |
| 4 | 48.756 | +0.192 | 14:13:08.152 |
| 5 | 49.296 | +0.732 | 14:13:57.448 |
| 6 | 49.246 | +0.682 | 14:14:46.694 |
| 7 | 50.541 | +1.977 | 14:15:37.235 |
| 8 | 48.811 | +0.247 | 14:16:26.046 |
| 9 | 48.564 | - | 14:17:14.610 |
| 10 | 49.198 | +0.634 | 14:18:03.808 |
| 11 | 49.424 | +0.860 | 14:18:53.232 |
| 12 | 48.975 | +0.411 | 14:19:42.207 |

| Vuelta | Tempo de vuelta | Dif. resp. 1° | Hora del día |
|--|-----------------|---------------|--------------|
| (123) Jose Antonio Perez Aguilo | | | |
| 1 | 49.745 | +0.307 | 14:10:42.354 |
| 2 | 49.438 | - | 14:11:31.792 |
| 3 | 49.496 | +0.058 | 14:12:21.288 |
| 4 | 49.688 | +0.250 | 14:13:10.976 |
| 5 | 49.859 | +0.421 | 14:14:00.835 |
| 6 | 49.770 | +0.332 | 14:14:50.605 |
| 7 | 50.032 | +0.594 | 14:15:40.637 |
| 8 | 50.228 | +0.790 | 14:16:30.865 |
| 9 | 49.866 | +0.428 | 14:17:20.731 |
| 10 | 50.014 | +0.576 | 14:18:10.745 |
| 11 | 49.903 | +0.465 | 14:19:00.648 |
| 12 | 50.311 | +0.873 | 14:19:50.959 |

| Vuelta | Tempo de vuelta | Dif. resp. 1° | Hora del día |
|----------------------------------|-----------------|---------------|--------------|
| (50) Lazaro Suarez Aponte | | | |
| 1 | 50.704 | +1.450 | 14:10:46.005 |
| 2 | 49.481 | +0.227 | 14:11:35.486 |
| 3 | 50.298 | +1.044 | 14:12:25.784 |
| 4 | 50.282 | +1.028 | 14:13:16.066 |
| 5 | 49.254 | - | 14:14:05.320 |
| 6 | 49.637 | +0.383 | 14:14:54.957 |
| 7 | 49.835 | +0.581 | 14:15:44.792 |
| 8 | 49.821 | +0.567 | 14:16:34.613 |
| 9 | 49.775 | +0.521 | 14:17:24.388 |
| 10 | 50.122 | +0.868 | 14:18:14.510 |
| 11 | 50.128 | +0.874 | 14:19:04.638 |
| 12 | 51.589 | +2.335 | 14:19:56.227 |

| Vuelta | Tempo de vuelta | Dif. resp. 1° | Hora del día |
|--|-----------------|---------------|--------------|
| (80) Silvio Milfredo Guerrero Perez | | | |
| 1 | 50.635 | +0.882 | 14:10:45.661 |
| 2 | 49.753 | - | 14:11:35.414 |
| 3 | 50.299 | +0.546 | 14:12:25.713 |
| 4 | 51.062 | +1.309 | 14:13:16.775 |
| 5 | 50.252 | +0.499 | 14:14:07.027 |
| 6 | 50.346 | +0.593 | 14:14:57.373 |
| 7 | 50.138 | +0.385 | 14:15:47.511 |
| 8 | 49.999 | +0.246 | 14:16:37.510 |

| Vuelta | Tempo de vuelta | Dif. resp. 1° | Hora del día |
|--------|-----------------|---------------|--------------|
| 9 | 50.087 | +0.334 | 14:17:27.597 |
| 10 | 50.801 | +1.048 | 14:18:18.398 |
| 11 | 50.684 | +0.931 | 14:19:09.082 |
| 12 | 49.782 | +0.029 | 14:19:58.864 |

| Vuelta | Tempo de vuelta | Dif. resp. 1° | Hora del día |
|--|-----------------|---------------|--------------|
| (82) Mateu Fernandez Valcaneras | | | |
| 1 | 51.227 | +1.578 | 14:10:46.484 |
| 2 | 49.908 | +0.259 | 14:11:36.392 |
| 3 | 49.811 | +0.162 | 14:12:26.203 |
| 4 | 51.013 | +1.364 | 14:13:17.216 |
| 5 | 50.808 | +1.159 | 14:14:08.024 |
| 6 | 50.379 | +0.730 | 14:14:58.403 |
| 7 | 50.116 | +0.467 | 14:15:48.519 |
| 8 | 50.388 | +0.739 | 14:16:38.907 |
| 9 | 50.109 | +0.460 | 14:17:29.016 |
| 10 | 50.381 | +0.732 | 14:18:19.397 |
| 11 | 50.052 | +0.403 | 14:19:09.449 |
| 12 | 49.649 | - | 14:19:59.098 |

| Vuelta | Tempo de vuelta | Dif. resp. 1° | Hora del día |
|-------------------------------|-----------------|---------------|--------------|
| (2) Bernat Bergas Fiol | | | |
| 1 | 50.061 | +0.550 | 14:10:50.980 |
| 2 | 49.879 | +0.368 | 14:11:40.859 |
| 3 | 49.511 | - | 14:12:30.370 |
| 4 | 50.791 | +1.280 | 14:13:21.161 |
| 5 | 49.874 | +0.363 | 14:14:11.035 |
| 6 | 49.997 | +0.486 | 14:15:01.032 |
| 7 | 49.944 | +0.433 | 14:15:50.976 |
| 8 | 50.250 | +0.739 | 14:16:41.226 |
| 9 | 50.255 | +0.744 | 14:17:31.481 |
| 10 | 50.007 | +0.496 | 14:18:21.488 |
| 11 | 49.957 | +0.446 | 14:19:11.445 |
| 12 | 50.713 | +1.202 | 14:20:02.158 |

| Vuelta | Tempo de vuelta | Dif. resp. 1° | Hora del día |
|---------------------------------|-----------------|---------------|--------------|
| (81) Javier Andreu Riera | | | |
| 1 | 50.937 | +0.746 | 14:11:09.380 |
| 2 | 50.753 | +0.562 | 14:12:00.133 |
| 3 | 50.191 | - | 14:12:50.324 |
| 4 | 50.655 | +0.464 | 14:13:40.979 |
| 5 | 50.549 | +0.358 | 14:14:31.528 |
| 6 | 51.450 | +1.259 | 14:15:22.978 |
| 7 | 50.733 | +0.542 | 14:16:13.711 |
| 8 | 51.421 | +1.230 | 14:17:05.132 |
| 9 | 50.588 | +0.397 | 14:17:55.720 |
| 10 | 51.012 | +0.821 | 14:18:46.732 |
| 11 | 50.752 | +0.561 | 14:19:37.484 |

| Vuelta | Tempo de vuelta | Dif. resp. 1° | Hora del día |
|----------------------------------|-----------------|---------------|--------------|
| (23) Tomeu Verger Alcover | | | |
| 1 | 50.715 | +1.125 | 14:10:44.893 |
| 2 | 49.932 | +0.342 | 14:11:34.825 |
| 3 | 49.614 | +0.024 | 14:12:24.439 |
| 4 | 1:20.906 | +31.316 | 14:13:45.345 |
| 5 | 56.008 | +6.418 | 14:14:41.353 |
| 6 | 51.153 | +1.563 | 14:15:32.506 |
| 7 | 50.279 | +0.689 | 14:16:22.785 |
| 8 | 50.110 | +0.520 | 14:17:12.895 |
| 9 | 51.471 | +1.881 | 14:18:04.366 |
| 10 | 49.890 | +0.300 | 14:18:54.256 |
| 11 | 49.590 | - | 14:19:43.846 |

| Vuelta | Tempo de vuelta | Dif. resp. 1° | Hora del día |
|--------------------------------|-----------------|---------------|--------------|
| (84) Daniel Sans Valero | | | |
| 1 | 51.144 | +0.500 | 14:11:14.042 |

Impresos: 18/05/2015 8:50:54

Licenciado a: Federacion Balear de Motociclismo

Jefe de cronometraje
Director de Carrera

Orbits 2
www.amb-it.com
www.mylaps.com

MINIVELOCIDAD TROFEO MC MURO**MINIMOTARD 190 y 160****2ª Manga****Carrera****circuit mallorca 0,000 km****17/05/2015 06:00**

| Vuelta | mpo de vuelta | Dif. resp. 1° | Hora del día |
|--------|---------------|---------------|--------------|
| 2 | 50.768 | +0.124 | 14:12:04.810 |
| 3 | 50.644 | - | 14:12:55.454 |
| 4 | 51.634 | +0.990 | 14:13:47.088 |
| 5 | 51.051 | +0.407 | 14:14:38.139 |
| 6 | 51.514 | +0.870 | 14:15:29.653 |
| 7 | 51.286 | +0.642 | 14:16:20.939 |
| 8 | 50.938 | +0.294 | 14:17:11.877 |
| 9 | 52.824 | +2.180 | 14:18:04.701 |
| 10 | 51.330 | +0.686 | 14:18:56.031 |
| 11 | 52.054 | +1.410 | 14:19:48.085 |

(73) Juan Pallicer Mata

| | | | |
|---|---------------|--------|--------------|
| 1 | 50.457 | +0.660 | 14:10:44.543 |
| 2 | 49.961 | +0.164 | 14:11:34.504 |
| 3 | 49.797 | - | 14:12:24.301 |
| 4 | 50.716 | +0.919 | 14:13:15.017 |

(47) Fernando Font Martinez

| | | | |
|---|---------------|---|--------------|
| 1 | 48.172 | - | 14:10:37.329 |
|---|---------------|---|--------------|

(7) Juan Manuel Diaz Liñayo

| | | | |
|---|---------------|---|--------------|
| 1 | 53.904 | - | 14:10:48.621 |
|---|---------------|---|--------------|

Vuelta :mpo de vuelta Dif. resp. 1° Hora del día**Vuelta :mpo de vuelta Dif. resp. 1° Hora del día**

MINIVELOCIDAD TROFEO MC MURO**MINIMOTARD 190 y 160**

circuit mallorca 0,000 km

CLASIFICACION FINAL MINIMOTARD 190 Y 160

| Clasificación | Nº | Nombre | R1. | R2. | Total puntos |
|---------------|----|--------|-----|-----|--------------|
|---------------|----|--------|-----|-----|--------------|

Pit Bike 160

| | | | | | |
|-----------|-----|--------------------------------|----|-----------|----|
| 1 | 85 | Joaquin Lopez Mayorgas | 20 | 25 | 45 |
| 2 | 92 | Daniel Escolano Campos | 25 | 20 | 45 |
| 3 | 25 | Raul Caliz Ruiz | 16 | 16 | 32 |
| 4 | 12 | Jose Alberto Servera Xamena | 13 | 11 | 24 |
| 5 | 123 | Jose Antonio Perez Aguilo | 11 | 10 | 21 |
| 6 | 11 | Jose Luis Perez Gonzalez | 6 | 13 | 19 |
| 7 | 50 | Lazaro Suarez Aponte | 10 | 9 | 19 |
| 8 | 80 | Silvio Milfredo Guerrero Perez | 7 | 8 | 15 |
| 9 | 2 | Bernat Bergas Fiol | 8 | 7 | 15 |
| 10 | 81 | Javier Andreu Riera | 4 | 6 | 10 |
| 11 | 84 | Daniel Sans Valero | 5 | 4 | 9 |
| 12 | 7 | Juan Manuel Diaz Liñayo | 9 | 0 | 9 |
| 13 | 23 | Tomeu Verger Alcover | 0 | 5 | 5 |
| 14 | 73 | Juan Pallicer Mata | 3 | 0 | 3 |
| 15 | 89 | Daniel Barnes Ramon | 0 | 0 | 0 |

Pit Bike 190

| | | | | | |
|----------|----|----------------------------|----|-----------|----|
| 1 | 14 | Oscar Calvo Marti | 25 | 25 | 50 |
| 2 | 82 | Mateu Fernandez Valcaneras | 16 | 20 | 36 |
| 3 | 47 | Fernando Font Martinez | 20 | 0 | 20 |

Nombre

Nombre

R1. MINIMOTARD 190 y 160 - 1ª Manga

R2. MINIMOTARD 190 y 160 - 2ª Manga

Impresos: 18/05/2015 9:17:33**Licenciado a: Federacion Balear de Motociclismo****Jefe de cronometraje****Director de Carrera****Orbits 2****www.amb-it.com****www.mylaps.com**

SUPERMOTO

circuit mallorca 0,000 km

Entrenos Cronometrados 1

17/05/2015 10:33

Clasificación

| Posición | Nº | Nombre | Clase | Mejor Tm | f. resp. 1º | Mejor Vel. | n Vuelta |
|----------|----|-----------------------------|-----------|----------|-------------|------------|----------|
| 1 | 6 | Bruno Fernández Febrer | Supermoto | 47.298 | - | - | 9 |
| 2 | 12 | Toni Truyols Amer | Supermoto | 47.345 | +0.047 | - | 4 |
| 3 | 4 | Guillermo Mendez Mas | Supermoto | 47.672 | +0.374 | - | 3 |
| 4 | 3 | Antonio Fernandez Vaquer | Supermoto | 48.143 | +0.845 | - | 8 |
| 5 | 13 | Juan Antonio Torrent Orfila | Supermoto | 53.677 | +6.379 | - | 9 |
| 6 | 23 | Arturo Gonzalez Gomez | Supermoto | 54.833 | +7.535 | - | 2 |

SUPERMOTO

circuit mallorca 0,000 km

Entrenos Cronometrados 2


17/05/2015 10:38

Clasificación

| Posición | Nº | Nombre | Clase | Mejor Tm f. resp. 1º | Mejor Vel. n Vuelta |
|-----------------------|----|-----------------------------|-----------|----------------------|---------------------|
| 1 | 6 | Bruno Fernández Febrer | Supermoto | 46.452 - | - 5 |
| 2 | 3 | Antonio Fernandez Vaquer | Supermoto | 46.688 +0.236 | - 5 |
| 3 | 4 | Guillermo Mendez Mas | Supermoto | 46.700 +0.248 | - 5 |
| 4 | 12 | Toni Truyols Amer | Supermoto | 46.900 +0.448 | - 9 |
| 5 | 13 | Juan Antonio Torrent Orfila | Supermoto | 51.518 +5.066 | - 3 |
| No clasificado | | | | | |
| NE | 23 | Arturo Gonzalez Gomez | Supermoto | -.--- | - 0 |

MINIVELOCIDAD TROFEO MC MURO**SUPERMOTO**

circuit mallorca 0,000 km

PARRILLA DE SALIDA

| Posición | Nº | Nombre | Clase | R1. Mejor Tm | R2. Mejor Tm | Mejor Tº total |
|----------|----|-----------------------------|-----------|--------------|--------------|----------------|
| 1 | 6 | Bruno Fernández Febrer | Supermoto | 47.298 | 46.452 | 46.452 |
| 2 | 3 | Antonio Fernandez Vaquer | Supermoto | 48.143 | 46.688 | 46.688 |
| 3 | 4 | Guillermo Mendez Mas | Supermoto | 47.672 | 46.700 | 46.700 |
| 4 | 12 | Toni Truyols Amer | Supermoto | 47.345 | 46.900 | 46.900 |
| 5 | 13 | Juan Antonio Torrent Orfila | Supermoto | 53.677 | 51.518 | 51.518 |
| 6 | 23 | Arturo Gonzalez Gomez | Supermoto | 54.833 | -.--- | 54.833 |

Nombre

Nombre

R1. SUPERMOTO - Entrenos Cronometrados 1

R2. SUPERMOTO - Entrenos Cronometrados 2

Impresos: 18/05/2015 9:16:36**Licenciado a: Federacion Balear de Motociclismo****Jefe de cronometraje****Director de Carrera****Orbits 2****www.amb-it.com****www.mylaps.com**

SUPERMOTO

circuit mallorca 0,000 km

1º Manga

17/05/2015 10:38

Carrera

| Posición | Nº | Nombre | Clase | Vueltas | Dif. resp. 1º | Total Tº | Mejor Tm |
|-----------------------|----|-----------------------------|-----------|---------|---------------|-----------|----------|
| 1 | 6 | Bruno Fernández Febrer | Supermoto | 15 | - | 12:14.088 | 46.623 |
| 2 | 3 | Antonio Fernandez Vaquer | Supermoto | 15 | +0.813 | 12:14.901 | 46.559 |
| 3 | 12 | Toni Truyols Amer | Supermoto | 15 | +11.735 | 12:25.823 | 46.868 |
| 4 | 4 | Guillermo Mendez Mas | Supermoto | 15 | +32.583 | 12:46.671 | 46.148 |
| 5 | 13 | Juan Antonio Torrent Orfila | Supermoto | 14 | 1 Vuelta | 12:49.991 | 50.899 |
| No clasificado | | | | | | | |
| NE | 23 | Arturo Gonzalez Gomez | Supermoto | 0 | - | -:--- | -:--- |

| Márgen de victoria | Velocidad media | Mejor tº de vuelta | Mejor Vel. | Mejor vuelta para |
|--------------------|-----------------|--------------------|------------|--------------------------|
| +0.813 | - | 46.148 | - | [4] Guillermo Mendez Mas |

Impresos: 18/05/2015 9:02:37

Licenciado a: Federacion Balear de Motociclismo

Jefe de cronometraje
Director de Carrera

Orbits 2
www.amb-it.com
www.mylaps.com

MINIVELOCIDAD TROFEO MC MURO

SUPERMOTO

1º Manga

Carrera

circuit mallorca 0,000 km

17/05/2015 10:38

| Vuelta | Tempo de vuelta | Dif. resp. 1º | Hora del día |
|-----------------------------------|-----------------|---------------|--------------|
| (6) Bruno Fernández Febrer | | | |
| 1 | 46.871 | +0.248 | 13:10:49.162 |
| 2 | 46.911 | +0.288 | 13:11:36.073 |
| 3 | 47.560 | +0.937 | 13:12:23.633 |
| 4 | 46.623 | - | 13:13:10.256 |
| 5 | 46.920 | +0.297 | 13:13:57.176 |
| 6 | 46.708 | +0.085 | 13:14:43.884 |
| 7 | 46.713 | +0.090 | 13:15:30.597 |
| 8 | 46.978 | +0.355 | 13:16:17.575 |
| 9 | 47.056 | +0.433 | 13:17:04.631 |
| 10 | 47.094 | +0.471 | 13:17:51.725 |
| 11 | 46.883 | +0.260 | 13:18:38.608 |
| 12 | 46.940 | +0.317 | 13:19:25.548 |
| 13 | 47.121 | +0.498 | 13:20:12.669 |
| 14 | 47.270 | +0.647 | 13:20:59.939 |
| 15 | 47.138 | +0.515 | 13:21:47.077 |

| Vuelta | Tempo de vuelta | Dif. resp. 1º | Hora del día |
|-------------------------------------|-----------------|---------------|--------------|
| (3) Antonio Fernandez Vaquer | | | |
| 1 | 47.077 | +0.518 | 13:10:49.584 |
| 2 | 46.917 | +0.358 | 13:11:36.501 |
| 3 | 47.719 | +1.160 | 13:12:24.220 |
| 4 | 46.559 | - | 13:13:10.779 |
| 5 | 46.802 | +0.243 | 13:13:57.581 |
| 6 | 46.833 | +0.274 | 13:14:44.414 |
| 7 | 46.669 | +0.110 | 13:15:31.083 |
| 8 | 47.015 | +0.456 | 13:16:18.098 |
| 9 | 46.929 | +0.370 | 13:17:05.027 |
| 10 | 47.099 | +0.540 | 13:17:52.126 |
| 11 | 46.815 | +0.256 | 13:18:38.941 |
| 12 | 47.294 | +0.735 | 13:19:26.235 |
| 13 | 47.265 | +0.706 | 13:20:13.500 |
| 14 | 47.012 | +0.453 | 13:21:00.512 |
| 15 | 47.378 | +0.819 | 13:21:47.890 |

| Vuelta | Tempo de vuelta | Dif. resp. 1º | Hora del día |
|-------------------------------|-----------------|---------------|--------------|
| (12) Toni Truyols Amer | | | |
| 1 | 47.302 | +0.434 | 13:10:58.491 |
| 2 | 47.056 | +0.188 | 13:11:45.547 |
| 3 | 47.098 | +0.230 | 13:12:32.645 |
| 4 | 47.221 | +0.353 | 13:13:19.866 |
| 5 | 47.211 | +0.343 | 13:14:07.077 |
| 6 | 47.343 | +0.475 | 13:14:54.420 |
| 7 | 47.545 | +0.677 | 13:15:41.965 |
| 8 | 47.197 | +0.329 | 13:16:29.162 |
| 9 | 47.395 | +0.527 | 13:17:16.557 |
| 10 | 47.001 | +0.133 | 13:18:03.558 |
| 11 | 46.949 | +0.081 | 13:18:50.507 |
| 12 | 46.868 | - | 13:19:37.375 |
| 13 | 47.185 | +0.317 | 13:20:24.560 |
| 14 | 47.020 | +0.152 | 13:21:11.580 |
| 15 | 47.232 | +0.364 | 13:21:58.812 |

| Vuelta | Tempo de vuelta | Dif. resp. 1º | Hora del día |
|---------------------------------|-----------------|---------------|--------------|
| (4) Guillermo Mendez Mas | | | |
| 1 | 47.345 | +1.197 | 13:10:50.926 |
| 2 | 47.067 | +0.919 | 13:11:37.993 |
| 3 | 46.972 | +0.824 | 13:12:24.965 |
| 4 | 46.760 | +0.612 | 13:13:11.725 |
| 5 | 46.148 | - | 13:13:57.873 |
| 6 | 47.043 | +0.895 | 13:14:44.916 |
| 7 | 1:03.564 | +17.416 | 13:15:48.480 |
| 8 | 48.184 | +2.036 | 13:16:36.664 |

| Vuelta | Tempo de vuelta | Dif. resp. 1º | Hora del día |
|--------|-----------------|---------------|--------------|
| 9 | 49.736 | +3.588 | 13:17:26.400 |
| 10 | 49.091 | +2.943 | 13:18:15.491 |
| 11 | 51.934 | +5.786 | 13:19:07.425 |
| 12 | 48.229 | +2.081 | 13:19:55.654 |
| 13 | 48.344 | +2.196 | 13:20:43.998 |
| 14 | 46.812 | +0.664 | 13:21:30.810 |
| 15 | 48.850 | +2.702 | 13:22:19.660 |

| Vuelta | Tempo de vuelta | Dif. resp. 1º | Hora del día |
|---|-----------------|---------------|--------------|
| (13) Juan Antonio Torrent Orfila | | | |
| 1 | 52.100 | +1.201 | 13:10:59.708 |
| 2 | 51.047 | +0.148 | 13:11:50.755 |
| 3 | 51.426 | +0.527 | 13:12:42.181 |
| 4 | 50.899 | - | 13:13:33.080 |
| 5 | 51.430 | +0.531 | 13:14:24.510 |
| 6 | 51.705 | +0.806 | 13:15:16.215 |
| 7 | 52.883 | +1.984 | 13:16:09.098 |
| 8 | 51.975 | +1.076 | 13:17:01.073 |
| 9 | 54.171 | +3.272 | 13:17:55.244 |
| 10 | 53.013 | +2.114 | 13:18:48.257 |
| 11 | 53.752 | +2.853 | 13:19:42.009 |
| 12 | 53.648 | +2.749 | 13:20:35.657 |
| 13 | 53.173 | +2.274 | 13:21:28.830 |
| 14 | 54.150 | +3.251 | 13:22:22.980 |

| Vuelta | Tempo de vuelta | Dif. resp. 1º | Hora del día |
|--------|-----------------|---------------|--------------|
|--------|-----------------|---------------|--------------|

Impresos: 18/05/2015 9:03:24

Licenciado a: Federacion Balear de Motociclismo

Jefe de cronometraje

Director de Carrera

Orbits 2

www.amb-it.com

www.mylaps.com

SUPERMOTO

circuit mallorca 0,000 km

2º Manga

17/05/2015 10:39

Carrera

| Posición | Nº | Nombre | Clase | Vueltas | Dif. resp. 1º | Total Tº | Mejor Tm |
|-----------------------|----|-----------------------------|-----------|---------|---------------|-----------|----------|
| 1 | 6 | Bruno Fernández Febrer | Supermoto | 14 | - | 11:43.806 | 46.593 |
| 2 | 3 | Antonio Fernandez Vaquer | Supermoto | 14 | +0.282 | 11:44.088 | 46.531 |
| 3 | 4 | Guillermo Mendez Mas | Supermoto | 14 | +15.045 | 11:58.851 | 46.990 |
| 4 | 12 | Toni Truyols Amer | Supermoto | 14 | +15.540 | 11:59.346 | 46.747 |
| 5 | 13 | Juan Antonio Torrent Orfila | Supermoto | 13 | 1 Vuelta | 12:23.274 | 51.028 |
| No clasificado | | | | | | | |
| NE | 23 | Arturo Gonzalez Gomez | Supermoto | 0 | - | -:-- | -:-- |

| Márgen de victoria | Velocidad media | Mejor tº de vuelta | Mejor Vel. | Mejor vuelta para |
|--------------------|-----------------|--------------------|------------|------------------------------|
| +0.282 | - | 46.531 | - | [3] Antonio Fernandez Vaquer |

Impresos: 18/05/2015 9:03:59

Licenciado a: Federacion Balear de Motociclismo

Jefe de cronometraje

Orbits 2

Director de Carrera

www.amb-it.com

www.mylaps.com

MINIVELOCIDAD TROFEO MC MURO

SUPERMOTO

2º Manga

Carrera

circuit mallorca 0,000 km

17/05/2015 10:39

Vuelta :mpo de vuelta Dif. resp. 1º Hora del día

(6) Bruno Fernández Febrer

| Vuelta | mpo de vuelta | Dif. resp. 1º | Hora del día |
|--------|---------------|---------------|--------------|
| 1 | 46.857 | +0.264 | 14:24:52.502 |
| 2 | 46.910 | +0.317 | 14:25:39.412 |
| 3 | 46.738 | +0.145 | 14:26:26.150 |
| 4 | 46.928 | +0.335 | 14:27:13.078 |
| 5 | 46.664 | +0.071 | 14:27:59.742 |
| 6 | 46.707 | +0.114 | 14:28:46.449 |
| 7 | 46.735 | +0.142 | 14:29:33.184 |
| 8 | 46.737 | +0.144 | 14:30:19.921 |
| 9 | 47.042 | +0.449 | 14:31:06.963 |
| 10 | 46.870 | +0.277 | 14:31:53.833 |
| 11 | 46.593 | - | 14:32:40.426 |
| 12 | 46.632 | +0.039 | 14:33:27.058 |
| 13 | 46.660 | +0.067 | 14:34:13.718 |
| 14 | 46.904 | +0.311 | 14:35:00.622 |

(3) Antonio Fernandez Vaquer

| Vuelta | mpo de vuelta | Dif. resp. 1º | Hora del día |
|--------|---------------|---------------|--------------|
| 1 | 46.910 | +0.379 | 14:24:52.756 |
| 2 | 46.852 | +0.321 | 14:25:39.608 |
| 3 | 46.764 | +0.233 | 14:26:26.372 |
| 4 | 46.910 | +0.379 | 14:27:13.282 |
| 5 | 46.880 | +0.349 | 14:28:00.162 |
| 6 | 46.531 | - | 14:28:46.693 |
| 7 | 46.669 | +0.138 | 14:29:33.362 |
| 8 | 46.954 | +0.423 | 14:30:20.316 |
| 9 | 47.016 | +0.485 | 14:31:07.332 |
| 10 | 46.813 | +0.282 | 14:31:54.145 |
| 11 | 46.632 | +0.101 | 14:32:40.777 |
| 12 | 46.660 | +0.129 | 14:33:27.437 |
| 13 | 46.608 | +0.077 | 14:34:14.045 |
| 14 | 46.859 | +0.328 | 14:35:00.904 |

(4) Guillermo Mendez Mas

| Vuelta | mpo de vuelta | Dif. resp. 1º | Hora del día |
|--------|---------------|---------------|--------------|
| 1 | 47.033 | +0.043 | 14:24:53.784 |
| 2 | 47.117 | +0.127 | 14:25:40.901 |
| 3 | 46.990 | - | 14:26:27.891 |
| 4 | 47.194 | +0.204 | 14:27:15.085 |
| 5 | 50.792 | +3.802 | 14:28:05.877 |
| 6 | 48.141 | +1.151 | 14:28:54.018 |
| 7 | 48.231 | +1.241 | 14:29:42.249 |
| 8 | 47.506 | +0.516 | 14:30:29.755 |
| 9 | 48.199 | +1.209 | 14:31:17.954 |
| 10 | 47.765 | +0.775 | 14:32:05.719 |
| 11 | 47.502 | +0.512 | 14:32:53.221 |
| 12 | 47.898 | +0.908 | 14:33:41.119 |
| 13 | 47.222 | +0.232 | 14:34:28.341 |
| 14 | 47.326 | +0.336 | 14:35:15.667 |

(12) Toni Truyols Amer

| Vuelta | mpo de vuelta | Dif. resp. 1º | Hora del día |
|--------|---------------|---------------|--------------|
| 1 | 47.005 | +0.258 | 14:24:54.097 |
| 2 | 47.130 | +0.383 | 14:25:41.227 |
| 3 | 47.216 | +0.469 | 14:26:28.443 |
| 4 | 47.132 | +0.385 | 14:27:15.575 |
| 5 | 55.986 | +9.239 | 14:28:11.561 |
| 6 | 47.241 | +0.494 | 14:28:58.802 |
| 7 | 46.842 | +0.095 | 14:29:45.644 |
| 8 | 47.429 | +0.682 | 14:30:33.073 |
| 9 | 46.997 | +0.250 | 14:31:20.070 |
| 10 | 46.747 | - | 14:32:06.817 |
| 11 | 46.914 | +0.167 | 14:32:53.731 |

Vuelta :mpo de vuelta Dif. resp. 1º Hora del día

| | | | |
|----|---------------|--------|--------------|
| 12 | 47.915 | +1.168 | 14:33:41.646 |
| 13 | 46.975 | +0.228 | 14:34:28.621 |
| 14 | 47.541 | +0.794 | 14:35:16.162 |

(13) Juan Antonio Torrent Orfila

| Vuelta | mpo de vuelta | Dif. resp. 1º | Hora del día |
|--------|---------------|---------------|--------------|
| 1 | 51.156 | +0.128 | 14:25:02.008 |
| 2 | 51.968 | +0.940 | 14:25:53.976 |
| 3 | 51.376 | +0.348 | 14:26:45.352 |
| 4 | 51.028 | - | 14:27:36.380 |
| 5 | 51.546 | +0.518 | 14:28:27.926 |
| 6 | 51.559 | +0.531 | 14:29:19.485 |
| 7 | 51.287 | +0.259 | 14:30:10.772 |
| 8 | 51.352 | +0.324 | 14:31:02.124 |
| 9 | 54.607 | +3.579 | 14:31:56.731 |
| 10 | 53.326 | +2.298 | 14:32:50.057 |
| 11 | 55.327 | +4.299 | 14:33:45.384 |
| 12 | 54.867 | +3.839 | 14:34:40.251 |
| 13 | 59.839 | +8.811 | 14:35:40.090 |

Vuelta :mpo de vuelta Dif. resp. 1º Hora del día

MINIVELOCIDAD TROFEO MC MURO**SUPERMOTO**

circuit mallorca 0,000 km

CLASIFICACION FINAL SUPERMOTO

| Posición | Nº | Nombre | R1. | R2. | Total puntos |
|----------|----|-----------------------------|-----|-----------|--------------|
| 1 | 6 | Bruno Fernández Febrer | 25 | 25 | 50 |
| 2 | 3 | Antonio Fernandez Vaquer | 20 | 20 | 40 |
| 3 | 4 | Guillermo Mendez Mas | 13 | 16 | 29 |
| 4 | 12 | Toni Truyols Amer | 16 | 13 | 29 |
| 5 | 13 | Juan Antonio Torrent Orfila | 11 | 11 | 22 |
| 6 | 23 | Arturo Gonzalez Gomez | 0 | 0 | 0 |

Nombre

Nombre

R1. SUPERMOTO - 1º Manga

R2. SUPERMOTO - 2º Manga

Impresos: 18/05/2015 9:19:13**Licenciado a: Federacion Balear de Motociclismo****Jefe de cronometraje****Director de Carrera****Orbits 2****www.amb-it.com****www.mylaps.com**