



Motocross Rock Solid A

Clasificado por mejor tiempo de vuelta

MX1

Sant Rafael - Ibiza 0,000 km

Entrenos cronometrados

21/12/2014 08:56

Clasificación

Posición	Nº	Nombre	Clase	Mejor Tm	Dif. resp. 1º	En Vuelta	Puntos
1	15	Carlos Torres Ferrer	MX1	1:21.947	-	9	0
2	100	Joan Miquel MunarTorrens	MX1	1:22.534	+0.587	3	0
3	78	Toni Torres Gornes	MX1	1:22.607	+0.660	4	0
4	12	Daniel Vicente Mari Juan	MX1	1:22.654	+0.707	6	0
5	86	Miguel Astorga Salvador	MX1	1:23.138	+1.191	3	0
6	98	Daniel Juan Estevez	MX1	1:24.410	+2.463	3	0
7	24	Antonio Obrador Oliver	MX1	1:25.590	+3.643	4	0



Motocross Rock Solid A

Clasificado por vueltas

MX1

Sant Rafael - Ibiza 0,000 km

1º Manga

21/12/2014 08:56

Carrera

Clasificación	Nº	Nombre	Vueltas	Dif. resp. 1º	Total Tº	Mejor Tm	En Vuelta	Puntos
1	100	Joan Miquel MunarTorrens	16	-	23:38.428	1:21.839	5	25
2	98	Daniel Juan Estevez	16	+5.100	23:43.528	1:21.622	8	22
3	78	Toni Torres Gornes	16	+7.145	23:45.573	1:21.704	4	20
4	15	Carlos Torres Ferrer	16	+22.302	24:00.730	1:22.324	7	18
5	12	Daniel Vicente Mari Juan	16	+50.284	24:28.712	1:24.422	14	16
6	24	Antonio Obrador Oliver	15	1 Vuelta	24:44.843	1:26.072	2	15
No clasificado (75% = 12 Vueltas)								
NE	86	Miguel Astorga Salvador	0	-	-.---	-.---	0	0

Márgen de victoria	Velocidad media	Mejor tº de vuelta	Mejor Vel.	Mejor vuelta para
+5.100	-	1:21.622	-	[98] Daniel Juan Estevez

Impresos: 21/01/2015 10:18:10

Clasificado a: Federacion Balear de Motociclismo

Jefe de cronometraje

Orbits 2

Director de Carrera

www.amb-it.com

www.mylaps.com



Motocross Rock Solid A

MX1
Sant Rafael - Ibiza 0,000 km
1º Manga
21/12/2014 08:56
Carrera

	Vuelta	mpo de vuelta	Dif. resp. 1º	Hora del día
(100) Joan Miquel MunarTorrens				
1	1:21.929		+0.090	14:12:35.544
2	1:22.907		+1.068	14:13:58.451
3	1:22.981		+1.142	14:15:21.432
4	1:22.256		+0.417	14:16:43.688
5	1:21.839		-	14:18:05.527
6	1:23.285		+1.446	14:19:28.812
7	1:22.679		+0.840	14:20:51.491
8	1:22.556		+0.717	14:22:14.047
9	1:22.696		+0.857	14:23:36.743
10	1:23.448		+1.609	14:25:00.191
11	1:22.826		+0.987	14:26:23.017
12	1:23.662		+1.823	14:27:46.679
13	1:22.933		+1.094	14:29:09.612
14	1:22.712		+0.873	14:30:32.324
15	1:22.876		+1.037	14:31:55.200
16	1:25.281		+3.442	14:33:20.481

	Vuelta	mpo de vuelta	Dif. resp. 1º	Hora del día
(98) Daniel Juan Estevez				
1	1:22.135		+0.513	14:12:42.231
2	1:22.440		+0.818	14:14:04.671
3	1:22.243		+0.621	14:15:26.914
4	1:22.061		+0.439	14:16:48.975
5	1:21.814		+0.192	14:18:10.789
6	1:21.907		+0.285	14:19:32.696
7	1:22.062		+0.440	14:20:54.758
8	1:21.622		-	14:22:16.380
9	1:23.309		+1.687	14:23:39.689
10	1:22.743		+1.121	14:25:02.432
11	1:23.250		+1.628	14:26:25.682
12	1:22.123		+0.501	14:27:47.805
13	1:23.014		+1.392	14:29:10.819
14	1:22.618		+0.996	14:30:33.437
15	1:23.394		+1.772	14:31:56.831
16	1:28.750		+7.128	14:33:25.581

	Vuelta	mpo de vuelta	Dif. resp. 1º	Hora del día
(78) Toni Torres Gornes				
1	1:23.477		+1.773	14:12:41.042
2	1:24.641		+2.937	14:14:05.683
3	1:23.915		+2.211	14:15:29.598
4	1:21.704		-	14:16:51.302
5	1:22.000		+0.296	14:18:13.302
6	1:22.601		+0.897	14:19:35.903
7	1:23.013		+1.309	14:20:58.916
8	1:22.625		+0.921	14:22:21.541
9	1:23.018		+1.314	14:23:44.559
10	1:21.748		+0.044	14:25:06.307
11	1:21.986		+0.282	14:26:28.293
12	1:22.541		+0.837	14:27:50.834
13	1:23.426		+1.722	14:29:14.260
14	1:23.701		+1.997	14:30:37.961
15	1:25.113		+3.409	14:32:03.074
16	1:24.552		+2.848	14:33:27.626

	Vuelta	mpo de vuelta	Dif. resp. 1º	Hora del día
(15) Carlos Torres Ferrer				
1	1:23.257		+0.933	14:12:43.791
2	1:23.299		+0.975	14:14:07.090
3	1:23.268		+0.944	14:15:30.358
4	1:22.423		+0.099	14:16:52.781
5	1:22.898		+0.574	14:18:15.679
6	1:22.907		+0.583	14:19:38.586
7	1:22.324		-	14:21:00.910
8	1:22.540		+0.216	14:22:23.450
9	1:22.947		+0.623	14:23:46.397
10	1:23.723		+1.399	14:25:10.120

	Vuelta	mpo de vuelta	Dif. resp. 1º	Hora del día
11	1:23.513		+1.189	14:26:33.633
12	1:24.556		+2.232	14:27:58.189
13	1:23.692		+1.368	14:29:21.881
14	1:25.537		+3.213	14:30:47.418
15	1:26.750		+4.426	14:32:14.168
16	1:28.615		+6.291	14:33:42.783

	Vuelta	mpo de vuelta	Dif. resp. 1º	Hora del día
(12) Daniel Vicente Mari Juan				
1	1:26.057		+1.635	14:12:47.699
2	1:25.962		+1.540	14:14:13.661
3	1:27.280		+2.858	14:15:40.941
4	1:26.158		+1.736	14:17:07.099
5	1:24.950		+0.528	14:18:32.049
6	1:24.742		+0.320	14:19:56.791
7	1:30.903		+6.481	14:21:27.694
8	1:24.553		+0.131	14:22:52.247
9	1:24.591		+0.169	14:24:16.838
10	1:24.557		+0.135	14:25:41.395
11	1:24.868		+0.446	14:27:06.263
12	1:24.686		+0.264	14:28:30.949
13	1:25.231		+0.809	14:29:56.180
14	1:24.422		-	14:31:20.602
15	1:25.194		+0.772	14:32:45.796
16	1:24.969		+0.547	14:34:10.765

	Vuelta	mpo de vuelta	Dif. resp. 1º	Hora del día
(24) Antonio Obrador Oliver				
1	1:27.588		+1.516	14:12:47.252
2	1:26.072		-	14:14:13.324
3	1:27.290		+1.218	14:15:40.614
4	1:27.141		+1.069	14:17:07.755
5	1:26.942		+0.870	14:18:34.697
6	1:29.806		+3.734	14:20:04.503
7	1:27.396		+1.324	14:21:31.899
8	1:27.078		+1.006	14:22:58.977
9	1:28.472		+2.400	14:24:27.449
10	1:38.864		+12.792	14:26:06.313
11	1:46.035		+19.963	14:27:52.348
12	1:42.348		+16.276	14:29:34.696
13	1:38.744		+12.672	14:31:13.440
14	1:35.938		+9.866	14:32:49.378
15	1:37.518		+11.446	14:34:26.896



Motocross Rock Solid A

Clasificado por vueltas

MX1

Sant Rafael - Ibiza 0,000 km

2º Manga

21/12/2014 08:56

Carrera

Clasificación	Nº	Nombre	Vueltas	Dif. resp. 1º	Total Tº	Mejor Tm	En Vuelta	Puntos
1	100	Joan Miquel MunarTorrens	16	-	23:16.863	1:21.179	1	25
2	98	Daniel Juan Estevez	16	+11.271	23:28.134	1:21.027	1	22
3	78	Toni Torres Gornes	16	+16.348	23:33.211	1:22.105	4	20
4	15	Carlos Torres Ferrer	16	+34.405	23:51.268	1:22.714	4	18
5	12	Daniel Vicente Mari Juan	16	+51.827	24:08.690	1:23.390	5	16
6	24	Antonio Obrador Oliver	16	+1:10.168	24:27.031	1:25.113	2	15
No clasificado (75% = 12 Vueltas)								
NE	86	Miguel Astorga Salvador	0	-	-.---	-.---	0	0

Márgen de victoria	Velocidad media	Mejor tº de vuelta	Mejor Vel.	Mejor vuelta para
+11.271	-	1:21.027	-	[98] Daniel Juan Estevez

Impresos: 21/01/2015 10:19:37

Organizado a: Federacion Balear de Motociclismo

Jefe de cronometraje

Orbits 2

Director de Carrera

www.amb-it.com

www.mylaps.com



Motocross Rock Solid A

MX1

Sant Rafael - Ibiza 0,000 km

2º Manga

21/12/2014 08:56

Carrera

Vuelta :mpo de vuelta **Dif. resp. 1º** **Hora del día**

(100) Joan Miquel MunarTorrens

Vuelta	mpo de vuelta	Dif. resp. 1º	Hora del día
1	1:21.179	-	15:49:06.510
2	1:21.416	+0.237	15:50:27.926
3	1:22.207	+1.028	15:51:50.133
4	1:21.516	+0.337	15:53:11.649
5	1:22.009	+0.830	15:54:33.658
6	1:22.216	+1.037	15:55:55.874
7	1:21.894	+0.715	15:57:17.768
8	1:22.562	+1.383	15:58:40.330
9	1:22.686	+1.507	16:00:03.016
10	1:22.385	+1.206	16:01:25.401
11	1:22.260	+1.081	16:02:47.661
12	1:23.060	+1.881	16:04:10.721
13	1:23.379	+2.200	16:05:34.100
14	1:23.026	+1.847	16:06:57.126
15	1:25.728	+4.549	16:08:22.854
16	1:26.798	+5.619	16:09:49.652

(98) Daniel Juan Estevez

Vuelta	mpo de vuelta	Dif. resp. 1º	Hora del día
1	1:21.027	-	15:49:07.451
2	1:21.478	+0.451	15:50:28.929
3	1:21.941	+0.914	15:51:50.870
4	1:21.826	+0.799	15:53:12.696
5	1:22.242	+1.215	15:54:34.938
6	1:21.988	+0.961	15:55:56.926
7	1:21.864	+0.837	15:57:18.790
8	1:24.010	+2.983	15:58:42.800
9	1:22.906	+1.879	16:00:05.706
10	1:22.536	+1.509	16:01:28.242
11	1:22.626	+1.599	16:02:50.868
12	1:23.052	+2.025	16:04:13.920
13	1:22.097	+1.070	16:05:36.017
14	1:22.147	+1.120	16:06:58.164
15	1:37.366	+16.339	16:08:35.530
16	1:25.393	+4.366	16:10:00.923

(78) Toni Torres Gomes

Vuelta	mpo de vuelta	Dif. resp. 1º	Hora del día
1	1:22.403	+0.298	15:49:10.785
2	1:23.743	+1.638	15:50:34.528
3	1:24.074	+1.969	15:51:58.602
4	1:22.105	-	15:53:20.707
5	1:22.820	+0.715	15:54:43.527
6	1:23.138	+1.033	15:56:06.665
7	1:22.479	+0.374	15:57:29.144
8	1:22.624	+0.519	15:58:51.768
9	1:23.595	+1.490	16:00:15.363
10	1:23.895	+1.790	16:01:39.258
11	1:24.121	+2.016	16:03:03.379
12	1:23.179	+1.074	16:04:26.558
13	1:24.082	+1.977	16:05:50.640
14	1:25.057	+2.952	16:07:15.697
15	1:24.722	+2.617	16:08:40.419
16	1:25.581	+3.476	16:10:06.000

(15) Carlos Torres Ferrer

Vuelta	mpo de vuelta	Dif. resp. 1º	Hora del día
1	1:23.821	+1.107	15:49:13.587
2	1:24.559	+1.845	15:50:38.146
3	1:23.104	+0.390	15:52:01.250
4	1:22.714	-	15:53:23.964
5	1:23.334	+0.620	15:54:47.298
6	1:23.710	+0.996	15:56:11.008
7	1:24.040	+1.326	15:57:35.048
8	1:24.164	+1.450	15:58:59.212
9	1:23.851	+1.137	16:00:23.063
10	1:24.748	+2.034	16:01:47.811

Vuelta :mpo de vuelta **Dif. resp. 1º** **Hora del día**

11	1:24.799	+2.085	16:03:12.610
12	1:25.159	+2.445	16:04:37.769
13	1:25.591	+2.877	16:06:03.360
14	1:26.251	+3.537	16:07:29.611
15	1:26.207	+3.493	16:08:55.818
16	1:28.239	+5.525	16:10:24.057

(12) Daniel Vicente Mari Juan

Vuelta	mpo de vuelta	Dif. resp. 1º	Hora del día
1	1:24.525	+1.135	15:49:16.780
2	1:24.949	+1.559	15:50:41.729
3	1:23.909	+0.519	15:52:05.638
4	1:24.457	+1.067	15:53:30.095
5	1:23.390	-	15:54:53.485
6	1:24.379	+0.989	15:56:17.864
7	1:24.412	+1.022	15:57:42.276
8	1:24.051	+0.661	15:59:06.327
9	1:24.355	+0.965	16:00:30.682
10	1:24.498	+1.108	16:01:55.180
11	1:38.088	+14.698	16:03:33.268
12	1:24.997	+1.607	16:04:58.265
13	1:25.224	+1.834	16:06:23.489
14	1:24.998	+1.608	16:07:48.487
15	1:26.046	+2.656	16:09:14.533
16	1:26.946	+3.556	16:10:41.479

(24) Antonio Obrador Oliver

Vuelta	mpo de vuelta	Dif. resp. 1º	Hora del día
1	1:26.351	+1.238	15:49:23.352
2	1:25.113	-	15:50:48.465
3	1:25.693	+0.580	15:52:14.158
4	1:25.225	+0.112	15:53:39.383
5	1:25.426	+0.313	15:55:04.809
6	1:26.400	+1.287	15:56:31.209
7	1:27.253	+2.140	15:57:58.462
8	1:27.107	+1.994	15:59:25.569
9	1:25.313	+0.200	16:00:50.882
10	1:26.297	+1.184	16:02:17.179
11	1:26.378	+1.265	16:03:43.557
12	1:25.562	+0.449	16:05:09.119
13	1:26.452	+1.339	16:06:35.571
14	1:27.296	+2.183	16:08:02.867
15	1:28.374	+3.261	16:09:31.241
16	1:28.579	+3.466	16:10:59.820

Vuelta :mpo de vuelta **Dif. resp. 1º** **Hora del día**

11	1:24.799	+2.085	16:03:12.610
12	1:25.159	+2.445	16:04:37.769
13	1:25.591	+2.877	16:06:03.360
14	1:26.251	+3.537	16:07:29.611
15	1:26.207	+3.493	16:08:55.818
16	1:28.239	+5.525	16:10:24.057




Motocross Rock Solid A

MX1

Sant Rafael - Ibiza 0,000 km

CLASIFICACION FINAL PROVISIONAL MX1



Posició	Nº	Nombre	Clase	R1.	R2.	Total puntos
MX1						
1	100	Joan Miquel MunarTorrens	MX1	25	25	50
2	98	Daniel Juan Estevez	MX1	22	22	44
3	78	Toni Torres Gornes	MX1	20	20	40
4	15	Carlos Torres Ferrer	MX1	18	18	36
5	12	Daniel Vicente Mari Juan	MX1	16	16	32
6	24	Antonio Obrador Oliver	MX1	15	15	30
7	86	Miguel Astorga Salvador	MX1	0	0	0

Nombre

Nombre

R1. MX1 - 1º Manga
R2. MX1 - 2º Manga

**Motocross Rock Solid A****Clasificado por mejor tiempo de vuelta**

MX2 MX2SUB18

Sant Rafael - Ibiza 0,000 km

Entrenos cronometrados

21/12/2014 08:59

Clasificación

Posición	Nº	Nombre	Clase	Mejor Tm	Dif. resp. 1º	En Vuelta	Puntos
1	25	Mateu Matemales Amengual	MX2	1:27.339	-	6	0
2	12	Miguel Ángel Martín Marí	MX2	1:28.509	+1.170	6	0
3	24	Asier Serra Brasero	MX2 SUB 18	1:28.901	+1.562	4	0
4	72	Sergio Serra Miguel	MX2	1:31.029	+3.690	3	0
5	7	Vicente Mari Ramon	MX2 SUB 18	1:32.517	+5.178	2	0
6	43	Jordan Riera Enseñat	MX2	1:33.393	+6.054	3	0
7	61	David Mariano Vives	MX2	1:35.015	+7.676	3	0
8	66	Carlos Tur Planells	MX2	1:35.269	+7.930	2	0
9	144	Kevin Gonzalez Saiz	MX2 SUB 18	1:37.700	+10.361	8	0
10	989	Manuel Martín Pascual	MX2 SUB 18	1:38.204	+10.865	1	0



Motocross Rock Solid A

Clasificado por vueltas

MX2 MX2SUB18

Sant Rafael - Ibiza 0,000 km

1º Manga

21/12/2014 08:59

Carrera

Clasificación	Nº	Nombre	Vueltas	Dif. resp. 1º	Total Tº	Mejor Tm	En Vuelta	Puntos
MX2								
1	25	Mateu Matemales Amengual	15	-	24:16.210	1:27.902	3	25
2	72	Sergio Serra Miguel	15	+22.648	24:38.858	1:28.620	1	22
3	12	Miguel Ángel Martín Marí	15	+54.670	25:10.880	1:29.573	1	20
4	66	Carlos Tur Planells	15	+1:09.634	25:25.844	1:32.422	1	18
5	61	David Mariano Vives	14	1 Vuelta	24:17.667	1:34.677	3	16
6	43	Jordan Riera Enseñat	14	+1:02.935	25:20.602	1:31.525	2	15
MX2 SUB 18								
1	7	Vicente Mari Ramon	15	-	25:44.407	1:33.914	1	25
2	24	Asier Serra Brasero	14	1 Vuelta	24:23.104	1:32.823	3	22
3	989	Manuel Martín Pascual	14	+22.594	24:45.698	1:32.660	1	20
4	144	Kevin Gonzalez Saiz	14	+26.556	24:49.660	1:36.137	2	18

Márgen de victoria	Velocidad media	Mejor tº de vuelta	Mejor Vel.	Mejor vuelta para
+22.648	-	1:27.902	-	[25] Mateu Matemales Amengua

Impresos: 21/01/2015 10:22:34

Organizado a: Federacion Balear de Motociclismo

Jefe de cronometraje

Orbits 2

Director de Carrera

www.amb-it.com

www.mylaps.com



Motocross Rock Solid A

MX2 MX2SUB18

Sant Rafael - Ibiza 0,000 km

1º Manga

21/12/2014 08:59

Carrera

Vuelta	Tempo de vuelta	Dif. resp. 1º	Hora del día
(25) Mateu Matemales Amengual			
1	1:28.368	+0.466	13:45:50.577
2	1:27.992	+0.090	13:47:18.569
3	1:27.902	-	13:48:46.471
4	1:29.674	+1.772	13:50:16.145
5	1:28.503	+0.601	13:51:44.648
6	1:29.353	+1.451	13:53:14.001
7	1:30.395	+2.493	13:54:44.396
8	1:32.452	+4.550	13:56:16.848
9	1:32.363	+4.461	13:57:49.211
10	1:32.492	+4.590	13:59:21.703
11	1:31.620	+3.718	14:00:53.323
12	1:32.790	+4.888	14:02:26.113
13	1:31.728	+3.826	14:03:57.841
14	1:30.952	+3.050	14:05:28.793
15	1:34.438	+6.536	14:07:03.231

(72) Sergio Serra Miguel			
1	1:28.620	-	13:45:55.742
2	1:29.379	+0.759	13:47:25.121
3	1:29.156	+0.536	13:48:54.277
4	1:30.603	+1.983	13:50:24.880
5	1:29.772	+1.152	13:51:54.652
6	1:38.783	+10.163	13:53:33.435
7	1:33.286	+4.666	13:55:06.721
8	1:33.247	+4.627	13:56:39.968
9	1:32.993	+4.373	13:58:12.961
10	1:32.285	+3.665	13:59:45.246
11	1:31.511	+2.891	14:01:16.757
12	1:32.493	+3.873	14:02:49.250
13	1:31.074	+2.454	14:04:20.324
14	1:32.365	+3.745	14:05:52.689
15	1:33.190	+4.570	14:07:25.879

(12) Miguel Ángel Martín Mari			
1	1:29.573	-	13:46:03.932
2	1:31.278	+1.705	13:47:35.210
3	1:32.331	+2.758	13:49:07.541
4	1:37.324	+7.751	13:50:44.865
5	1:32.895	+3.322	13:52:17.760
6	1:33.816	+4.243	13:53:51.576
7	1:35.383	+5.810	13:55:26.959
8	1:32.424	+2.851	13:56:59.383
9	1:32.110	+2.537	13:58:31.493
10	1:35.641	+6.068	14:00:07.134
11	1:33.531	+3.958	14:01:40.665
12	1:32.436	+2.863	14:03:13.101
13	1:35.028	+5.455	14:04:48.129
14	1:33.704	+4.131	14:06:21.833
15	1:36.068	+6.495	14:07:57.901

(66) Carlos Tur Planells			
1	1:32.422	-	13:45:58.676
2	1:34.582	+2.160	13:47:33.258
3	1:33.622	+1.200	13:49:06.880
4	1:34.584	+2.162	13:50:41.464
5	1:34.655	+2.233	13:52:16.119
6	1:34.439	+2.017	13:53:50.558
7	1:37.237	+4.815	13:55:27.795
8	1:34.526	+2.104	13:57:02.321
9	1:34.713	+2.291	13:58:37.034
10	1:36.572	+4.150	14:00:13.606
11	1:36.084	+3.662	14:01:49.690
12	1:34.906	+2.484	14:03:24.596
13	1:35.908	+3.486	14:05:00.504

Vuelta	Tempo de vuelta	Dif. resp. 1º	Hora del día
14	1:36.509	+4.087	14:06:37.013
15	1:35.852	+3.430	14:08:12.865
(7) Vicente Mari Ramon			
1	1:33.914	-	13:46:02.675
2	1:36.116	+2.202	13:47:38.791
3	1:35.280	+1.366	13:49:14.071
4	1:35.622	+1.708	13:50:49.693
5	1:35.110	+1.196	13:52:24.803
6	1:35.202	+1.288	13:54:00.005
7	1:37.113	+3.199	13:55:37.118
8	1:37.366	+3.452	13:57:14.484
9	1:35.968	+2.054	13:58:50.452
10	1:33.994	+0.080	14:00:24.446
11	1:37.083	+3.169	14:02:01.529
12	1:36.767	+2.853	14:03:38.296
13	1:36.727	+2.813	14:05:15.023
14	1:37.780	+3.866	14:06:52.803
15	1:38.625	+4.711	14:08:31.428

(61) David Mariano Vives			
1	1:38.097	+3.420	13:46:10.760
2	1:37.327	+2.650	13:47:48.087
3	1:34.677	-	13:49:22.764
4	1:35.891	+1.214	13:50:58.655
5	1:35.729	+1.052	13:52:34.384
6	1:36.133	+1.456	13:54:10.517
7	1:35.433	+0.756	13:55:45.950
8	1:34.678	+0.001	13:57:20.628
9	1:34.876	+0.199	13:58:55.504
10	1:35.226	+0.549	14:00:30.730
11	1:36.495	+1.818	14:02:07.225
12	1:36.520	+1.843	14:03:43.745
13	1:38.496	+3.819	14:05:22.241
14	1:42.447	+7.770	14:07:04.688

(24) Asier Serra Brasero			
1	1:34.351	+1.528	13:46:12.509
2	1:35.063	+2.240	13:47:47.572
3	1:32.823	-	13:49:20.395
4	1:34.672	+1.849	13:50:55.067
5	1:36.736	+3.913	13:52:31.803
6	1:36.062	+3.239	13:54:07.865
7	1:36.106	+3.283	13:55:43.971
8	1:35.436	+2.613	13:57:19.407
9	1:40.029	+7.206	13:58:59.436
10	1:40.006	+7.183	14:00:39.442
11	1:37.309	+4.486	14:02:16.751
12	1:37.117	+4.294	14:03:53.868
13	1:39.560	+6.737	14:05:33.428
14	1:36.697	+3.874	14:07:10.125

(989) Manuel Martín Pascual			
1	1:32.660	-	13:46:09.745
2	1:34.355	+1.695	13:47:44.100
3	1:33.114	+0.454	13:49:17.214
4	1:35.248	+2.588	13:50:52.462
5	1:34.680	+2.020	13:52:27.142
6	1:33.340	+0.680	13:54:00.482
7	1:34.544	+1.884	13:55:35.026
8	1:37.236	+4.576	13:57:12.262
9	1:35.483	+2.823	13:58:47.745
10	1:36.041	+3.381	14:00:23.786
11	2:15.740	+43.080	14:02:39.526
12	1:37.878	+5.218	14:04:17.404
13	1:37.972	+5.312	14:05:55.376

Vuelta	Tempo de vuelta	Dif. resp. 1º	Hora del día
14	1:37.343	+4.683	14:07:32.719
(144) Kevin Gonzalez Saiz			
1	1:36.997	+0.860	13:46:16.624
2	1:36.137	-	13:47:52.761
3	1:36.969	+0.832	13:49:29.730
4	1:36.807	+0.670	13:51:06.537
5	1:39.466	+3.329	13:52:46.003
6	1:36.932	+0.795	13:54:22.935
7	1:39.473	+3.336	13:56:02.408
8	1:40.041	+3.904	13:57:42.449
9	1:41.326	+5.189	13:59:23.775
10	1:40.861	+4.724	14:01:04.636
11	1:39.214	+3.077	14:02:43.850
12	1:37.126	+0.989	14:04:20.976
13	1:37.029	+0.892	14:05:58.005
14	1:38.676	+2.539	14:07:36.681

(43) Jordan Riera Enseñat			
1	1:32.896	+1.371	13:46:07.765
2	1:31.525	-	13:47:39.290
3	1:45.745	+14.220	13:49:25.035
4	1:33.012	+1.487	13:50:58.047
5	1:31.527	+0.002	13:52:29.574
6	1:33.618	+2.093	13:54:03.192
7	1:47.231	+15.706	13:55:50.423
8	1:44.103	+12.578	13:57:34.526
9	1:40.920	+9.395	13:59:15.446
10	1:42.283	+10.758	14:00:57.729
11	1:43.893	+12.368	14:02:41.622
12	1:48.023	+16.498	14:04:29.645
13	1:46.999	+15.474	14:06:16.644
14	1:50.979	+19.454	14:08:07.623


Motocross Rock Solid A
Clasificado por vueltas
MX2 MX2SUB18
Sant Rafael - Ibiza 0,000 km
2º Manga
21/12/2014 08:59
Carrera

Clasificación	Nº	Nombre	Vueltas	Dif. resp. 1º	Total Tº	Mejor Tm	En Vuelta	Puntos
MX2								
1	25	Mateu Matemales Amengual	15	-	24:23.344	1:28.407	1	25
2	43	Jordan Riera Enseñat	15	+36.196	24:59.540	1:31.556	4	22
3	61	David Mariano Vives	15	+1:23.210	25:46.554	1:34.715	11	20
4	12	Miguel Ángel Martín Marí	15	+1:35.952	25:59.296	1:32.021	1	18
5	66	Carlos Tur Planells	14	1 Vuelta	24:41.869	1:33.852	1	16
NT	72	Sergio Serra Miguel	13	-	22:09.584	1:30.462	1	0
MX2 SUB 18								
1	24	Asier Serra Brasero	14	-	24:28.036	1:33.222	1	25
2	7	Vicente Mari Ramon	14	+22.022	24:50.058	1:35.432	1	22
3	144	Kevin Gonzalez Saiz	14	+45.386	25:13.422	1:36.322	3	20
NE	989	Manuel Martín Pascual	0	-	--:--	--:--	0	0

Márgen de victoria	Velocidad media	Mejor tº de vuelta	Mejor Vel.	Mejor vuelta para
+36.196	-	1:28.407	-	[25] Mateu Matemales Amengua

Impresos: 21/01/2015 10:23:43
Organizado a: Federacion Balear de Motociclismo
Jefe de cronometraje
Orbits 2
Director de Carrera
www.amb-it.com
www.mylaps.com



Motocross Rock Solid A

MX2 MX2SUB18

Sant Rafael - Ibiza 0,000 km

2º Manga

21/12/2014 08:59

Carrera

Vuelta	Tempo de vuelta	Dif. resp. 1º	Hora del día
(25) Mateu Matemales Amengual			
1	1:28.407	-	15:21:45.762
2	1:29.857	+1.450	15:23:15.619
3	1:29.516	+1.109	15:24:45.135
4	1:30.763	+2.356	15:26:15.898
5	1:30.028	+1.621	15:27:45.926
6	1:31.270	+2.863	15:29:17.196
7	1:31.671	+3.264	15:30:48.867
8	1:30.178	+1.771	15:32:19.045
9	1:32.268	+3.861	15:33:51.313
10	1:31.152	+2.745	15:35:22.465
11	1:30.854	+2.447	15:36:53.319
12	1:31.435	+3.028	15:38:24.754
13	1:34.946	+6.539	15:39:59.700
14	1:33.768	+5.361	15:41:33.468
15	1:40.615	+12.208	15:43:14.083

(43) Jordan Riera Enseñat			
1	1:32.928	+1.372	15:21:56.009
2	1:31.741	+0.185	15:23:27.750
3	1:32.912	+1.356	15:25:00.662
4	1:31.556	-	15:26:32.218
5	1:33.096	+1.540	15:28:05.314
6	1:32.512	+0.956	15:29:37.826
7	1:33.448	+1.892	15:31:11.274
8	1:33.830	+2.274	15:32:45.104
9	1:34.274	+2.718	15:34:19.378
10	1:34.992	+3.436	15:35:54.370
11	1:34.246	+2.690	15:37:28.616
12	1:34.622	+3.066	15:39:03.238
13	1:34.898	+3.342	15:40:38.136
14	1:34.393	+2.837	15:42:12.529
15	1:37.750	+6.194	15:43:50.279

(61) David Mariano Vives			
1	1:35.353	+0.638	15:22:09.296
2	1:35.438	+0.723	15:23:44.734
3	1:35.927	+1.212	15:25:20.661
4	1:36.304	+1.589	15:26:56.965
5	1:36.303	+1.588	15:28:33.268
6	1:36.304	+1.589	15:30:09.572
7	1:36.408	+1.693	15:31:45.980
8	1:37.866	+3.151	15:33:23.846
9	1:36.455	+1.740	15:35:00.301
10	1:37.746	+3.031	15:36:38.047
11	1:34.715	-	15:38:12.762
12	1:35.877	+1.162	15:39:48.639
13	1:35.886	+1.171	15:41:24.525
14	1:36.248	+1.533	15:43:00.773
15	1:36.520	+1.805	15:44:37.293

(12) Miguel Ángel Martín Mari			
1	1:32.021	-	15:21:53.718
2	1:34.414	+2.393	15:23:28.132
3	1:34.806	+2.785	15:25:02.938
4	1:33.697	+1.676	15:26:36.635
5	1:35.286	+3.265	15:28:11.921
6	1:36.282	+4.261	15:29:48.203
7	1:38.319	+6.298	15:31:26.522
8	1:38.705	+6.684	15:33:05.227
9	1:39.182	+7.161	15:34:44.409
10	1:43.495	+11.474	15:36:27.904
11	1:38.905	+6.884	15:38:06.809
12	1:38.353	+6.332	15:39:45.162
13	1:38.997	+6.976	15:41:24.159

Vuelta	Tempo de vuelta	Dif. resp. 1º	Hora del día
14	1:41.246	+9.225	15:43:05.405
15	1:44.630	+12.609	15:44:50.035
(24) Asier Serra Brasero			
1	1:33.222	-	15:22:04.137
2	1:34.168	+0.946	15:23:38.305
3	1:33.499	+0.277	15:25:11.804
4	1:33.901	+0.679	15:26:45.705
5	1:34.341	+1.119	15:28:20.046
6	1:39.628	+6.406	15:29:59.674
7	1:38.034	+4.812	15:31:37.708
8	1:38.499	+5.277	15:33:16.207
9	1:37.980	+4.758	15:34:54.187
10	1:39.570	+6.348	15:36:33.757
11	1:38.199	+4.977	15:38:11.956
12	1:40.461	+7.239	15:39:52.417
13	1:44.266	+11.044	15:41:36.683
14	1:42.092	+8.870	15:43:18.775

(66) Carlos Tur Planells			
1	1:33.852	-	15:22:20.825
2	1:33.855	+0.003	15:23:54.680
3	1:34.241	+0.389	15:25:28.921
4	1:34.000	+0.148	15:27:02.921
5	1:36.071	+2.219	15:28:38.992
6	1:50.787	+16.935	15:30:29.779
7	1:36.410	+2.558	15:32:06.189
8	1:35.957	+2.105	15:33:42.146
9	1:38.491	+4.639	15:35:20.637
10	1:39.925	+6.073	15:37:00.562
11	1:35.658	+1.806	15:38:36.220
12	1:37.796	+3.944	15:40:14.016
13	1:38.672	+4.820	15:41:52.688
14	1:39.920	+6.068	15:43:32.608

(7) Vicente Mari Ramon			
1	1:35.432	-	15:22:01.618
2	1:36.732	+1.300	15:23:38.350
3	1:38.584	+3.152	15:25:16.934
4	1:39.421	+3.989	15:26:56.355
5	1:40.175	+4.743	15:28:36.530
6	1:37.654	+2.222	15:30:14.184
7	1:40.518	+5.086	15:31:54.702
8	1:38.912	+3.480	15:33:33.614
9	1:39.549	+4.117	15:35:13.163
10	1:43.163	+7.731	15:36:56.326
11	1:39.150	+3.718	15:38:35.476
12	1:39.266	+3.834	15:40:14.742
13	1:42.474	+7.042	15:41:57.216
14	1:43.581	+8.149	15:43:40.797

(144) Kevin Gonzalez Saiz			
1	1:37.295	+0.973	15:22:07.059
2	1:36.582	+0.260	15:23:43.641
3	1:36.322	-	15:25:19.963
4	1:40.222	+3.900	15:27:00.185
5	1:38.059	+1.737	15:28:38.244
6	1:54.744	+18.422	15:30:32.988
7	1:39.953	+3.631	15:32:12.941
8	1:43.093	+6.771	15:33:56.034
9	1:40.757	+4.435	15:35:36.791
10	1:39.339	+3.017	15:37:16.130
11	1:40.708	+4.386	15:38:56.838
12	1:40.392	+4.070	15:40:37.230
13	1:44.779	+8.457	15:42:22.009
14	1:42.152	+5.830	15:44:04.161




Motocross Rock Solid A

MX2 MX2SUB18

Sant Rafael - Ibiza 0,000 km

CLASIFICACION FINAL PROVISIONAL MX2 MX2SUB18



Posició	Nº	Nombre	Clase	R1.	R2.	Total puntos
MX2						
1	25	Mateu Matemales Amengual	MX2	25	25	50
2	12	Miguel Ángel Martín Marí	MX2	20	18	38
3	43	Jordan Riera Enseñat	MX2	15	22	37
4	61	David Mariano Vives	MX2	16	20	36
5	66	Carlos Tur Planells	MX2	18	16	34
6	72	Sergio Serra Miguel	MX2	22	0	22
MX2 SUB 18						
1	24	Asier Serra Brasero	MX2 SUB 18	22	25	47
2	7	Vicente Mari Ramon	MX2 SUB 18	25	22	47
3	144	Kevin Gonzalez Saiz	MX2 SUB 18	18	20	38
4	989	Manuel Martín Pascual	MX2 SUB 18	20	0	20

Nombre

Nombre

R1. MX2 MX2SUB18 - 1º Manga

R2. MX2 MX2SUB18 - 2º Manga

**Motocross Rock Solid A****Clasificado por mejor tiempo de vuelta**

MX3 MX4

Sant Rafael - Ibiza 0,000 km

Entrenos Cronometrados

21/12/2014 13:33

Clasificación

Posición	Nº	Nombre	Clase	Mejor Tm	Dif. resp. 1º	En Vuelta	Puntos
1	111	Joan Antoni Planells Prats	MX3	1:25.347	-	9	0
2	104	Jose Ramon Mari	MX3	1:26.455	+1.108	7	0
3	58	Jaime Manresa Company	MX3	1:27.640	+2.293	5	0
4	71	Carlos Sanchez Ferrer	MX4	1:29.588	+4.241	5	0
5	221	Jose Antonio Cardenas Sanchez	MX3	1:30.011	+4.664	8	0
6	9	Jose Antonio Planells Prats	MX3	1:33.901	+8.554	4	0
7	6	Miquel Femenias Bover	MX4	1:34.535	+9.188	1	0
8	85	Francisco Miguel Ojeda Rodriguez	MX3	1:35.340	+9.993	5	0
9	7	Werner Keppeler	MX4	1:36.365	+11.018	3	0
10	68	Mabel Gonzalez Rodriguez	MX3	1:41.943	+16.596	6	0
11	75	Lucas Rolando Acuña Achocalla	MX3	1:44.646	+19.299	4	0
12	41	Antonio Morell Bibiloni	MX3	1:46.109	+20.762	2	0
13	16	Juan Verdera Escandell	MX3	1:50.651	+25.304	1	0
14	28	Susana Mari Ramon	MX3	1:51.819	+26.472	7	0
15	17	Jordi Arguimbau Muñoz	MX3	2:10.501	+45.154	3	0

MX3 MX4

Sant Rafael - Ibiza 0,000 km

1º Manga

21/12/2014 13:33

Carrera

Posición	Nº	Nombre	Clase	Vueltas	Dif. resp. 1º	Total Tº	Mejor Tm
MX3							
1	111	Joan Antoni Planells Prats	MX3	11	-	17:30.422	1:25.743
2	221	Jose Antonio Cardenas Sanchez	MX3	11	+20.972	17:51.394	1:26.753
3	104	Jose Ramon Mari	MX3	11	+23.046	17:53.468	1:26.970
4	58	Jaime Manresa Company	MX3	11	+44.907	18:15.329	1:27.865
5	85	Francisco Miguel Ojeda Rodriguez	MX3	10	1 Vuelta	17:43.140	1:33.274
6	9	Jose Antonio Planells Prats	MX3	10	+14.940	17:58.080	1:35.880
7	68	Mabel Gonzalez Rodriguez	MX3	10	+1:07.270	18:50.410	1:39.824
8	16	Juan Verdura Escandell	MX3	9	2 Vueltas	17:46.404	1:43.487
9	75	Lucas Rolando Acuña Achocalla	MX3	9	+4.042	17:50.446	1:42.779
10	41	Antonio Morell Bibiloni	MX3	9	+10.408	17:56.812	1:44.228
11	28	Susana Mari Ramon	MX3	9	+53.254	18:39.658	1:47.996
12	17	Jordi Arguimbau Muñoz	MX3	7	4 Vueltas	18:07.500	2:00.686
MX4							
1	71	Carlos Sanchez Ferrer	MX4	11	-	18:51.951	1:30.164
2	7	Werner Keppeler	MX4	10	1 Vuelta	17:33.801	1:33.880
3	6	Miquel Femenias Bover	MX4	10	+26.810	18:00.611	1:35.143

Márgen de victoria	Velocidad media	Mejor tº de vuelta	Mejor Vel.	Mejor vuelta para
+20.972	-	1:25.743	-	[111] Joan Antoni Planells Prats

Impresos: 21/01/2015 11:22:22

Licenciado a: Federacion Balear de Motociclismo

Jefe de cronometraje

Orbits 2

Director de Carrera

www.amb-it.com

www.mylaps.com



Motocross Rock Solid A

MX3 MX4
Sant Rafael - Ibiza 0,000 km
1º Manga
21/12/2014 13:33
Carrera

Vuelta	Tempo de vuelta	Dif. resp. 1º	Hora del día
(111) Joan Antoni Planells Prats			
1	1:25.871	+0.128	13:25:57.782
2	1:27.939	+2.196	13:27:25.721
3	1:27.061	+1.318	13:28:52.782
4	1:25.805	+0.062	13:30:18.587
5	1:27.165	+1.422	13:31:45.752
6	1:27.690	+1.947	13:33:13.442
7	1:25.743	-	13:34:39.185
8	1:28.594	+2.851	13:36:07.779
9	1:29.382	+3.639	13:37:37.161
10	1:28.920	+3.177	13:39:06.081
11	1:28.105	+2.362	13:40:34.186

Vuelta	Tempo de vuelta	Dif. resp. 1º	Hora del día
(221) Jose Antonio Cardenas Sanchez			
1	1:26.753	-	13:25:56.863
2	1:27.686	+0.933	13:27:24.549
3	1:27.607	+0.854	13:28:52.156
4	1:29.812	+3.059	13:30:21.968
5	1:28.197	+1.444	13:31:50.165
6	1:34.303	+7.550	13:33:24.468
7	1:28.814	+2.061	13:34:53.282
8	1:30.207	+3.454	13:36:23.489
9	1:30.372	+3.619	13:37:53.861
10	1:30.093	+3.340	13:39:23.954
11	1:31.204	+4.451	13:40:55.158

Vuelta	Tempo de vuelta	Dif. resp. 1º	Hora del día
(104) Jose Ramon Mari			
1	1:32.768	+5.798	13:26:12.046
2	1:28.413	+1.443	13:27:40.459
3	1:28.300	+1.330	13:29:08.759
4	1:28.649	+1.679	13:30:37.408
5	1:26.970	-	13:32:04.378
6	1:28.359	+1.389	13:33:32.737
7	1:28.441	+1.471	13:35:01.178
8	1:28.649	+1.679	13:36:29.827
9	1:28.364	+1.394	13:37:58.191
10	1:28.153	+1.183	13:39:26.344
11	1:30.888	+3.918	13:40:57.232

Vuelta	Tempo de vuelta	Dif. resp. 1º	Hora del día
(58) Jaime Manresa Company			
1	1:29.937	+2.072	13:26:00.993
2	1:27.865	-	13:27:28.858
3	1:28.669	+0.804	13:28:57.527
4	1:28.982	+1.117	13:30:26.509
5	1:29.119	+1.254	13:31:55.628
6	1:29.991	+2.126	13:33:25.619
7	1:28.481	+0.616	13:34:54.100
8	1:32.063	+4.198	13:36:26.163
9	1:29.125	+1.260	13:37:55.288
10	1:30.313	+2.448	13:39:25.601
11	1:53.492	+25.627	13:41:19.093

Vuelta	Tempo de vuelta	Dif. resp. 1º	Hora del día
(71) Carlos Sanchez Ferrer			
1	1:45.228	+15.064	13:26:21.862
2	1:30.164	-	13:27:52.026
3	1:30.978	+0.814	13:29:23.004
4	1:32.581	+2.417	13:30:55.585
5	1:33.466	+3.302	13:32:29.051
6	1:35.604	+5.440	13:34:04.655
7	1:33.634	+3.470	13:35:38.289
8	1:34.916	+4.752	13:37:13.205
9	1:33.457	+3.293	13:38:46.662
10	1:34.359	+4.195	13:40:21.021
11	1:34.694	+4.530	13:41:55.715

Vuelta	Tempo de vuelta	Dif. resp. 1º	Hora del día
(7) Werner Keppeler			
1	1:34.947	+1.067	13:26:13.403
2	1:33.880	-	13:27:47.283
3	1:34.671	+0.791	13:29:21.954
4	1:35.849	+1.969	13:30:57.803
5	1:35.499	+1.619	13:32:33.302
6	1:35.334	+1.454	13:34:08.636
7	1:35.497	+1.617	13:35:44.133
8	1:37.915	+4.035	13:37:22.048
9	1:36.751	+2.871	13:38:58.799
10	1:38.766	+4.886	13:40:37.565

Vuelta	Tempo de vuelta	Dif. resp. 1º	Hora del día
(85) Francisco Miguel Ojeda Rodriguez			
1	1:33.274	-	13:26:09.834
2	1:58.070	+24.796	13:28:07.904
3	1:35.321	+2.047	13:29:43.225
4	1:34.557	+1.283	13:31:17.782
5	1:35.279	+2.005	13:32:53.061
6	1:33.620	+0.346	13:34:26.681
7	1:33.681	+0.407	13:36:00.362
8	1:35.010	+1.736	13:37:35.372
9	1:35.550	+2.276	13:39:10.922
10	1:35.982	+2.708	13:40:46.904

Vuelta	Tempo de vuelta	Dif. resp. 1º	Hora del día
(9) Jose Antonio Planells Prats			
1	1:37.614	+1.734	13:26:18.518
2	1:38.762	+2.882	13:27:57.280
3	1:35.880	-	13:29:33.160
4	1:39.726	+3.846	13:31:12.886
5	1:37.948	+2.068	13:32:50.834
6	1:38.227	+2.347	13:34:29.061
7	1:37.791	+1.911	13:36:06.852
8	1:39.268	+3.388	13:37:46.120
9	1:36.329	+0.449	13:39:22.449
10	1:39.395	+3.515	13:41:01.844

Vuelta	Tempo de vuelta	Dif. resp. 1º	Hora del día
(6) Miquel Femenias Bover			
1	1:37.549	+2.406	13:26:17.983
2	1:38.042	+2.899	13:27:56.025
3	1:35.143	-	13:29:31.168
4	1:40.784	+5.641	13:31:11.952
5	1:36.868	+1.725	13:32:48.820
6	1:38.338	+3.195	13:34:27.158
7	1:38.148	+3.005	13:36:05.306
8	1:37.661	+2.518	13:37:42.967
9	1:38.647	+3.504	13:39:21.614
10	1:42.761	+7.618	13:41:04.375

Vuelta	Tempo de vuelta	Dif. resp. 1º	Hora del día
(68) Mabel Gonzalez Rodriguez			
1	1:41.840	+2.016	13:26:27.297
2	1:43.292	+3.468	13:28:10.589
3	1:42.314	+2.490	13:29:52.903
4	1:39.824	-	13:31:32.727
5	1:42.058	+2.234	13:33:14.785
6	1:45.993	+6.169	13:35:00.778
7	1:43.395	+3.571	13:36:44.173
8	1:43.458	+3.634	13:38:27.631
9	1:43.570	+3.746	13:40:11.201
10	1:42.973	+3.149	13:41:54.174

Vuelta	Tempo de vuelta	Dif. resp. 1º	Hora del día
(16) Juan Verdadera Escandell			
1	1:45.180	+1.693	13:26:35.159
2	1:45.102	+1.615	13:28:20.261
3	1:48.719	+5.232	13:30:08.980
4	1:50.851	+7.364	13:31:59.831
5	1:45.865	+2.378	13:33:45.696

Vuelta	Tempo de vuelta	Dif. resp. 1º	Hora del día
6	1:43.487	-	13:35:29.183
7	1:48.053	+4.566	13:37:17.236
8	1:47.810	+4.323	13:39:05.046
9	1:45.122	+1.635	13:40:50.168

Vuelta	Tempo de vuelta	Dif. resp. 1º	Hora del día
(75) Lucas Rolando Acuña Achocalla			
1	1:42.779	-	13:26:30.795
2	1:43.820	+1.041	13:28:14.615
3	1:42.870	+0.091	13:29:57.485
4	1:46.199	+3.420	13:31:43.684
5	1:46.198	+3.419	13:33:29.882
6	1:45.967	+3.188	13:35:15.849
7	2:10.136	+27.357	13:37:25.985
8	1:44.719	+1.940	13:39:10.704
9	1:43.506	+0.727	13:40:54.210

Vuelta	Tempo de vuelta	Dif. resp. 1º	Hora del día
(41) Antonio Morell Bibiloni			
1	1:44.228	-	13:26:40.659
2	1:45.265	+1.037	13:28:25.924
3	1:46.469	+2.241	13:30:12.393
4	1:48.908	+4.680	13:32:01.301
5	1:45.204	+0.976	13:33:46.505
6	1:47.824	+3.596	13:35:34.329
7	1:46.798	+2.570	13:37:21.127
8	1:47.942	+3.714	13:39:09.069
9	1:51.507	+7.279	13:41:00.576

Vuelta	Tempo de vuelta	Dif. resp. 1º	Hora del día
(28) Susana Mari Ramon			
1	1:51.819	+3.823	13:26:51.281
2	1:50.615	+2.619	13:28:41.896
3	1:51.335	+3.339	13:30:33.231
4	1:52.671	+4.675	13:32:25.902
5	1:52.190	+4.194	13:34:18.092
6	1:54.726	+6.730	13:36:12.818
7	1:54.157	+6.161	13:38:06.975
8	1:48.451	+0.455	13:39:55.426
9	1:47.996	-	13:41:43.422

Vuelta	Tempo de vuelta	Dif. resp. 1º	Hora del día
(17) Jordi Arguimbau Muñoz			
1	2:00.686	-	13:27:09.659
2	2:01.426	+0.740	13:29:11.085
3	2:05.759	+5.073	13:31:16.844
4	2:15.469	+14.783	13:33:32.313
5	2:33.059	+32.373	13:36:05.372
6	2:35.302	+34.616	13:38:40.674
7	2:30.590	+29.904	13:41:11.264


Motocross Rock Solid A
Clasificado por vueltas
MX3 MX4
Sant Rafael - Ibiza 0,000 km
2º Manga
21/12/2014 13:33
Carrera

Clasificación	Nº	Nombre	Vueltas	Dif. resp. 1º	Total Tº	Mejor Tm	En Vuelta	Puntos
MX3								
1	111	Joan Antoni Planells Prats	12	-	19:11.314	1:26.356	2	25
2	58	Jaime Manresa Company	12	+17.700	19:29.014	1:27.528	4	22
3	104	Jose Ramon Mari	12	+19.411	19:30.725	1:27.975	3	20
4	221	Jose Antonio Cardenas Sanchez	12	+30.576	19:41.890	1:29.028	1	18
5	9	Jose Antonio Planells Prats	11	1 Vuelta	19:25.589	1:34.724	11	16
6	85	Francisco Miguel Ojeda Rodriguez	11	+1.398	19:26.987	1:33.745	10	15
7	16	Juan Verdera Escandell	10	2 Vueltas	19:18.276	1:42.509	1	14
8	68	Mabel Gonzalez Rodriguez	10	+4.477	19:22.753	1:42.467	6	13
9	75	Lucas Rolando Acuña Achocalla	10	+29.198	19:47.474	1:44.139	3	12
10	41	Antonio Morell Bibiloni	10	+50.331	20:08.607	1:44.519	2	11
11	28	Susana Mari Ramon	10	+1:35.817	20:54.093	1:51.308	1	10
12	17	Jordi Arguimbau Muñoz	7	5 Vueltas	20:25.370	2:01.457	7	0
MX4								
1	71	Carlos Sanchez Ferrer	12	-	20:26.476	1:32.898	4	25
2	7	Werner Keppeler	11	1 Vuelta	19:21.428	1:34.716	2	22
3	6	Miquel Femenias Bover	11	+19.359	19:40.787	1:33.045	1	20

Márgen de victoria	Velocidad media	Mejor tº de vuelta	Mejor Vel.	Mejor vuelta para
+17.700	-	1:26.356	-	[111] Joan Antoni Planells Prats

Impresos: 21/01/2015 10:28:08
Organizado a: Federacion Balear de Motociclismo
Jefe de cronometraje
Orbits 2
Director de Carrera
www.amb-it.com
www.mylaps.com



Motocross Rock Solid A

MX3 MX4

2º Manga

Carrera

Sant Rafael - Ibiza 0,000 km

21/12/2014 13:33

Vuelta :mpo de vuelta Dif. resp. 1º Hora del día

(111) Joan Antoni Planells Prats

1	1:28.204	+1.848	15:00:12.236
2	1:26.356	-	15:01:38.592
3	1:27.420	+1.064	15:03:06.012
4	1:28.053	+1.697	15:04:34.065
5	1:28.191	+1.835	15:06:02.256
6	1:27.506	+1.150	15:07:29.762
7	1:27.453	+1.097	15:08:57.215
8	1:28.212	+1.856	15:10:25.427
9	1:28.020	+1.664	15:11:53.447
10	1:28.010	+1.654	15:13:21.457
11	1:30.130	+3.774	15:14:51.587
12	1:31.441	+5.085	15:16:23.028

(58) Jaime Manresa Company

1	1:29.666	+2.138	15:00:14.708
2	1:28.670	+1.142	15:01:43.378
3	1:29.311	+1.783	15:03:12.689
4	1:27.528	-	15:04:40.217
5	1:28.633	+1.105	15:06:08.850
6	1:30.957	+3.429	15:07:39.807
7	1:30.615	+3.087	15:09:10.422
8	1:30.291	+2.763	15:10:40.713
9	1:29.209	+1.681	15:12:09.922
10	1:29.844	+2.316	15:13:39.766
11	1:31.335	+3.807	15:15:11.101
12	1:29.627	+2.099	15:16:40.728

(104) Jose Ramon Mari

1	1:30.286	+2.311	15:00:17.814
2	1:28.681	+0.706	15:01:46.495
3	1:27.975	-	15:03:14.470
4	1:29.334	+1.359	15:04:43.804
5	1:30.119	+2.144	15:06:13.923
6	1:30.690	+2.715	15:07:44.613
7	1:28.349	+0.374	15:09:12.962
8	1:28.805	+0.830	15:10:41.767
9	1:29.616	+1.641	15:12:11.383
10	1:29.171	+1.196	15:13:40.554
11	1:31.799	+3.824	15:15:12.353
12	1:30.086	+2.111	15:16:42.439

(221) Jose Antonio Cardenas Sanchez

1	1:29.028	-	15:00:12.686
2	1:29.482	+0.454	15:01:42.168
3	1:29.939	+0.911	15:03:12.107
4	1:30.805	+1.777	15:04:42.912
5	1:30.440	+1.412	15:06:13.352
6	1:31.756	+2.728	15:07:45.108
7	1:30.240	+1.212	15:09:15.348
8	1:29.647	+0.619	15:10:44.995
9	1:32.160	+3.132	15:12:17.155
10	1:31.131	+2.103	15:13:48.286
11	1:32.963	+3.935	15:15:21.249
12	1:32.355	+3.327	15:16:53.604

(71) Carlos Sanchez Ferrer

1	1:37.052	+4.154	15:00:23.417
2	1:33.347	+0.449	15:01:56.764
3	1:33.598	+0.700	15:03:30.362
4	1:32.898	-	15:05:03.260
5	1:33.714	+0.816	15:06:36.974
6	1:33.331	+0.433	15:08:10.305
7	1:32.921	+0.023	15:09:43.226
8	1:35.449	+2.551	15:11:18.675

Vuelta :mpo de vuelta Dif. resp. 1º Hora del día

(7) Werner Keppeler

9	1:34.453	+1.555	15:12:53.128
10	1:33.766	+0.868	15:14:26.894
11	1:33.882	+0.984	15:16:00.776
12	1:37.414	+4.516	15:17:38.190
1	1:36.400	+1.684	15:00:27.412
2	1:34.716	-	15:02:02.128
3	1:36.114	+1.398	15:03:38.242
4	1:35.625	+0.909	15:05:13.867
5	1:37.081	+2.365	15:06:50.948
6	1:37.616	+2.900	15:08:28.564
7	1:35.305	+0.589	15:10:03.869
8	1:35.924	+1.208	15:11:39.793
9	1:36.079	+1.363	15:13:15.872
10	1:36.617	+1.901	15:14:52.489
11	1:40.653	+5.937	15:16:33.142

(9) Jose Antonio Planells Prats

1	1:36.615	+1.891	15:00:29.164
2	1:35.456	+0.732	15:02:04.620
3	1:37.410	+2.686	15:03:42.030
4	1:38.047	+3.323	15:05:20.077
5	1:36.839	+2.115	15:06:56.916
6	1:36.392	+1.668	15:08:33.308
7	1:35.579	+0.855	15:10:08.887
8	1:38.769	+4.045	15:11:47.656
9	1:37.861	+3.137	15:13:25.517
10	1:37.062	+2.338	15:15:02.579
11	1:34.724	-	15:16:37.303

(85) Francisco Miguel Ojeda Rodriguez

1	1:37.825	+4.080	15:00:41.898
2	1:35.283	+1.538	15:02:17.181
3	1:37.634	+3.889	15:03:54.815
4	1:37.810	+4.065	15:05:32.625
5	1:36.335	+2.590	15:07:08.960
6	1:36.664	+2.919	15:08:45.624
7	1:35.842	+2.097	15:10:21.466
8	1:35.835	+2.090	15:11:57.301
9	1:33.796	+0.051	15:13:31.097
10	1:33.745	-	15:15:04.842
11	1:33.859	+0.114	15:16:38.701

(6) Miquel Femenias Bover

1	1:33.045	-	15:00:32.148
2	1:34.343	+1.298	15:02:06.491
3	1:34.563	+1.518	15:03:41.054
4	1:34.451	+1.406	15:05:15.505
5	1:36.719	+3.674	15:06:52.224
6	1:35.630	+2.585	15:08:27.854
7	1:35.548	+2.503	15:10:03.402
8	1:35.972	+2.927	15:11:39.374
9	1:34.282	+1.237	15:13:13.656
10	1:57.917	+24.872	15:15:11.573
11	1:40.928	+7.883	15:16:52.501

(16) Juan Verdera Escandell

1	1:42.509	-	15:00:42.355
2	1:43.611	+1.102	15:02:25.966
3	1:43.020	+0.511	15:04:08.986
4	1:50.654	+8.145	15:05:59.640
5	1:43.784	+1.275	15:07:43.424
6	1:43.869	+1.360	15:09:27.293
7	1:46.581	+4.072	15:11:13.874
8	1:43.799	+1.290	15:12:57.673

Vuelta :mpo de vuelta Dif. resp. 1º Hora del día

(68) Mabel Gonzalez Rodriguez

9	1:45.136	+2.627	15:14:42.809
10	1:47.181	+4.672	15:16:29.990
1	1:45.497	+3.030	15:00:51.639
2	1:43.370	+0.903	15:02:35.009
3	1:45.315	+2.848	15:04:20.324
4	1:43.066	+0.599	15:06:03.390
5	1:45.633	+3.166	15:07:49.023
6	1:42.467	-	15:09:31.490
7	1:43.556	+1.089	15:11:15.046
8	1:44.625	+2.158	15:12:59.671
9	1:46.771	+4.304	15:14:46.442
10	1:48.025	+5.558	15:16:34.467

(75) Lucas Rolando Acuña Achocalla

1	1:44.515	+0.376	15:00:46.135
2	1:47.040	+2.901	15:02:33.175
3	1:44.139	-	15:04:17.314
4	1:44.731	+0.592	15:06:02.045
5	1:45.428	+1.289	15:07:47.473
6	1:45.564	+1.425	15:09:33.037
7	1:44.930	+0.791	15:11:17.967
8	1:44.817	+0.678	15:13:02.784
9	2:07.814	+23.675	15:15:10.598
10	1:48.590	+4.451	15:16:59.188

(41) Antonio Morell Bibiloni

1	1:47.197	+2.678	15:00:54.027
2	1:44.519	-	15:02:38.546
3	1:51.893	+7.374	15:04:30.439
4	1:50.311	+5.792	15:06:20.750
5	1:47.615	+3.096	15:08:08.365
6	1:51.758	+7.239	15:10:00.123
7	1:53.030	+8.511	15:11:53.153
8	1:49.569	+5.050	15:13:42.722
9	1:47.294	+2.775	15:15:30.016
10	1:50.305	+5.786	15:17:20.321

(28) Susana Mari Ramon

1	1:51.308	-	15:01:01.918
2	1:51.379	+0.071	15:02:53.297
3	1:52.879	+1.571	15:04:46.176
4	1:52.649	+1.341	15:06:38.825
5	1:53.707	+2.399	15:08:32.532
6	1:53.693	+2.385	15:10:26.225
7	1:54.828	+3.520	15:12:21.053
8	1:52.705	+1.397	15:14:13.758
9	1:55.146	+3.838	15:16:08.904
10	1:56.903	+5.595	15:18:05.807

(17) Jordi Arguimbau Muñoz

1	2:03.765	+2.308	15:01:30.049
2	2:06.781	+5.324	15:03:36.830
3	2:18.336	+16.879	15:05:55.166
4	2:51.982	+50.525	15:08:47.148
5	2:58.643	+57.186	15:11:45.791
6	3:49.836	+1:48.379	15:15:35.627
7	2:01.457	-	15:17:37.084




Motocross Rock Solid A

MX3 MX4

Sant Rafael - Ibiza 0,000 km

CLASIFICACION FINAL PROVISIONAL MX3 MX4



Posició	Nº	Nombre	Clase	R1.	R2.	Total puntos
MX3						
1	111	Joan Antoni Planells Prats	MX3	25	25	50
2	58	Jaime Manresa Company	MX3	18	22	40
3	104	Jose Ramon Mari	MX3	20	20	40
4	221	Jose Antonio Cardenas Sanchez	MX3	22	18	40
5	9	Jose Antonio Planells Prats	MX3	15	16	31
6	85	Francisco Miguel Ojeda Rodriguez	MX3	16	15	31
7	16	Juan Verdera Escandell	MX3	13	14	27
8	68	Mabel Gonzalez Rodriguez	MX3	14	13	27
9	75	Lucas Rolando Acuña Achocalla	MX3	12	12	24
10	41	Antonio Morell Bibiloni	MX3	11	11	22
11	28	Susana Mari Ramon	MX3	10	10	20
12	17	Jordi Arguimbau Muñoz	MX3	0	0	0
MX4						
1	71	Carlos Sanchez Ferrer	MX4	25	25	50
2	7	Werner Keppeler	MX4	22	22	44
3	6	Miquel Femenias Bover	MX4	20	20	40

Nombre

Nombre

R1. MX3 MX4 - 1º Manga

R2. MX3 MX4 - 2º Manga



Motocross Rock Solid A

Clasificado por mejor tiempo de vuelta

Promesas

Sant Rafael - Ibiza 0,000 km

Entrenos cronometrados

21/12/2014 08:49

Clasificación

Posición	Nº	Nombre	Clase	Mejor Tm	Dif. resp. 1º	En Vuelta	Puntos
1	199	Marc Arjona Fernandez	Promesas	1:30.623	-	9	0
2	18	Jose M ^a Carmona Martin	Promesas	1:30.752	+0.129	6	0
3	25	Jorge Rey Heras	Promesas	1:31.358	+0.735	8	0
4	61	Oscar Corominas	Promesas	1:32.772	+2.149	6	0
5	75	Jesus Ferreres Alou	Promesas	1:34.576	+3.953	5	0
6	2	Leo Kleine Brockhoff	Promesas	1:37.675	+7.052	7	0
7	88	Francisco Sanchez Ramis	Promesas	1:40.603	+9.980	2	0
8	27	Carlos José Tur Tur	Promesas	1:46.661	+16.038	6	0



Motocross Rock Solid A

Clasificado por vueltas

Promesas

Sant Rafael - Ibiza 0,000 km

1º Manga

21/12/2014 08:49

Carrera

Clasificación	Nº	Nombre	Vueltas	Dif. resp. 1º	Total Tº	Mejor Tm	En Vuelta	Puntos
1	18	Jose Mª Carmona Martin	11	-	18:25.398	1:29.745	6	25
2	199	Marc Arjona Fernandez	11	+15.716	18:41.114	1:30.204	6	22
3	61	Oscar Corominas	11	+33.025	18:58.423	1:31.726	1	20
4	25	Jorge Rey Heras	10	1 Vuelta	18:21.820	1:32.252	3	18
5	27	Carlos José Tur Tur	10	+33.995	18:55.815	1:39.697	2	16
No clasificado (75% = 9 Vueltas)								
6	88	Francisco Sanchez Ramis	8	3 Vueltas	15:42.991	1:39.857	4	0
NT	2	Leo Kleine Brockhoff	1	-	11:40.965	9:52.929	1	0
NT	75	Jesus Ferreres Alou	0	-	1:47.574	-	0	0

Márgen de victoria	Velocidad media	Mejor tº de vuelta	Mejor Vel.	Mejor vuelta para
+15.716	-	1:29.745	-	[18] Jose Mª Carmona Martin

Impresos: 21/01/2015 10:30:02

Organizado a: Federacion Balear de Motociclismo

Jefe de cronometraje

Orbits 2

Director de Carrera

www.amb-it.com

www.mylaps.com



Motocross Rock Solid A

Promesas
Sant Rafael - Ibiza 0,000 km
1º Manga
21/12/2014 08:49
Carrera

	Vuelta	mpo de vuelta	Dif. resp. 1º	Hora del día
(18) Jose Mª Carmona Martin				
1	1:32.107		+2.362	13:04:51.077
2	1:30.512		+0.767	13:06:21.589
3	1:30.728		+0.983	13:07:52.317
4	1:30.950		+1.205	13:09:23.267
5	1:30.388		+0.643	13:10:53.655
6	1:29.745		-	13:12:23.400
7	1:30.201		+0.456	13:13:53.601
8	1:30.303		+0.558	13:15:23.904
9	1:30.509		+0.764	13:16:54.413
10	1:31.031		+1.286	13:18:25.444
11	1:33.056		+3.311	13:19:58.500

	Vuelta	mpo de vuelta	Dif. resp. 1º	Hora del día
(199) Marc Arjona Fernandez				
1	1:31.180		+0.976	13:04:46.757
2	1:30.971		+0.767	13:06:17.728
3	1:30.893		+0.689	13:07:48.621
4	1:31.129		+0.925	13:09:19.750
5	1:30.686		+0.482	13:10:50.436
6	1:30.204		-	13:12:20.640
7	1:31.368		+1.164	13:13:52.008
8	1:32.213		+2.009	13:15:24.221
9	1:35.256		+5.052	13:16:59.477
10	1:35.283		+5.079	13:18:34.760
11	1:39.456		+9.252	13:20:14.216

	Vuelta	mpo de vuelta	Dif. resp. 1º	Hora del día
(61) Oscar Corominas				
1	1:31.726		-	13:04:48.415
2	1:32.224		+0.498	13:06:20.639
3	1:33.084		+1.358	13:07:53.723
4	1:32.007		+0.281	13:09:25.730
5	1:33.851		+2.125	13:10:59.581
6	1:33.393		+1.667	13:12:32.974
7	1:33.716		+1.990	13:14:06.690
8	1:34.486		+2.760	13:15:41.176
9	1:35.207		+3.481	13:17:16.383
10	1:34.805		+3.079	13:18:51.188
11	1:40.337		+8.611	13:20:31.525

	Vuelta	mpo de vuelta	Dif. resp. 1º	Hora del día
(25) Jorge Rey Heras				
1	1:35.070		+2.818	13:04:52.737
2	1:32.916		+0.664	13:06:25.653
3	1:32.252		-	13:07:57.905
4	1:33.386		+1.134	13:09:31.291
5	1:32.567		+0.315	13:11:03.858
6	1:32.339		+0.087	13:12:36.197
7	1:33.620		+1.368	13:14:09.817
8	1:33.935		+1.683	13:15:43.752
9	1:33.343		+1.091	13:17:17.095
10	2:37.827		+1:05.575	13:19:54.922

	Vuelta	mpo de vuelta	Dif. resp. 1º	Hora del día
(27) Carlos José Tur Tur				
1	1:47.489		+7.792	13:05:11.680
2	1:39.697		-	13:06:51.377
3	1:41.323		+1.626	13:08:32.700
4	1:39.817		+0.120	13:10:12.517
5	1:39.856		+0.159	13:11:52.373
6	1:41.579		+1.882	13:13:33.952
7	1:42.453		+2.756	13:15:16.405
8	1:45.581		+5.884	13:17:01.986
9	1:41.971		+2.274	13:18:43.957
10	1:44.960		+5.263	13:20:28.917

	Vuelta	mpo de vuelta	Dif. resp. 1º	Hora del día
(88) Francisco Sanchez Ramis				
1	1:42.797		+2.940	13:05:09.453

	Vuelta	mpo de vuelta	Dif. resp. 1º	Hora del día
2	1:40.056		+0.199	13:06:49.509
3	1:41.167		+1.310	13:08:30.676
4	1:39.857		-	13:10:10.533
5	1:45.657		+5.800	13:11:56.190
6	1:40.337		+0.480	13:13:36.527
7	1:54.923		+15.066	13:15:31.450
8	1:44.643		+4.786	13:17:16.093

	Vuelta	mpo de vuelta	Dif. resp. 1º	Hora del día
(2) Leo Kleine Brockhoff				
1	9:52.929		-	13:13:14.067

	Vuelta	mpo de vuelta	Dif. resp. 1º	Hora del día
--	--------	---------------	---------------	--------------



Motocross Rock Solid A

Clasificado por vueltas

Promesas

Sant Rafael - Ibiza 0,000 km

2º Manga

21/12/2014 08:49

Carrera

Posición	Nº	Nombre	Vueltas	Dif. resp. 1º	Total Tº	Mejor Tm	En Vuelta	Puntos
1	18	Jose Mª Carmona Martin	11	-	18:53.380	1:32.316	4	25
2	199	Marc Arjona Fernandez	11	+16.978	19:10.358	1:32.954	4	22
3	61	Oscar Corominas	11	+17.782	19:11.162	1:34.250	6	20
4	25	Jorge Rey Heras	11	+19.893	19:13.273	1:34.454	8	18
5	2	Leo Kleine Brockhoff	11	+1:20.979	20:14.359	1:37.358	5	16
6	27	Carlos José Tur Tur	11	+1:43.810	20:37.190	1:39.543	4	15
7	88	Francisco Sanchez Ramis	10	1 Vuelta	19:38.181	1:42.466	2	14

No clasificado (75% = 9 Vueltas)

NE	75	Jesus Ferreres Alou	0	-	-:--	-:--	0	0
----	----	---------------------	---	---	------	------	---	---

Márgen de victoria	Velocidad media	Mejor tº de vuelta	Mejor Vel.	Mejor vuelta para
+16.978	-	1:32.316	-	[18] Jose Mª Carmona Martin

Impresos: 21/01/2015 10:37:18

Organizado a: Federacion Balear de Motociclismo

Jefe de cronometraje

Orbits 2

Director de Carrera

www.amb-it.com

www.mylaps.com



Motocross Rock Solid A

Promesas

2º Manga

Carrera

Sant Rafael - Ibiza 0,000 km

21/12/2014 08:49

	Vuelta	mpo de vuelta	Dif. resp. 1º	Hora del día
(18) Jose Mª Carmona Martin				
1	1:33.159		+0.843	14:38:37.690
2	1:32.885		+0.569	14:40:10.575
3	1:33.343		+1.027	14:41:43.918
4	1:32.316		-	14:43:16.234
5	1:33.110		+0.794	14:44:49.344
6	1:33.249		+0.933	14:46:22.593
7	1:33.419		+1.103	14:47:56.012
8	1:34.136		+1.820	14:49:30.148
9	1:33.401		+1.085	14:51:03.549
10	1:35.576		+3.260	14:52:39.125
11	1:38.864		+6.548	14:54:17.989

	Vuelta	mpo de vuelta	Dif. resp. 1º	Hora del día
(199) Marc Arjona Fernandez				
1	1:34.592		+1.638	14:38:49.716
2	1:34.259		+1.305	14:40:23.975
3	1:34.437		+1.483	14:41:58.412
4	1:32.954		-	14:43:31.366
5	1:35.220		+2.266	14:45:06.586
6	1:33.083		+0.129	14:46:39.669
7	1:34.686		+1.732	14:48:14.355
8	1:33.457		+0.503	14:49:47.812
9	1:35.017		+2.063	14:51:22.829
10	1:35.459		+2.505	14:52:58.288
11	1:36.679		+3.725	14:54:34.967

	Vuelta	mpo de vuelta	Dif. resp. 1º	Hora del día
(61) Oscar Corominas				
1	1:36.278		+2.028	14:38:37.277
2	1:35.290		+1.040	14:40:12.567
3	1:36.974		+2.724	14:41:49.541
4	1:36.111		+1.861	14:43:25.652
5	1:36.590		+2.340	14:45:02.242
6	1:34.250		-	14:46:36.492
7	1:36.382		+2.132	14:48:12.874
8	1:35.731		+1.481	14:49:48.605
9	1:35.770		+1.520	14:51:24.375
10	1:35.175		+0.925	14:52:59.550
11	1:36.221		+1.971	14:54:35.771

	Vuelta	mpo de vuelta	Dif. resp. 1º	Hora del día
(25) Jorge Rey Heras				
1	1:35.860		+1.406	14:38:38.830
2	1:35.167		+0.713	14:40:13.997
3	1:35.452		+0.998	14:41:49.449
4	1:35.639		+1.185	14:43:25.088
5	1:35.905		+1.451	14:45:00.993
6	1:34.511		+0.057	14:46:35.504
7	1:35.064		+0.610	14:48:10.568
8	1:34.454		-	14:49:45.022
9	1:37.035		+2.581	14:51:22.057
10	1:40.595		+6.141	14:53:02.652
11	1:35.230		+0.776	14:54:37.882

	Vuelta	mpo de vuelta	Dif. resp. 1º	Hora del día
(2) Leo Kleine Brockhoff				
1	1:43.058		+5.700	14:38:54.678
2	1:40.358		+3.000	14:40:35.036
3	1:40.034		+2.676	14:42:15.070
4	1:39.613		+2.255	14:43:54.683
5	1:37.358		-	14:45:32.041
6	1:38.726		+1.368	14:47:10.767
7	1:39.734		+2.376	14:48:50.501
8	1:40.427		+3.069	14:50:30.928
9	1:40.156		+2.798	14:52:11.084
10	1:40.789		+3.431	14:53:51.873
11	1:47.095		+9.737	14:55:38.968

	Vuelta	mpo de vuelta	Dif. resp. 1º	Hora del día
(27) Carlos José Tur Tur				
1	1:42.931		+3.388	14:38:52.925
2	1:40.951		+1.408	14:40:33.876
3	1:40.336		+0.793	14:42:14.212
4	1:39.543		-	14:43:53.755
5	1:41.191		+1.648	14:45:34.946
6	1:42.798		+3.255	14:47:17.744
7	1:43.369		+3.826	14:49:01.113
8	1:43.520		+3.977	14:50:44.633
9	1:42.572		+3.029	14:52:27.205
10	1:43.606		+4.063	14:54:10.811
11	1:50.988		+11.445	14:56:01.799

	Vuelta	mpo de vuelta	Dif. resp. 1º	Hora del día
(88) Francisco Sanchez Ramis				
1	1:44.086		+1.620	14:38:58.177
2	1:42.466		-	14:40:40.643
3	1:42.993		+0.527	14:42:23.636
4	1:44.582		+2.116	14:44:08.218
5	1:45.769		+3.303	14:45:53.987
6	1:48.153		+5.687	14:47:42.140
7	1:47.410		+4.944	14:49:29.550
8	1:49.007		+6.541	14:51:18.557
9	1:53.815		+11.349	14:53:12.372
10	1:50.418		+7.952	14:55:02.790

	Vuelta	mpo de vuelta	Dif. resp. 1º	Hora del día
--	--------	---------------	---------------	--------------




Motocross Rock Solid A

Promesas

Sant Rafael - Ibiza 0,000 km

CLASIFICACION FINAL PROVISIONAL PROMESAS



Posició	Nº	Nombre	Clase	R1.	R2.	Total puntos
Promesas						
1	18	Jose M ^a Carmona Martin	Promesas	25	25	50
2	199	Marc Arjona Fernandez	Promesas	22	22	44
3	61	Oscar Corominas	Promesas	20	20	40
4	25	Jorge Rey Heras	Promesas	18	18	36
5	27	Carlos José Tur Tur	Promesas	16	15	31
6	2	Leo Kleine Brockhoff	Promesas	0	16	16
7	88	Francisco Sanchez Ramis	Promesas	0	14	14
8	75	Jesus Ferreres Alou	Promesas	0	0	0

Nombre

Nombre

R1. Promesas - 1º Manga
 R2. Promesas - 2º Manga