

MX Trofeo Bal.la

Clasificado por mejor tiempo de vuelta

MX1

San Rafael - Ibiza 0,000 km

Entrenos Cronometrados

02/11/2014 08:31

Clasificación

Posición	Nº	Nombre	Clase	Mejor Tm	Dif. resp. 1º	En Vuelta	Puntos
1	98	Daniel Juan Estevez	MX1	1:16.318	-	8	0
2	86	Miguel Astorga Salvador	MX1	1:16.948	+0.630	10	0
3	21	Ruben Cervantes Riera	MX1	1:18.944	+2.626	5	0
4	100	Joan Miquel MunarTorrens	MX1	1:19.849	+3.531	5	0
5	78	Toni Torres Gornes	MX1	1:20.065	+3.747	7	0
6	12	Daniel Vicente Mari Juan	MX1	1:20.267	+3.949	9	0
7	62	Jaime Perello Gelabert	MX1	1:20.740	+4.422	9	0
8	24	Antonio Obrador Oliver	MX1	1:20.931	+4.613	6	0
9	1	Biel Pons Ramonell	MX1	1:21.209	+4.891	5	0

MX Trofeo Bal.la

Clasificado por vueltas

MX1

San Rafael - Ibiza 0,000 km

1º Manga

02/11/2014 08:31

Carrera

Clasificación	Nº	Nombre	Vueltas	Dif. resp. 1º	Total Tº	Mejor Tm	En Vuelta	Puntos
1	98	Daniel Juan Estevez	16	-	22:41.729	1:17.200	1	25
2	86	Miguel Astorga Salvador	16	+5.215	22:46.944	1:18.876	4	22
3	100	Joan Miquel MunarTorrens	16	+6.366	22:48.095	1:18.982	9	20
4	1	Biel Pons Ramonell	16	+26.895	23:08.624	1:19.097	1	18
5	78	Toni Torres Gornes	16	+28.673	23:10.402	1:20.062	9	16
6	12	Daniel Vicente Mari Juan	16	+45.024	23:26.753	1:21.034	1	15
7	24	Antonio Obrador Oliver	15	1 Vuelta	22:53.586	1:21.615	2	14
8	62	Jaime Perello Gelabert	15	+5.089	22:58.675	1:22.263	2	13
No clasificado								
NT	21	Ruben Cervantes Riera	8	-	12:05.197	1:19.352	6	0

Márgen de victoria	Velocidad media	Mejor tº de vuelta	Mejor Vel.	Mejor vuelta para
+5.215	-	1:17.200	-	[98] Daniel Juan Estevez

Impresos: 18/11/2014 9:19:55

Impresos a: Federacion Balear de Motociclismo

Jefe de cronometraje

Orbits 2

Director de Carrera

www.amb-it.com

www.mylaps.com

MX Trofeo Bal.la

MX1

San Rafael - Ibiza 0,000 km

1º Manga

02/11/2014 08:31

Carrera

Vuelta	Tempo de vuelta	Dif. resp. 1º	Hora del día
(98) Daniel Juan Estevez			
1	1:17.200	-	11:14:17.902
2	1:17.998	+0.798	11:15:35.900
3	1:18.054	+0.854	11:16:53.954
4	1:18.557	+1.357	11:18:12.511
5	1:20.333	+3.133	11:19:32.844
6	1:19.755	+2.555	11:20:52.599
7	1:20.131	+2.931	11:22:12.730
8	1:20.806	+3.606	11:23:33.536
9	1:20.447	+3.247	11:24:53.983
10	1:19.085	+1.885	11:26:13.068
11	1:20.480	+3.280	11:27:33.548
12	1:19.839	+2.639	11:28:53.387
13	1:20.773	+3.573	11:30:14.160
14	1:22.013	+4.813	11:31:36.173
15	1:22.164	+4.964	11:32:58.337
16	1:21.687	+4.487	11:34:20.024

Vuelta	Tempo de vuelta	Dif. resp. 1º	Hora del día
(86) Miguel Astorga Salvador			
1	1:19.454	+0.578	11:14:26.095
2	1:18.986	+0.110	11:15:45.081
3	1:20.043	+1.167	11:17:05.124
4	1:18.876	-	11:18:24.000
5	1:19.669	+0.793	11:19:43.669
6	1:20.578	+1.702	11:21:04.247
7	1:19.554	+0.678	11:22:23.801
8	1:20.013	+1.137	11:23:43.814
9	1:20.124	+1.248	11:25:03.938
10	1:22.132	+3.256	11:26:26.070
11	1:20.351	+1.475	11:27:46.421
12	1:19.498	+0.622	11:29:05.919
13	1:19.750	+0.874	11:30:25.669
14	1:19.415	+0.539	11:31:45.084
15	1:20.184	+1.308	11:33:05.268
16	1:19.971	+1.095	11:34:25.239

Vuelta	Tempo de vuelta	Dif. resp. 1º	Hora del día
(100) Joan Miquel MunarTorrens			
1	1:19.139	+0.157	11:14:24.710
2	1:19.660	+0.678	11:15:44.370
3	1:19.850	+0.868	11:17:04.220
4	1:19.330	+0.348	11:18:23.550
5	1:19.702	+0.720	11:19:43.252
6	1:20.128	+1.146	11:21:03.380
7	1:19.934	+0.952	11:22:23.314
8	1:20.036	+1.054	11:23:43.350
9	1:18.982	-	11:25:02.332
10	1:20.022	+1.040	11:26:22.354
11	1:20.169	+1.187	11:27:42.523
12	1:20.074	+1.092	11:29:02.597
13	1:20.649	+1.667	11:30:23.246
14	1:20.924	+1.942	11:31:44.170
15	1:20.712	+1.730	11:33:04.882
16	1:21.508	+2.526	11:34:26.390

Vuelta	Tempo de vuelta	Dif. resp. 1º	Hora del día
(1) Biel Pons Ramonell			
1	1:19.097	-	11:14:21.803
2	1:19.828	+0.731	11:15:41.631
3	1:19.357	+0.260	11:17:00.988
4	1:19.283	+0.186	11:18:20.271
5	1:20.141	+1.044	11:19:40.412
6	1:20.492	+1.395	11:21:00.904
7	1:25.824	+6.727	11:22:26.728
8	1:21.869	+2.772	11:23:48.597
9	1:22.736	+3.639	11:25:11.333
10	1:21.545	+2.448	11:26:32.878

Vuelta	Tempo de vuelta	Dif. resp. 1º	Hora del día
11	1:22.645	+3.548	11:27:55.523
12	1:23.591	+4.494	11:29:19.114
13	1:21.703	+2.606	11:30:40.817
14	1:21.627	+2.530	11:32:02.444
15	1:21.887	+2.790	11:33:24.331
16	1:22.588	+3.491	11:34:46.919

Vuelta	Tempo de vuelta	Dif. resp. 1º	Hora del día
(78) Toni Torres Gornes			
1	1:21.787	+1.725	11:14:30.939
2	1:20.924	+0.862	11:15:51.863
3	1:21.258	+1.196	11:17:13.121
4	1:20.809	+0.747	11:18:33.930
5	1:20.269	+0.207	11:19:54.199
6	1:20.254	+0.192	11:21:14.453
7	1:20.258	+0.196	11:22:34.711
8	1:20.954	+0.892	11:23:55.665
9	1:20.062	-	11:25:15.727
10	1:21.154	+1.092	11:26:36.881
11	1:20.361	+0.299	11:27:57.242
12	1:22.413	+2.351	11:29:19.655
13	1:22.122	+2.060	11:30:41.777
14	1:21.689	+1.627	11:32:03.466
15	1:21.968	+1.906	11:33:25.434
16	1:23.263	+3.201	11:34:48.697

Vuelta	Tempo de vuelta	Dif. resp. 1º	Hora del día
(12) Daniel Vicente Mari Juan			
1	1:21.034	-	11:14:33.606
2	1:21.327	+0.293	11:15:54.933
3	1:22.111	+1.077	11:17:17.044
4	1:21.646	+0.612	11:18:38.690
5	1:22.788	+1.754	11:20:01.478
6	1:21.533	+0.499	11:21:23.011
7	1:21.072	+0.038	11:22:44.083
8	1:21.756	+0.722	11:24:05.839
9	1:22.783	+1.749	11:25:28.622
10	1:22.666	+1.632	11:26:51.288
11	1:21.601	+0.567	11:28:12.889
12	1:22.071	+1.037	11:29:34.960
13	1:21.732	+0.698	11:30:56.692
14	1:22.088	+1.054	11:32:18.780
15	1:22.535	+1.501	11:33:41.315
16	1:23.733	+2.699	11:35:05.048

Vuelta	Tempo de vuelta	Dif. resp. 1º	Hora del día
(24) Antonio Obrador Oliver			
1	1:21.700	+0.085	11:14:29.470
2	1:21.615	-	11:15:51.085
3	1:23.228	+1.613	11:17:14.313
4	1:22.608	+0.993	11:18:36.921
5	1:24.170	+2.555	11:20:01.091
6	1:25.408	+3.793	11:21:26.499
7	1:24.130	+2.515	11:22:50.629
8	1:23.969	+2.354	11:24:14.598
9	1:26.297	+4.682	11:25:40.895
10	1:26.060	+4.445	11:27:06.955
11	1:26.617	+5.002	11:28:33.572
12	1:27.207	+5.592	11:30:00.779
13	1:29.532	+7.917	11:31:30.311
14	1:31.509	+9.894	11:33:01.820
15	1:30.061	+8.446	11:34:31.881

Vuelta	Tempo de vuelta	Dif. resp. 1º	Hora del día
(62) Jaime Perello Gelabert			
1	1:22.757	+0.494	11:14:27.756
2	1:22.263	-	11:15:50.019
3	1:29.522	+7.259	11:17:19.541
4	1:26.805	+4.542	11:18:46.346
5	1:24.161	+1.898	11:20:10.507

Vuelta	Tempo de vuelta	Dif. resp. 1º	Hora del día
6	1:25.720	+3.457	11:21:36.227
7	1:25.362	+3.099	11:23:01.589
8	1:26.967	+4.704	11:24:28.556
9	1:26.228	+3.965	11:25:54.784
10	1:25.711	+3.448	11:27:20.495
11	1:26.261	+3.998	11:28:46.756
12	1:29.615	+7.352	11:30:16.371
13	1:29.911	+7.648	11:31:46.282
14	1:25.676	+3.413	11:33:11.958
15	1:25.012	+2.749	11:34:36.970

Vuelta	Tempo de vuelta	Dif. resp. 1º	Hora del día
(21) Ruben Cervantes Riera			
1	1:20.152	+0.800	11:14:23.619
2	1:19.721	+0.369	11:15:43.340
3	1:19.858	+0.506	11:17:03.198
4	1:19.528	+0.176	11:18:22.726
5	1:20.151	+0.799	11:19:42.877
6	1:19.352	-	11:21:02.229
7	1:20.105	+0.753	11:22:22.334
8	1:21.158	+1.806	11:23:43.492

MX Trofeo Bal.la

Clasificado por vueltas

MX1

San Rafael - Ibiza 0,000 km

2º Manga

02/11/2014 08:31

Carrera

Clasificación	Nº	Nombre	Vueltas	Dif. resp. 1º	Total Tº	Mejor Tm	En Vuelta	Puntos
1	98	Daniel Juan Estevez	16	-	22:52.753	1:18.737	12	25
2	100	Joan Miquel MunarTorrens	16	+1.263	22:54.016	1:19.797	1	22
3	86	Miguel Astorga Salvador	16	+15.508	23:08.261	1:19.672	2	20
4	78	Toni Torres Gornes	16	+32.925	23:25.678	1:19.811	5	18
5	24	Antonio Obrador Oliver	16	+1:18.158	24:10.911	1:21.572	1	16
6	12	Daniel Vicente Mari Juan	16	+1:18.628	24:11.381	1:22.211	1	15
7	62	Jaime Perello Gelabert	15	1 Vuelta	23:08.951	1:22.956	1	14
8	1	Biel Pons Ramonell	15	+0.847	23:09.798	1:20.275	7	13
No clasificado								
NT	21	Ruben Cervantes Riera	10	-	15:18.428	1:19.360	1	0

Márgen de victoria	Velocidad media	Mejor tº de vuelta	Mejor Vel.	Mejor vuelta para
+1.263	-	1:18.737	-	[98] Daniel Juan Estevez

Impresos: 18/11/2014 9:20:50

Impresos a: Federacion Balear de Motociclismo

Jefe de cronometraje

Orbits 2

Director de Carrera

www.amb-it.com

www.mylaps.com

MX Trofeo Bal.la**MX1****2º Manga****Carrera****San Rafael - Ibiza 0,000 km****02/11/2014 08:31****Vuelta** :mpo de vuelta **Dif. resp. 1º** **Hora del día****(98) Daniel Juan Estevez**

1	1:18.748	+0.011	13:22:35.736
2	1:20.176	+1.439	13:23:55.912
3	1:22.190	+3.453	13:25:18.102
4	1:20.751	+2.014	13:26:38.853
5	1:19.541	+0.804	13:27:58.394
6	1:19.169	+0.432	13:29:17.563
7	1:19.254	+0.517	13:30:36.817
8	1:19.283	+0.546	13:31:56.100
9	1:19.777	+1.040	13:33:15.877
10	1:19.978	+1.241	13:34:35.855
11	1:19.372	+0.635	13:35:55.227
12	1:18.737	-	13:37:13.964
13	1:19.454	+0.717	13:38:33.418
14	1:20.619	+1.882	13:39:54.037
15	1:19.352	+0.615	13:41:13.389
16	1:20.600	+1.863	13:42:33.989

(100) Joan Miquel MunarTorrens

1	1:19.797	-	13:22:22.139
2	1:20.162	+0.365	13:23:42.301
3	1:20.214	+0.417	13:25:02.515
4	1:20.297	+0.500	13:26:22.812
5	1:20.987	+1.190	13:27:43.799
6	1:21.036	+1.239	13:29:04.835
7	1:21.243	+1.446	13:30:26.078
8	1:21.267	+1.470	13:31:47.345
9	1:20.565	+0.768	13:33:07.910
10	1:21.336	+1.539	13:34:29.246
11	1:20.648	+0.851	13:35:49.894
12	1:21.737	+1.940	13:37:11.631
13	1:21.041	+1.244	13:38:32.672
14	1:20.470	+0.673	13:39:53.142
15	1:20.848	+1.051	13:41:13.990
16	1:21.262	+1.465	13:42:35.252

(86) Miguel Astorga Salvador

1	1:19.974	+0.302	13:22:23.774
2	1:19.672	-	13:23:43.446
3	1:19.962	+0.290	13:25:03.408
4	1:19.759	+0.087	13:26:23.167
5	1:21.173	+1.501	13:27:44.340
6	1:20.932	+1.260	13:29:05.272
7	1:21.197	+1.525	13:30:26.469
8	1:22.388	+2.716	13:31:48.857
9	1:22.916	+3.244	13:33:11.773
10	1:21.108	+1.436	13:34:32.881
11	1:21.527	+1.855	13:35:54.408
12	1:21.028	+1.356	13:37:15.436
13	1:20.890	+1.218	13:38:36.326
14	1:21.587	+1.915	13:39:57.913
15	1:25.286	+5.614	13:41:23.199
16	1:26.298	+6.626	13:42:49.497

(78) Toni Torres Gornes

1	1:21.865	+2.054	13:22:32.240
2	1:23.308	+3.497	13:23:55.548
3	1:20.956	+1.145	13:25:16.504
4	1:20.594	+0.783	13:26:37.098
5	1:19.811	-	13:27:56.909
6	1:22.842	+3.031	13:29:19.751
7	1:22.446	+2.635	13:30:42.197
8	1:22.166	+2.355	13:32:04.363
9	1:21.904	+2.093	13:33:26.267
10	1:22.591	+2.780	13:34:48.858

Vuelta :mpo de vuelta **Dif. resp. 1º** **Hora del día**

11	1:21.817	+2.006	13:36:10.675
12	1:22.686	+2.875	13:37:33.361
13	1:22.807	+2.996	13:38:56.168
14	1:22.081	+2.270	13:40:18.249
15	1:23.377	+3.566	13:41:41.626
16	1:25.288	+5.477	13:43:06.914

(24) Antonio Obrador Oliver

1	1:21.572	-	13:22:29.188
2	1:23.307	+1.735	13:23:52.495
3	1:23.221	+1.649	13:25:15.716
4	1:23.181	+1.609	13:26:38.897
5	1:26.261	+4.689	13:28:05.158
6	1:24.814	+3.242	13:29:29.972
7	1:24.925	+3.353	13:30:54.897
8	1:24.403	+2.831	13:32:19.300
9	1:24.846	+3.274	13:33:44.146
10	1:24.618	+3.046	13:35:08.764
11	1:24.153	+2.581	13:36:32.917
12	1:24.363	+2.791	13:37:57.280
13	1:26.150	+4.578	13:39:23.430
14	1:26.331	+4.759	13:40:49.761
15	1:38.255	+16.683	13:42:28.016
16	1:24.131	+2.559	13:43:52.147

(12) Daniel Vicente Mari Juan

1	1:22.211	-	13:22:31.035
2	1:23.681	+1.470	13:23:54.716
3	1:22.831	+0.620	13:25:17.547
4	1:23.617	+1.406	13:26:41.164
5	1:24.406	+2.195	13:28:05.570
6	1:44.028	+21.817	13:29:49.598
7	1:23.261	+1.050	13:31:12.859
8	1:23.719	+1.508	13:32:36.578
9	1:23.951	+1.740	13:34:00.529
10	1:23.653	+1.442	13:35:24.182
11	1:24.568	+2.357	13:36:48.750
12	1:24.050	+1.839	13:38:12.800
13	1:25.418	+3.207	13:39:38.218
14	1:25.078	+2.867	13:41:03.296
15	1:25.257	+3.046	13:42:28.553
16	1:24.064	+1.853	13:43:52.617

(62) Jaime Perello Gelabert

1	1:22.956	-	13:22:34.880
2	1:33.755	+10.799	13:24:08.635
3	1:24.132	+1.176	13:25:32.767
4	1:24.776	+1.820	13:26:57.543
5	1:25.372	+2.416	13:28:22.915
6	1:24.779	+1.823	13:29:47.694
7	1:24.380	+1.424	13:31:12.074
8	1:23.574	+0.618	13:32:35.648
9	1:23.112	+0.156	13:33:58.760
10	1:23.700	+0.744	13:35:22.460
11	1:24.577	+1.621	13:36:47.037
12	1:36.519	+13.563	13:38:23.556
13	1:25.774	+2.818	13:39:49.330
14	1:32.743	+9.787	13:41:22.073
15	1:28.114	+5.158	13:42:50.187

(1) Biel Pons Ramonell

1	1:20.682	+0.407	13:23:25.852
2	1:21.352	+1.077	13:24:47.204
3	1:21.114	+0.839	13:26:08.318
4	1:20.828	+0.553	13:27:29.146
5	1:21.130	+0.855	13:28:50.276

Vuelta :mpo de vuelta **Dif. resp. 1º** **Hora del día**

6	1:20.782	+0.507	13:30:11.058
7	1:20.275	-	13:31:31.333
8	1:21.739	+1.464	13:32:53.072
9	1:21.940	+1.665	13:34:15.012
10	1:21.915	+1.640	13:35:36.927
11	1:21.842	+1.567	13:36:58.769
12	1:23.128	+2.853	13:38:21.897
13	1:25.135	+4.860	13:39:47.032
14	1:30.980	+10.705	13:41:18.012
15	1:33.022	+12.747	13:42:51.034

(21) Ruben Cervantes Riera


1	1:19.360	-	13:22:25.122
2	1:19.437	+0.077	13:23:44.559
3	1:19.629	+0.269	13:25:04.188
4	1:20.119	+0.759	13:26:24.307
5	1:21.650	+2.290	13:27:45.957
6	1:20.568	+1.208	13:29:06.525
7	1:21.102	+1.742	13:30:27.627
8	1:20.703	+1.343	13:31:48.330
9	1:24.812	+5.452	13:33:13.142
10	1:46.522	+27.162	13:34:59.664

MX Trofeo Bal.la

MX1

San Rafael - Ibiza 0,000 km

Clasificacion final provisional MX1



Posició	Nº	Nombre	Clase	R1.	R2.	Total puntos
1	98	Daniel Juan Estevez	MX1	25	25	50
2	100	Joan Miquel MunarTorrens	MX1	20	22	42
3	86	Miguel Astorga Salvador	MX1	22	20	42
4	78	Toni Torres Gornes	MX1	16	18	34
5	1	Biel Pons Ramonell	MX1	18	13	31
6	24	Antonio Obrador Oliver	MX1	14	16	30
7	12	Daniel Vicente Mari Juan	MX1	15	15	30
8	62	Jaime Perello Gelabert	MX1	13	14	27
9	21	Ruben Cervantes Riera	MX1	0	0	0

Nombre

Nombre

R1. MX1 - 1º Manga

R2. MX1 - 2º Manga

MX Trofeo Bal.la

Clasificado por mejor tiempo de vuelta

MX2 MX2SUB18

San Rafael - Ibiza 0,000 km

Entrenos cronometrados

02/11/2014 08:35

Clasificación

Posición	Nº Nombre	Clase	Mejor Tm	Dif. resp. 1º	En Vuelta	Puntos
1	32 Adrià Costa Ribas	MX2	1:22.033	-	9	0
2	68 Antonio Ferrer Castello	MX2 SUB 18	1:23.342	+1.309	6	0
3	19 Juan Antonio Torres Torres	MX2	1:24.437	+2.404	7	0
4	24 Asier Serra Brasero	MX2 SUB 18	1:25.100	+3.067	10	0
5	25 Mateu Matemales Amengual	MX2	1:27.805	+5.772	5	0
6	23 Iván Villar Juan	MX2	1:28.131	+6.098	3	0
7	4 Antoni Bonet Dominguez	MX2	1:29.401	+7.368	6	0
8	43 Jordan Riera Enseñat	MX2	1:29.665	+7.632	4	0
9	69 Manuel Martin Pascual	MX2 SUB 18	1:32.201	+10.168	9	0
10	144 Kevin Gonzalez Saiz	MX2 SUB 18	1:33.918	+11.885	7	0
11	2 Miguel Bauza Puigdemont	MX2 SUB 18	1:34.485	+12.452	3	0
12	61 David Mariano Vives	MX2	1:36.001	+13.968	3	0

MX Trofeo Bal.la

Clasificado por vueltas

MX2 MX2SUB18

San Rafael - Ibiza 0,000 km

1º Manga

02/11/2014 08:35

Carrera

Clasificación	Nº	Nombre	Vueltas	Dif. resp. 1º	Total Tº	Mejor Tm	En Vuelta	Puntos
MX2								
1	32	Adrià Costa Ribas	15	-	22:18.772	1:22.213	2	25
2	19	Juan Antonio Torres Torres	15	+42.657	23:01.429	1:24.546	2	22
3	25	Mateu Matemales Amengual	15	+1:12.478	23:31.250	1:25.135	2	20
4	43	Jordan Riera Enseñat	14	1 Vuelta	22:21.119	1:26.471	9	18
5	4	Antoni Bonet Dominguez	14	+7.891	22:29.010	1:27.841	4	16
6	23	Iván Villar Juan	14	+39.301	23:00.420	1:25.516	2	15
7	61	David Mariano Vives	14	+1:15.413	23:36.532	1:32.300	3	14
MX2 SUB 18								
1	68	Antonio Ferrer Castello	15	-	22:50.502	1:22.986	12	25
2	24	Asier Serra Brasero	14	1 Vuelta	23:15.472	1:28.334	4	22
3	144	Kevin Gonzalez Saiz	14	+20.476	23:35.948	1:32.441	3	20
4	2	Miguel Bauza Puigdemont	12	3 Vueltas	23:14.516	1:35.702	3	18
NT	69	Manuel Martin Pascual	1	-	3:16.755	1:36.025	1	0

Márgen de victoria	Velocidad media	Mejor tº de vuelta	Mejor Vel.	Mejor vuelta para
+31.730	-	1:22.213	-	[32] Adrià Costa Ribas

Impresos: 18/11/2014 9:23:03

Organizado a: Federacion Balear de Motociclismo

Jefe de cronometraje

Orbits 2

Director de Carrera

www.amb-it.com

www.mylaps.com

MX Trofeo Bal.la

MX2 MX2SUB18

San Rafael - Ibiza 0,000 km

1º Manga

02/11/2014 08:35

Carrera

Vuelta	Tempo de vuelta	Dif. resp. 1º	Hora del día
(32) Adrià Costa Ribas			
1	1:23.734	+1.521	10:25:47.371
2	1:22.213	-	10:27:09.584
3	1:23.965	+1.752	10:28:33.549
4	1:23.140	+0.927	10:29:56.689
5	1:23.064	+0.851	10:31:19.753
6	1:24.038	+1.825	10:32:43.791
7	1:23.554	+1.341	10:34:07.345
8	1:24.592	+2.379	10:35:31.937
9	1:23.570	+1.357	10:36:55.507
10	1:23.323	+1.110	10:38:18.830
11	1:23.401	+1.188	10:39:42.231
12	1:23.193	+0.980	10:41:05.424
13	1:23.271	+1.058	10:42:28.695
14	1:22.974	+0.761	10:43:51.669
15	1:22.700	+0.487	10:45:14.369

(68) Antonio Ferrer Castello			
1	1:26.256	+3.270	10:25:50.892
2	1:24.757	+1.771	10:27:15.649
3	1:26.065	+3.079	10:28:41.714
4	1:24.433	+1.447	10:30:06.147
5	1:23.186	+0.200	10:31:29.333
6	1:23.669	+0.683	10:32:53.002
7	1:23.653	+0.667	10:34:16.655
8	1:23.766	+0.780	10:35:40.421
9	1:25.299	+2.313	10:37:05.720
10	1:24.543	+1.557	10:38:30.263
11	1:24.002	+1.016	10:39:54.265
12	1:22.986	-	10:41:17.251
13	1:25.388	+2.402	10:42:42.639
14	1:30.919	+7.933	10:44:13.558
15	1:32.541	+9.555	10:45:46.099

(19) Juan Antonio Torres Torres			
1	1:24.705	+0.159	10:25:52.653
2	1:24.546	-	10:27:17.199
3	1:25.256	+0.710	10:28:42.455
4	1:24.756	+0.210	10:30:07.211
5	1:24.948	+0.402	10:31:32.159
6	1:24.608	+0.062	10:32:56.767
7	1:26.026	+1.480	10:34:22.793
8	1:26.511	+1.965	10:35:49.304
9	1:25.688	+1.142	10:37:14.992
10	1:27.219	+2.673	10:38:42.211
11	1:26.164	+1.618	10:40:08.375
12	1:27.191	+2.645	10:41:35.566
13	1:26.630	+2.084	10:43:02.196
14	1:26.745	+2.199	10:44:28.941
15	1:28.085	+3.539	10:45:57.026

(25) Mateu Matemales Amengual			
1	1:28.015	+2.880	10:25:58.256
2	1:25.135	-	10:27:23.391
3	1:25.296	+0.161	10:28:48.687
4	1:25.776	+0.641	10:30:14.463
5	1:26.109	+0.974	10:31:40.572
6	1:25.552	+0.417	10:33:06.124
7	1:26.725	+1.590	10:34:32.849
8	1:27.795	+2.660	10:36:00.644
9	1:29.542	+4.407	10:37:30.186
10	1:28.442	+3.307	10:38:58.628
11	1:28.971	+3.836	10:40:27.599
12	1:28.836	+3.701	10:41:56.435
13	1:28.630	+3.495	10:43:25.065

Vuelta	Tempo de vuelta	Dif. resp. 1º	Hora del día
14	1:29.041	+3.906	10:44:54.106
15	1:32.741	+7.606	10:46:26.847
(43) Jordan Riera Enseñat			
1	1:29.037	+2.566	10:25:59.934
2	1:28.063	+1.592	10:27:27.997
3	1:29.367	+2.896	10:28:57.364
4	1:28.221	+1.750	10:30:25.585
5	1:27.981	+1.510	10:31:53.566
6	1:29.349	+2.878	10:33:22.915
7	1:30.551	+4.080	10:34:53.466
8	1:29.988	+3.517	10:36:23.454
9	1:26.471	-	10:37:49.925
10	1:28.310	+1.839	10:39:18.235
11	1:28.709	+2.238	10:40:46.944
12	1:28.657	+2.186	10:42:15.601
13	1:29.639	+3.168	10:43:45.240
14	1:31.476	+5.005	10:45:16.716

(4) Antoni Bonet Domínguez			
1	1:29.827	+1.986	10:25:58.541
2	1:27.957	+0.116	10:27:26.498
3	1:28.249	+0.408	10:28:54.747
4	1:27.841	-	10:30:22.588
5	1:29.746	+1.905	10:31:52.334
6	1:29.838	+1.997	10:33:22.172
7	1:30.615	+2.774	10:34:52.787
8	1:29.981	+2.140	10:36:22.768
9	1:29.832	+1.991	10:37:52.600
10	1:29.349	+1.508	10:39:21.949
11	1:31.126	+3.285	10:40:53.075
12	1:29.645	+1.804	10:42:22.720
13	1:31.437	+3.596	10:43:54.157
14	1:30.450	+2.609	10:45:24.607

(23) Iván Villar Juan			
1	1:25.781	+0.265	10:25:48.527
2	1:25.516	-	10:27:14.043
3	1:26.476	+0.960	10:28:40.519
4	1:29.109	+3.593	10:30:09.628
5	1:29.174	+3.658	10:31:38.802
6	1:30.858	+5.342	10:33:09.660
7	1:31.356	+5.840	10:34:41.016
8	1:31.623	+6.107	10:36:12.639
9	1:30.221	+4.705	10:37:42.860
10	1:35.064	+9.548	10:39:17.924
11	1:36.865	+11.349	10:40:54.789
12	1:43.887	+18.371	10:42:38.676
13	1:39.674	+14.158	10:44:18.350
14	1:37.667	+12.151	10:45:56.017

(24) Asier Serra Brasero			
1	1:28.659	+0.325	10:25:51.628
2	1:29.814	+1.480	10:27:21.442
3	1:30.622	+2.288	10:28:52.064
4	1:28.334	-	10:30:20.398
5	1:32.237	+3.903	10:31:52.635
6	1:33.972	+5.638	10:33:26.607
7	1:32.428	+4.094	10:34:59.035
8	1:31.333	+2.999	10:36:30.368
9	1:32.776	+4.442	10:38:03.144
10	1:32.069	+3.735	10:39:35.213
11	1:37.622	+9.288	10:41:12.835
12	1:40.937	+12.603	10:42:53.772
13	1:38.702	+10.368	10:44:32.474
14	1:38.595	+10.261	10:46:11.069

Vuelta	Tempo de vuelta	Dif. resp. 1º	Hora del día
(144) Kevin Gonzalez Saiz			
1	1:33.067	+0.626	10:26:06.789
2	1:33.812	+1.371	10:27:40.601
3	1:32.441	-	10:29:13.042
4	1:34.013	+1.572	10:30:47.055
5	1:33.680	+1.239	10:32:20.735
6	1:35.374	+2.933	10:33:56.109
7	1:33.895	+1.454	10:35:30.004
8	1:35.317	+2.876	10:37:05.321
9	1:34.725	+2.284	10:38:40.046
10	1:35.701	+3.260	10:40:15.747
11	1:34.220	+1.779	10:41:49.967
12	1:33.323	+0.882	10:43:23.290
13	1:34.583	+2.142	10:44:57.873
14	1:33.672	+1.231	10:46:31.545

(61) David Mariano Vives			
1	1:36.687	+4.387	10:26:13.336
2	1:34.974	+2.674	10:27:48.310
3	1:32.300	-	10:29:20.610
4	1:32.454	+0.154	10:30:53.064
5	1:33.438	+1.138	10:32:26.502
6	1:33.473	+1.173	10:33:59.975
7	1:35.549	+3.249	10:35:35.524
8	1:35.586	+3.286	10:37:11.110
9	1:34.243	+1.943	10:38:45.353
10	1:33.353	+1.053	10:40:18.706
11	1:33.130	+0.830	10:41:51.836
12	1:34.790	+2.490	10:43:26.626
13	1:32.564	+0.264	10:44:59.190
14	1:32.939	+0.639	10:46:32.129

(2) Miguel Bauza Puigdemont			
1	1:36.183	+0.481	10:26:11.403
2	1:36.259	+0.557	10:27:47.662
3	1:35.702	-	10:29:23.364
4	1:38.347	+2.645	10:31:01.711
5	1:42.260	+6.558	10:32:43.971
6	1:44.694	+8.992	10:34:28.665
7	1:46.351	+10.649	10:36:15.016
8	1:44.948	+9.246	10:37:59.964
9	1:50.244	+14.542	10:39:50.208
10	1:48.243	+12.541	10:41:38.451
11	2:39.142	+1:03.440	10:44:17.593
12	1:52.520	+16.818	10:46:10.113

(69) Manuel Martín Pascual			
1	1:36.025	-	10:26:12.352

MX Trofeo Bal.la

Clasificado por vueltas

MX2 MX2SUB18

San Rafael - Ibiza 0,000 km

2º Manga

02/11/2014 08:35

Carrera

Clasificación	Nº	Nombre	Vueltas	Dif. resp. 1º	Total Tº	Mejor Tm	En Vuelta	Puntos
MX2								
1	32	Adrià Costa Ribas	15	-	22:50.116	1:23.511	8	25
2	19	Juan Antonio Torres Torres	15	+45.788	23:35.904	1:25.601	1	22
3	25	Mateu Matemales Amengual	15	+57.448	23:47.564	1:26.729	3	20
4	23	Iván Villar Juan	15	+1:02.084	23:52.200	1:27.654	10	18
5	43	Jordan Riera Enseñat	15	+1:21.337	24:11.453	1:28.953	5	16
NT	4	Antoni Bonet Dominguez	9	-	15:57.801	1:30.653	2	0
NT	61	David Mariano Vives	5	-	9:43.183	1:34.299	3	0

MX2 SUB 18

1	68	Antonio Ferrer Castello	15	-	23:09.112	1:24.139	13	25
2	24	Asier Serra Brasero	13	2 Vueltas	23:04.582	1:31.782	1	22
3	144	Kevin Gonzalez Saiz	13	+29.374	23:33.956	1:35.665	12	20
4	2	Miguel Bauza Puigdemont	12	3 Vueltas	23:35.311	1:43.297	2	18
NE	69	Manuel Martin Pascual	0	-	-.---	-.---	0	0

Márgen de victoria	Velocidad media	Mejor tº de vuelta	Mejor Vel.	Mejor vuelta para
+18.996	-	1:23.511	-	[32] Adrià Costa Ribas

Impresos: 18/11/2014 9:24:29

Organizado a: Federacion Balear de Motociclismo

Jefe de cronometraje

Orbits 2

Director de Carrera

www.amb-it.com

www.mylaps.com

MX Trofeo Bal.la

MX2 MX2SUB18

San Rafael - Ibiza 0,000 km

2º Manga

02/11/2014 08:35

Carrera

Vuelta	Tempo de vuelta	Dif. resp. 1º	Hora del día
(32) Adrià Costa Ribas			
1	1:25.282	+1.771	12:21:23.997
2	1:25.486	+1.975	12:22:49.483
3	1:25.996	+2.485	12:24:15.479
4	1:26.541	+3.030	12:25:42.020
5	1:25.623	+2.112	12:27:07.643
6	1:24.483	+0.972	12:28:32.126
7	1:23.698	+0.187	12:29:55.824
8	1:23.511	-	12:31:19.335
9	1:24.967	+1.456	12:32:44.302
10	1:25.344	+1.833	12:34:09.646
11	1:23.526	+0.015	12:35:33.172
12	1:24.466	+0.955	12:36:57.638
13	1:24.967	+1.456	12:38:22.605
14	1:24.961	+1.450	12:39:47.566
15	1:27.634	+4.123	12:41:15.200

(68) Antonio Ferrer Castelló			
1	1:28.588	+4.449	12:21:31.440
2	1:28.708	+4.569	12:23:00.148
3	1:24.307	+0.168	12:24:24.455
4	1:24.353	+0.214	12:25:48.808
5	1:25.212	+1.073	12:27:14.020
6	1:25.383	+1.244	12:28:39.403
7	1:26.484	+2.345	12:30:05.887
8	1:24.894	+0.755	12:31:30.781
9	1:26.487	+2.348	12:32:57.268
10	1:26.448	+2.309	12:34:23.716
11	1:24.402	+0.263	12:35:48.118
12	1:24.835	+0.696	12:37:12.953
13	1:24.139	-	12:38:37.092
14	1:24.782	+0.643	12:40:01.874
15	1:32.322	+8.183	12:41:34.196

(19) Juan Antonio Torres Torres			
1	1:25.601	-	12:21:22.460
2	1:25.745	+0.144	12:22:48.205
3	1:26.419	+0.818	12:24:14.624
4	1:26.064	+0.463	12:25:40.688
5	1:26.704	+1.103	12:27:07.392
6	1:27.147	+1.546	12:28:34.539
7	1:27.452	+1.851	12:30:01.991
8	1:27.128	+1.527	12:31:29.119
9	1:27.601	+2.000	12:32:56.720
10	1:30.957	+5.356	12:34:27.677
11	1:29.114	+3.513	12:35:56.791
12	1:30.346	+4.745	12:37:27.137
13	1:30.607	+5.006	12:38:57.744
14	1:30.797	+5.196	12:40:28.541
15	1:32.447	+6.846	12:42:00.988

(25) Mateu Matemales Amengual			
1	1:30.655	+3.926	12:21:36.538
2	1:29.630	+2.901	12:23:06.168
3	1:26.729	-	12:24:32.897
4	1:27.790	+1.061	12:26:00.687
5	1:27.596	+0.867	12:27:28.283
6	1:27.070	+0.341	12:28:55.353
7	1:27.534	+0.805	12:30:22.887
8	1:27.932	+1.203	12:31:50.819
9	1:28.343	+1.614	12:33:19.162
10	1:27.787	+1.058	12:34:46.949
11	1:29.557	+2.828	12:36:16.506
12	1:28.257	+1.528	12:37:44.763
13	1:27.474	+0.745	12:39:12.237

Vuelta	Tempo de vuelta	Dif. resp. 1º	Hora del día
14	1:29.829	+3.100	12:40:42.066
15	1:30.582	+3.853	12:42:12.648
(23) Iván Villar Juan			
1	1:30.147	+2.493	12:21:30.675
2	1:28.895	+1.241	12:22:59.570
3	1:29.162	+1.508	12:24:28.732
4	1:28.942	+1.288	12:25:57.674
5	1:29.936	+2.282	12:27:27.610
6	1:30.023	+2.369	12:28:57.633
7	1:28.509	+0.855	12:30:26.142
8	1:28.709	+1.055	12:31:54.851
9	1:28.163	+0.509	12:33:23.014
10	1:27.654	-	12:34:50.668
11	1:28.054	+0.400	12:36:18.722
12	1:28.871	+1.217	12:37:47.593
13	1:30.121	+2.467	12:39:17.714
14	1:30.422	+2.768	12:40:48.136
15	1:29.148	+1.494	12:42:17.284

(43) Jordan Riera Enseñat			
1	1:30.600	+1.647	12:21:35.211
2	1:30.348	+1.395	12:23:05.559
3	1:30.006	+1.053	12:24:35.565
4	1:30.831	+1.878	12:26:06.396
5	1:28.953	-	12:27:35.349
6	1:32.052	+3.099	12:29:07.401
7	1:29.170	+0.217	12:30:36.571
8	1:29.315	+0.362	12:32:05.886
9	1:29.467	+0.514	12:33:35.353
10	1:29.067	+0.114	12:35:04.420
11	1:29.683	+0.730	12:36:34.103
12	1:30.128	+1.175	12:38:04.231
13	1:30.669	+1.716	12:39:34.900
14	1:30.335	+1.382	12:41:05.235
15	1:31.302	+2.349	12:42:36.537

(24) Asier Serra Brasero			
1	1:31.782	-	12:21:39.122
2	1:32.443	+0.661	12:23:11.565
3	1:33.679	+1.897	12:24:45.244
4	1:33.712	+1.930	12:26:18.956
5	1:38.850	+7.068	12:27:57.806
6	1:39.620	+7.838	12:29:37.426
7	1:39.249	+7.467	12:31:16.675
8	1:43.026	+11.244	12:32:59.701
9	1:40.373	+8.591	12:34:40.074
10	1:44.731	+12.949	12:36:24.805
11	1:43.120	+11.338	12:38:07.925
12	1:45.263	+13.481	12:39:53.188
13	1:36.478	+4.696	12:41:29.666

(144) Kevin Gonzalez Saiz			
1	1:35.680	+0.015	12:21:44.608
2	1:36.606	+0.941	12:23:21.214
3	1:36.871	+1.206	12:24:58.085
4	1:37.692	+2.027	12:26:35.777
5	2:03.198	+27.533	12:28:38.975
6	1:40.469	+4.804	12:30:19.444
7	1:42.208	+6.543	12:32:01.652
8	1:42.168	+6.503	12:33:43.820
9	1:41.000	+5.335	12:35:24.820
10	1:40.466	+4.801	12:37:05.286
11	1:39.154	+3.489	12:38:44.440
12	1:35.665	-	12:40:20.105
13	1:38.935	+3.270	12:41:59.040

Vuelta	Tempo de vuelta	Dif. resp. 1º	Hora del día
(2) Miguel Bauza Puigdemont			
1	1:46.349	+3.052	12:22:04.224
2	1:43.297	-	12:23:47.521
3	1:45.299	+2.002	12:25:32.820
4	1:47.887	+4.590	12:27:20.707
5	1:45.708	+2.411	12:29:06.415
6	1:48.832	+5.535	12:30:55.247
7	1:48.580	+5.283	12:32:43.827
8	1:49.232	+5.935	12:34:33.059
9	1:50.555	+7.258	12:36:23.614
10	1:53.964	+10.667	12:38:17.578
11	1:52.541	+9.244	12:40:10.119
12	1:50.276	+6.979	12:42:00.395

(4) Antoni Bonet Dominguez			
1	1:42.461	+11.808	12:21:45.362
2	1:30.653	-	12:23:16.015
3	1:31.957	+1.304	12:24:47.972
4	1:32.324	+1.671	12:26:20.296
5	1:34.420	+3.767	12:27:54.716
6	1:33.134	+2.481	12:29:27.850
7	1:32.714	+2.061	12:31:00.564
8	1:31.878	+1.225	12:32:32.442
9	1:50.443	+19.790	12:34:22.885


(61) David Mariano Vives			
1	1:37.189	+2.890	12:21:47.025
2	1:34.663	+0.364	12:23:21.688
3	1:34.299	-	12:24:55.987
4	1:35.409	+1.110	12:26:31.396
5	1:36.871	+2.572	12:28:08.267

MX Trofeo Bal.la

MX2 MX2SUB18

San Rafael - Ibiza 0,000 km

Clasificacion final provisional MX2- MX2 SUB 18



Posició	Nº	Nombre	Clase	R1.	R2.	Total puntos
MX2						
1	32	Adrià Costa Ribas	MX2	25	25	50
2	19	Juan Antonio Torres Torres	MX2	22	22	44
3	25	Mateu Matemales Amengual	MX2	20	20	40
4	43	Jordan Riera Enseñat	MX2	18	16	34
5	23	Iván Villar Juan	MX2	15	18	33
6	4	Antoni Bonet Dominguez	MX2	16	0	16
7	61	David Mariano Vives	MX2	14	0	14
MX2 SUB 18						
1	68	Antonio Ferrer Castello	MX2 SUB 18	25	25	50
2	24	Asier Serra Brasero	MX2 SUB 18	22	22	44
3	144	Kevin Gonzalez Saiz	MX2 SUB 18	20	20	40
4	2	Miguel Bauza Puigdemont	MX2 SUB 18	18	18	36
5	69	Manuel Martin Pascual	MX2 SUB 18	0	0	0

Nombre

Nombre

R1. MX2 MX2SUB18 - 1º Manga

R2. MX2 MX2SUB18 - 2º Manga

MX Trofeo Bal.la

Clasificado por mejor tiempo de vuelta

MX3 Y MX4

San Rafael - Ibiza 0,000 km

Entrenos cronometrados

02/11/2014 08:39

Clasificación

Posición	Nº	Nombre	Clase	Mejor Tm	Dif. resp. 1º	En Vuelta	Puntos
1	15	Carlos Torres Ferrer	MX3	1:19.113	-	9	0
2	53	Antonio Sacares Gelabert	MX3	1:22.639	+3.526	5	0
3	221	Jose Antonio Cardenas Sanchez	MX3	1:23.792	+4.679	3	0
4	58	Jaime Manresa Company	MX3	1:24.062	+4.949	7	0
5	111	Joan Antoni Planells Prats	MX3	1:24.335	+5.222	4	0
6	24	Juan Vicente Tur Riera	MX3	1:26.238	+7.125	12	0
7	71	Carlos Sanchez Ferrer	MX4	1:27.882	+8.769	8	0
8	131	Jaime Mayrata Mascaro	MX3	1:29.518	+10.405	10	0
9	6	Miquel Femenias Bover	MX4	1:29.841	+10.728	4	0
10	2	Juan Francisco Llado Roca	MX4	1:29.881	+10.768	9	0
11	85	Francisco Miguel Ojeda Rodriguez	MX3	1:31.700	+12.587	2	0
12	121	Mabel Gonzalez Rodriguez	MX3	1:32.547	+13.434	6	0
13	9	Jose Antonio Planells Prats	MX3	1:32.871	+13.758	10	0
14	7	Werner Keppeler	MX4	1:32.967	+13.854	6	0
15	29	Mario Chinarro Diaz	MX3	1:38.147	+19.034	1	0
16	16	Juan Verdera Escandell	MX3	1:38.333	+19.220	8	0
17	75	Lucas Rolando Acuña Achocalla	MX3	1:41.222	+22.109	8	0
18	41	Antonio Morell Bibiloni	MX3	1:46.361	+27.248	8	0
19	28	Susana Mari Ramon	MX3	1:46.718	+27.605	10	0
20	999	Ines Sanchez Garcia de la Cruz	MX3	1:47.085	+27.972	8	0

MX Trofeo Bal.la

Clasificado por vueltas

MX3 Y MX4

San Rafael - Ibiza 0,000 km

1º Manga

02/11/2014 08:39

Carrera

Clasificación	Nº	Nombre	Vueltas	Dif. resp. 1º	Total Tº	Mejor Tm	En Vuelta	Puntos
MX3								
1	15	Carlos Torres Ferrer	12	-	17:56.477	1:20.592	2	25
2	53	Antonio Sacares Gelabert	12	+7.121	18:03.598	1:21.900	6	22
3	58	Jaime Manresa Company	12	+50.503	18:46.980	1:24.663	1	20
4	221	Jose Antonio Cardenas Sanchez	12	+58.038	18:54.515	1:24.747	2	18
5	111	Joan Antoni Planells Prats	12	+1:01.642	18:58.119	1:24.999	2	16
6	131	Jaime Mayrata Mascaró	12	+1:24.286	19:20.763	1:27.068	8	15
7	85	Francisco Miguel Ojeda Rodriguez	11	1 Vuelta	18:35.754	1:30.132	11	14
8	24	Juan Vicente Tur Riera	11	+5.858	18:41.612	1:25.863	7	13
9	9	Jose Antonio Planells Prats	11	+27.040	19:02.794	1:31.639	2	12
10	121	Mabel Gonzalez Rodriguez	10	2 Vueltas	18:10.633	1:33.576	2	11
11	16	Juan Verdera Escandell	10	+23.144	18:33.777	1:34.714	4	10
12	75	Lucas Rolando Acuña Achocalla	10	+55.708	19:06.341	1:37.911	1	9
13	29	Mario Chinarro Diaz	10	+1:10.007	19:20.640	1:38.360	1	8
14	41	Antonio Morell Bibiloni	10	+1:28.956	19:39.589	1:42.989	1	7
15	998	Ines Sanchez Garcia de la Cruz	9	3 Vueltas	18:27.954	1:44.440	7	6
16	28	Susana Mari Ramon	8	4 Vueltas	18:02.705	1:46.773	6	5
MX4								
1	71	Carlos Sanchez Ferrer	11	-	18:00.285	1:27.458	2	25
2	2	Juan Francisco Llado Roca	11	+25.493	18:25.778	1:28.866	3	22
3	7	Werner Keppeler	11	+1:03.613	19:03.898	1:31.420	1	20
4	6	Miquel Femenias Bover	10	1 Vuelta	18:03.323	1:29.994	10	18

Márgen de victoria	Velocidad media	Mejor tº de vuelta	Mejor Vel.	Mejor vuelta para
+7.121	-	1:20.592	-	[15] Carlos Torres Ferrer

Impresos: 18/11/2014 10:11:46

Organizado a: Federacion Balear de Motociclismo

Jefe de cronometraje

Orbits 2

Director de Carrera

www.amb-it.com

www.mylaps.com

MX Trofeo Bal.la

MX3 Y MX4

San Rafael - Ibiza 0,000 km

1º Manga

02/11/2014 08:39

Carrera

Vuelta :mpo de vuelta **Dif. resp. 1º** **Hora del día**

(15) Carlos Torres Ferrer

Vuelta	mpo de vuelta	Dif. resp. 1º	Hora del día
1	1:21.313	+0.721	10:52:28.528
2	1:20.592	-	10:53:49.120
3	1:21.610	+1.018	10:55:10.730
4	1:21.634	+1.042	10:56:32.364
5	1:22.225	+1.633	10:57:54.589
6	1:21.275	+0.683	10:59:15.864
7	1:22.154	+1.562	11:00:38.018
8	1:23.061	+2.469	11:02:01.079
9	1:22.603	+2.011	11:03:23.682
10	1:22.683	+2.091	11:04:46.365
11	1:24.566	+3.974	11:06:10.931
12	1:26.253	+5.661	11:07:37.184

(53) Antonio Sacares Gelabert

Vuelta	mpo de vuelta	Dif. resp. 1º	Hora del día
1	1:22.846	+0.946	10:52:29.546
2	1:21.950	+0.050	10:53:51.496
3	1:22.623	+0.723	10:55:14.119
4	1:22.091	+0.191	10:56:36.210
5	1:23.130	+1.230	10:57:59.340
6	1:21.900	-	10:59:21.240
7	1:23.568	+1.668	11:00:44.808
8	1:24.401	+2.501	11:02:09.209
9	1:22.103	+0.203	11:03:31.312
10	1:23.965	+2.065	11:04:55.277
11	1:24.451	+2.551	11:06:19.728
12	1:24.577	+2.677	11:07:44.305

(58) Jaime Manresa Company

Vuelta	mpo de vuelta	Dif. resp. 1º	Hora del día
1	1:24.663	-	10:52:35.658
2	1:24.980	+0.317	10:54:00.638
3	1:25.324	+0.661	10:55:25.962
4	1:27.266	+2.603	10:56:53.228
5	1:25.990	+1.327	10:58:19.218
6	1:24.663	-	10:59:43.881
7	1:26.116	+1.453	11:01:09.997
8	1:27.903	+3.240	11:02:37.900
9	1:26.083	+1.420	11:04:03.983
10	1:28.651	+3.988	11:05:32.634
11	1:26.780	+2.117	11:06:59.414
12	1:28.273	+3.610	11:08:27.687

(221) Jose Antonio Cardenas Sanchez

Vuelta	mpo de vuelta	Dif. resp. 1º	Hora del día
1	1:25.030	+0.283	10:52:34.955
2	1:24.747	-	10:53:59.702
3	1:25.783	+1.036	10:55:25.485
4	1:27.380	+2.633	10:56:52.865
5	1:25.873	+1.126	10:58:18.738
6	1:28.424	+3.677	10:59:47.162
7	1:26.853	+2.106	11:01:14.015
8	1:27.318	+2.571	11:02:41.333
9	1:27.400	+2.653	11:04:08.733
10	1:28.564	+3.817	11:05:37.297
11	1:28.917	+4.170	11:07:06.214
12	1:29.008	+4.261	11:08:35.222

(111) Joan Antoni Planells Prats

Vuelta	mpo de vuelta	Dif. resp. 1º	Hora del día
1	1:25.046	+0.047	10:52:36.522
2	1:24.999	-	10:54:01.521
3	1:25.145	+0.146	10:55:26.666
4	1:26.879	+1.880	10:56:53.545
5	1:26.665	+1.666	10:58:20.210
6	1:27.385	+2.386	10:59:47.595
7	1:26.957	+1.958	11:01:14.552
8	1:27.231	+2.232	11:02:41.783

Vuelta :mpo de vuelta **Dif. resp. 1º** **Hora del día**

(131) Jaime Mayrata Mascaro

Vuelta	mpo de vuelta	Dif. resp. 1º	Hora del día
9	1:27.357	+2.358	11:04:09.140
10	1:28.958	+3.959	11:05:38.098
11	1:30.584	+5.585	11:07:08.682
12	1:30.144	+5.145	11:08:38.826
1	1:28.243	+1.175	10:52:42.162
2	1:27.656	+0.588	10:54:09.818
3	1:29.085	+2.017	10:55:38.903
4	1:29.195	+2.127	10:57:08.098
5	1:27.672	+0.604	10:58:35.770
6	1:28.010	+0.942	11:00:03.780
7	1:28.302	+1.234	11:01:32.082
8	1:27.068	-	11:02:59.150
9	1:29.410	+2.342	11:04:28.560
10	1:28.956	+1.888	11:05:57.516
11	1:30.591	+3.523	11:07:28.107
12	1:33.363	+6.295	11:09:01.470

(71) Carlos Sanchez Ferrer

Vuelta	mpo de vuelta	Dif. resp. 1º	Hora del día
1	1:28.360	+0.902	10:52:46.459
2	1:27.458	-	10:54:13.917
3	1:27.990	+0.532	10:55:41.907
4	1:27.956	+0.498	10:57:09.863
5	1:29.479	+2.021	10:58:39.342
6	1:29.350	+1.892	11:00:08.692
7	1:29.240	+1.782	11:01:37.932
8	1:29.714	+2.256	11:03:07.646
9	1:30.760	+3.302	11:04:38.406
10	1:32.981	+5.523	11:06:11.387
11	1:29.605	+2.147	11:07:40.992

(2) Juan Francisco Llado Roca

Vuelta	mpo de vuelta	Dif. resp. 1º	Hora del día
1	1:29.334	+0.468	10:52:45.846
2	1:30.310	+1.444	10:54:16.156
3	1:28.866	-	10:55:45.022
4	1:30.895	+2.029	10:57:15.917
5	1:30.862	+1.996	10:58:46.779
6	1:29.850	+0.984	11:00:16.629
7	1:32.928	+4.062	11:01:49.557
8	1:32.224	+3.358	11:03:21.781
9	1:37.263	+8.397	11:04:59.044
10	1:33.497	+4.631	11:06:32.541
11	1:33.944	+5.078	11:08:06.485

(85) Francisco Miguel Ojeda Rodriguez

Vuelta	mpo de vuelta	Dif. resp. 1º	Hora del día
1	1:32.287	+2.155	10:52:53.257
2	1:31.749	+1.617	10:54:25.006
3	1:32.791	+2.659	10:55:57.797
4	1:33.495	+3.363	10:57:31.292
5	1:32.836	+2.704	10:59:04.128
6	1:32.872	+2.740	11:00:37.000
7	1:34.384	+4.252	11:02:11.384
8	1:31.588	+1.456	11:03:42.972
9	1:33.049	+2.917	11:05:16.021
10	1:30.308	+0.176	11:06:46.329
11	1:30.132	-	11:08:16.461

(24) Juan Vicente Tur Riera

Vuelta	mpo de vuelta	Dif. resp. 1º	Hora del día
1	1:27.331	+1.468	10:52:51.687
2	1:26.540	+0.677	10:54:18.227
3	1:27.550	+1.687	10:55:45.777
4	1:26.410	+0.547	10:57:12.187
5	1:27.438	+1.575	10:58:39.625
6	1:27.108	+1.245	11:00:06.733
7	1:25.863	-	11:01:32.596

Vuelta :mpo de vuelta **Dif. resp. 1º** **Hora del día**

(9) Jose Antonio Planells Prats

Vuelta	mpo de vuelta	Dif. resp. 1º	Hora del día
8	1:28.239	+2.376	11:03:00.835
9	2:25.784	+59.921	11:05:26.619
10	1:27.800	+1.937	11:06:54.419
11	1:27.900	+2.037	11:08:22.319
1	1:36.805	+5.166	10:53:02.122
2	1:31.639	-	10:54:33.761
3	1:33.237	+1.598	10:56:06.998
4	1:34.153	+2.514	10:57:41.151
5	1:33.695	+2.056	10:59:14.846
6	1:36.685	+5.046	11:00:51.531
7	1:34.201	+2.562	11:02:25.732
8	1:32.864	+1.225	11:03:58.596
9	1:33.344	+1.705	11:05:31.940
10	1:36.323	+4.684	11:07:08.263
11	1:35.238	+3.599	11:08:43.501

(7) Werner Keppeler

Vuelta	mpo de vuelta	Dif. resp. 1º	Hora del día
1	1:31.420	-	10:52:51.212
2	1:32.942	+1.522	10:54:24.154
3	1:32.527	+1.107	10:55:56.681
4	1:33.583	+2.163	10:57:30.264
5	1:35.234	+3.814	10:59:05.498
6	1:36.495	+5.075	11:00:41.993
7	1:38.070	+6.650	11:02:20.063
8	1:36.357	+4.937	11:03:56.420
9	1:35.329	+3.909	11:05:31.749
10	1:37.529	+6.109	11:07:09.278
11	1:35.327	+3.907	11:08:44.605

(6) Miquel Femenias Bover

Vuelta	mpo de vuelta	Dif. resp. 1º	Hora del día
1	1:33.554	+3.560	10:53:36.245
2	1:34.686	+4.692	10:55:10.931
3	1:41.589	+11.595	10:56:52.520
4	1:30.974	+0.980	10:58:23.494
5	1:34.074	+4.080	10:59:57.568
6	1:30.151	+0.157	11:01:27.719
7	1:32.897	+2.903	11:03:00.616
8	1:36.996	+7.002	11:04:37.612
9	1:36.424	+6.430	11:06:14.036
10	1:29.994	-	11:07:44.030

(121) Mabel Gonzalez Rodriguez

Vuelta	mpo de vuelta	Dif. resp. 1º	Hora del día
1	1:35.167	+1.591	10:53:24.090
2	1:33.576	-	10:54:57.666
3	1:33.849	+0.273	10:56:31.515
4	1:34.874	+1.298	10:58:06.389
5	1:36.602	+3.026	10:59:42.991
6	1:38.445	+4.869	11:01:21.436
7	1:36.715	+3.139	11:02:58.151
8	1:37.228	+3.652	11:04:35.379
9	1:37.090	+3.514	11:06:12.469
10	1:38.871	+5.295	11:07:51.340

(16) Juan Verderra Escandell

Vuelta	mpo de vuelta	Dif. resp. 1º	Hora del día
1	1:37.114	+2.400	10:53:00.968
2	1:35.743	+1.029	10:54:36.711
3	1:36.182	+1.468	10:56:12.893
4	1:34.714	-	10:57:47.607
5	1:39.181	+4.467	10:59:26.788
6	1:38.652	+3.938	11:01:05.440
7	1:44.392	+9.678	11:02:49.832
8	1:51.680	+16.966	11:04:41.512
9	1:47.708	+12.994	11:06:29.220
10	1:45.264	+10.550	11:08:14.484

MX Trofeo Bal.la

MX3 Y MX4

San Rafael - Ibiza 0,000 km

1º Manga

02/11/2014 08:39

Carrera

	Vuelta	Tempo de vuelta	Dif. resp. 1º	Hora del día
(75) Lucas Rolando Acuña Achocalla				
1	1:37.911	-		10:53:05.937
2	1:38.489	+0.578		10:54:44.426
3	1:41.586	+3.675		10:56:26.012
4	1:39.978	+2.067		10:58:05.990
5	2:01.505	+23.594		11:00:07.495
6	1:41.501	+3.590		11:01:48.996
7	1:48.129	+10.218		11:03:37.125
8	1:42.447	+4.536		11:05:19.572
9	1:42.279	+4.368		11:07:01.851
10	1:45.197	+7.286		11:08:47.048

	Vuelta	Tempo de vuelta	Dif. resp. 1º	Hora del día
(29) Mario Chinarro Diaz				
1	1:38.360	-		10:53:04.865
2	1:38.403	+0.043		10:54:43.268
3	1:48.170	+9.810		10:56:31.438
4	1:42.507	+4.147		10:58:13.945
5	1:43.078	+4.718		10:59:57.023
6	1:42.087	+3.727		11:01:39.110
7	1:40.045	+1.685		11:03:19.155
8	1:48.633	+10.273		11:05:07.788
9	1:40.874	+2.514		11:06:48.662
10	2:12.685	+34.325		11:09:01.347

	Vuelta	Tempo de vuelta	Dif. resp. 1º	Hora del día
(41) Antonio Morell Bibiloni				
1	1:42.989	-		10:53:22.269
2	1:43.656	+0.667		10:55:05.925
3	1:46.137	+3.148		10:56:52.062
4	1:47.039	+4.050		10:58:39.101
5	1:45.875	+2.886		11:00:24.976
6	1:48.338	+5.349		11:02:13.314
7	1:48.803	+5.814		11:04:02.117
8	1:45.874	+2.885		11:05:47.991
9	1:45.935	+2.946		11:07:33.926
10	1:46.370	+3.381		11:09:20.296

	Vuelta	Tempo de vuelta	Dif. resp. 1º	Hora del día
(998) Ines Sanchez Garcia de la Cruz				
1	1:46.124	+1.684		10:53:53.729
2	1:46.238	+1.798		10:55:39.967
3	1:46.517	+2.077		10:57:26.484
4	1:45.185	+0.745		10:59:11.669
5	1:46.003	+1.563		11:00:57.672
6	1:45.955	+1.515		11:02:43.627
7	1:44.440	-		11:04:28.067
8	1:51.270	+6.830		11:06:19.337
9	1:49.324	+4.884		11:08:08.661

	Vuelta	Tempo de vuelta	Dif. resp. 1º	Hora del día
(28) Susana Mari Ramon				
1	1:49.681	+2.908		10:53:29.304
2	1:49.733	+2.960		10:55:19.037
3	1:51.716	+4.943		10:57:10.753
4	1:50.390	+3.617		10:59:01.143
5	1:49.606	+2.833		11:00:50.749
6	1:46.773	-		11:02:37.522
7	3:15.003	+1:28.230		11:05:52.525
8	1:50.887	+4.114		11:07:43.412

MX Trofeo Bal.la

Clasificado por vueltas

MX3 Y MX4

San Rafael - Ibiza 0,000 km

2º Manga

02/11/2014 08:39

Carrera

Clasificación	Nº	Nombre	Vueltas	Dif. resp. 1º	Total Tº	Mejor Tm	En Vuelta	Puntos
MX3								
1	15	Carlos Torres Ferrer	11	-	17:03.926	1:21.818	6	25
2	53	Antonio Sacares Gelabert	11	+6.918	17:10.844	1:22.245	1	22
3	58	Jaime Manresa Company	11	+44.742	17:48.668	1:24.531	1	20
4	221	Jose Antonio Cardenas Sanchez	11	+47.390	17:51.316	1:25.219	1	18
5	111	Joan Antoni Planells Prats	11	+48.380	17:52.306	1:23.937	3	16
6	24	Juan Vicente Tur Riera	11	+56.684	18:00.610	1:26.234	2	15
7	131	Jaime Mayrata Mascaro	11	+1:12.314	18:16.240	1:26.958	1	14
8	9	Jose Antonio Planells Prats	10	1 Vuelta	17:36.345	1:31.245	8	13
9	121	Mabel Gonzalez Rodriguez	9	2 Vueltas	17:11.435	1:35.266	1	12
10	16	Juan Verdera Escandell	9	+18.415	17:29.850	1:37.168	1	11
11	75	Lucas Rolando Acuña Achocalla	9	+40.454	17:51.889	1:41.428	1	10
12	29	Mario Chinarro Diaz	9	+51.792	18:03.227	1:39.882	1	9
13	41	Antonio Morell Bibiloni	9	+1:16.758	18:28.193	1:43.970	1	8
14	28	Susana Mari Ramon	9	+1:22.824	18:34.259	1:45.262	7	7
15	998	Ines Sanchez Garcia de la Cruz	9	+1:30.153	18:41.588	1:46.771	1	6
16	85	Francisco Miguel Ojeda Rodriguez	9	+3:06.168	20:17.603	1:32.964	1	5
MX4								
1	71	Carlos Sanchez Ferrer	11	-	18:19.774	1:27.911	1	25
2	2	Juan Francisco Llado Roca	10	1 Vuelta	17:31.350	1:29.472	4	22
3	7	Werner Keppeler	10	+6.885	17:38.235	1:32.686	5	20
4	6	Miquel Femenias Bover	10	+8.838	17:40.188	1:30.847	1	18

Márgen de victoria	Velocidad media	Mejor tº de vuelta	Mejor Vel.	Mejor vuelta para
+6.918	-	1:21.818	-	[15] Carlos Torres Ferrer

Impresos: 18/11/2014 10:13:42

Organizado a: Federacion Balear de Motociclismo

Jefe de cronometraje

Orbits 2

Director de Carrera

www.amb-it.com

www.mylaps.com

MX Trofeo Bal.la

MX3 Y MX4

2º Manga

Carrera

San Rafael - Ibiza 0,000 km

02/11/2014 08:39

Vuelta	Tempo de vuelta	Dif. resp. 1º	Hora del día
(15) Carlos Torres Ferrer			
1	1:22.258	+0.440	12:57:31.360
2	1:22.327	+0.509	12:58:53.687
3	1:22.906	+1.088	13:00:16.593
4	1:23.442	+1.624	13:01:40.035
5	1:22.324	+0.506	13:03:02.359
6	1:21.818	-	13:04:24.177
7	1:21.988	+0.170	13:05:46.165
8	1:24.638	+2.820	13:07:10.803
9	1:23.299	+1.481	13:08:34.102
10	1:24.379	+2.561	13:09:58.481
11	1:26.242	+4.424	13:11:24.723

Vuelta	Tempo de vuelta	Dif. resp. 1º	Hora del día
(53) Antonio Sacares Gelabert			
1	1:22.245	-	12:57:30.897
2	1:22.262	+0.017	12:58:53.159
3	1:22.780	+0.535	13:00:15.939
4	1:26.426	+4.181	13:01:42.365
5	1:23.542	+1.297	13:03:05.907
6	1:22.322	+0.077	13:04:28.229
7	1:23.302	+1.057	13:05:51.531
8	1:26.677	+4.432	13:07:18.208
9	1:24.053	+1.808	13:08:42.261
10	1:24.219	+1.974	13:10:06.480
11	1:25.161	+2.916	13:11:31.641

Vuelta	Tempo de vuelta	Dif. resp. 1º	Hora del día
(58) Jaime Manresa Company			
1	1:24.531	-	12:57:35.432
2	1:25.416	+0.885	12:59:00.848
3	1:26.393	+1.862	13:00:27.241
4	1:28.023	+3.492	13:01:55.264
5	1:28.372	+3.841	13:03:23.636
6	1:27.839	+3.308	13:04:51.475
7	1:27.214	+2.683	13:06:18.689
8	1:26.533	+2.002	13:07:45.222
9	1:28.677	+4.146	13:09:13.899
10	1:26.632	+2.101	13:10:40.531
11	1:28.934	+4.403	13:12:09.465

Vuelta	Tempo de vuelta	Dif. resp. 1º	Hora del día
(221) Jose Antonio Cardenas Sanchez			
1	1:25.219	-	12:57:38.448
2	1:26.258	+1.039	12:59:04.706
3	1:26.612	+1.393	13:00:31.318
4	1:28.636	+3.417	13:01:59.954
5	1:27.419	+2.200	13:03:27.373
6	1:27.487	+2.268	13:04:54.860
7	1:27.024	+1.805	13:06:21.884
8	1:26.305	+1.086	13:07:48.189
9	1:28.154	+2.935	13:09:16.343
10	1:27.755	+2.536	13:10:44.098
11	1:28.015	+2.796	13:12:12.113

Vuelta	Tempo de vuelta	Dif. resp. 1º	Hora del día
(111) Joan Antoni Planells Prats			
1	1:26.915	+2.978	12:57:42.957
2	1:26.230	+2.293	12:59:09.187
3	1:23.937	-	13:00:33.124
4	1:27.588	+3.651	13:02:00.712
5	1:26.779	+2.842	13:03:27.491
6	1:28.314	+4.377	13:04:55.805
7	1:26.920	+2.983	13:06:22.725
8	1:26.425	+2.488	13:07:49.150
9	1:29.266	+5.329	13:09:18.416
10	1:26.456	+2.519	13:10:44.872
11	1:28.231	+4.294	13:12:13.103

Vuelta	Tempo de vuelta	Dif. resp. 1º	Hora del día
(24) Juan Vicente Tur Riera			
1	1:26.999	+0.765	12:57:42.517
2	1:26.234	-	12:59:08.751
3	1:27.357	+1.123	13:00:36.108
4	1:28.401	+2.167	13:02:04.509
5	1:27.256	+1.022	13:03:31.765
6	1:27.067	+0.833	13:04:58.832
7	1:27.970	+1.736	13:06:26.802
8	1:27.772	+1.538	13:07:54.574
9	1:28.488	+2.254	13:09:23.062
10	1:29.569	+3.335	13:10:52.631
11	1:28.776	+2.542	13:12:21.407

Vuelta	Tempo de vuelta	Dif. resp. 1º	Hora del día
(131) Jaime Mayrata Mascaro			
1	1:26.958	-	12:57:44.404
2	1:27.286	+0.328	12:59:11.690
3	1:27.026	+0.068	13:00:38.716
4	1:29.383	+2.425	13:02:08.099
5	1:29.348	+2.390	13:03:37.447
6	1:29.758	+2.800	13:05:07.205
7	1:29.719	+2.761	13:06:36.924
8	1:29.810	+2.852	13:08:06.734
9	1:30.476	+3.518	13:09:37.210
10	1:29.896	+2.938	13:11:07.106
11	1:29.931	+2.973	13:12:37.037

Vuelta	Tempo de vuelta	Dif. resp. 1º	Hora del día
(71) Carlos Sanchez Ferrer			
1	1:27.911	-	12:57:46.407
2	1:28.144	+0.233	12:59:14.551
3	1:29.583	+1.672	13:00:44.134
4	1:28.538	+0.627	13:02:12.672
5	1:30.027	+2.116	13:03:42.699
6	1:30.063	+2.152	13:05:12.762
7	1:29.695	+1.784	13:06:42.457
8	1:29.418	+1.507	13:08:11.875
9	1:28.675	+0.764	13:09:40.550
10	1:29.404	+1.493	13:11:09.954
11	1:30.617	+2.706	13:12:40.571

Vuelta	Tempo de vuelta	Dif. resp. 1º	Hora del día
(2) Juan Francisco Llado Roca			
1	1:32.291	+2.819	12:57:56.481
2	1:32.693	+3.221	12:59:29.174
3	1:33.231	+3.759	13:01:02.405
4	1:29.472	-	13:02:31.877
5	1:32.581	+3.109	13:04:04.458
6	1:34.313	+4.841	13:05:38.771
7	1:33.451	+3.979	13:07:12.222
8	1:35.604	+6.132	13:08:47.826
9	1:32.142	+2.670	13:10:19.968
10	1:32.179	+2.707	13:11:52.147

Vuelta	Tempo de vuelta	Dif. resp. 1º	Hora del día
(9) Jose Antonio Planells Prats			
1	1:33.870	+2.625	12:57:57.135
2	1:33.773	+2.528	12:59:30.908
3	1:33.229	+1.984	13:01:04.137
4	1:32.845	+1.600	13:02:36.982
5	1:33.281	+2.036	13:04:10.263
6	1:34.031	+2.786	13:05:44.294
7	1:36.199	+4.954	13:07:20.493
8	1:31.245	-	13:08:51.738
9	1:32.062	+0.817	13:10:23.800
10	1:33.342	+2.097	13:11:57.142

Vuelta	Tempo de vuelta	Dif. resp. 1º	Hora del día
(7) Werner Keppeler			
1	1:32.885	+0.199	12:57:54.954
2	1:33.582	+0.896	12:59:28.536

Vuelta	Tempo de vuelta	Dif. resp. 1º	Hora del día
3	1:33.493	+0.807	13:01:02.029
4	1:33.674	+0.988	13:02:35.703
5	1:32.686	-	13:04:08.389
6	1:35.256	+2.570	13:05:43.645
7	1:34.385	+1.699	13:07:18.030
8	1:33.309	+0.623	13:08:51.339
9	1:34.713	+2.027	13:10:26.052
10	1:32.980	+0.294	13:11:59.032

Vuelta	Tempo de vuelta	Dif. resp. 1º	Hora del día
(6) Miquel Femenias Bover			
1	1:30.847	-	12:57:55.474
2	1:34.385	+3.538	12:59:29.859
3	1:33.620	+2.773	13:01:03.479
4	1:32.872	+2.025	13:02:36.351
5	1:33.416	+2.569	13:04:09.767
6	1:35.068	+4.221	13:05:44.835
7	1:37.743	+6.896	13:07:22.578
8	1:31.891	+1.044	13:08:54.469
9	1:32.760	+1.913	13:10:27.229
10	1:33.756	+2.909	13:12:00.985

Vuelta	Tempo de vuelta	Dif. resp. 1º	Hora del día
(121) Mabel Gonzalez Rodriguez			
1	1:35.266	-	12:58:01.750
2	1:56.699	+21.433	12:59:58.449
3	1:40.824	+5.558	13:01:39.273
4	1:40.158	+4.892	13:03:19.431
5	1:40.447	+5.181	13:04:59.878
6	1:38.025	+2.759	13:06:37.903
7	1:38.249	+2.983	13:08:16.152
8	1:36.278	+1.012	13:09:52.430
9	1:39.802	+4.536	13:11:32.232

Vuelta	Tempo de vuelta	Dif. resp. 1º	Hora del día
(16) Juan Verdera Escandell			
1	1:37.168	-	12:58:05.758
2	1:38.845	+1.677	12:59:44.603
3	1:39.396	+2.228	13:01:23.999
4	1:44.700	+7.532	13:03:08.699
5	1:39.770	+2.602	13:04:48.469
6	1:43.260	+6.092	13:06:31.729
7	1:42.682	+5.514	13:08:14.411
8	1:54.829	+17.661	13:10:09.240
9	1:41.407	+4.239	13:11:50.647

Vuelta	Tempo de vuelta	Dif. resp. 1º	Hora del día
(75) Lucas Rolando Acuña Achocalla			
1	1:41.428	-	12:58:13.334
2	1:41.989	+0.561	12:59:55.323
3	1:43.546	+2.118	13:01:38.869
4	1:45.336	+3.908	13:03:24.205
5	1:45.349	+3.921	13:05:09.554
6	1:43.701	+2.273	13:06:53.255
7	1:46.663	+5.235	13:08:39.918
8	1:45.803	+4.375	13:10:25.721
9	1:46.965	+5.537	13:12:12.686

Vuelta	Tempo de vuelta	Dif. resp. 1º	Hora del día
(29) Mario Chinarro Diaz			
1	1:39.882	-	12:58:11.403
2	1:42.338	+2.456	12:59:53.741
3	1:43.209	+3.327	13:01:36.950
4	1:52.333	+12.451	13:03:29.283
5	1:46.939	+7.057	13:05:16.222
6	1:42.292	+2.410	13:06:58.514
7	1:44.016	+4.134	13:08:42.530
8	1:56.599	+16.717	13:10:39.129
9	1:44.895	+5.013	13:12:24.024

Vuelta	Tempo de vuelta	Dif. resp. 1º	Hora del día
(41) Antonio Morell Bibiloni			

MX Trofeo Bal.la

MX3 Y MX4

San Rafael - Ibiza 0,000 km

2º Manga

02/11/2014 08:39

Carrera

Vuelta	Tempo de vuelta	Dif. resp. 1º	Hora del día
1	1:43.970	-	12:58:38.086
2	1:46.000	+2.030	13:00:24.086
3	1:47.149	+3.179	13:02:11.235
4	1:44.618	+0.648	13:03:55.853
5	1:46.027	+2.057	13:05:41.880
6	1:47.272	+3.302	13:07:29.152
7	1:45.188	+1.218	13:09:14.340
8	1:47.919	+3.949	13:11:02.259
9	1:46.731	+2.761	13:12:48.990

(28) Susana Mari Ramon

1	1:49.978	+4.716	12:58:29.285
2	1:48.884	+3.622	13:00:18.169
3	1:49.074	+3.812	13:02:07.243
4	1:47.240	+1.978	13:03:54.483
5	1:48.819	+3.557	13:05:43.302
6	1:49.394	+4.132	13:07:32.696
7	1:45.262	-	13:09:17.958
8	1:47.194	+1.932	13:11:05.152
9	1:49.904	+4.642	13:12:55.056

(998) Ines Sanchez Garcia de la Cruz

1	1:46.771	-	12:58:23.536
2	1:48.621	+1.850	13:00:12.157
3	1:50.704	+3.933	13:02:02.861
4	1:49.476	+2.705	13:03:52.337
5	1:48.125	+1.354	13:05:40.462
6	1:51.008	+4.237	13:07:31.470
7	1:49.017	+2.246	13:09:20.487
8	1:51.124	+4.353	13:11:11.611
9	1:50.774	+4.003	13:13:02.385

(85) Francisco Miguel Ojeda Rodriguez

1	1:32.964	-	12:57:58.173
2	1:33.634	+0.670	12:59:31.807
3	1:34.163	+1.199	13:01:05.970
4	1:35.160	+2.196	13:02:41.130
5	1:37.344	+4.380	13:04:18.474
6	1:33.331	+0.367	13:05:51.805
7	1:35.783	+2.819	13:07:27.588
8	1:33.866	+0.902	13:09:01.454
9	5:36.946	+4:03.982	13:14:38.400

Vuelta :mpo de vuelta Dif. resp. 1º Hora del día


Vuelta :mpo de vuelta Dif. resp. 1º Hora del día

MX Trofeo Bal.la

MX3 Y MX4

San Rafael - Ibiza 0,000 km

Clasificacion final provisional MX3-MX4



Posició	Nº	Nombre	Clase	R1.	R2.	Total puntos
MX3						
1	15	Carlos Torres Ferrer	MX3	25	25	50
2	53	Antonio Sacares Gelabert	MX3	22	22	44
3	58	Jaime Manresa Company	MX3	20	20	40
4	221	Jose Antonio Cardenas Sanchez	MX3	18	18	36
5	111	Joan Antoni Planells Prats	MX3	16	16	32
6	131	Jaime Mayrata Mascaro	MX3	15	14	29
7	24	Juan Vicente Tur Riera	MX3	13	15	28
8	9	Jose Antonio Planells Prats	MX3	12	13	25
9	121	Mabel Gonzalez Rodriguez	MX3	11	12	23
10	16	Juan Verdera Escandell	MX3	10	11	21
11	75	Lucas Rolando Acuña Achocalla	MX3	9	10	19
12	85	Francisco Miguel Ojeda Rodriguez	MX3	14	5	19
13	29	Mario Chinarro Diaz	MX3	8	9	17
14	41	Antonio Morell Bibiloni	MX3	7	8	15
15	28	Susana Mari Ramon	MX3	5	7	12
16	998	Ines Sanchez Garcia de la Cruz	MX3	6	6	12
MX4						
1	71	Carlos Sanchez Ferrer	MX4	25	25	50
2	2	Juan Francisco Llado Roca	MX4	22	22	44
3	7	Werner Keppeler	MX4	20	20	40
4	6	Miquel Femenias Bover	MX4	18	18	36

Nombre

Nombre

R1. MX3 Y MX4 - 1º Manga

R2. MX3 Y MX4 - 2º Manga