

Cto. Aragón MX, San Lorenzo
Clasificado por mejor tiempo de vuelta

MX-1 / MX-2 / MX-125 / MX Sub18

Tierz 1,265 km

Entrenos Oficiales

05/08/2018 09:15

Clasificación (15:00 Tiempo) iniciado a 9:23:39

| Pos. | Nº | Nombre | Mejor Tm | Dif. resp. 1º | Resp. anterior | Min Vuelta | Vueltas | Marca | Club | Equipo | Mejor Vel. |
|------|-----|---------------------------------|----------|---------------|----------------|------------|---------|-----------|----------------|--------|------------|
| 1 | 98 | VALERA RODRIGUEZ, SERGIO | 1:39.227 | | | 5 | 9 | KTM | Mc. Zuera | | 45,895 |
| 2 | 101 | HERRERO HERRANZ, DAVID | 1:39.919 | 0.692 | 0.692 | 7 | 9 | YAMAHA | MX Villarquem. | | 45,577 |
| 3 | 632 | PANZANO FERRER, MARCOS | 1:40.172 | 0.945 | 0.253 | 7 | 8 | KTM | Pm. Oscense | | 45,462 |
| 4 | 711 | FERNANDEZ GARCIA, CESAR | 1:40.426 | 1.199 | 0.254 | 7 | 7 | | Mc MXPro | | 45,347 |
| 5 | 23 | MUÑOZ DE LA PEÑA VICENTE, JUAN | 1:41.154 | 1.927 | 0.728 | 5 | 8 | KAWASAKI | Pm. Oscense | | 45,020 |
| 6 | 5 | RAUFAST PARDO, RICARDO | 1:42.462 | 3.235 | 1.308 | 3 | 8 | YAMAHA | Esc. A Full | | 44,446 |
| 7 | 85 | GONZALEZ BAILON, ELIAS | 1:42.669 | 3.442 | 0.207 | 9 | 9 | KAWASAKI | Mc. Calatayud | | 44,356 |
| 8 | 1 | SALA GARCIA, GERARD | 1:43.133 | 3.906 | 0.464 | 7 | 8 | | MC Monzon | | 44,157 |
| 9 | 19 | FERRER ARANTES, JOSE FCO | 1:43.704 | 4.477 | 0.571 | 7 | 8 | KTM | Correcaminos | | 43,913 |
| 10 | 21 | GALI HERNANDEZ, JORGE | 1:43.777 | 4.550 | 0.073 | 7 | 8 | SIN MARCA | MX Villarquem. | | 43,883 |
| 11 | 111 | MENE MANERO, NICOLAS | 1:43.935 | 4.708 | 0.158 | 4 | 6 | KTM | CM TAUSTE | | 43,816 |
| 12 | 24 | MARKIEGI GARMENDIA, URTZI | 1:44.470 | 5.243 | 0.535 | 7 | 9 | KAWASAKI | Fly Group Mc. | | 43,591 |
| 13 | 500 | MORILLA SANJUAN, DANIEL | 1:45.288 | 6.061 | 0.818 | 3 | 8 | | Correcaminos | | 43,253 |
| 14 | 127 | REMIRO GARRALAGA, JORGE MARIANO | 1:48.814 | 9.587 | 3.526 | 5 | 8 | BETA | Mc. Trial Muel | | 41,851 |
| 15 | 30 | TOLON PEREZ, MARCO | 1:50.348 | 11.121 | 1.534 | 4 | 8 | | Correcaminos | | 41,269 |
| 16 | 777 | HUERTA MARTINEZ, SAMUEL | 1:51.720 | 12.493 | 1.372 | 6 | 8 | HUSQVARNA | Mc. Vallemesa | | 40,763 |
| 17 | 241 | CUARTERO MIRAMON, RAUL | 1:53.037 | 13.810 | 1.317 | 4 | 8 | | Esc. A Full | | 40,288 |
| 18 | 103 | SALVADOR BERNAD, SERGIO | 2:02.427 | 23.200 | 9.390 | 3 | 7 | KAWASAKI | Independiente | | 37,198 |
| 19 | 3 | ARGUILE MARTINEZ, AUGUSTO | 2:52.174 | 1:12.947 | 49.747 | 1 | 1 | HONDA | Esc. A Full | | 26,450 |

| | | | | |
|---------------------------|------------------------|---------------------------|-------------------|-----------------------------|
| Márgen de victoria | Velocidad media | Mejor tº de vuelta | Mejor Vel. | Mejor vuelta para |
| 32.481 | 43,075 | 1:39.227 | 45,895 | 98 - VALERA RODRIGUEZ, SERG |

Jefe de cronometraje

Orbits

Director de Carrera



Cto. Aragón MX, San Lorenzo

Clasificado por vueltas


MX-1 / MX-2 / MX-125 / MX Sub18

Tierz 1,265 km

Primera Manga

05/08/2018 10:00

Carrera (20:00 y 2 Vueltas) iniciado a 10:17:53



| Pos. | Nº | Nombre | Vueltas | Total Tº | Dif. resp. 1º | Mejor Tm | Club | Equipo | Marca |
|------|-----|--------------------------------|---------|-----------|---------------|----------|-----------------|--------|-----------|
| 1 | 98 | VALERA RODRIGUEZ, SERGIO | 15 | 25:06.945 | | 1:37.659 | Mc. Zuera | | KTM |
| 2 | 101 | HERRERO HERRANZ, DAVID | 15 | 25:21.882 | 14.937 | 1:38.742 | MX Villarquemad | | YAMAHA |
| 3 | 632 | PANZANO FERRER, MARCOS | 15 | 25:32.660 | 25.715 | 1:39.016 | Pm. Oscense | | KTM |
| 4 | 711 | FERNANDEZ GARCIA, CESAR | 15 | 25:57.409 | 50.464 | 1:38.841 | Mc MXPro | | |
| 5 | 1 | SALA GARCIA, GERARD | 15 | 26:19.628 | 1:12.683 | 1:43.285 | MC Monzon | | |
| 6 | 24 | MARKIEGI GARMENDIA, URTZI | 15 | 26:22.329 | 1:15.384 | 1:43.017 | Fly Group Mc. | | KAWASAKI |
| 7 | 111 | MENE MANERO, NICOLAS | 15 | 26:26.372 | 1:19.427 | 1:42.870 | CM TAUSTE | | KTM |
| 8 | 23 | MUÑOZ DE LA PEÑA VICENTE, JUAN | 15 | 26:31.247 | 1:24.302 | 1:41.767 | Pm. Oscense | | KAWASAKI |
| 9 | 19 | FERRER ARANTES, JOSE FCO | 15 | 26:32.863 | 1:25.918 | 1:43.263 | Correcaminos Mc | | KTM |
| 10 | 127 | REMIRO GARRALAGA, JORGE MARIA | 14 | 25:11.019 | 1 Vuelta | 1:45.307 | Mc. Trial Muel | | BETA |
| 11 | 5 | RAUFAST PARDO, RICARDO | 14 | 25:30.223 | 1 Vuelta | 1:41.948 | Esc. A Full | | YAMAHA |
| 12 | 30 | TOLON PEREZ, MARCO | 14 | 25:59.253 | 1 Vuelta | 1:48.509 | Correcaminos Mc | | |
| 13 | 777 | HUERTA MARTINEZ, SAMUEL | 14 | 26:02.750 | 1 Vuelta | 1:47.911 | Mc. Vallemesa | | HUSQVARNA |
| 14 | 241 | CUARTERO MIRAMON, RAUL | 13 | 25:19.055 | 2 Vueltas | 1:49.511 | Esc. A Full | | |
| 15 | 103 | SALVADOR BERNAD, SERGIO | 13 | 26:38.477 | 2 Vueltas | 1:58.209 | Independiente | | KAWASAKI |

No clasificado

| | | | | | | | | | |
|----|-----|---------------------------|----|-----------|----|----------|-----------------|--|-----------|
| NT | 85 | GONZALEZ BAILON, ELIAS | 12 | 20:58.757 | NT | 1:40.776 | Mc. Calatayud | | KAWASAKI |
| NT | 500 | MORILLA SANJUAN, DANIEL | 11 | 20:35.338 | NT | 1:42.044 | Correcaminos Mc | | |
| NE | 3 | ARGUILE MARTINEZ, AUGUSTO | | | NE | | Esc. A Full | | HONDA |
| NE | 21 | GALI HERNANDEZ, JORGE | | | NE | | MX Villarquemad | | SIN MARCA |
| NE | 84 | LANZAN CHUECA, ADOLFO | | | NE | | Mc. Salvador | | |

| Márgen de victoria | Velocidad media | Mejor tº de vuelta | Mejor Vel. | Mejor vuelta para |
|--------------------|-----------------|--------------------|------------|-----------------------------|
| 14.937 | 45,330 | 1:37.659 | 46,632 | 98 - VALERA RODRIGUEZ, SERG |

Jefe de cronometraje

Orbits

Director de Carrera



Cto. Aragón MX, San Lorenzo

Clasificado por vueltas

MX-1 / MX-2 / MX-125 / MX Sub18

Tierz 1,265 km

Primera Manga

05/08/2018 10:00

Carrera (20:00 y 2 Vueltas) iniciado a 10:17:53

| Pos. | N° | Nombre | Vueltas | Total T° | Dif. resp. 1° | Mejor Tm | Club | Equipo | Marca |
|------|----|--------|---------|----------|---------------|----------|------|--------|-------|
|------|----|--------|---------|----------|---------------|----------|------|--------|-------|

MX Sub-18

| | | | | | | | | | |
|---|-----|--------------------------|----|-----------|-----------|----------|-----------------|--|----------|
| 1 | 111 | MENE MANERO, NICOLAS | 15 | 26:26.372 | | 1:42.870 | CM TAUSTE | | KTM |
| 2 | 19 | FERRER ARANTES, JOSE FCO | 15 | 26:32.863 | 6.491 | 1:43.263 | Correcaminos Mc | | KTM |
| 3 | 103 | SALVADOR BERNAD, SERGIO | 13 | 26:38.477 | 2 Vueltas | 1:58.209 | Independiente | | KAWASAKI |

No clasificado

| | | | | | | | | | |
|----|-----|-------------------------|----|-----------|----|----------|-----------------|--|--|
| NT | 500 | MORILLA SANJUAN, DANIEL | 11 | 20:35.338 | NT | 1:42.044 | Correcaminos Mc | | |
|----|-----|-------------------------|----|-----------|----|----------|-----------------|--|--|

MX-1

| | | | | | | | | | |
|---|-----|-------------------------------|----|-----------|----------|----------|-----------------|--|--------|
| 1 | 98 | VALERA RODRIGUEZ, SERGIO | 15 | 25:06.945 | | 1:37.659 | Mc. Zuera | | KTM |
| 2 | 101 | HERRERO HERRANZ, DAVID | 15 | 25:21.882 | 14.937 | 1:38.742 | MX Villarquemad | | YAMAHA |
| 3 | 711 | FERNANDEZ GARCIA, CESAR | 15 | 25:57.409 | 50.464 | 1:38.841 | Mc MXPro | | |
| 4 | 1 | SALA GARCIA, GERARD | 15 | 26:19.628 | 1:12.683 | 1:43.285 | MC Monzon | | |
| 5 | 127 | REMIRO GARRALAGA, JORGE MARIA | 14 | 25:11.019 | 1 Vuelta | 1:45.307 | Mc. Trial Muel | | BETA |

No clasificado

| | | | | | | | | | |
|----|----|---------------------------|----|-----------|----|----------|-----------------|--|-----------|
| NT | 85 | GONZALEZ BAILON, ELIAS | 12 | 20:58.757 | NT | 1:40.776 | Mc. Calatayud | | KAWASAKI |
| NE | 3 | ARGUILE MARTINEZ, AUGUSTO | | | NE | | Esc. A Full | | HONDA |
| NE | 21 | GALI HERNANDEZ, JORGE | | | NE | | MX Villarquemad | | SIN MARCA |
| NE | 84 | LANZAN CHUECA, ADOLFO | | | NE | | Mc. Salvador | | |

MX-125

| | | | | | | | | | |
|---|-----|-------------------------|----|-----------|--|----------|---------------|--|-----------|
| 1 | 777 | HUERTA MARTINEZ, SAMUEL | 14 | 26:02.750 | | 1:47.911 | Mc. Vallemesa | | HUSQVARNA |
|---|-----|-------------------------|----|-----------|--|----------|---------------|--|-----------|

MX-2

| | | | | | | | | | |
|---|-----|--------------------------------|----|-----------|-----------|----------|-----------------|--|----------|
| 1 | 632 | PANZANO FERRER, MARCOS | 15 | 25:32.660 | | 1:39.016 | Pm. Oscense | | KTM |
| 2 | 24 | MARKIEGI GARMENDIA, URTZI | 15 | 26:22.329 | 49.669 | 1:43.017 | Fly Group Mc. | | KAWASAKI |
| 3 | 23 | MUÑOZ DE LA PEÑA VICENTE, JUAN | 15 | 26:31.247 | 58.587 | 1:41.767 | Pm. Oscense | | KAWASAKI |
| 4 | 5 | RAUFAST PARDO, RICARDO | 14 | 25:30.223 | 1 Vuelta | 1:41.948 | Esc. A Full | | YAMAHA |
| 5 | 30 | TOLON PEREZ, MARCO | 14 | 25:59.253 | 1 Vuelta | 1:48.509 | Correcaminos Mc | | |
| 6 | 241 | CUARTERO MIRAMON, RAUL | 13 | 25:19.055 | 2 Vueltas | 1:49.511 | Esc. A Full | | |

| Márgen de victoria | Velocidad media | Mejor t° de vuelta | Mejor Vel. | Mejor vuelta para |
|--------------------|-----------------|--------------------|------------|-----------------------------|
| 14.937 | 45,330 | 1:37.659 | 46,632 | 98 - VALERA RODRIGUEZ, SERG |

Jefe de cronometraje

Orbits

Director de Carrera



Cto. Aragón MX, San Lorenzo

MX-1 / MX-2 / MX-125 / MX Sub18

Tierz 1,265 km

Primera Manga

05/08/2018 10:00

Carrera (20:00 y 2 Vueltas) iniciado a 10:17:53

| Vuelta | Tempo de vuelta | Dif. resp. 1° | Hora del día |
|--------------------------------------|-----------------|---------------|--------------|
| (98) VALERA RODRIGUEZ, SERGIO | | | |
| 1 | 1:38.480 | +0.821 | 10:19:35.786 |
| 2 | 1:37.659 | | 10:21:13.445 |
| 3 | 1:39.028 | +1.369 | 10:22:52.473 |
| 4 | 1:38.960 | +1.301 | 10:24:31.433 |
| 5 | 1:39.945 | +2.286 | 10:26:11.378 |
| 6 | 1:39.215 | +1.556 | 10:27:50.593 |
| 7 | 1:39.354 | +1.695 | 10:29:29.947 |
| 8 | 1:40.175 | +2.516 | 10:31:10.122 |
| 9 | 1:38.724 | +1.065 | 10:32:48.846 |
| 10 | 1:39.137 | +1.478 | 10:34:27.983 |
| 11 | 1:41.397 | +3.738 | 10:36:09.380 |
| 12 | 1:42.446 | +4.787 | 10:37:51.826 |
| 13 | 1:42.244 | +4.585 | 10:39:34.070 |
| 14 | 1:42.274 | +4.615 | 10:41:16.344 |
| 15 | 1:43.805 | +6.146 | 10:43:00.149 |

| Vuelta | Tempo de vuelta | Dif. resp. 1° | Hora del día |
|-------------------------------------|-----------------|---------------|--------------|
| (101) HERRERO HERRANZ, DAVID | | | |
| 1 | 1:41.966 | +3.224 | 10:19:39.720 |
| 2 | 1:41.995 | +3.253 | 10:21:21.715 |
| 3 | 1:40.337 | +1.595 | 10:23:02.052 |
| 4 | 1:40.430 | +1.688 | 10:24:42.482 |
| 5 | 1:38.742 | | 10:26:21.224 |
| 6 | 1:39.180 | +0.438 | 10:28:00.404 |
| 7 | 1:38.925 | +0.183 | 10:29:39.329 |
| 8 | 1:38.922 | +0.180 | 10:31:18.251 |
| 9 | 1:39.421 | +0.679 | 10:32:57.672 |
| 10 | 1:44.742 | +6.000 | 10:34:42.414 |
| 11 | 1:41.483 | +2.741 | 10:36:23.897 |
| 12 | 1:41.720 | +2.978 | 10:38:05.617 |
| 13 | 1:42.033 | +3.291 | 10:39:47.650 |
| 14 | 1:41.673 | +2.931 | 10:41:29.323 |
| 15 | 1:45.763 | +7.021 | 10:43:15.086 |

| Vuelta | Tempo de vuelta | Dif. resp. 1° | Hora del día |
|-------------------------------------|-----------------|---------------|--------------|
| (632) PANZANO FERRER, MARCOS | | | |
| 1 | 1:50.515 | +11.499 | 10:19:48.927 |
| 2 | 1:41.976 | +2.960 | 10:21:30.903 |
| 3 | 1:41.574 | +2.558 | 10:23:12.477 |
| 4 | 1:39.016 | | 10:24:51.493 |
| 5 | 1:39.658 | +0.642 | 10:26:31.151 |
| 6 | 1:41.983 | +2.967 | 10:28:13.134 |
| 7 | 1:40.460 | +1.444 | 10:29:53.594 |
| 8 | 1:40.235 | +1.219 | 10:31:33.829 |
| 9 | 1:42.458 | +3.442 | 10:33:16.287 |
| 10 | 1:43.235 | +4.219 | 10:34:59.522 |
| 11 | 1:39.979 | +0.963 | 10:36:39.501 |
| 12 | 1:43.986 | +4.970 | 10:38:23.487 |
| 13 | 1:41.012 | +1.996 | 10:40:04.499 |
| 14 | 1:41.597 | +2.581 | 10:41:46.096 |
| 15 | 1:39.768 | +0.752 | 10:43:25.864 |

| Vuelta | Tempo de vuelta | Dif. resp. 1° | Hora del día |
|--------------------------------------|-----------------|---------------|--------------|
| (711) FERNANDEZ GARCIA, CESAR | | | |
| 1 | 2:03.543 | +24.702 | 10:20:01.255 |
| 2 | 1:40.445 | +1.604 | 10:21:41.700 |
| 3 | 1:40.833 | +1.992 | 10:23:22.533 |
| 4 | 1:39.825 | +0.984 | 10:25:02.358 |
| 5 | 1:40.058 | +1.217 | 10:26:42.416 |
| 6 | 1:41.148 | +2.307 | 10:28:23.564 |
| 7 | 1:40.948 | +2.107 | 10:30:04.512 |
| 8 | 1:40.426 | +1.585 | 10:31:44.938 |
| 9 | 1:39.792 | +0.951 | 10:33:24.730 |
| 10 | 1:39.992 | +1.151 | 10:35:04.722 |
| 11 | 1:38.841 | | 10:36:43.563 |
| 12 | 1:40.142 | +1.301 | 10:38:23.705 |
| 13 | 1:43.301 | +4.460 | 10:40:07.006 |

| Vuelta | Tempo de vuelta | Dif. resp. 1° | Hora del día |
|--------------------------------|-----------------|---------------|--------------|
| 14 | 1:49.407 | +10.566 | 10:41:56.413 |
| 15 | 1:54.200 | +15.359 | 10:43:50.613 |
| (1) SALA GARCIA, GERARD | | | |
| 1 | 1:48.317 | +5.032 | 10:19:46.323 |
| 2 | 1:44.619 | +1.334 | 10:21:30.942 |
| 3 | 1:44.388 | +1.103 | 10:23:15.330 |
| 4 | 1:43.555 | +0.270 | 10:24:58.885 |
| 5 | 1:43.285 | | 10:26:42.170 |
| 6 | 1:44.517 | +1.232 | 10:28:26.687 |
| 7 | 1:44.493 | +1.208 | 10:30:11.180 |
| 8 | 1:44.769 | +1.484 | 10:31:55.949 |
| 9 | 1:44.718 | +1.433 | 10:33:40.667 |
| 10 | 1:45.864 | +2.579 | 10:35:26.531 |
| 11 | 1:45.682 | +2.397 | 10:37:12.213 |
| 12 | 1:46.158 | +2.873 | 10:38:58.371 |
| 13 | 1:44.709 | +1.424 | 10:40:43.080 |
| 14 | 1:44.419 | +1.134 | 10:42:27.499 |
| 15 | 1:45.333 | +2.048 | 10:44:12.832 |

| Vuelta | Tempo de vuelta | Dif. resp. 1° | Hora del día |
|---------------------------------------|-----------------|---------------|--------------|
| (24) MARKIEGI GARMENDIA, URTZI | | | |
| 1 | 1:46.209 | +3.192 | 10:19:44.661 |
| 2 | 1:44.402 | +1.385 | 10:21:29.063 |
| 3 | 1:43.066 | +0.049 | 10:23:12.129 |
| 4 | 1:43.017 | | 10:24:55.146 |
| 5 | 1:43.817 | +0.800 | 10:26:38.963 |
| 6 | 1:43.638 | +0.621 | 10:28:22.601 |
| 7 | 1:44.088 | +1.071 | 10:30:06.689 |
| 8 | 1:44.935 | +1.918 | 10:31:51.624 |
| 9 | 1:43.902 | +0.885 | 10:33:35.526 |
| 10 | 1:46.022 | +3.005 | 10:35:21.548 |
| 11 | 1:45.509 | +2.492 | 10:37:07.057 |
| 12 | 1:47.245 | +4.228 | 10:38:54.302 |
| 13 | 1:46.792 | +3.775 | 10:40:41.094 |
| 14 | 1:47.629 | +4.612 | 10:42:28.723 |
| 15 | 1:46.810 | +3.793 | 10:44:15.533 |

| Vuelta | Tempo de vuelta | Dif. resp. 1° | Hora del día |
|-----------------------------------|-----------------|---------------|--------------|
| (111) MENE MANERO, NICOLAS | | | |
| 1 | 1:51.843 | +8.973 | 10:19:50.393 |
| 2 | 1:45.035 | +2.165 | 10:21:35.428 |
| 3 | 1:42.870 | | 10:23:18.298 |
| 4 | 1:44.365 | +1.495 | 10:25:02.663 |
| 5 | 1:43.234 | +0.364 | 10:26:45.897 |
| 6 | 1:43.755 | +0.885 | 10:28:29.652 |
| 7 | 1:43.883 | +1.013 | 10:30:13.535 |
| 8 | 1:44.161 | +1.291 | 10:31:57.696 |
| 9 | 1:43.855 | +0.985 | 10:33:41.551 |
| 10 | 1:45.612 | +2.742 | 10:35:27.163 |
| 11 | 1:45.790 | +2.920 | 10:37:12.953 |
| 12 | 1:50.759 | +7.889 | 10:39:03.712 |
| 13 | 1:44.511 | +1.641 | 10:40:48.223 |
| 14 | 1:45.534 | +2.664 | 10:42:33.757 |
| 15 | 1:45.819 | +2.949 | 10:44:19.576 |

| Vuelta | Tempo de vuelta | Dif. resp. 1° | Hora del día |
|--|-----------------|---------------|--------------|
| (23) MUÑOZ DE LA PEÑA VICENTE, JUAN | | | |
| 1 | 1:44.226 | +2.459 | 10:19:42.602 |
| 2 | 1:42.739 | +0.972 | 10:21:25.341 |
| 3 | 1:41.767 | | 10:23:07.108 |
| 4 | 1:42.675 | +0.908 | 10:24:49.783 |
| 5 | 1:43.454 | +1.687 | 10:26:33.237 |
| 6 | 1:43.643 | +1.876 | 10:28:16.880 |
| 7 | 1:44.587 | +2.820 | 10:30:01.467 |
| 8 | 1:46.079 | +4.312 | 10:31:47.546 |
| 9 | 1:46.208 | +4.441 | 10:33:33.754 |
| 10 | 1:48.158 | +6.391 | 10:35:21.912 |
| 11 | 1:49.207 | +7.440 | 10:37:11.119 |

| Vuelta | Tempo de vuelta | Dif. resp. 1° | Hora del día |
|--------------------------------------|-----------------|---------------|--------------|
| 12 | 1:48.382 | +6.615 | 10:38:59.501 |
| 13 | 1:47.952 | +6.185 | 10:40:47.453 |
| 14 | 1:47.541 | +5.774 | 10:42:34.994 |
| 15 | 1:49.457 | +7.690 | 10:44:24.451 |
| (19) FERRER ARANTES, JOSE FCO | | | |
| 1 | 1:47.137 | +3.874 | 10:19:45.697 |
| 2 | 1:44.917 | +1.654 | 10:21:30.614 |
| 3 | 1:43.894 | +0.631 | 10:23:14.508 |
| 4 | 1:43.263 | | 10:24:57.771 |
| 5 | 1:43.345 | +0.082 | 10:26:41.116 |
| 6 | 1:45.034 | +1.771 | 10:28:26.150 |
| 7 | 1:44.079 | +0.816 | 10:30:10.229 |
| 8 | 1:43.855 | +0.592 | 10:31:54.084 |
| 9 | 1:45.741 | +2.478 | 10:33:39.825 |
| 10 | 1:45.658 | +2.395 | 10:35:25.483 |
| 11 | 1:46.359 | +3.096 | 10:37:11.842 |
| 12 | 1:49.058 | +5.795 | 10:39:00.900 |
| 13 | 1:47.486 | +4.223 | 10:40:48.386 |
| 14 | 1:48.828 | +5.565 | 10:42:37.214 |
| 15 | 1:48.853 | +5.590 | 10:44:26.067 |

| Vuelta | Tempo de vuelta | Dif. resp. 1° | Hora del día |
|--|-----------------|---------------|--------------|
| (127) REMIRO GARRALAGA, JORGE MARIANO | | | |
| 1 | 1:49.295 | +3.988 | 10:19:48.217 |
| 2 | 1:49.195 | +3.888 | 10:21:37.412 |
| 3 | 1:46.158 | +0.851 | 10:23:23.570 |
| 4 | 1:45.307 | | 10:25:08.877 |
| 5 | 1:46.430 | +1.123 | 10:26:55.307 |
| 6 | 1:46.490 | +1.183 | 10:28:41.797 |
| 7 | 1:47.263 | +1.956 | 10:30:29.060 |
| 8 | 1:47.024 | +1.717 | 10:32:16.084 |
| 9 | 1:49.077 | +3.770 | 10:34:05.161 |
| 10 | 1:48.563 | +3.256 | 10:35:53.724 |
| 11 | 1:46.829 | +1.522 | 10:37:40.553 |
| 12 | 1:46.673 | +1.366 | 10:39:27.226 |
| 13 | 1:47.746 | +2.439 | 10:41:14.972 |
| 14 | 1:49.251 | +3.944 | 10:43:04.223 |

| Vuelta | Tempo de vuelta | Dif. resp. 1° | Hora del día |
|-----------------------------------|-----------------|---------------|--------------|
| (5) RAUFAST PARDO, RICARDO | | | |
| 1 | 1:43.968 | +2.020 | 10:19:42.135 |
| 2 | 1:42.260 | +0.312 | 10:21:24.395 |
| 3 | 1:41.948 | | 10:23:06.343 |
| 4 | 1:42.317 | +0.369 | 10:24:48.660 |
| 5 | 1:42.138 | +0.190 | 10:26:30.798 |
| 6 | 1:43.069 | +1.121 | 10:28:13.867 |
| 7 | 1:43.358 | +1.410 | 10:29:57.225 |
| 8 | 1:43.480 | +1.532 | 10:31:40.705 |
| 9 | 1:44.879 | +2.931 | 10:33:25.584 |
| 10 | 1:51.521 | +9.573 | 10:35:17.105 |
| 11 | 2:04.714 | +22.766 | 10:37:21.819 |
| 12 | 1:57.313 | +15.365 | 10:39:19.132 |
| 13 | 2:02.443 | +20.495 | 10:41:21.575 |
| 14 | 2:01.852 | +19.904 | 10:43:23.427 |

| Vuelta | Tempo de vuelta | Dif. resp. 1° | Hora del día |
|--------------------------------|-----------------|---------------|--------------|
| (30) TOLON PEREZ, MARCO | | | |
| 1 | 1:55.953 | +7.444 | 10:19:55.338 |
| 2 | 1:49.332 | +0.823 | 10:21:44.670 |
| 3 | 1:48.509 | | 10:23:33.179 |
| 4 | 1:48.733 | +0.224 | 10:25:21.912 |
| 5 | 1:48.989 | +0.480 | 10:27:10.901 |
| 6 | 1:49.040 | +0.531 | 10:28:59.941 |
| 7 | 1:50.085 | +1.576 | 10:30:50.026 |
| 8 | 1:50.505 | +1.996 | 10:32:40.531 |
| 9 | 1:53.835 | +5.326 | 10:34:34.366 |
| 10 | 1:52.402 | +3.893 | 10:36:26.768 |
| 11 | 1:50.195 | +1.686 | 10:38:16.963 |

Jefe de cronometraje

Director de Carrera



Orbits



Cto. Aragón MX, San Lorenzo

MX-1 / MX-2 / MX-125 / MX Sub18

Tierz 1,265 km

Primera Manga

05/08/2018 10:00

Carrera (20:00 y 2 Vueltas) iniciado a 10:17:53

| Vuelta | Tempo de vuelta | Dif. resp. 1° | Hora del día |
|--------|-----------------|---------------|--------------|
| 12 | 1:49.561 | +1.052 | 10:40:06.524 |
| 13 | 1:50.836 | +2.327 | 10:41:57.360 |
| 14 | 1:55.097 | +6.588 | 10:43:52.457 |

(777) HUERTA MARTINEZ, SAMUEL

| Vuelta | Tempo de vuelta | Dif. resp. 1° | Hora del día |
|--------|-----------------|---------------|--------------|
| 1 | 1:57.964 | +10.053 | 10:19:57.316 |
| 2 | 1:47.911 | | 10:21:45.227 |
| 3 | 1:49.361 | +1.450 | 10:23:34.588 |
| 4 | 1:47.980 | +0.069 | 10:25:22.568 |
| 5 | 1:49.549 | +1.638 | 10:27:12.117 |
| 6 | 1:49.756 | +1.845 | 10:29:01.873 |
| 7 | 1:49.112 | +1.201 | 10:30:50.985 |
| 8 | 1:50.393 | +2.482 | 10:32:41.378 |
| 9 | 1:51.904 | +3.993 | 10:34:33.282 |
| 10 | 1:50.313 | +2.402 | 10:36:23.595 |
| 11 | 1:52.079 | +4.168 | 10:38:15.674 |
| 12 | 1:54.533 | +6.622 | 10:40:10.207 |
| 13 | 1:53.491 | +5.580 | 10:42:03.698 |
| 14 | 1:52.256 | +4.345 | 10:43:55.954 |

(241) CUARTERO MIRAMON, RAUL

| Vuelta | Tempo de vuelta | Dif. resp. 1° | Hora del día |
|--------|-----------------|---------------|--------------|
| 1 | 1:50.370 | +0.859 | 10:19:49.190 |
| 2 | 1:49.511 | | 10:21:38.701 |
| 3 | 1:49.687 | +0.176 | 10:23:28.388 |
| 4 | 1:55.658 | +6.147 | 10:25:24.046 |
| 5 | 1:53.581 | +4.070 | 10:27:17.627 |
| 6 | 1:58.765 | +9.254 | 10:29:16.392 |
| 7 | 1:59.056 | +9.545 | 10:31:15.448 |
| 8 | 1:57.261 | +7.750 | 10:33:12.709 |
| 9 | 1:59.555 | +10.044 | 10:35:12.264 |
| 10 | 1:58.435 | +8.924 | 10:37:10.699 |
| 11 | 1:58.087 | +8.576 | 10:39:08.786 |
| 12 | 2:06.854 | +17.343 | 10:41:15.640 |
| 13 | 1:56.619 | +7.108 | 10:43:12.259 |

(103) SALVADOR BERNAD, SERGIO

| Vuelta | Tempo de vuelta | Dif. resp. 1° | Hora del día |
|--------|-----------------|---------------|--------------|
| 1 | 2:01.909 | +3.700 | 10:20:02.427 |
| 2 | 1:58.209 | | 10:22:00.636 |
| 3 | 1:58.578 | +0.369 | 10:23:59.214 |
| 4 | 1:59.393 | +1.184 | 10:25:58.607 |
| 5 | 2:01.297 | +3.088 | 10:27:59.904 |
| 6 | 2:03.991 | +5.782 | 10:30:03.895 |
| 7 | 2:03.948 | +5.739 | 10:32:07.843 |
| 8 | 2:01.741 | +3.532 | 10:34:09.584 |
| 9 | 2:02.901 | +4.692 | 10:36:12.485 |
| 10 | 2:05.765 | +7.556 | 10:38:18.250 |
| 11 | 2:04.482 | +6.273 | 10:40:22.732 |
| 12 | 2:02.608 | +4.399 | 10:42:25.340 |
| 13 | 2:06.341 | +8.132 | 10:44:31.681 |

(85) GONZALEZ BAILON, ELIAS

| Vuelta | Tempo de vuelta | Dif. resp. 1° | Hora del día |
|--------|-----------------|---------------|--------------|
| 1 | 1:41.951 | +1.175 | 10:19:39.175 |
| 2 | 1:40.852 | +0.076 | 10:21:20.027 |
| 3 | 1:41.479 | +0.703 | 10:23:01.506 |
| 4 | 1:40.948 | +0.172 | 10:24:42.454 |
| 5 | 1:43.556 | +2.780 | 10:26:26.010 |
| 6 | 1:43.896 | +3.120 | 10:28:09.906 |
| 7 | 1:42.825 | +2.049 | 10:29:52.731 |
| 8 | 1:40.776 | | 10:31:33.507 |
| 9 | 1:41.448 | +0.672 | 10:33:14.955 |
| 10 | 1:42.128 | +1.352 | 10:34:57.083 |
| 11 | 1:42.209 | +1.433 | 10:36:39.292 |
| 12 | 2:12.669 | +31.893 | 10:38:51.961 |

(500) MORILLA SANJUAN, DANIEL

| Vuelta | Tempo de vuelta | Dif. resp. 1° | Hora del día |
|--------|-----------------|---------------|--------------|
| 1 | 1:44.394 | +2.350 | 10:19:43.234 |

| Vuelta | Tempo de vuelta | Dif. resp. 1° | Hora del día |
|--------|-----------------|---------------|--------------|
| 2 | 1:42.920 | +0.876 | 10:21:26.154 |
| 3 | 1:42.044 | | 10:23:08.198 |
| 4 | 1:43.914 | +1.870 | 10:24:52.112 |
| 5 | 1:44.537 | +2.493 | 10:26:36.649 |
| 6 | 1:44.586 | +2.542 | 10:28:21.235 |
| 7 | 1:44.423 | +2.379 | 10:30:05.658 |
| 8 | 1:44.086 | +2.042 | 10:31:49.744 |
| 9 | 1:45.409 | +3.365 | 10:33:35.153 |
| 10 | 1:46.864 | +4.820 | 10:35:22.017 |
| 11 | 3:06.525 | +1:24.481 | 10:38:28.542 |

| Vuelta | Tempo de vuelta | Dif. resp. 1° | Hora del día |
|--------|-----------------|---------------|--------------|
|--------|-----------------|---------------|--------------|

Jefe de cronometraje

Director de Carrera



Orbits



Cto. Aragón MX, San Lorenzo

Clasificado por vueltas


MX-1 / MX-2 / MX-125 / MX Sub18

Tierz 1,265 km

Segunda Manga

05/08/2018 10:50

Carrera (20:00 y 2 Vueltas) iniciado a 11:50:07



| Pos. | Nº | Nombre | Vueltas | Total Tº | Dif. resp. 1º | Mejor Tm | Club | Equipo | Marca |
|------|-----|--------------------------------|---------|-----------|---------------|----------|-----------------|--------|-----------|
| 1 | 98 | VALERA RODRIGUEZ, SERGIO | 15 | 24:41.499 | | 1:43.762 | Mc. Zuera | | KTM |
| 2 | 632 | PANZANO FERRER, MARCOS | 15 | 24:49.743 | 8.244 | 1:41.472 | Pm. Oscense | | KTM |
| 3 | 85 | GONZALEZ BAILON, ELIAS | 15 | 25:02.671 | 21.172 | 1:43.053 | Mc. Calatayud | | KAWASAKI |
| 4 | 711 | FERNANDEZ GARCIA, CESAR | 15 | 25:03.357 | 21.858 | 1:42.501 | Mc MXPro | | |
| 5 | 1 | SALA GARCIA, GERARD | 15 | 25:32.288 | 50.789 | 1:47.294 | MC Monzon | | |
| 6 | 101 | HERRERO HERRANZ, DAVID | 15 | 25:42.740 | 1:01.241 | 1:45.871 | MX Villarquemad | | YAMAHA |
| 7 | 23 | MUÑOZ DE LA PEÑA VICENTE, JUAN | 15 | 26:08.332 | 1:26.833 | 1:49.610 | Pm. Oscense | | KAWASAKI |
| 8 | 127 | REMIRO GARRALAGA, JORGE MARIA | 15 | 26:08.432 | 1:26.933 | 1:46.002 | Mc. Trial Muel | | BETA |
| 9 | 111 | MENE MANERO, NICOLAS | 15 | 26:18.521 | 1:37.022 | 1:50.097 | CM TAUSTE | | KTM |
| 10 | 24 | MARKIEGI GARMENDIA, URTZI | 15 | 26:19.747 | 1:38.248 | 1:47.593 | Fly Group Mc. | | KAWASAKI |
| 11 | 5 | RAUFAST PARDO, RICARDO | 15 | 26:23.192 | 1:41.693 | 1:47.590 | Esc. A Full | | YAMAHA |
| 12 | 19 | FERRER ARANTES, JOSE FCO | 15 | 26:25.423 | 1:43.924 | 1:47.599 | Correcaminos Mc | | KTM |
| 13 | 777 | HUERTA MARTINEZ, SAMUEL | 14 | 25:36.179 | 1 Vuelta | 1:52.281 | Mc. Vallemesa | | HUSQVARNA |
| 14 | 30 | TOLON PEREZ, MARCO | 14 | 25:46.535 | 1 Vuelta | 1:53.868 | Correcaminos Mc | | |
| 15 | 241 | CUARTERO MIRAMON, RAUL | 14 | 26:18.339 | 1 Vuelta | 1:56.713 | Esc. A Full | | |
| 16 | 103 | SALVADOR BERNAD, SERGIO | 12 | 24:49.280 | 3 Vueltas | 2:05.952 | Independiente | | KAWASAKI |

No clasificado

| | | | | | | | | | |
|----|-----|---------------------------|--|--|----|--|-----------------|--|-----------|
| NE | 500 | MORILLA SANJUAN, DANIEL | | | NE | | Correcaminos Mc | | |
| NE | 3 | ARGUILE MARTINEZ, AUGUSTO | | | NE | | Esc. A Full | | HONDA |
| NE | 21 | GALI HERNANDEZ, JORGE | | | NE | | MX Villarquemad | | SIN MARCA |
| NE | 84 | LANZAN CHUECA, ADOLFO | | | NE | | Mc. Salvador | | |

| Márgen de victoria | Velocidad media | Mejor tº de vuelta | Mejor Vel. | Mejor vuelta para |
|--------------------|-----------------|--------------------|------------|-----------------------------|
| 8.244 | 46,109 | 1:41.472 | 44,879 | 632 - PANZANO FERRER, MARCC |

Jefe de cronometraje

Orbits

Director de Carrera



Cto. Aragón MX, San Lorenzo

Clasificado por vueltas

MX-1 / MX-2 / MX-125 / MX Sub18

Tierz 1,265 km

Segunda Manga

05/08/2018 10:50

Carrera (20:00 y 2 Vueltas) iniciado a 11:50:07

| Pos. | Nº | Nombre | Vueltas | Total Tº | Dif. resp. 1º | Mejor Tm | Club | Equipo | Marca |
|------|----|--------|---------|----------|---------------|----------|------|--------|-------|
|------|----|--------|---------|----------|---------------|----------|------|--------|-------|

MX Sub-18

| | | | | | | | | | |
|---|-----|--------------------------|----|-----------|-----------|----------|-----------------|--|----------|
| 1 | 111 | MENE MANERO, NICOLAS | 15 | 26:18.521 | | 1:50.097 | CM TAUSTE | | KTM |
| 2 | 19 | FERRER ARANTES, JOSE FCO | 15 | 26:25.423 | 6.902 | 1:47.599 | Correcaminos Mc | | KTM |
| 3 | 103 | SALVADOR BERNAD, SERGIO | 12 | 24:49.280 | 3 Vueltas | 2:05.952 | Independiente | | KAWASAKI |

No clasificado

| | | | | | | | | | |
|----|-----|-------------------------|--|--|----|--|-----------------|--|--|
| NE | 500 | MORILLA SANJUAN, DANIEL | | | NE | | Correcaminos Mc | | |
|----|-----|-------------------------|--|--|----|--|-----------------|--|--|

MX-1

| | | | | | | | | | |
|---|-----|-------------------------------|----|-----------|----------|----------|-----------------|--|----------|
| 1 | 98 | VALERA RODRIGUEZ, SERGIO | 15 | 24:41.499 | | 1:43.762 | Mc. Zuera | | KTM |
| 2 | 85 | GONZALEZ BAILON, ELIAS | 15 | 25:02.671 | 21.172 | 1:43.053 | Mc. Calatayud | | KAWASAKI |
| 3 | 711 | FERNANDEZ GARCIA, CESAR | 15 | 25:03.357 | 21.858 | 1:42.501 | Mc MXPro | | |
| 4 | 1 | SALA GARCIA, GERARD | 15 | 25:32.288 | 50.789 | 1:47.294 | MC Monzon | | |
| 5 | 101 | HERRERO HERRANZ, DAVID | 15 | 25:42.740 | 1:01.241 | 1:45.871 | MX Villarquemad | | YAMAHA |
| 6 | 127 | REMIRO GARRALAGA, JORGE MARIA | 15 | 26:08.432 | 1:26.933 | 1:46.002 | Mc. Trial Muel | | BETA |

No clasificado

| | | | | | | | | | |
|----|----|---------------------------|--|--|----|--|-----------------|--|-----------|
| NE | 3 | ARGUILE MARTINEZ, AUGUSTO | | | NE | | Esc. A Full | | HONDA |
| NE | 21 | GALI HERNANDEZ, JORGE | | | NE | | MX Villarquemad | | SIN MARCA |
| NE | 84 | LANZAN CHUECA, ADOLFO | | | NE | | Mc. Salvador | | |

MX-125

| | | | | | | | | | |
|---|-----|-------------------------|----|-----------|--|----------|---------------|--|-----------|
| 1 | 777 | HUERTA MARTINEZ, SAMUEL | 14 | 25:36.179 | | 1:52.281 | Mc. Vallemesa | | HUSQVARNA |
|---|-----|-------------------------|----|-----------|--|----------|---------------|--|-----------|

MX-2

| | | | | | | | | | |
|---|-----|--------------------------------|----|-----------|----------|----------|-----------------|--|----------|
| 1 | 632 | PANZANO FERRER, MARCOS | 15 | 24:49.743 | | 1:41.472 | Pm. Oscense | | KTM |
| 2 | 23 | MUÑOZ DE LA PEÑA VICENTE, JUAN | 15 | 26:08.332 | 1:18.589 | 1:49.610 | Pm. Oscense | | KAWASAKI |
| 3 | 24 | MARKIEGI GARMENDIA, URTZI | 15 | 26:19.747 | 1:30.004 | 1:47.593 | Fly Group Mc. | | KAWASAKI |
| 4 | 5 | RAUFAST PARDO, RICARDO | 15 | 26:23.192 | 1:33.449 | 1:47.590 | Esc. A Full | | YAMAHA |
| 5 | 30 | TOLON PEREZ, MARCO | 14 | 25:46.535 | 1 Vuelta | 1:53.868 | Correcaminos Mc | | |
| 6 | 241 | CUARTERO MIRAMON, RAUL | 14 | 26:18.339 | 1 Vuelta | 1:56.713 | Esc. A Full | | |

| Márgen de victoria | Velocidad media | Mejor tº de vuelta | Mejor Vel. | Mejor vuelta para |
|--------------------|-----------------|--------------------|------------|-----------------------------|
| 8.244 | 46,109 | 1:41.472 | 44,879 | 632 - PANZANO FERRER, MARCC |

Jefe de cronometraje

Orbits

Director de Carrera



Cto. Aragón MX, San Lorenzo

MX-1 / MX-2 / MX-125 / MX Sub18

Tierz 1,265 km

Segunda Manga

05/08/2018 10:50

Carrera (20:00 y 2 Vueltas) iniciado a 11:50:07

| Vuelta | Tempo de vuelta | Dif. resp. 1° | Hora del día |
|--------------------------------------|-----------------|---------------|--------------|
| (98) VALERA RODRIGUEZ, SERGIO | | | |
| 1 | | | 11:50:11.411 |
| 2 | 1:46.638 | +2.876 | 11:51:58.049 |
| 3 | 1:45.673 | +1.911 | 11:53:43.722 |
| 4 | 1:45.331 | +1.569 | 11:55:29.053 |
| 5 | 1:46.628 | +2.866 | 11:57:15.681 |
| 6 | 1:45.070 | +1.308 | 11:59:00.751 |
| 7 | 1:45.729 | +1.967 | 12:00:46.480 |
| 8 | 1:45.610 | +1.848 | 12:02:32.090 |
| 9 | 1:45.885 | +2.123 | 12:04:17.975 |
| 10 | 1:46.640 | +2.878 | 12:06:04.615 |
| 11 | 1:45.717 | +1.955 | 12:07:50.332 |
| 12 | 1:45.197 | +1.435 | 12:09:35.529 |
| 13 | 1:43.970 | +0.208 | 12:11:19.499 |
| 14 | 1:43.762 | | 12:13:03.261 |
| 15 | 1:45.244 | +1.482 | 12:14:48.505 |

| Vuelta | Tempo de vuelta | Dif. resp. 1° | Hora del día |
|-------------------------------------|-----------------|---------------|--------------|
| (632) PANZANO FERRER, MARCOS | | | |
| 1 | | | 11:50:12.202 |
| 2 | 1:56.378 | +14.906 | 11:52:08.580 |
| 3 | 1:50.183 | +8.711 | 11:53:58.763 |
| 4 | 1:47.271 | +5.799 | 11:55:46.034 |
| 5 | 1:47.248 | +5.776 | 11:57:33.282 |
| 6 | 1:47.410 | +5.938 | 11:59:20.692 |
| 7 | 1:45.021 | +3.549 | 12:01:05.713 |
| 8 | 1:45.423 | +3.951 | 12:02:51.136 |
| 9 | 1:46.368 | +4.896 | 12:04:37.504 |
| 10 | 1:46.675 | +5.203 | 12:06:24.179 |
| 11 | 1:44.840 | +3.368 | 12:08:09.019 |
| 12 | 1:42.726 | +1.254 | 12:09:51.745 |
| 13 | 1:41.860 | +0.388 | 12:11:33.605 |
| 14 | 1:41.472 | | 12:13:15.077 |
| 15 | 1:41.672 | +0.200 | 12:14:56.749 |

| Vuelta | Tempo de vuelta | Dif. resp. 1° | Hora del día |
|------------------------------------|-----------------|---------------|--------------|
| (85) GONZALEZ BAILON, ELIAS | | | |
| 1 | | | 11:50:11.568 |
| 2 | 1:51.655 | +8.602 | 11:52:03.223 |
| 3 | 1:49.641 | +6.588 | 11:53:52.864 |
| 4 | 1:48.432 | +5.379 | 11:55:41.296 |
| 5 | 1:47.267 | +4.214 | 11:57:28.563 |
| 6 | 1:48.565 | +5.512 | 11:59:17.128 |
| 7 | 1:46.016 | +2.963 | 12:01:03.144 |
| 8 | 1:46.286 | +3.233 | 12:02:49.430 |
| 9 | 1:46.975 | +3.922 | 12:04:36.405 |
| 10 | 1:45.923 | +2.870 | 12:06:22.328 |
| 11 | 1:46.830 | +3.777 | 12:08:09.158 |
| 12 | 1:47.854 | +4.801 | 12:09:57.012 |
| 13 | 1:45.784 | +2.731 | 12:11:42.796 |
| 14 | 1:43.828 | +0.775 | 12:13:26.624 |
| 15 | 1:43.053 | | 12:15:09.677 |

| Vuelta | Tempo de vuelta | Dif. resp. 1° | Hora del día |
|--------------------------------------|-----------------|---------------|--------------|
| (711) FERNANDEZ GARCIA, CESAR | | | |
| 1 | | | 11:50:11.949 |
| 2 | 1:55.639 | +13.138 | 11:52:07.588 |
| 3 | 1:50.287 | +7.786 | 11:53:57.875 |
| 4 | 1:47.179 | +4.678 | 11:55:45.054 |
| 5 | 1:47.405 | +4.904 | 11:57:32.459 |
| 6 | 1:46.034 | +3.533 | 11:59:18.493 |
| 7 | 1:44.984 | +2.483 | 12:01:03.477 |
| 8 | 1:46.165 | +3.664 | 12:02:49.642 |
| 9 | 1:47.342 | +4.841 | 12:04:36.984 |
| 10 | 1:47.222 | +4.721 | 12:06:24.206 |
| 11 | 1:48.424 | +5.923 | 12:08:12.630 |
| 12 | 1:47.930 | +5.429 | 12:10:00.560 |
| 13 | 1:42.501 | | 12:11:43.061 |

| Vuelta | Tempo de vuelta | Dif. resp. 1° | Hora del día |
|--------------------------------|-----------------|---------------|--------------|
| 14 | 1:43.616 | +1.115 | 12:13:26.677 |
| 15 | 1:43.686 | +1.185 | 12:15:10.363 |
| (1) SALA GARCIA, GERARD | | | |
| 1 | | | 11:50:12.230 |
| 2 | 1:49.608 | +2.314 | 11:52:01.838 |
| 3 | 1:52.598 | +5.304 | 11:53:54.436 |
| 4 | 1:49.057 | +1.763 | 11:55:43.493 |
| 5 | 1:48.471 | +1.177 | 11:57:31.964 |
| 6 | 1:48.721 | +1.427 | 11:59:20.685 |
| 7 | 1:49.966 | +2.672 | 12:01:10.651 |
| 8 | 1:48.179 | +0.885 | 12:02:58.830 |
| 9 | 1:48.377 | +1.083 | 12:04:47.207 |
| 10 | 1:47.294 | | 12:06:34.501 |
| 11 | 1:48.180 | +0.886 | 12:08:22.681 |
| 12 | 1:48.913 | +1.619 | 12:10:11.594 |
| 13 | 1:48.362 | +1.068 | 12:11:59.956 |
| 14 | 1:48.353 | +1.059 | 12:13:48.309 |
| 15 | 1:50.985 | +3.691 | 12:15:39.294 |

| Vuelta | Tempo de vuelta | Dif. resp. 1° | Hora del día |
|-------------------------------------|-----------------|---------------|--------------|
| (101) HERRERO HERRANZ, DAVID | | | |
| 1 | | | 11:50:11.976 |
| 2 | 2:04.325 | +18.454 | 11:52:16.301 |
| 3 | 1:54.326 | +8.455 | 11:54:10.627 |
| 4 | 1:50.951 | +5.080 | 11:56:01.578 |
| 5 | 1:48.582 | +2.711 | 11:57:50.160 |
| 6 | 1:50.207 | +4.336 | 11:59:40.367 |
| 7 | 1:48.821 | +2.950 | 12:01:29.188 |
| 8 | 1:47.131 | +1.260 | 12:03:16.319 |
| 9 | 1:47.023 | +1.152 | 12:05:03.342 |
| 10 | 1:47.233 | +1.362 | 12:06:50.575 |
| 11 | 1:46.187 | +0.316 | 12:08:36.762 |
| 12 | 1:45.371 | | 12:10:22.633 |
| 13 | 1:47.743 | +1.872 | 12:12:10.376 |
| 14 | 1:48.937 | +3.066 | 12:13:59.313 |
| 15 | 1:50.433 | +4.562 | 12:15:49.746 |

| Vuelta | Tempo de vuelta | Dif. resp. 1° | Hora del día |
|--|-----------------|---------------|--------------|
| (23) MUÑOZ DE LA PEÑA VICENTE, JUAN | | | |
| 1 | | | 11:50:12.226 |
| 2 | 1:58.705 | +9.095 | 11:52:10.931 |
| 3 | 1:52.679 | +3.069 | 11:54:03.610 |
| 4 | 1:52.266 | +2.656 | 11:55:55.876 |
| 5 | 1:52.201 | +2.591 | 11:57:48.077 |
| 6 | 1:51.504 | +1.894 | 11:59:39.581 |
| 7 | 1:51.906 | +2.296 | 12:01:31.487 |
| 8 | 1:49.925 | +0.315 | 12:03:21.412 |
| 9 | 1:50.116 | +0.506 | 12:05:11.528 |
| 10 | 1:50.238 | +0.628 | 12:07:01.766 |
| 11 | 1:49.610 | | 12:08:51.376 |
| 12 | 1:50.624 | +1.014 | 12:10:42.000 |
| 13 | 1:51.105 | +1.495 | 12:12:33.105 |
| 14 | 1:50.475 | +0.865 | 12:14:23.580 |
| 15 | 1:51.758 | +2.148 | 12:16:15.338 |

| Vuelta | Tempo de vuelta | Dif. resp. 1° | Hora del día |
|--|-----------------|---------------|--------------|
| (127) REMIRO GARRALAGA, JORGE MARIANO | | | |
| 1 | | | 11:50:12.635 |
| 2 | 2:01.105 | +15.103 | 11:52:13.740 |
| 3 | 1:58.859 | +12.857 | 11:54:12.599 |
| 4 | 1:54.312 | +8.310 | 11:56:06.911 |
| 5 | 1:53.590 | +7.588 | 11:58:00.501 |
| 6 | 1:53.565 | +7.563 | 11:59:54.066 |
| 7 | 1:53.513 | +7.511 | 12:01:47.579 |
| 8 | 1:51.124 | +5.122 | 12:03:38.703 |
| 9 | 1:50.140 | +4.138 | 12:05:28.843 |
| 10 | 1:49.953 | +3.951 | 12:07:18.796 |
| 11 | 1:47.995 | +1.993 | 12:09:06.791 |

| Vuelta | Tempo de vuelta | Dif. resp. 1° | Hora del día |
|-----------------------------------|-----------------|---------------|--------------|
| 12 | 1:47.179 | +1.177 | 12:10:53.970 |
| 13 | 1:48.000 | +1.998 | 12:12:41.970 |
| 14 | 1:47.466 | +1.464 | 12:14:29.436 |
| 15 | 1:46.002 | | 12:16:15.438 |
| (111) MENE MANERO, NICOLAS | | | |
| 1 | | | 11:50:12.127 |
| 2 | 1:54.869 | +4.772 | 11:52:06.996 |
| 3 | 1:54.915 | +4.818 | 11:54:01.911 |
| 4 | 1:51.738 | +1.641 | 11:55:53.649 |
| 5 | 1:53.096 | +2.999 | 11:57:46.745 |
| 6 | 1:52.417 | +2.320 | 11:59:39.162 |
| 7 | 1:54.525 | +4.428 | 12:01:33.687 |
| 8 | 1:52.214 | +2.117 | 12:03:25.901 |
| 9 | 1:51.316 | +1.219 | 12:05:17.217 |
| 10 | 1:52.168 | +2.071 | 12:07:09.385 |
| 11 | 1:51.287 | +1.190 | 12:09:00.672 |
| 12 | 1:50.097 | | 12:10:50.769 |
| 13 | 1:52.215 | +2.118 | 12:12:42.984 |
| 14 | 1:51.027 | +0.930 | 12:14:34.011 |
| 15 | 1:51.516 | +1.419 | 12:16:25.527 |

| Vuelta | Tempo de vuelta | Dif. resp. 1° | Hora del día |
|---------------------------------------|-----------------|---------------|--------------|
| (24) MARKIEGI GARMENDIA, URTZI | | | |
| 1 | | | 11:50:12.962 |
| 2 | 2:02.075 | +14.482 | 11:52:15.037 |
| 3 | 1:58.826 | +11.233 | 11:54:13.863 |
| 4 | 1:57.340 | +9.747 | 11:56:11.203 |
| 5 | 1:55.687 | +8.094 | 11:58:06.890 |
| 6 | 1:53.105 | +5.512 | 11:59:59.995 |
| 7 | 1:53.523 | +5.930 | 12:01:53.518 |
| 8 | 1:52.445 | +4.852 | 12:03:45.963 |
| 9 | 1:50.463 | +2.870 | 12:05:36.426 |
| 10 | 1:47.895 | +0.302 | 12:07:24.321 |
| 11 | 1:48.747 | +1.154 | 12:09:13.068 |
| 12 | 1:48.389 | +0.796 | 12:11:01.457 |
| 13 | 1:50.072 | +2.479 | 12:12:51.529 |
| 14 | 1:47.631 | +0.038 | 12:14:39.160 |
| 15 | 1:47.593 | | 12:16:26.753 |

| Vuelta | Tempo de vuelta | Dif. resp. 1° | Hora del día |
|-----------------------------------|-----------------|---------------|--------------|
| (5) RAUFAST PARDO, RICARDO | | | |
| 1 | | | 11:50:12.519 |
| 2 | 2:05.719 | +18.129 | 11:52:18.238 |
| 3 | 1:56.638 | +9.048 | 11:54:14.876 |
| 4 | 1:56.352 | +8.762 | 11:56:11.228 |
| 5 | 1:56.012 | +8.422 | 11:58:07.240 |
| 6 | 1:53.782 | +6.192 | 12:00:01.022 |
| 7 | 1:53.228 | +5.638 | 12:01:54.250 |
| 8 | 1:52.195 | +4.605 | 12:03:46.445 |
| 9 | 1:51.238 | +3.648 | 12:05:37.683 |
| 10 | 1:47.590 | | 12:07:25.273 |
| 11 | 1:49.047 | +1.457 | 12:09:14.320 |
| 12 | 1:49.020 | +1.430 | 12:11:03.340 |
| 13 | 1:49.096 | +1.506 | 12:12:52.436 |
| 14 | 1:47.828 | +0.238 | 12:14:40.264 |
| 15 | 1:49.934 | +2.344 | 12:16:30.198 |

| Vuelta | Tempo de vuelta | Dif. resp. 1° | Hora del día |
|--------------------------------------|-----------------|---------------|--------------|
| (19) FERRER ARANTES, JOSE FCO | | | |
| 1 | | | 11:50:12.725 |
| 2 | 2:03.098 | +15.499 | 11:52:15.823 |
| 3 | 1:52.192 | +4.593 | 11:54:08.015 |
| 4 | 1:51.872 | +4.273 | 11:55:59.887 |
| 5 | 1:49.393 | +1.794 | 11:57:49.280 |
| 6 | 1:51.151 | +3.554 | 11:59:40.433 |
| 7 | 2:18.011 | +30.412 | 12:01:58.444 |
| 8 | 1:49.976 | | |

Cto. Aragón MX, San Lorenzo

MX-1 / MX-2 / MX-125 / MX Sub18

Tierz 1,265 km

Segunda Manga

05/08/2018 10:50

Carrera (20:00 y 2 Vueltas) iniciado a 11:50:07

| Vuelta | Tempo de vuelta | Dif. resp. 1° | Hora del día |
|--------|-----------------|---------------|--------------|
| 10 | 1:48.741 | +1.142 | 12:07:28.123 |
| 11 | 1:48.721 | +1.122 | 12:09:16.844 |
| 12 | 1:49.795 | +2.196 | 12:11:06.639 |
| 13 | 1:47.599 | | 12:12:54.238 |
| 14 | 1:47.910 | +0.311 | 12:14:42.148 |
| 15 | 1:50.281 | +2.682 | 12:16:32.429 |

| Vuelta | Tempo de vuelta | Dif. resp. 1° | Hora del día |
|--------|-----------------|---------------|--------------|
| 11 | 2:05.952 | | 12:12:40.562 |
| 12 | 2:15.724 | +9.772 | 12:14:56.286 |

| Vuelta | Tempo de vuelta | Dif. resp. 1° | Hora del día |
|--------|-----------------|---------------|--------------|
|--------|-----------------|---------------|--------------|

(777) HUERTA MARTINEZ, SAMUEL

| | | | |
|----|-----------------|---------|--------------|
| 1 | | | 11:50:13.509 |
| 2 | 2:05.115 | +12.834 | 11:52:18.624 |
| 3 | 1:57.740 | +5.459 | 11:54:16.364 |
| 4 | 1:58.879 | +6.598 | 11:56:15.243 |
| 5 | 1:58.088 | +5.807 | 11:58:13.331 |
| 6 | 1:58.504 | +6.223 | 12:00:11.835 |
| 7 | 1:58.627 | +6.346 | 12:02:10.462 |
| 8 | 1:58.094 | +5.813 | 12:04:08.556 |
| 9 | 1:55.910 | +3.629 | 12:06:04.466 |
| 10 | 1:55.487 | +3.206 | 12:07:59.953 |
| 11 | 2:02.096 | +9.815 | 12:10:02.049 |
| 12 | 1:53.235 | +0.954 | 12:11:55.284 |
| 13 | 1:52.281 | | 12:13:47.565 |
| 14 | 1:55.620 | +3.339 | 12:15:43.185 |

(30) TOLON PEREZ, MARCO

| | | | |
|----|-----------------|---------|--------------|
| 1 | | | 11:50:13.509 |
| 2 | 2:08.674 | +14.806 | 11:52:22.183 |
| 3 | 2:00.737 | +6.869 | 11:54:22.920 |
| 4 | 2:00.691 | +6.823 | 11:56:23.611 |
| 5 | 1:59.281 | +5.413 | 11:58:22.892 |
| 6 | 1:57.569 | +3.701 | 12:00:20.461 |
| 7 | 1:57.842 | +3.974 | 12:02:18.303 |
| 8 | 1:56.456 | +2.588 | 12:04:14.759 |
| 9 | 1:59.653 | +5.785 | 12:06:14.412 |
| 10 | 1:54.319 | +0.451 | 12:08:08.731 |
| 11 | 1:56.675 | +2.807 | 12:10:05.406 |
| 12 | 1:53.868 | | 12:11:59.274 |
| 13 | 1:54.621 | +0.753 | 12:13:53.895 |
| 14 | 1:59.646 | +5.778 | 12:15:53.541 |

(241) CUARTERO MIRAMON, RAUL

| | | | |
|----|-----------------|---------|--------------|
| 1 | | | 11:50:12.732 |
| 2 | 2:00.583 | +3.870 | 11:52:13.315 |
| 3 | 1:56.713 | | 11:54:10.028 |
| 4 | 2:04.362 | +7.649 | 11:56:14.390 |
| 5 | 1:58.147 | +1.434 | 11:58:12.537 |
| 6 | 1:59.089 | +2.376 | 12:00:11.626 |
| 7 | 1:57.895 | +1.182 | 12:02:09.521 |
| 8 | 1:58.391 | +1.678 | 12:04:07.912 |
| 9 | 2:01.029 | +4.316 | 12:06:08.941 |
| 10 | 1:58.754 | +2.041 | 12:08:07.695 |
| 11 | 1:57.220 | +0.507 | 12:10:04.915 |
| 12 | 2:02.909 | +6.196 | 12:12:07.824 |
| 13 | 2:10.395 | +13.682 | 12:14:18.219 |
| 14 | 2:07.126 | +10.413 | 12:16:25.345 |

(103) SALVADOR BERNAD, SERGIO

| | | | |
|----|----------|---------|--------------|
| 1 | | | 11:50:14.937 |
| 2 | 2:09.553 | +3.601 | 11:52:24.490 |
| 3 | 3:00.729 | +54.777 | 11:55:25.219 |
| 4 | 2:09.985 | +4.033 | 11:57:35.204 |
| 5 | 2:11.922 | +5.970 | 11:59:47.126 |
| 6 | 2:10.250 | +4.298 | 12:01:57.376 |
| 7 | 2:07.676 | +1.724 | 12:04:05.052 |
| 8 | 2:11.835 | +5.883 | 12:06:16.887 |
| 9 | 2:10.463 | +4.511 | 12:08:27.350 |
| 10 | 2:07.260 | +1.308 | 12:10:34.610 |

Jefe de cronometraje

Director de Carrera



Orbits



Cto. Aragón MX, San Lorenzo

MX-1 / MX-2 / MX-125 / MX Sub18

Tierz 1,265 km

Final MX-1/ MX-2/ MX-125/MX Sub18

| Pos. | Nº | Nombre | Total puntos | 1ªM | 2ªM | Nº Lic. | Mejor Tº total Club | Equipo | Marca |
|------------------|-----|--------------------------------|--------------|-----|-----|-----------|---------------------|-----------------|-----------|
| MX Sub-18 | | | | | | | | | |
| 1 | 111 | MENE MANERO, NICOLAS | 50 | 25 | 25 | 53548-Z | 1:42.870 | CM TAUSTE | KTM |
| 2 | 19 | FERRER ARANTES, JOSE FCO | 44 | 22 | 22 | 53571-Z | 1:43.263 | Correcaminos Mc | KTM |
| 3 | 103 | SALVADOR BERNAD, SERGIO | 40 | 20 | 20 | 54090-Z | 1:58.209 | Independiente | KAWASAKI |
| NT | 500 | MORILLA SANJUAN, DANIEL | 0 | 0 | 0 | 53544-Z | | Correcaminos Mc | |
| MX-1 | | | | | | | | | |
| 1 | 98 | VALERA RODRIGUEZ, SERGIO | 50 | 25 | 25 | 53568-TE | 1:37.659 | Mc. Zuera | KTM |
| 2 | 711 | FERNANDEZ GARCIA, CESAR | 40 | 20 | 20 | 138250-B | 1:38.841 | Mc MXPro | |
| 3 | 101 | HERRERO HERRANZ, DAVID | 38 | 22 | 16 | 53596-TE | 1:38.742 | MX Villarquemad | YAMAHA |
| 4 | 1 | SALA GARCIA, GERARD | 36 | 18 | 18 | 53543-HU | 1:43.285 | MC Monzon | |
| 5 | 127 | REMIRO GARRALAGA, JORGE MARIAI | 31 | 16 | 15 | 53636-Z | 1:45.307 | Mc. Trial Muel | BETA |
| 6 | 85 | GONZALEZ BAILON, ELIAS | 22 | 0 | 22 | 53582-Z | 1:43.053 | Mc. Calatayud | KAWASAKI |
| NE | 3 | ARGUILE MARTINEZ, AUGUSTO | 0 | 0 | 0 | 53705-Z | | Esc. A Full | HONDA |
| NE | 21 | GALI HERNANDEZ, JORGE | 0 | 0 | 0 | 53581-TE | | MX Villarquemad | SIN MARCA |
| NE | 84 | LANZAN CHUECA, ADOLFO | 0 | 0 | 0 | 53758-Z | | Mc. Salvador | |
| MX-125 | | | | | | | | | |
| 1 | 777 | HUERTA MARTINEZ, SAMUEL | 50 | 25 | 25 | 53697-Z | 1:47.911 | Mc. Vallemesa | HUSQVARNA |
| MX-2 | | | | | | | | | |
| 1 | 632 | PANZANO FERRER, MARCOS | 50 | 25 | 25 | 53565-HU | 1:39.016 | Pm. Oscense | KTM |
| 2 | 23 | MUÑOZ DE LA PEÑA VICENTE, JUAN | 42 | 20 | 22 | 53550-HU | 1:41.767 | Pm. Oscense | KAWASAKI |
| 3 | 24 | MARKIEGI GARMENDIA, URTZI | 42 | 22 | 20 | 279117-SS | 1:43.017 | Fly Group Mc. | KAWASAKI |
| 4 | 5 | RAUFAST PARDO, RICARDO | 36 | 18 | 18 | 53621-Z | 1:41.948 | Esc. A Full | YAMAHA |
| 5 | 30 | TOLON PEREZ, MARCO | 32 | 16 | 16 | 53646-Z | 1:48.509 | Correcaminos Mc | |
| 6 | 241 | CUARTERO MIRAMON, RAUL | 30 | 15 | 15 | 53692-Z | 1:49.511 | Esc. A Full | |

Jefe de cronometraje

Orbits

Director de Carrera



Cto. Aragón MX, San Lorenzo
Clasificado por mejor tiempo de vuelta
MX-Master 30/45
Tierz 1,265 km
Entrenos Oficiales
05/08/2018 09:35
Clasificación (15:00 Tiempo) iniciado a 9:42:15

| Pos. | Nº | Nombre | Mejor Tm | Dif. resp. 1º | esp. anterior | in Vuelta | ueltas | Marca | Club | Equipo | Mejor Vel. |
|------|-----|-----------------------------|----------|---------------|---------------|-----------|--------|--------------|----------------|--------|------------|
| 1 | 89 | MORO SALES, CARLOS | 1:42.432 | | | 8 | 9 | | Esc. A Full | | 44,459 |
| 2 | 914 | BAZAN GODOY, HECTOR GABRIEL | 1:42.717 | 0.285 | 0.285 | 6 | 8 | HONDA | Mc. Zuera | | 44,335 |
| 3 | 74 | REY ALLUE, JUAN CARLOS | 1:43.279 | 0.847 | 0.562 | 3 | 9 | KAWASAKI | Sinesponsor R. | | 44,094 |
| 4 | 21 | GALI HERNANDEZ, JORGE | 1:43.475 | 1.043 | 0.196 | 4 | 7 | SUZUKI | MX Villarquem. | | 44,011 |
| 5 | 49 | SUBIAS SORIA, JORGE | 1:45.549 | 3.117 | 2.074 | 3 | 9 | | A. D. Aragon S | | 43,146 |
| 6 | 18 | PERALES SALVADOR, RAUL | 1:46.575 | 4.143 | 1.026 | 8 | 8 | HUSQVARNA | Los Mañicos | | 42,730 |
| 7 | 55 | CHUECA GOMEZ, VICTOR | 1:47.306 | 4.874 | 0.731 | 2 | 9 | HONDA | Esc. A Full | | 42,439 |
| 8 | 191 | SANCHEZ MARTIN, RUBEN | 1:47.923 | 5.491 | 0.617 | 5 | 8 | | MX Villarquem. | | 42,197 |
| 9 | 51 | FERNANDEZ GARCIA, CESAR | 1:50.718 | 8.286 | 2.795 | 5 | 5 | | Mc MXPro | | 41,132 |
| 10 | 70 | SANCHEZ MARTIN, HECTOR | 1:51.575 | 9.143 | 0.857 | 6 | 8 | | MX Villarquem. | | 40,816 |
| 11 | 25 | LLUCH LIARTE, JUAN CARLOS | 1:51.609 | 9.177 | 0.034 | 8 | 8 | KTM | Mc. Zuera | | 40,803 |
| 12 | 50 | GRACIA GIMENO, EMILIO JESUS | 1:52.043 | 9.611 | 0.434 | 7 | 7 | KAWASAKI-NAV | Mc. Zuera | | 40,645 |
| 13 | 994 | SIERRA SANCHEZ, ALBERTO | 1:52.684 | 10.252 | 0.641 | 5 | 8 | | MX Villarquem. | | 40,414 |
| 14 | 78 | MATEO LOPEZ, ANTONIO | 1:56.094 | 13.662 | 3.410 | 5 | 7 | YAMAHA | Mc. Salvador | | 39,227 |
| 15 | 72 | TORRES ROMERO, PABLO | 1:56.990 | 14.558 | 0.896 | 5 | 8 | | Mc. Zuera | | 38,926 |
| 16 | 5 | CASTELLAR ABAD, ROBERTO | 1:58.761 | 16.329 | 1.771 | 5 | 7 | HONDA | Pm. Oscense | | 38,346 |
| 17 | 84 | LANZAN CHUECA, ADOLFO | 2:00.602 | 18.170 | 1.841 | 4 | 7 | SUZUKI | Mc. Salvador | | 37,761 |
| 18 | 22 | MORENO SOLER, JOSE VICENTE | 2:04.013 | 21.581 | 3.411 | 3 | 7 | KAWASAKI | Mc. Zuera | | 36,722 |
| 19 | 228 | MARI RAMON, SUSANA | 2:07.596 | 25.164 | 3.583 | 5 | 7 | SUZUKI | Mc. Formenter | | 35,691 |
| 20 | 960 | KOTELNYKOV , VOLODYMIR | 2:20.396 | 37.964 | 12.800 | 4 | 5 | HONDA | MC Traiguera | | 32,437 |

| | | | | |
|---------------------------|------------------------|---------------------------|-------------------|--------------------------|
| Márgen de victoria | Velocidad media | Mejor tº de vuelta | Mejor Vel. | Mejor vuelta para |
| 18.492 | 42,597 | 1:42.432 | 44,459 | 89 - MORO SALES, CARLOS |

Jefe de cronometraje
Orbits
Director de Carrera


Cto. Aragón MX, San Lorenzo

Clasificado por vueltas


MX-Master 30/45

Tierz 1,265 km

Primera Manga

05/08/2018 10:25

Carrera (20:00 y 2 Vueltas) iniciado a 10:52:31



| Pos. | Nº | Nombre | Vueltas | Total T° | Dif. resp. 1° | Mejor Tm | Club | Equipo | Marca |
|----------------|-----|-----------------------------|---------|-----------|---------------|----------|------------------|--------|-------------|
| 1 | 74 | REY ALLUE, JUAN CARLOS | 15 | 24:02.638 | | 1:39.951 | Sinesponsor Raci | | KAWASAKI |
| 2 | 89 | MORO SALES, CARLOS | 15 | 24:06.882 | 4.244 | 1:41.414 | Esc. A Full | | |
| 3 | 914 | BAZAN GODOY, HECTOR GABRIEL | 15 | 24:14.783 | 12.145 | 1:41.425 | Mc. Zuera | | HONDA |
| 4 | 21 | GALI HERNANDEZ, JORGE | 15 | 25:04.018 | 1:01.380 | 1:44.302 | MX Villarquemad | | SUZUKI |
| 5 | 55 | CHUECA GOMEZ, VICTOR | 15 | 25:21.904 | 1:19.266 | 1:44.990 | Esc. A Full | | HONDA |
| 6 | 18 | PERALES SALVADOR, RAUL | 15 | 25:29.831 | 1:27.193 | 1:47.215 | Los Mañicos | | HUSQVARNA |
| 7 | 191 | SANCHEZ MARTIN, RUBEN | 15 | 25:35.150 | 1:32.512 | 1:47.228 | MX Villarquemad | | |
| 8 | 25 | LLUCH LIARTE, JUAN CARLOS | 14 | 24:20.631 | 1 Vuelta | 1:49.056 | Mc. Zuera | | KTM |
| 9 | 70 | SANCHEZ MARTIN, HECTOR | 14 | 24:41.760 | 1 Vuelta | 1:50.214 | MX Villarquemad | | |
| 10 | 994 | SIERRA SANCHEZ, ALBERTO | 14 | 24:49.663 | 1 Vuelta | 1:52.112 | MX Villarquemad | | |
| 11 | 50 | GRACIA GIMENO, EMILIO JESUS | 14 | 25:07.773 | 1 Vuelta | 1:52.339 | Mc. Zuera | | KAWASAKI-NA |
| 12 | 72 | TORRES ROMERO, PABLO | 14 | 25:39.936 | 1 Vuelta | 1:55.324 | Mc. Zuera | | |
| 13 | 78 | MATEO LOPEZ, ANTONIO | 14 | 25:51.351 | 1 Vuelta | 1:53.067 | Mc. Salvador | | YAMAHA |
| 14 | 84 | LANZAN CHUECA, ADOLFO | 13 | 24:13.263 | 2 Vueltas | 1:54.844 | Mc. Salvador | | SUZUKI |
| 15 | 5 | CASTELLAR ABAD, ROBERTO | 13 | 24:54.809 | 2 Vueltas | 1:58.699 | Pm. Oscense | | HONDA |
| 16 | 22 | MORENO SOLER, JOSE VICENTE | 13 | 25:14.233 | 2 Vueltas | 2:03.588 | Mc. Zuera | | KAWASAKI |
| 17 | 228 | MARI RAMON, SUSANA | 12 | 24:15.930 | 3 Vueltas | 2:03.264 | Mc. Formentera-I | | SUZUKI |
| 18 | 960 | KOTELNYKOV , VOLODYMIR | 10 | 24:05.864 | 5 Vueltas | 2:18.876 | MC Traiguera | | HONDA |
| No clasificado | | | | | | | | | |
| NT | 49 | SUBIAS SORIA, JORGE | 13 | 21:58.291 | NT | 1:47.999 | A. D. Aragon Spc | | |
| NT | 51 | FERNANDEZ GARCIA, CESAR | 6 | 9:39.345 | NT | 1:50.283 | Mc MXPro | | |

| Márgen de victoria | Velocidad media | Mejor t° de vuelta | Mejor Vel. | Mejor vuelta para |
|--------------------|-----------------|--------------------|------------|-----------------------------|
| 4.244 | 47,351 | 1:39.951 | 45,562 | 74 - REY ALLUE, JUAN CARLOS |

Jefe de cronometraje

Orbits

Director de Carrera



Cto. Aragón MX, San Lorenzo

Clasificado por vueltas

MX-Master 30/45

Tierz 1,265 km

Primera Manga

05/08/2018 10:25

Carrera (20:00 y 2 Vueltas) iniciado a 10:52:31

| Pos. | N° | Nombre | Vueltas | Total T° | Dif. resp. 1° | Mejor Tm | Club | Equipo | Marca |
|-----------|-----|-----------------------------|---------|-----------|---------------|----------|------------------|--------|-------------|
| Master-30 | | | | | | | | | |
| 1 | 89 | MORO SALES, CARLOS | 15 | 24:06.882 | | 1:41.414 | Esc. A Full | | |
| 2 | 914 | BAZAN GODOY, HECTOR GABRIEL | 15 | 24:14.783 | 7.901 | 1:41.425 | Mc. Zuera | | HONDA |
| 3 | 21 | GALI HERNANDEZ, JORGE | 15 | 25:04.018 | 57.136 | 1:44.302 | MX Villarquemad | | SUZUKI |
| 4 | 55 | CHUECA GOMEZ, VICTOR | 15 | 25:21.904 | 1:15.022 | 1:44.990 | Esc. A Full | | HONDA |
| 5 | 191 | SANCHEZ MARTIN, RUBEN | 15 | 25:35.150 | 1:28.268 | 1:47.228 | MX Villarquemad | | |
| 6 | 70 | SANCHEZ MARTIN, HECTOR | 14 | 24:41.760 | 1 Vuelta | 1:50.214 | MX Villarquemad | | |
| 7 | 994 | SIERRA SANCHEZ, ALBERTO | 14 | 24:49.663 | 1 Vuelta | 1:52.112 | MX Villarquemad | | |
| 8 | 50 | GRACIA GIMENO, EMILIO JESUS | 14 | 25:07.773 | 1 Vuelta | 1:52.339 | Mc. Zuera | | KAWASAKI-NA |
| 9 | 78 | MATEO LOPEZ, ANTONIO | 14 | 25:51.351 | 1 Vuelta | 1:53.067 | Mc. Salvador | | YAMAHA |
| 10 | 84 | LANZAN CHUECA, ADOLFO | 13 | 24:13.263 | 2 Vueltas | 1:54.844 | Mc. Salvador | | SUZUKI |
| 11 | 5 | CASTELLAR ABAD, ROBERTO | 13 | 24:54.809 | 2 Vueltas | 1:58.699 | Pm. Oscense | | HONDA |
| 12 | 228 | MARI RAMON, SUSANA | 12 | 24:15.930 | 3 Vueltas | 2:03.264 | Mc. Formentera-I | | SUZUKI |

No clasificado

| | | | | | | | | | |
|----|----|-------------------------|----|-----------|----|----------|------------------|--|--|
| NT | 49 | SUBIAS SORIA, JORGE | 13 | 21:58.291 | NT | 1:47.999 | A. D. Aragon Spc | | |
| NT | 51 | FERNANDEZ GARCIA, CESAR | 6 | 9:39.345 | NT | 1:50.283 | Mc MXPro | | |

Master-45

| | | | | | | | | | |
|---|-----|----------------------------|----|-----------|-----------|----------|------------------|--|-----------|
| 1 | 74 | REY ALLUE, JUAN CARLOS | 15 | 24:02.638 | | 1:39.951 | Sinesponsor Raci | | KAWASAKI |
| 2 | 18 | PERALES SALVADOR, RAUL | 15 | 25:29.831 | 1:27.193 | 1:47.215 | Los Mañicos | | HUSQVARNA |
| 3 | 25 | LLUCH LIARTE, JUAN CARLOS | 14 | 24:20.631 | 1 Vuelta | 1:49.056 | Mc. Zuera | | KTM |
| 4 | 72 | TORRES ROMERO, PABLO | 14 | 25:39.936 | 1 Vuelta | 1:55.324 | Mc. Zuera | | |
| 5 | 22 | MORENO SOLER, JOSE VICENTE | 13 | 25:14.233 | 2 Vueltas | 2:03.588 | Mc. Zuera | | KAWASAKI |
| 6 | 960 | KOTELNYKOV, VOLODYMIR | 10 | 24:05.864 | 5 Vueltas | 2:18.876 | MC Traiguera | | HONDA |

| Márgen de victoria | Velocidad media | Mejor t° de vuelta | Mejor Vel. | Mejor vuelta para |
|--------------------|-----------------|--------------------|------------|-----------------------------|
| 4.244 | 47,351 | 1:39.951 | 45,562 | 74 - REY ALLUE, JUAN CARLOS |

Jefe de cronometraje

Orbits

Director de Carrera



Cto. Aragón MX, San Lorenzo

MX-Master 30/45

Tierz 1,265 km

Primera Manga

05/08/2018 10:25

Carrera (20:00 y 2 Vueltas) iniciado a 10:52:31

| Vuelta | Tempo de vuelta | Dif. resp. 1° | Hora del día |
|------------------------------------|-----------------|---------------|--------------|
| (74) REY ALLUE, JUAN CARLOS | | | |
| 1 | | | 10:52:35.750 |
| 2 | 1:39.951 | | 10:54:15.701 |
| 3 | 1:41.651 | +1.700 | 10:55:57.352 |
| 4 | 1:41.598 | +1.647 | 10:57:38.950 |
| 5 | 1:41.963 | +2.012 | 10:59:20.913 |
| 6 | 1:42.065 | +2.114 | 11:01:02.978 |
| 7 | 1:43.508 | +3.557 | 11:02:46.486 |
| 8 | 1:43.474 | +3.523 | 11:04:29.960 |
| 9 | 1:44.032 | +4.081 | 11:06:13.992 |
| 10 | 1:43.656 | +3.705 | 11:07:57.648 |
| 11 | 1:44.137 | +4.186 | 11:09:41.785 |
| 12 | 1:44.039 | +4.088 | 11:11:25.824 |
| 13 | 1:42.931 | +2.980 | 11:13:08.755 |
| 14 | 1:42.122 | +2.171 | 11:14:50.877 |
| 15 | 1:42.954 | +3.003 | 11:16:33.831 |

| Vuelta | Tempo de vuelta | Dif. resp. 1° | Hora del día |
|--------------------------------|-----------------|---------------|--------------|
| (89) MORO SALES, CARLOS | | | |
| 1 | | | 10:52:36.319 |
| 2 | 1:43.867 | +2.453 | 10:54:20.186 |
| 3 | 1:41.414 | | 10:56:01.600 |
| 4 | 1:41.897 | +0.483 | 10:57:43.497 |
| 5 | 1:42.084 | +0.670 | 10:59:25.581 |
| 6 | 1:42.249 | +0.835 | 11:01:07.830 |
| 7 | 1:43.735 | +2.321 | 11:02:51.565 |
| 8 | 1:41.930 | +0.516 | 11:04:33.495 |
| 9 | 1:43.027 | +1.613 | 11:06:16.522 |
| 10 | 1:43.528 | +2.114 | 11:08:00.050 |
| 11 | 1:43.596 | +2.182 | 11:09:43.646 |
| 12 | 1:43.847 | +2.433 | 11:11:27.493 |
| 13 | 1:42.601 | +1.187 | 11:13:10.094 |
| 14 | 1:43.823 | +2.409 | 11:14:53.917 |
| 15 | 1:44.158 | +2.744 | 11:16:38.075 |

| Vuelta | Tempo de vuelta | Dif. resp. 1° | Hora del día |
|--|-----------------|---------------|--------------|
| (914) BAZAN GODOY, HECTOR GABRIEL | | | |
| 1 | | | 10:52:36.133 |
| 2 | 1:43.022 | +1.597 | 10:54:19.155 |
| 3 | 1:41.425 | | 10:56:00.580 |
| 4 | 1:43.978 | +2.553 | 10:57:44.558 |
| 5 | 1:43.085 | +1.660 | 10:59:27.643 |
| 6 | 1:42.200 | +0.775 | 11:01:09.843 |
| 7 | 1:44.024 | +2.599 | 11:02:53.867 |
| 8 | 1:43.009 | +1.584 | 11:04:36.876 |
| 9 | 1:43.194 | +1.769 | 11:06:20.070 |
| 10 | 1:42.901 | +1.476 | 11:08:02.971 |
| 11 | 1:44.143 | +2.718 | 11:09:47.114 |
| 12 | 1:42.936 | +1.511 | 11:11:30.050 |
| 13 | 1:44.404 | +2.979 | 11:13:14.454 |
| 14 | 1:44.864 | +3.439 | 11:14:59.318 |
| 15 | 1:46.658 | +5.233 | 11:16:45.976 |

| Vuelta | Tempo de vuelta | Dif. resp. 1° | Hora del día |
|-----------------------------------|-----------------|---------------|--------------|
| (21) GALI HERNANDEZ, JORGE | | | |
| 1 | | | 10:52:36.091 |
| 2 | 1:44.583 | +0.281 | 10:54:20.674 |
| 3 | 1:44.302 | | 10:56:04.976 |
| 4 | 1:46.020 | +1.718 | 10:57:50.996 |
| 5 | 1:45.200 | +0.898 | 10:59:36.196 |
| 6 | 1:45.522 | +1.220 | 11:01:21.718 |
| 7 | 1:47.292 | +2.990 | 11:03:09.010 |
| 8 | 1:48.056 | +3.754 | 11:04:57.066 |
| 9 | 1:47.204 | +2.902 | 11:06:44.270 |
| 10 | 1:48.112 | +3.810 | 11:08:32.382 |
| 11 | 1:48.738 | +4.436 | 11:10:21.120 |
| 12 | 1:48.695 | +4.393 | 11:12:09.815 |
| 13 | 1:48.153 | +3.851 | 11:13:57.968 |

| Vuelta | Tempo de vuelta | Dif. resp. 1° | Hora del día |
|----------------------------------|-----------------|---------------|--------------|
| 14 | 1:47.078 | +2.776 | 11:15:45.046 |
| 15 | 1:50.165 | +5.863 | 11:17:35.211 |
| (55) CHUECA GOMEZ, VICTOR | | | |
| 1 | | | 10:52:36.455 |
| 2 | 1:45.805 | +0.815 | 10:54:22.260 |
| 3 | 1:44.990 | | 10:56:07.250 |
| 4 | 1:46.846 | +1.856 | 10:57:54.096 |
| 5 | 1:46.769 | +1.779 | 10:59:40.865 |
| 6 | 1:47.534 | +2.544 | 11:01:28.399 |
| 7 | 1:48.859 | +3.869 | 11:03:17.258 |
| 8 | 1:50.700 | +5.710 | 11:05:07.958 |
| 9 | 1:47.608 | +2.618 | 11:06:55.566 |
| 10 | 1:47.864 | +2.874 | 11:08:43.430 |
| 11 | 1:48.648 | +3.658 | 11:10:32.078 |
| 12 | 1:49.443 | +4.453 | 11:12:21.521 |
| 13 | 1:50.421 | +5.431 | 11:14:11.942 |
| 14 | 1:50.566 | +5.576 | 11:16:02.508 |
| 15 | 1:50.589 | +5.599 | 11:17:53.097 |

| Vuelta | Tempo de vuelta | Dif. resp. 1° | Hora del día |
|------------------------------------|-----------------|---------------|--------------|
| (18) PERALES SALVADOR, RAUL | | | |
| 1 | | | 10:52:36.473 |
| 2 | 1:49.650 | +2.435 | 10:54:26.123 |
| 3 | 1:47.432 | +0.217 | 10:56:13.555 |
| 4 | 1:47.215 | | 10:58:00.770 |
| 5 | 1:47.528 | +0.313 | 10:59:48.298 |
| 6 | 1:47.661 | +0.446 | 11:01:35.959 |
| 7 | 1:48.592 | +1.377 | 11:03:24.551 |
| 8 | 1:49.454 | +2.239 | 11:05:14.005 |
| 9 | 1:49.946 | +2.731 | 11:07:03.951 |
| 10 | 1:49.631 | +2.416 | 11:08:53.582 |
| 11 | 1:50.093 | +2.878 | 11:10:43.675 |
| 12 | 1:49.356 | +2.141 | 11:12:33.031 |
| 13 | 1:49.333 | +2.118 | 11:14:22.364 |
| 14 | 1:49.466 | +2.251 | 11:16:11.830 |
| 15 | 1:49.194 | +1.979 | 11:18:01.024 |

| Vuelta | Tempo de vuelta | Dif. resp. 1° | Hora del día |
|------------------------------------|-----------------|---------------|--------------|
| (191) SANCHEZ MARTIN, RUBEN | | | |
| 1 | | | 10:52:36.710 |
| 2 | 1:55.007 | +7.779 | 10:54:31.717 |
| 3 | 1:50.122 | +2.894 | 10:56:21.839 |
| 4 | 1:50.581 | +3.353 | 10:58:12.420 |
| 5 | 1:49.583 | +2.355 | 11:00:02.003 |
| 6 | 1:47.228 | | 11:01:49.231 |
| 7 | 1:47.257 | +0.029 | 11:03:36.488 |
| 8 | 1:47.804 | +0.576 | 11:05:24.292 |
| 9 | 1:48.544 | +1.316 | 11:07:12.836 |
| 10 | 1:49.099 | +1.871 | 11:09:01.935 |
| 11 | 1:48.845 | +1.617 | 11:10:50.780 |
| 12 | 1:50.119 | +2.891 | 11:12:40.899 |
| 13 | 1:49.054 | +1.826 | 11:14:29.953 |
| 14 | 1:47.358 | +0.130 | 11:16:17.311 |
| 15 | 1:49.032 | +1.804 | 11:18:06.343 |

| Vuelta | Tempo de vuelta | Dif. resp. 1° | Hora del día |
|---------------------------------------|-----------------|---------------|--------------|
| (25) LLUCH LIARTE, JUAN CARLOS | | | |
| 1 | | | 10:52:36.837 |
| 2 | 1:58.379 | +9.323 | 10:54:35.216 |
| 3 | 1:52.924 | +3.868 | 10:56:28.140 |
| 4 | 1:49.121 | +0.065 | 10:58:17.261 |
| 5 | 1:49.128 | +0.072 | 11:00:06.389 |
| 6 | 1:49.056 | | 11:01:55.445 |
| 7 | 1:49.336 | +0.280 | 11:03:44.781 |
| 8 | 1:49.576 | +0.520 | 11:05:34.357 |
| 9 | 1:51.218 | +2.162 | 11:07:25.575 |
| 10 | 1:50.151 | +1.095 | 11:09:15.726 |
| 11 | 1:51.933 | +2.877 | 11:11:07.659 |

| Vuelta | Tempo de vuelta | Dif. resp. 1° | Hora del día |
|--------|-----------------|---------------|--------------|
| 12 | 1:52.404 | +3.348 | 11:13:00.063 |
| 13 | 1:51.486 | +2.430 | 11:14:51.549 |
| 14 | 2:00.275 | +11.219 | 11:16:51.824 |

| Vuelta | Tempo de vuelta | Dif. resp. 1° | Hora del día |
|------------------------------------|-----------------|---------------|--------------|
| (70) SANCHEZ MARTIN, HECTOR | | | |
| 1 | | | 10:52:36.816 |
| 2 | 1:56.079 | +5.865 | 10:54:32.895 |
| 3 | 1:51.233 | +1.019 | 10:56:24.128 |
| 4 | 1:50.214 | | 10:58:14.342 |
| 5 | 1:51.589 | +1.375 | 11:00:05.931 |
| 6 | 1:53.085 | +2.871 | 11:01:59.016 |
| 7 | 1:52.204 | +1.990 | 11:03:51.220 |
| 8 | 1:51.737 | +1.523 | 11:05:42.957 |
| 9 | 1:52.955 | +2.741 | 11:07:35.912 |
| 10 | 1:52.844 | +2.630 | 11:09:28.756 |
| 11 | 1:53.773 | +3.559 | 11:11:22.529 |
| 12 | 1:55.851 | +5.637 | 11:13:18.380 |
| 13 | 1:54.664 | +4.450 | 11:15:13.044 |
| 14 | 1:59.909 | +9.695 | 11:17:12.953 |

| Vuelta | Tempo de vuelta | Dif. resp. 1° | Hora del día |
|--------------------------------------|-----------------|---------------|--------------|
| (994) SIERRA SANCHEZ, ALBERTO | | | |
| 1 | | | 10:52:37.399 |
| 2 | 1:56.786 | +4.674 | 10:54:34.185 |
| 3 | 1:53.703 | +1.591 | 10:56:27.888 |
| 4 | 1:53.994 | +1.882 | 10:58:21.882 |
| 5 | 1:52.711 | +0.599 | 11:00:14.593 |
| 6 | 1:52.112 | | 11:02:06.705 |
| 7 | 1:52.285 | +0.173 | 11:03:58.990 |
| 8 | 1:53.102 | +0.990 | 11:05:52.092 |
| 9 | 1:53.980 | +1.868 | 11:07:46.072 |
| 10 | 1:53.527 | +1.415 | 11:09:39.599 |
| 11 | 1:55.178 | +3.066 | 11:11:34.777 |
| 12 | 1:54.264 | +2.152 | 11:13:29.041 |
| 13 | 1:56.779 | +4.667 | 11:15:25.820 |
| 14 | 1:55.036 | +2.924 | 11:17:20.856 |

| Vuelta | Tempo de vuelta | Dif. resp. 1° | Hora del día |
|---|-----------------|---------------|--------------|
| (50) GRACIA GIMENO, EMILIO JESUS | | | |
| 1 | | | 10:52:36.991 |
| 2 | 1:57.922 | +5.583 | 10:54:34.913 |
| 3 | 1:52.339 | | 10:56:27.252 |
| 4 | 1:52.516 | +0.177 | 10:58:19.768 |
| 5 | 1:54.695 | +2.356 | 11:00:14.463 |
| 6 | 1:56.223 | +3.884 | 11:02:10.686 |
| 7 | 1:54.513 | +2.174 | 11:04:05.199 |
| 8 | 1:54.585 | +2.246 | 11:05:59.784 |
| 9 | 1:53.836 | +1.497 | 11:07:53.620 |
| 10 | 1:58.156 | +5.817 | 11:09:51.776 |
| 11 | 1:56.074 | +3.735 | 11:11:47.850 |
| 12 | 1:55.435 | +3.096 | 11:13:43.285 |
| 13 | 1:56.824 | +4.485 | 11:15:40.109 |
| 14 | 1:58.857 | +6.518 | 11:17:38.966 |

| Vuelta | Tempo de vuelta | Dif. resp. 1° | Hora del día |
|----------------------------------|-----------------|---------------|--------------|
| (72) TORRES ROMERO, PABLO | | | |
| 1 | | | 10:52:37.271 |
| 2 | 1:58.924 | +3.600 | 10:54:36.195 |
| 3 | 1:56.156 | +0.832 | 10:56:32.351 |
| 4 | 1:58.357 | +3.033 | 10:58:30.708 |
| 5 | 1:56.001 | +0.677 | 11:00:26.709 |
| 6 | 1:56.088 | +0.764 | 11:02:22.797 |
| 7 | 1:55.324 | | 11:04:18.121 |
| 8 | 1:55.497 | +0.173 | 11:06:13.618 |
| 9 | 1:59.280 | +3.956 | 11:08:12.898 |
| 10 | 2:00.176 | +4.852 | 11:10:13.074 |
| 11 | 2:00.023 | +4.699 | 11:12:13.097 |
| 12 | 1:58.971 | +3.647 | 11:14:12.068 |
| 13 | 1:59.314 | +3.990 | 11:16:11.382 |

Jefe de cronometraje

Director de Carrera



Orbits



Cto. Aragón MX, San Lorenzo

MX-Master 30/45

Tierz 1,265 km

Primera Manga

05/08/2018 10:25

Carrera (20:00 y 2 Vueltas) iniciado a 10:52:31

| Vuelta | Tempo de vuelta | Dif. resp. 1° | Hora del día |
|--------|-----------------|---------------|--------------|
| 14 | 1:59.747 | +4.423 | 11:18:11.129 |

(78) MATEO LOPEZ, ANTONIO

| Vuelta | Tempo de vuelta | Dif. resp. 1° | Hora del día |
|--------|-----------------|---------------|--------------|
| 1 | | | 10:52:38.353 |
| 2 | 2:03.338 | +10.271 | 10:54:41.691 |
| 3 | 1:53.703 | +0.636 | 10:56:35.394 |
| 4 | 1:53.067 | | 10:58:28.461 |
| 5 | 1:56.669 | +3.602 | 11:00:25.130 |
| 6 | 1:57.039 | +3.972 | 11:02:22.169 |
| 7 | 1:59.532 | +6.465 | 11:04:21.701 |
| 8 | 2:03.690 | +10.623 | 11:06:25.391 |
| 9 | 1:57.117 | +4.050 | 11:08:22.508 |
| 10 | 2:01.642 | +8.575 | 11:10:24.150 |
| 11 | 1:58.223 | +5.156 | 11:12:22.373 |
| 12 | 1:58.383 | +5.316 | 11:14:20.756 |
| 13 | 2:01.706 | +8.639 | 11:16:22.462 |
| 14 | 2:00.082 | +7.015 | 11:18:22.544 |

(84) LANZAN CHUECA, ADOLFO

| Vuelta | Tempo de vuelta | Dif. resp. 1° | Hora del día |
|--------|-----------------|---------------|--------------|
| 1 | | | 10:52:38.056 |
| 2 | 2:04.778 | +9.934 | 10:54:42.834 |
| 3 | 1:54.844 | | 10:56:37.678 |
| 4 | 1:56.110 | +1.266 | 10:58:33.788 |
| 5 | 1:57.517 | +2.673 | 11:00:31.305 |
| 6 | 1:59.695 | +4.851 | 11:02:31.000 |
| 7 | 2:02.002 | +7.158 | 11:04:33.002 |
| 8 | 2:02.026 | +7.182 | 11:06:35.028 |
| 9 | 2:02.341 | +7.497 | 11:08:37.369 |
| 10 | 2:03.064 | +8.220 | 11:10:40.433 |
| 11 | 2:00.415 | +5.571 | 11:12:40.848 |
| 12 | 2:01.722 | +6.878 | 11:14:42.570 |
| 13 | 2:01.886 | +7.042 | 11:16:44.456 |

(5) CASTELLAR ABAD, ROBERTO

| Vuelta | Tempo de vuelta | Dif. resp. 1° | Hora del día |
|--------|-----------------|---------------|--------------|
| 1 | | | 10:53:00.743 |
| 2 | 1:59.579 | +0.880 | 10:55:00.322 |
| 3 | 1:58.859 | +0.160 | 10:56:59.181 |
| 4 | 1:58.822 | +0.123 | 10:58:58.003 |
| 5 | 1:58.699 | | 11:00:56.702 |
| 6 | 2:03.319 | +4.620 | 11:03:00.021 |
| 7 | 2:02.056 | +3.357 | 11:05:02.077 |
| 8 | 2:03.773 | +5.074 | 11:07:05.850 |
| 9 | 2:03.924 | +5.225 | 11:09:09.774 |
| 10 | 2:03.205 | +4.506 | 11:11:12.979 |
| 11 | 2:04.915 | +6.216 | 11:13:17.894 |
| 12 | 2:04.376 | +5.677 | 11:15:22.270 |
| 13 | 2:03.732 | +5.033 | 11:17:26.002 |

(22) MORENO SOLER, JOSE VICENTE

| Vuelta | Tempo de vuelta | Dif. resp. 1° | Hora del día |
|--------|-----------------|---------------|--------------|
| 1 | | | 10:52:37.843 |
| 2 | 2:07.197 | +3.609 | 10:54:45.040 |
| 3 | 2:03.615 | +0.027 | 10:56:48.655 |
| 4 | 2:03.672 | +0.084 | 10:58:52.327 |
| 5 | 2:05.216 | +1.628 | 11:00:57.543 |
| 6 | 2:08.683 | +5.095 | 11:03:06.226 |
| 7 | 2:06.849 | +3.261 | 11:05:13.075 |
| 8 | 2:05.498 | +1.910 | 11:07:18.573 |
| 9 | 2:03.588 | | 11:09:22.161 |
| 10 | 2:05.522 | +1.934 | 11:11:27.683 |
| 11 | 2:08.750 | +5.162 | 11:13:36.433 |
| 12 | 2:05.232 | +1.644 | 11:15:41.665 |
| 13 | 2:03.761 | +0.173 | 11:17:45.426 |

(228) MARI RAMON, SUSANA

| Vuelta | Tempo de vuelta | Dif. resp. 1° | Hora del día |
|--------|-----------------|---------------|--------------|
| 1 | | | 10:52:37.914 |
| 2 | 2:05.388 | +2.124 | 10:54:43.302 |

| Vuelta | Tempo de vuelta | Dif. resp. 1° | Hora del día |
|--------|-----------------|---------------|--------------|
| 3 | 2:04.418 | +1.154 | 10:56:47.720 |
| 4 | 2:03.264 | | 10:58:50.984 |
| 5 | 2:03.955 | +0.691 | 11:00:54.939 |
| 6 | 2:35.048 | +31.784 | 11:03:29.987 |
| 7 | 2:09.558 | +6.294 | 11:05:39.545 |
| 8 | 2:09.030 | +5.766 | 11:07:48.575 |
| 9 | 2:14.028 | +10.764 | 11:10:02.603 |
| 10 | 2:12.889 | +9.625 | 11:12:15.492 |
| 11 | 2:14.872 | +11.608 | 11:14:30.364 |
| 12 | 2:16.759 | +13.495 | 11:16:47.123 |

(960) KOTELNYKOV, VOLODYMYR

| Vuelta | Tempo de vuelta | Dif. resp. 1° | Hora del día |
|--------|-----------------|---------------|--------------|
| 1 | | | 10:52:39.485 |
| 2 | 3:00.184 | +41.308 | 10:55:39.669 |
| 3 | 2:22.556 | +3.680 | 10:58:02.225 |
| 4 | 2:24.625 | +5.749 | 11:00:26.850 |
| 5 | 2:47.928 | +29.052 | 11:03:14.778 |
| 6 | 2:30.068 | +11.192 | 11:05:44.846 |
| 7 | 2:18.876 | | 11:08:03.722 |
| 8 | 3:44.289 | +1:25.413 | 11:11:48.011 |
| 9 | 2:26.205 | +7.329 | 11:14:14.216 |
| 10 | 2:22.841 | +3.965 | 11:16:37.057 |

(49) SUBIAS SORIA, JORGE

| Vuelta | Tempo de vuelta | Dif. resp. 1° | Hora del día |
|--------|-----------------|---------------|--------------|
| 1 | | | 10:52:36.195 |
| 2 | 1:54.369 | +6.370 | 10:54:30.564 |
| 3 | 1:50.275 | +2.276 | 10:56:20.839 |
| 4 | 1:47.999 | | 10:58:08.838 |
| 5 | 1:49.153 | +1.154 | 10:59:57.991 |
| 6 | 1:48.672 | +0.673 | 11:01:46.663 |
| 7 | 1:48.228 | +0.229 | 11:03:34.891 |
| 8 | 1:48.463 | +0.464 | 11:05:23.354 |
| 9 | 1:48.683 | +0.684 | 11:07:12.037 |
| 10 | 1:49.397 | +1.398 | 11:09:01.434 |
| 11 | 1:48.991 | +0.992 | 11:10:50.425 |
| 12 | 1:48.800 | +0.801 | 11:12:39.225 |
| 13 | 1:50.259 | +2.260 | 11:14:29.484 |

(51) FERNANDEZ GARCIA, CESAR

| Vuelta | Tempo de vuelta | Dif. resp. 1° | Hora del día |
|--------|-----------------|---------------|--------------|
| 1 | | | 10:52:36.790 |
| 2 | 1:53.223 | +2.940 | 10:54:30.013 |
| 3 | 1:50.283 | | 10:56:20.296 |
| 4 | 1:51.787 | +1.504 | 10:58:12.083 |
| 5 | 1:52.736 | +2.453 | 11:00:04.819 |
| 6 | 2:05.719 | +15.436 | 11:02:10.538 |

Jefe de cronometraje

Orbits

Director de Carrera



Cto. Aragón MX, San Lorenzo

Clasificado por vueltas


MX-Master 30/45

Tierz 1,265 km

Segunda Manga

05/08/2018 11:15

Carrera (20:00 y 2 Vueltas) iniciado a 12:22:14



| Pos. | Nº | Nombre | Vueltas | Total Tº | Dif. resp. 1º | Mejor Tm | Club | Equipo | Marca |
|----------------|-----|-----------------------------|---------|-----------|---------------|----------|------------------|--------|-------------|
| 1 | 74 | REY ALLUE, JUAN CARLOS | 15 | 24:07.753 | | 1:42.045 | Sinesponsor Raci | | KAWASAKI |
| 2 | 914 | BAZAN GODOY, HECTOR GABRIEL | 15 | 24:09.013 | 1.260 | 1:41.358 | Mc. Zuera | | HONDA |
| 3 | 89 | MORO SALES, CARLOS | 15 | 24:23.759 | 16.006 | 1:41.419 | Esc. A Full | | |
| 4 | 18 | PERALES SALVADOR, RAUL | 15 | 25:36.273 | 1:28.520 | 1:46.950 | Los Manicos | | HUSQVARNA |
| 5 | 191 | SANCHEZ MARTIN, RUBEN | 15 | 25:43.225 | 1:35.472 | 1:47.771 | MX Villarquemad | | |
| 6 | 55 | CHUECA GOMEZ, VICTOR | 15 | 25:45.084 | 1:37.331 | 1:45.864 | Esc. A Full | | HONDA |
| 7 | 25 | LLUCH LIARTE, JUAN CARLOS | 15 | 26:11.135 | 2:03.382 | 1:47.647 | Mc. Zuera | | KTM |
| 8 | 70 | SANCHEZ MARTIN, HECTOR | 14 | 24:40.111 | 1 Vuelta | 1:50.421 | MX Villarquemad | | |
| 9 | 994 | SIERRA SANCHEZ, ALBERTO | 14 | 24:51.363 | 1 Vuelta | 1:51.639 | MX Villarquemad | | |
| 10 | 49 | SUBIAS SORIA, JORGE | 14 | 24:52.704 | 1 Vuelta | 1:50.983 | A. D. Aragon Spc | | |
| 11 | 50 | GRACIA GIMENO, EMILIO JESUS | 14 | 25:00.569 | 1 Vuelta | 1:51.391 | Mc. Zuera | | KAWASAKI-NA |
| 12 | 84 | LANZAN CHUECA, ADOLFO | 14 | 25:28.371 | 1 Vuelta | 1:54.855 | Mc. Salvador | | SUZUKI |
| 13 | 78 | MATEO LOPEZ, ANTONIO | 14 | 25:49.500 | 1 Vuelta | 1:54.321 | Mc. Salvador | | YAMAHA |
| 14 | 72 | TORRES ROMERO, PABLO | 13 | 24:48.177 | 2 Vueltas | 1:57.355 | Mc. Zuera | | |
| 15 | 5 | CASTELLAR ABAD, ROBERTO | 13 | 24:54.719 | 2 Vueltas | 2:02.003 | Pm. Oscense | | HONDA |
| 16 | 22 | MORENO SOLER, JOSE VICENTE | 13 | 25:08.431 | 2 Vueltas | 2:00.448 | Mc. Zuera | | KAWASAKI |
| 17 | 228 | MARI RAMON, SUSANA | 12 | 24:37.359 | 3 Vueltas | 2:09.252 | Mc. Formentera-I | | SUZUKI |
| 18 | 960 | KOTELNYKOV , VOLODYMIR | 11 | 25:31.302 | 4 Vueltas | 2:20.091 | MC Traiguera | | HONDA |
| No clasificado | | | | | | | | | |
| NT | 21 | GALI HERNANDEZ, JORGE | 9 | 14:37.457 | NT | 1:43.212 | MX Villarquemad | | SUZUKI |
| NE | 51 | FERNANDEZ GARCIA, CESAR | | | NE | | Mc MXPro | | |

| Márgen de victoria | Velocidad media | Mejor tº de vuelta | Mejor Vel. | Mejor vuelta para |
|--------------------|-----------------|--------------------|------------|-----------------------------|
| 1.260 | 47,183 | 1:41.358 | 44,930 | 914 - BAZAN GODOY, HECTOR G |

Jefe de cronometraje

Orbits

Director de Carrera



Cto. Aragón MX, San Lorenzo
Clasificado por vueltas
MX-Master 30/45
Tierz 1,265 km
Segunda Manga
05/08/2018 11:15
Carrera (20:00 y 2 Vueltas) iniciado a 12:22:14

| Pos. | N° | Nombre | Vueltas | Total T° | Dif. resp. 1° | Mejor Tm | Club | Equipo | Marca |
|------------------|-----|-----------------------------|---------|-----------|---------------|----------|------------------|--------|-------------|
| Master-30 | | | | | | | | | |
| 1 | 914 | BAZAN GODOY, HECTOR GABRIEL | 15 | 24:09.013 | | 1:41.358 | Mc. Zuera | | HONDA |
| 2 | 89 | MORO SALES, CARLOS | 15 | 24:23.759 | 14.746 | 1:41.419 | Esc. A Full | | |
| 3 | 191 | SANCHEZ MARTIN, RUBEN | 15 | 25:43.225 | 1:34.212 | 1:47.771 | MX Villarquemad | | |
| 4 | 55 | CHUECA GOMEZ, VICTOR | 15 | 25:45.084 | 1:36.071 | 1:45.864 | Esc. A Full | | HONDA |
| 5 | 70 | SANCHEZ MARTIN, HECTOR | 14 | 24:40.111 | 1 Vuelta | 1:50.421 | MX Villarquemad | | |
| 6 | 994 | SIERRA SANCHEZ, ALBERTO | 14 | 24:51.363 | 1 Vuelta | 1:51.639 | MX Villarquemad | | |
| 7 | 49 | SUBIAS SORIA, JORGE | 14 | 24:52.704 | 1 Vuelta | 1:50.983 | A. D. Aragon Spc | | |
| 8 | 50 | GRACIA GIMENO, EMILIO JESUS | 14 | 25:00.569 | 1 Vuelta | 1:51.391 | Mc. Zuera | | KAWASAKI-NA |
| 9 | 84 | LANZAN CHUECA, ADOLFO | 14 | 25:28.371 | 1 Vuelta | 1:54.855 | Mc. Salvador | | SUZUKI |
| 10 | 78 | MATEO LOPEZ, ANTONIO | 14 | 25:49.500 | 1 Vuelta | 1:54.321 | Mc. Salvador | | YAMAHA |
| 11 | 5 | CASTELLAR ABAD, ROBERTO | 13 | 24:54.719 | 2 Vueltas | 2:02.003 | Pm. Oscense | | HONDA |
| 12 | 228 | MARI RAMON, SUSANA | 12 | 24:37.359 | 3 Vueltas | 2:09.252 | Mc. Formentera-I | | SUZUKI |

| | | | | | | | | | |
|-----------------------|----|-------------------------|---|-----------|----|----------|-----------------|--|--------|
| No clasificado | | | | | | | | | |
| NT | 21 | GALI HERNANDEZ, JORGE | 9 | 14:37.457 | NT | 1:43.212 | MX Villarquemad | | SUZUKI |
| NE | 51 | FERNANDEZ GARCIA, CESAR | | | NE | | Mc MXPro | | |

| | | | | | | | | | |
|------------------|-----|----------------------------|----|-----------|-----------|----------|------------------|--|-----------|
| Master-45 | | | | | | | | | |
| 1 | 74 | REY ALLUE, JUAN CARLOS | 15 | 24:07.753 | | 1:42.045 | Sinesponsor Raci | | KAWASAKI |
| 2 | 18 | PERALES SALVADOR, RAUL | 15 | 25:36.273 | 1:28.520 | 1:46.950 | Los Mañicos | | HUSQVARNA |
| 3 | 25 | LLUCH LIARTE, JUAN CARLOS | 15 | 26:11.135 | 2:03.382 | 1:47.647 | Mc. Zuera | | KTM |
| 4 | 72 | TORRES ROMERO, PABLO | 13 | 24:48.177 | 2 Vueltas | 1:57.355 | Mc. Zuera | | |
| 5 | 22 | MORENO SOLER, JOSE VICENTE | 13 | 25:08.431 | 2 Vueltas | 2:00.448 | Mc. Zuera | | KAWASAKI |
| 6 | 960 | KOTELNYKOV , VOLODYMIR | 11 | 25:31.302 | 4 Vueltas | 2:20.091 | MC Traiguera | | HONDA |

| | | | | |
|---------------------------|------------------------|---------------------------|-------------------|-----------------------------|
| Márgen de victoria | Velocidad media | Mejor t° de vuelta | Mejor Vel. | Mejor vuelta para |
| 1.260 | 47,183 | 1:41.358 | 44,930 | 914 - BAZAN GODOY, HECTOR G |

Jefe de cronometraje
Orbits
Director de Carrera


Cto. Aragón MX, San Lorenzo

MX-Master 30/45

Tierz 1,265 km

Segunda Manga

05/08/2018 11:15

Carrera (20:00 y 2 Vueltas) iniciado a 12:22:14

| Vuelta | Tempo de vuelta | Dif. resp. 1° | Hora del día |
|------------------------------------|-----------------|---------------|--------------|
| (74) REY ALLUE, JUAN CARLOS | | | |
| 1 | | | 12:22:19.654 |
| 2 | 1:42.325 | +0.280 | 12:24:01.979 |
| 3 | 1:42.621 | +0.576 | 12:25:44.600 |
| 4 | 1:42.112 | +0.067 | 12:27:26.712 |
| 5 | 1:43.558 | +1.513 | 12:29:10.270 |
| 6 | 1:43.210 | +1.165 | 12:30:53.480 |
| 7 | 1:42.208 | +0.163 | 12:32:35.688 |
| 8 | 1:42.045 | | 12:34:17.733 |
| 9 | 1:43.443 | +1.398 | 12:36:01.176 |
| 10 | 1:44.798 | +2.753 | 12:37:45.974 |
| 11 | 1:42.905 | +0.860 | 12:39:28.879 |
| 12 | 1:43.748 | +1.703 | 12:41:12.627 |
| 13 | 1:43.945 | +1.900 | 12:42:56.572 |
| 14 | 1:42.595 | +0.550 | 12:44:39.167 |
| 15 | 1:43.202 | +1.157 | 12:46:22.369 |

| Vuelta | Tempo de vuelta | Dif. resp. 1° | Hora del día |
|--|-----------------|---------------|--------------|
| (914) BAZAN GODOY, HECTOR GABRIEL | | | |
| 1 | | | 12:22:19.918 |
| 2 | 1:46.122 | +4.764 | 12:24:06.040 |
| 3 | 1:43.425 | +2.067 | 12:25:49.465 |
| 4 | 1:41.397 | +0.039 | 12:27:30.862 |
| 5 | 1:43.170 | +1.812 | 12:29:14.032 |
| 6 | 1:41.791 | +0.433 | 12:30:55.823 |
| 7 | 1:41.358 | | 12:32:37.181 |
| 8 | 1:42.951 | +1.593 | 12:34:20.132 |
| 9 | 1:43.104 | +1.746 | 12:36:03.236 |
| 10 | 1:43.108 | +1.750 | 12:37:46.344 |
| 11 | 1:43.746 | +2.388 | 12:39:30.090 |
| 12 | 1:43.202 | +1.844 | 12:41:13.292 |
| 13 | 1:44.185 | +2.827 | 12:42:57.477 |
| 14 | 1:42.200 | +0.842 | 12:44:39.677 |
| 15 | 1:43.952 | +2.594 | 12:46:23.629 |

| Vuelta | Tempo de vuelta | Dif. resp. 1° | Hora del día |
|--------------------------------|-----------------|---------------|--------------|
| (89) MORO SALES, CARLOS | | | |
| 1 | | | 12:22:19.477 |
| 2 | 1:47.116 | +5.697 | 12:24:06.593 |
| 3 | 1:43.543 | +2.124 | 12:25:50.136 |
| 4 | 1:42.092 | +0.673 | 12:27:32.228 |
| 5 | 1:43.384 | +1.965 | 12:29:15.612 |
| 6 | 1:43.876 | +2.457 | 12:30:59.488 |
| 7 | 1:41.419 | | 12:32:40.907 |
| 8 | 1:42.404 | +0.985 | 12:34:23.311 |
| 9 | 1:41.597 | +0.178 | 12:36:04.908 |
| 10 | 1:43.735 | +2.316 | 12:37:48.643 |
| 11 | 1:43.184 | +1.765 | 12:39:31.827 |
| 12 | 1:44.089 | +2.670 | 12:41:15.916 |
| 13 | 1:44.920 | +3.501 | 12:43:00.836 |
| 14 | 1:45.632 | +4.213 | 12:44:46.468 |
| 15 | 1:51.907 | +10.488 | 12:46:38.375 |

| Vuelta | Tempo de vuelta | Dif. resp. 1° | Hora del día |
|------------------------------------|-----------------|---------------|--------------|
| (18) PERALES SALVADOR, RAUL | | | |
| 1 | | | 12:22:20.497 |
| 2 | 1:54.087 | +7.137 | 12:24:14.584 |
| 3 | 1:47.671 | +0.721 | 12:26:02.255 |
| 4 | 1:47.722 | +0.772 | 12:27:49.977 |
| 5 | 1:46.950 | | 12:29:36.927 |
| 6 | 1:47.803 | +0.853 | 12:31:24.730 |
| 7 | 1:49.576 | +2.626 | 12:33:14.306 |
| 8 | 1:50.160 | +3.210 | 12:35:04.466 |
| 9 | 1:49.448 | +2.498 | 12:36:53.914 |
| 10 | 1:49.481 | +2.531 | 12:38:43.395 |
| 11 | 1:49.769 | +2.819 | 12:40:33.164 |
| 12 | 1:50.245 | +3.295 | 12:42:23.409 |
| 13 | 1:49.714 | +2.764 | 12:44:13.123 |

| Vuelta | Tempo de vuelta | Dif. resp. 1° | Hora del día |
|------------------------------------|-----------------|---------------|--------------|
| 14 | 1:49.113 | +2.163 | 12:46:02.236 |
| 15 | 1:48.653 | +1.703 | 12:47:50.889 |
| (191) SANCHEZ MARTIN, RUBEN | | | |
| 1 | | | 12:22:20.156 |
| 2 | 1:51.287 | +3.516 | 12:24:11.443 |
| 3 | 1:50.134 | +2.363 | 12:26:01.577 |
| 4 | 1:51.054 | +3.283 | 12:27:52.631 |
| 5 | 1:49.040 | +1.269 | 12:29:41.671 |
| 6 | 1:47.771 | | 12:31:29.442 |
| 7 | 1:48.303 | +0.532 | 12:33:17.745 |
| 8 | 1:49.551 | +1.780 | 12:35:07.296 |
| 9 | 1:50.748 | +2.977 | 12:36:58.044 |
| 10 | 1:50.997 | +3.226 | 12:38:49.041 |
| 11 | 1:49.436 | +1.665 | 12:40:38.477 |
| 12 | 1:49.143 | +1.372 | 12:42:27.620 |
| 13 | 1:49.332 | +1.561 | 12:44:16.952 |
| 14 | 1:51.379 | +3.608 | 12:46:08.331 |
| 15 | 1:49.510 | +1.739 | 12:47:57.841 |

| Vuelta | Tempo de vuelta | Dif. resp. 1° | Hora del día |
|----------------------------------|-----------------|---------------|--------------|
| (55) CHUECA GOMEZ, VICTOR | | | |
| 1 | | | 12:22:19.441 |
| 2 | 1:45.864 | | 12:24:05.305 |
| 3 | 1:54.351 | +8.487 | 12:25:59.656 |
| 4 | 1:47.484 | +1.620 | 12:27:47.140 |
| 5 | 1:48.748 | +2.884 | 12:29:35.888 |
| 6 | 1:50.051 | +4.187 | 12:31:25.939 |
| 7 | 1:49.892 | +4.028 | 12:33:15.831 |
| 8 | 1:49.323 | +3.459 | 12:35:05.154 |
| 9 | 1:50.911 | +5.047 | 12:36:56.065 |
| 10 | 1:51.632 | +5.768 | 12:38:47.697 |
| 11 | 1:50.085 | +4.221 | 12:40:37.782 |
| 12 | 1:48.614 | +2.750 | 12:42:26.396 |
| 13 | 1:49.988 | +4.124 | 12:44:16.384 |
| 14 | 1:51.417 | +5.553 | 12:46:07.801 |
| 15 | 1:51.899 | +6.035 | 12:47:59.700 |

| Vuelta | Tempo de vuelta | Dif. resp. 1° | Hora del día |
|---------------------------------------|-----------------|---------------|--------------|
| (25) LLUCH LIARTE, JUAN CARLOS | | | |
| 1 | | | 12:22:20.680 |
| 2 | 1:55.150 | +7.503 | 12:24:15.830 |
| 3 | 1:48.545 | +0.898 | 12:26:04.375 |
| 4 | 1:58.646 | +10.999 | 12:28:03.021 |
| 5 | 1:47.647 | | 12:29:50.668 |
| 6 | 1:48.599 | +0.952 | 12:31:39.267 |
| 7 | 1:48.154 | +0.507 | 12:33:27.421 |
| 8 | 1:49.798 | +2.151 | 12:35:17.219 |
| 9 | 1:49.588 | +1.941 | 12:37:06.807 |
| 10 | 1:48.878 | +1.231 | 12:38:55.685 |
| 11 | 1:50.399 | +2.752 | 12:40:46.084 |
| 12 | 1:50.050 | +2.403 | 12:42:36.134 |
| 13 | 1:51.416 | +3.769 | 12:44:27.550 |
| 14 | 1:51.273 | +3.626 | 12:46:18.823 |
| 15 | 2:06.928 | +19.281 | 12:48:25.751 |

| Vuelta | Tempo de vuelta | Dif. resp. 1° | Hora del día |
|------------------------------------|-----------------|---------------|--------------|
| (70) SANCHEZ MARTIN, HECTOR | | | |
| 1 | | | 12:22:19.508 |
| 2 | 1:53.206 | +2.785 | 12:24:12.714 |
| 3 | 1:51.121 | +0.700 | 12:26:03.835 |
| 4 | 1:52.348 | +1.927 | 12:27:56.183 |
| 5 | 1:50.421 | | 12:29:46.604 |
| 6 | 1:51.464 | +1.043 | 12:31:38.068 |
| 7 | 1:53.900 | +3.479 | 12:33:31.968 |
| 8 | 1:53.347 | +2.926 | 12:35:25.315 |
| 9 | 1:52.824 | +2.403 | 12:37:18.139 |
| 10 | 1:53.278 | +2.857 | 12:39:11.417 |
| 11 | 1:53.379 | +2.958 | 12:41:04.796 |

| Vuelta | Tempo de vuelta | Dif. resp. 1° | Hora del día |
|--------------------------------------|-----------------|---------------|--------------|
| 12 | 1:56.365 | +5.944 | 12:43:01.161 |
| 13 | 1:56.152 | +5.731 | 12:44:57.313 |
| 14 | 1:57.414 | +6.993 | 12:46:54.727 |
| (994) SIERRA SANCHEZ, ALBERTO | | | |
| 1 | | | 12:22:20.527 |
| 2 | 1:58.916 | +7.277 | 12:24:19.443 |
| 3 | 1:53.659 | +2.020 | 12:26:13.102 |
| 4 | 1:52.920 | +1.281 | 12:28:06.022 |
| 5 | 1:53.162 | +1.523 | 12:29:59.184 |
| 6 | 1:51.639 | | 12:31:50.823 |
| 7 | 1:54.591 | +2.952 | 12:33:45.414 |
| 8 | 1:53.133 | +1.494 | 12:35:38.547 |
| 9 | 1:53.165 | +1.526 | 12:37:31.712 |
| 10 | 1:53.718 | +2.079 | 12:39:25.430 |
| 11 | 1:56.903 | +5.264 | 12:41:22.333 |
| 12 | 1:54.712 | +3.073 | 12:43:17.045 |
| 13 | 1:53.023 | +1.384 | 12:45:10.068 |
| 14 | 1:55.911 | +4.272 | 12:47:05.979 |

| Vuelta | Tempo de vuelta | Dif. resp. 1° | Hora del día |
|---------------------------------|-----------------|---------------|--------------|
| (49) SUBIAS SORIA, JORGE | | | |
| 1 | | | 12:22:19.843 |
| 2 | 2:17.385 | +26.402 | 12:24:37.228 |
| 3 | 1:53.432 | +2.449 | 12:26:30.660 |
| 4 | 1:51.324 | +0.341 | 12:28:21.984 |
| 5 | 1:52.289 | +1.306 | 12:30:14.273 |
| 6 | 1:52.967 | +1.984 | 12:32:07.240 |
| 7 | 1:52.735 | +1.752 | 12:33:59.975 |
| 8 | 1:53.115 | +2.132 | 12:35:53.090 |
| 9 | 1:52.377 | +1.394 | 12:37:45.467 |
| 10 | 1:55.140 | +4.157 | 12:39:40.607 |
| 11 | 1:53.167 | +2.184 | 12:41:33.774 |
| 12 | 1:51.286 | +0.303 | 12:43:25.060 |
| 13 | 1:51.277 | +0.294 | 12:45:16.337 |
| 14 | 1:50.983 | | 12:47:07.320 |

| Vuelta | Tempo de vuelta | Dif. resp. 1° | Hora del día |
|---|-----------------|---------------|--------------|
| (50) GRACIA GIMENO, EMILIO JESUS | | | |
| 1 | | | 12:22:20.129 |
| 2 | 1:55.444 | +4.053 | 12:24:15.573 |
| 3 | 1:53.212 | +1.821 | 12:26:08.785 |
| 4 | 1:59.396 | +8.005 | 12:28:08.181 |
| 5 | 1:51.391 | | 12:29:59.572 |
| 6 | 1:52.846 | +1.455 | 12:31:52.418 |
| 7 | 1:52.589 | +1.198 | 12:33:45.007 |
| 8 | 1:52.560 | +1.169 | 12:35:37.567 |
| 9 | 1:53.799 | +2.408 | 12:37:31.366 |
| 10 | 1:56.613 | +5.222 | 12:39:27.979 |
| 11 | 1:58.320 | +6.929 | 12:41:26.299 |
| 12 | 1:55.264 | +3.873 | 12:43:21.563 |
| 13 | 1:54.698 | +3.307 | 12:45:16.261 |
| 14 | 1:58.924 | +7.533 | 12:47:15.185 |

| Vuelta | Tempo de vuelta | Dif. resp. 1° | Hora del día |
|-----------------------------------|-----------------|---------------|--------------|
| (84) LANZAN CHUECA, ADOLFO | | | |
| 1 | | | 12:22:20.404 |
| 2 | 2:02.384 | +7.529 | 12:24:22.788 |
| 3 | 1:56.256 | +1.401 | 12:26:19.044 |
| 4 | 1:55.528 | +0.673 | 12:28:14.572 |
| 5 | 1:55.534 | +0.679 | 12:30:10.106 |
| 6 | 1:54.855 | | 12:32:04.961 |
| 7 | 1:58.245 | +3.390 | 12:34:03.206 |
| 8 | 1:55.739 | +0.884 | 12:35:58.945 |
| 9 | 1:57.280 | +2.425 | 12:37:56.225 |
| 10 | 1:55.203 | +0.348 | 12:39:51.428 |
| 11 | 1:56.117 | +1.262 | 12:41:47.545 |
| 12 | 1:57.086 | +2.231 | 12:43:44.631 |

Cto. Aragón MX, San Lorenzo

MX-Master 30/45

Tierz 1,265 km

Segunda Manga

05/08/2018 11:15

Carrera (20:00 y 2 Vueltas) iniciado a 12:22:14

| Vuelta | Tempo de vuelta | Dif. resp. 1° | Hora del día |
|--------|-----------------|---------------|--------------|
| 14 | 1:59.140 | +4.285 | 12:47:42.987 |

(78) MATEO LOPEZ, ANTONIO

| Vuelta | Tempo de vuelta | Dif. resp. 1° | Hora del día |
|--------|-----------------|---------------|--------------|
| 1 | | | 12:22:21.173 |
| 2 | 2:06.536 | +12.215 | 12:24:27.709 |
| 3 | 1:56.181 | +1.860 | 12:26:23.890 |
| 4 | 1:54.321 | | 12:28:18.211 |
| 5 | 1:57.827 | +3.506 | 12:30:16.038 |
| 6 | 1:57.055 | +2.734 | 12:32:13.093 |
| 7 | 1:55.275 | +0.954 | 12:34:08.368 |
| 8 | 2:00.382 | +6.061 | 12:36:08.750 |
| 9 | 1:56.816 | +2.495 | 12:38:05.566 |
| 10 | 1:57.336 | +3.015 | 12:40:02.902 |
| 11 | 1:59.127 | +4.806 | 12:42:02.029 |
| 12 | 1:59.449 | +5.128 | 12:44:01.478 |
| 13 | 1:59.179 | +4.858 | 12:46:00.657 |
| 14 | 2:03.459 | +9.138 | 12:48:04.116 |

(72) TORRES ROMERO, PABLO

| Vuelta | Tempo de vuelta | Dif. resp. 1° | Hora del día |
|--------|-----------------|---------------|--------------|
| 1 | | | 12:22:20.380 |
| 2 | 2:54.754 | +57.399 | 12:25:15.134 |
| 3 | 1:59.635 | +2.280 | 12:27:14.769 |
| 4 | 1:58.670 | +1.315 | 12:29:13.439 |
| 5 | 1:58.739 | +1.384 | 12:31:12.178 |
| 6 | 1:57.851 | +0.496 | 12:33:10.029 |
| 7 | 1:59.485 | +2.130 | 12:35:09.514 |
| 8 | 1:59.182 | +1.827 | 12:37:08.696 |
| 9 | 1:58.028 | +0.673 | 12:39:06.724 |
| 10 | 2:01.037 | +3.682 | 12:41:07.761 |
| 11 | 1:58.104 | +0.749 | 12:43:05.865 |
| 12 | 1:59.573 | +2.218 | 12:45:05.438 |
| 13 | 1:57.355 | | 12:47:02.793 |

(5) CASTELLAR ABAD, ROBERTO

| Vuelta | Tempo de vuelta | Dif. resp. 1° | Hora del día |
|--------|-----------------|---------------|--------------|
| 1 | | | 12:22:22.361 |
| 2 | 2:05.197 | +3.194 | 12:24:27.558 |
| 3 | 2:03.092 | +1.089 | 12:26:30.650 |
| 4 | 2:02.556 | +0.553 | 12:28:33.206 |
| 5 | 2:02.003 | | 12:30:35.209 |
| 6 | 2:02.520 | +0.517 | 12:32:37.729 |
| 7 | 2:05.305 | +3.302 | 12:34:43.034 |
| 8 | 2:02.811 | +0.808 | 12:36:45.845 |
| 9 | 2:04.958 | +2.955 | 12:38:50.803 |
| 10 | 2:04.927 | +2.924 | 12:40:55.730 |
| 11 | 2:04.516 | +2.513 | 12:43:00.246 |
| 12 | 2:05.332 | +3.329 | 12:45:05.578 |
| 13 | 2:03.757 | +1.754 | 12:47:09.335 |

(22) MORENO SOLER, JOSE VICENTE

| Vuelta | Tempo de vuelta | Dif. resp. 1° | Hora del día |
|--------|-----------------|---------------|--------------|
| 1 | | | 12:22:21.432 |
| 2 | 2:12.002 | +11.554 | 12:24:33.434 |
| 3 | 2:00.448 | | 12:26:33.882 |
| 4 | 2:01.430 | +0.982 | 12:28:35.312 |
| 5 | 2:00.832 | +0.384 | 12:30:36.144 |
| 6 | 2:02.049 | +1.601 | 12:32:38.193 |
| 7 | 2:05.642 | +5.194 | 12:34:43.835 |
| 8 | 2:04.092 | +3.644 | 12:36:47.927 |
| 9 | 2:06.468 | +6.020 | 12:38:54.395 |
| 10 | 2:06.063 | +5.615 | 12:41:00.458 |
| 11 | 2:08.886 | +8.438 | 12:43:09.344 |
| 12 | 2:09.622 | +9.174 | 12:45:18.966 |
| 13 | 2:04.081 | +3.633 | 12:47:23.047 |

(228) MARI RAMON, SUSANA

| Vuelta | Tempo de vuelta | Dif. resp. 1° | Hora del día |
|--------|-----------------|---------------|--------------|
| 1 | | | 12:22:21.424 |
| 2 | 2:13.366 | +4.114 | 12:24:34.790 |

| Vuelta | Tempo de vuelta | Dif. resp. 1° | Hora del día |
|--------|-----------------|---------------|--------------|
| 3 | 2:09.252 | | 12:26:44.042 |
| 4 | 2:10.621 | +1.369 | 12:28:54.663 |
| 5 | 2:14.967 | +5.715 | 12:31:09.630 |
| 6 | 2:12.538 | +3.286 | 12:33:22.168 |
| 7 | 2:12.008 | +2.756 | 12:35:34.176 |
| 8 | 2:12.553 | +3.301 | 12:37:46.729 |
| 9 | 2:15.774 | +6.522 | 12:40:02.503 |
| 10 | 2:12.241 | +2.989 | 12:42:14.744 |
| 11 | 2:20.165 | +10.913 | 12:44:34.909 |
| 12 | 2:17.066 | +7.814 | 12:46:51.975 |

(960) KOTELNYKOV, VOLODYMYR

| Vuelta | Tempo de vuelta | Dif. resp. 1° | Hora del día |
|--------|-----------------|---------------|--------------|
| 1 | | | 12:22:22.584 |
| 2 | 2:28.933 | +8.842 | 12:24:51.517 |
| 3 | 2:25.991 | +5.900 | 12:27:17.508 |
| 4 | 2:26.217 | +6.126 | 12:29:43.725 |
| 5 | 2:41.516 | +21.425 | 12:32:25.241 |
| 6 | 2:21.396 | +1.305 | 12:34:46.637 |
| 7 | 2:21.796 | +1.705 | 12:37:08.433 |
| 8 | 2:26.401 | +6.310 | 12:39:34.834 |
| 9 | 2:20.091 | | 12:41:54.925 |
| 10 | 3:23.575 | +1:03.484 | 12:45:18.500 |
| 11 | 2:27.418 | +7.327 | 12:47:45.918 |

(21) GALI HERNANDEZ, JORGE

| Vuelta | Tempo de vuelta | Dif. resp. 1° | Hora del día |
|--------|-----------------|---------------|--------------|
| 1 | | | 12:22:19.501 |
| 2 | 1:44.173 | +0.961 | 12:24:03.674 |
| 3 | 1:43.562 | +0.350 | 12:25:47.236 |
| 4 | 1:43.212 | | 12:27:30.448 |
| 5 | 1:44.482 | +1.270 | 12:29:14.930 |
| 6 | 1:46.826 | +3.614 | 12:31:01.756 |
| 7 | 1:46.848 | +3.636 | 12:32:48.604 |
| 8 | 1:50.410 | +7.198 | 12:34:39.014 |
| 9 | 2:13.059 | +29.847 | 12:36:52.073 |

Jefe de cronometraje

Director de Carrera



Orbits



Cto. Aragón MX, San Lorenzo

MX-Master 30/45

Tierz 1,265 km

Final MX-Master 30/45

| Pos. | Nº | Nombre | Total puntos | 1ªM | 2ªM | Nº Lic. | Mejor Tº | total Club | Equipo | Marca |
|------------------|-----|-----------------------------|--------------|-----|-----|----------|----------|-------------------|--------|--------------|
| Master-30 | | | | | | | | | | |
| 1 | 914 | BAZAN GODOY, HECTOR GABRIEL | 47 | 22 | 25 | 53816-Z | 1:41.358 | Mc. Zuera | | HONDA |
| 2 | 89 | MORO SALES, CARLOS | 47 | 25 | 22 | 53666-Z | 1:41.414 | Esc. A Full | | |
| 3 | 191 | SANCHEZ MARTIN, RUBEN | 36 | 16 | 20 | 53629-TE | 1:47.228 | MX Villarquemad | | |
| 4 | 55 | CHUECA GOMEZ, VICTOR | 36 | 18 | 18 | 54088-Z | 1:44.990 | Esc. A Full | | HONDA |
| 5 | 70 | SANCHEZ MARTIN, HECTOR | 31 | 15 | 16 | 53642-TE | 1:50.214 | MX Villarquemad | | |
| 6 | 994 | SIERRA SANCHEZ, ALBERTO | 29 | 14 | 15 | 53765-TE | 1:51.639 | MX Villarquemad | | |
| 7 | 50 | GRACIA GIMENO, EMILIO JESUS | 26 | 13 | 13 | 53623-Z | 1:51.391 | Mc. Zuera | | KAWASAKI-NAV |
| 8 | 84 | LANZAN CHUECA, ADOLFO | 23 | 11 | 12 | 53758-Z | 1:54.844 | Mc. Salvador | | SUZUKI |
| 9 | 78 | MATEO LOPEZ, ANTONIO | 23 | 12 | 11 | 53545-Z | 1:53.067 | Mc. Salvador | | YAMAHA |
| 10 | 21 | GALI HERNANDEZ, JORGE | 20 | 20 | 0 | 53581-TE | 1:44.302 | MX Villarquemad | | SUZUKI |
| 11 | 5 | CASTELLAR ABAD, ROBERTO | 20 | 10 | 10 | 54089-HU | 1:58.699 | Pm. Oscense | | HONDA |
| 12 | 228 | MARI RAMON, SUSANA | 18 | 9 | 9 | 66462-IB | 2:03.264 | Mc. Formentera-E | | SUZUKI |
| 13 | 49 | SUBIAS SORIA, JORGE | 14 | 0 | 14 | 53687-Z | 1:50.983 | A. D. Aragon Spo | | |
| NT | 51 | FERNANDEZ GARCIA, CESAR | 0 | 0 | 0 | 138250-B | | Mc MXPro | | |
| Master-45 | | | | | | | | | | |
| 1 | 74 | REY ALLUE, JUAN CARLOS | 50 | 25 | 25 | 53660-HU | 1:39.951 | Sinesponsor Racir | | KAWASAKI |
| 2 | 18 | PERALES SALVADOR, RAUL | 44 | 22 | 22 | 53688-TE | 1:46.950 | Los Mañicos | | HUSQVARNA |
| 3 | 25 | LLUCH LIARTE, JUAN CARLOS | 40 | 20 | 20 | 53567-Z | 1:47.647 | Mc. Zuera | | KTM |
| 4 | 72 | TORRES ROMERO, PABLO | 36 | 18 | 18 | 53716-Z | 1:55.324 | Mc. Zuera | | |
| 5 | 22 | MORENO SOLER, JOSE VICENTE | 32 | 16 | 16 | 53578-Z | 2:00.448 | Mc. Zuera | | KAWASAKI |
| 6 | 960 | KOTELNYKOV, VOLODYMIR | 30 | 15 | 15 | 249015-V | 2:18.876 | MC Traiguera | | HONDA |

Jefe de cronometraje

Orbits

Director de Carrera

