

Camp. Aragón MX, Memorial Gaibar-Mir

Clasificado por mejor tiempo de vuelta

MX-1 / MX-2

Motorland - MX 0,000 km

Entrenos Oficiales

20/12/2015 10:30

Clasificación (15:00 Tiempo) iniciado a 10:29:25

Pos.	N°	Name	Mejor Tm	Diff. 1°	Total T°	EnV.	Club	Equipo
1	51	CASTRO ORTEGA, SERGIO	1:33.233		15:00.269	8	Mc Cifuentes	
2	66	ALFARO ZORZANO, JAVIER	1:39.267	6.034	15:15.284	4	MOTOCUB RACING NOR1	
3	99	BERNADAUS VILLANUA, ANDRES	1:39.312	6.079	15:29.052	6	Mc. Vallemesa	
4	85	GONZALEZ BAILON, ELIAS	1:39.343	6.110	15:11.996	8	Mc. Calatayud	
5	80	BELLIDO PARDO, FERNANDO	1:39.910	6.677	16:06.867	7	Tauste Mc.	
6	98	VALERA RODRIGUEZ, SERGIO	1:40.630	7.397	17:31.670	6	Mc. Zuera	
7	60	URGEL HERNANDO, AARON	1:40.800	7.567	16:16.366	3	Mc. Calatayud	
8	39	LOPEZ MARTIN, YOEL	1:41.074	7.841	16:42.377	5	Mc. Zuera	
9	224	ARMENGOL OLIVA, JORGE	1:42.884	9.651	16:25.594	8	Mc. Bajo Aragón	
10	10	JIMENEZ JIMENEZ, DAVID	1:44.276	11.043	16:50.174	6	Mc. La Aldea	
11	7	FERNANDEZ GARCIA, CESAR	1:44.406	11.173	16:29.732	7	Esc. A Full	
12	30	TOLON PEREZ, MARCO	1:46.838	13.605	16:22.938	3	Correcaminos Mc.	
13	57	MUNERA LORIENTE, SERGIO	1:47.684	14.451	15:32.293	8	Pm. Oscense	
14	7	FERNANDEZ GARCIA, CESAR				0	Esc. A Full	

Márgen de victoria	Velocidad media	Mejor t° de vuelta	Mejor Vel.	Mejor vuelta para
51.583	-	1:33.233	-	51 - CASTRO ORTEGA, SERGIO

Jefe de cronometraje

Orbits

Director de Carrera

Camp. Aragón MX, Memorial Gaibar-Mir

Clasificado por vueltas

MX-1 / MX-2

Motorland - MX 0,000 km

Primera Manga

20/12/2015 12:25

Carrera (20:00 y 2 Vueltas) iniciado a 12:20:56

Pos.	N°	Name	V.	Total T°	Diff.1°	Mejor Tm	Marca	Equipo
MX-1								
1	51	CASTRO ORTEGA, SERGIO	15	24:14.022		1:34.796	YAMAHA	
2	66	ALFARO ZORZANO, JAVIER	15	26:10.677	1:56.655	1:40.072	KTM	
3	7	FERNANDEZ GARCIA, CESAR	14	24:17.070	1 Vuelta	1:41.730		
4	85	GONZALEZ BAILON, ELIAS	14	24:17.441	1 Vuelta	1:41.569	KAWASAKI	
5	98	VALERA RODRIGUEZ, SERGIO	14	24:30.830	1 Vuelta	1:41.877	KAWASAKI	
6	99	BERNADAUS VILLANUA, ANDRES	14	24:37.250	1 Vuelta	1:42.456		
7	80	BELLIDO PARDO, FERNANDO	14	24:39.252	1 Vuelta	1:43.003	KAWASAKI	
8	39	LOPEZ MARTIN, YOEL	14	24:52.188	1 Vuelta	1:44.394		
9	60	URGEL HERNANDO, AARON	14	25:02.395	1 Vuelta	1:42.130		
10	10	JIMENEZ JIMENEZ, DAVID	14	25:31.591	1 Vuelta	1:44.839	KTM	
11	57	MUNERA LORIENTE, SERGIO	14	25:37.187	1 Vuelta	1:45.679		

No clasificado

NT	7	FERNANDEZ GARCIA, CESAR			NT			
----	---	-------------------------	--	--	----	--	--	--

MX-2

1	224	ARMENGOL OLIVA, JORGE	14	24:38.373		1:43.876		
2	30	TOLON PEREZ, MARCO	13	26:11.082	1 Vuelta	1:51.548	HONDA	

Márgen de victoria	Velocidad media	Mejor t° de vuelta	Mejor Vel.	Mejor vuelta para
1:56.655	-	1:34.796	-	51 - CASTRO ORTEGA, SERGIO

Jefe de cronometraje	Orbits
Director de Carrera	

Camp. Aragón MX, Memorial Gaibar-Mir

MX-1 / MX-2

Motorland - MX 0,000 km

Primera Manga

20/12/2015 12:25

Carrera (20:00 y 2 Vueltas) iniciado a 12:20:56

Lap	Lap Tm	Diff	Time of Day
(51) CASTRO ORTEGA, SERGIO			
1	1:34.796		12:22:34.136
2	1:35.137	+0.341	12:24:09.273
3	1:36.025	+1.229	12:25:45.298
4	1:36.832	+2.036	12:27:22.130
5	1:36.786	+1.990	12:28:58.916
6	1:36.450	+1.654	12:30:35.366
7	1:37.127	+2.331	12:32:12.493
8	1:37.315	+2.519	12:33:49.808
9	1:38.047	+3.251	12:35:27.855
10	1:36.834	+2.038	12:37:04.689
11	1:37.143	+2.347	12:38:41.832
12	1:37.522	+2.726	12:40:19.354
13	1:36.196	+1.400	12:41:55.550
14	1:36.555	+1.759	12:43:32.105
15	1:38.272	+3.476	12:45:10.377

Lap	Lap Tm	Diff	Time of Day
(66) ALFARO ZORZANO, JAVIER			
1	1:40.072		12:22:39.979
2	1:40.157	+0.085	12:24:20.136
3	1:51.587	+11.515	12:26:11.723
4	1:41.963	+1.891	12:27:53.686
5	1:43.464	+3.392	12:29:37.150
6	1:42.546	+2.474	12:31:19.696
7	1:42.130	+2.058	12:33:01.826
8	1:42.927	+2.855	12:34:44.753
9	1:43.751	+3.679	12:36:28.504
10	1:44.063	+3.991	12:38:12.567
11	1:44.477	+4.405	12:39:57.044
12	1:43.746	+3.674	12:41:40.790
13	1:43.654	+3.582	12:43:24.444
14	1:43.510	+3.438	12:45:07.954
15	1:59.078	+19.006	12:47:07.032

Lap	Lap Tm	Diff	Time of Day
(7) FERNANDEZ GARCIA, CESAR			
1	1:44.109	+2.379	12:22:44.518
2	1:41.730		12:24:26.248
3	1:43.382	+1.652	12:26:09.630
4	1:44.598	+2.868	12:27:54.228
5	1:43.665	+1.935	12:29:37.893
6	1:44.177	+2.447	12:31:22.070
7	1:43.525	+1.795	12:33:05.595
8	1:44.908	+3.178	12:34:50.503
9	1:44.099	+2.369	12:36:34.602
10	1:43.009	+1.279	12:38:17.611
11	1:44.561	+2.831	12:40:02.172
12	1:43.474	+1.744	12:41:45.646
13	1:42.808	+1.078	12:43:28.454
14	1:44.971	+3.241	12:45:13.425

Lap	Lap Tm	Diff	Time of Day
(85) GONZALEZ BAILON, ELIAS			
1	1:41.569		12:22:41.541
2	1:42.866	+1.297	12:24:24.407
3	1:44.496	+2.927	12:26:08.903
4	1:44.259	+2.690	12:27:53.162
5	1:43.622	+2.053	12:29:36.784
6	1:44.165	+2.596	12:31:20.949
7	1:43.991	+2.422	12:33:04.940
8	1:44.998	+3.429	12:34:49.938
9	1:46.545	+4.976	12:36:36.483
10	1:42.317	+0.748	12:38:18.800
11	1:43.849	+2.280	12:40:02.649
12	1:44.326	+2.757	12:41:46.975
13	1:43.188	+1.619	12:43:30.163
14	1:43.633	+2.064	12:45:13.796

Lap	Lap Tm	Diff	Time of Day
(98) VALERA RODRIGUEZ, SERGIO			
1	1:41.877		12:22:42.035
2	1:42.887	+1.010	12:24:24.922
3	1:44.074	+2.197	12:26:08.996
4	1:44.190	+2.313	12:27:53.186
5	1:44.120	+2.243	12:29:37.306
6	1:44.014	+2.137	12:31:21.320
7	1:43.549	+1.672	12:33:04.869
8	1:45.216	+3.339	12:34:50.085
9	1:46.624	+4.747	12:36:36.709
10	1:46.525	+4.648	12:38:23.234
11	1:45.750	+3.873	12:40:08.984
12	1:45.345	+3.468	12:41:54.329
13	1:45.024	+3.147	12:43:39.353
14	1:47.832	+5.955	12:45:27.185

Lap	Lap Tm	Diff	Time of Day
(99) BERNADAUS VILLANUA, ANDRES			
1	1:46.592	+4.136	12:22:46.892
2	1:45.158	+2.702	12:24:32.050
3	1:42.456		12:26:14.506
4	1:42.575	+0.119	12:27:57.081
5	1:43.477	+1.021	12:29:40.558
6	1:43.971	+1.515	12:31:24.529
7	1:43.572	+1.116	12:33:08.101
8	1:43.716	+1.260	12:34:51.817
9	1:45.850	+3.394	12:36:37.667
10	1:44.868	+2.412	12:38:22.535
11	1:42.803	+0.347	12:40:05.338
12	1:43.388	+0.932	12:41:48.726
13	1:58.617	+16.161	12:43:47.343
14	1:46.262	+3.806	12:45:33.605

Lap	Lap Tm	Diff	Time of Day
(224) ARMENGOL OLIVA, JORGE			
1	1:49.605	+5.729	12:22:50.049
2	1:44.263	+0.387	12:24:34.312
3	1:43.876		12:26:18.188
4	1:45.390	+1.514	12:28:03.578
5	1:43.900	+0.024	12:29:47.478
6	1:44.275	+0.399	12:31:31.753
7	1:44.583	+0.707	12:33:16.336
8	1:44.864	+0.988	12:35:01.200
9	1:44.883	+1.007	12:36:46.083
10	1:45.147	+1.271	12:38:31.230
11	1:45.995	+2.119	12:40:17.225
12	1:45.465	+1.589	12:42:02.690
13	1:45.344	+1.468	12:43:48.034
14	1:46.694	+2.818	12:45:34.728

Lap	Lap Tm	Diff	Time of Day
(80) BELLIDO PARDO, FERNANDO			
1	1:44.006	+1.003	12:22:44.239
2	1:43.873	+0.870	12:24:28.112
3	1:43.003		12:26:11.115
4	1:44.329	+1.326	12:27:55.444
5	1:43.434	+0.431	12:29:38.878
6	1:47.578	+4.575	12:31:26.456
7	1:45.126	+2.123	12:33:11.582
8	1:45.949	+2.946	12:34:57.531
9	1:47.185	+4.182	12:36:44.716
10	1:45.587	+2.584	12:38:30.303
11	1:46.303	+3.300	12:40:16.606
12	1:45.470	+2.467	12:42:02.076
13	1:47.367	+4.364	12:43:49.443
14	1:46.164	+3.161	12:45:35.607

Lap	Lap Tm	Diff	Time of Day
(39) LOPEZ MARTIN, YOEL			
1	1:53.051	+1.503	12:22:53.975
2	1:51.548		12:24:45.523

Lap	Lap Tm	Diff	Time of Day
1	1:48.895	+4.501	12:22:49.324
2	1:45.837	+1.443	12:24:35.161
3	1:44.394		12:26:19.555
4	1:45.646	+1.252	12:28:05.201
5	1:45.166	+0.772	12:29:50.367
6	1:46.079	+1.685	12:31:36.446
7	1:45.483	+1.089	12:33:21.929
8	1:45.193	+0.799	12:35:07.122
9	1:46.516	+2.122	12:36:53.638
10	1:45.946	+1.552	12:38:39.584
11	1:48.244	+3.850	12:40:27.828
12	1:46.807	+2.413	12:42:14.635
13	1:46.861	+2.467	12:44:01.496
14	1:47.047	+2.653	12:45:48.543

Lap	Lap Tm	Diff	Time of Day
(60) URGEL HERNANDO, AARON			
1	1:46.962	+4.832	12:22:47.645
2	1:42.130		12:24:29.775
3	1:42.554	+0.424	12:26:12.329
4	1:43.616	+1.486	12:27:55.945
5	1:43.509	+1.379	12:29:39.454
6	1:45.482	+3.352	12:31:24.936
7	1:44.429	+2.299	12:33:09.365
8	1:47.128	+4.998	12:34:56.493
9	1:46.265	+4.135	12:36:42.758
10	1:49.036	+6.906	12:38:31.794
11	1:52.622	+10.492	12:40:24.416
12	1:48.002	+5.872	12:42:12.418
13	1:47.567	+5.437	12:43:59.985
14	1:58.765	+16.635	12:45:58.750

Lap	Lap Tm	Diff	Time of Day
(10) JIMENEZ JIMENEZ, DAVID			
1	1:46.210	+1.371	12:22:46.590
2	1:44.839		12:24:31.429
3	1:45.766	+0.927	12:26:17.195
4	1:45.732	+0.893	12:28:02.927
5	1:46.805	+1.966	12:29:49.732
6	1:45.048	+0.209	12:31:34.780
7	1:56.101	+11.262	12:33:30.881
8	1:50.366	+5.527	12:35:21.247
9	1:54.566	+9.727	12:37:15.813
10	1:51.878	+7.039	12:39:07.691
11	1:49.506	+4.667	12:40:57.197
12	1:49.384	+4.545	12:42:46.581
13	1:49.251	+4.412	12:44:35.832
14	1:52.114	+7.275	12:46:27.946

Lap	Lap Tm	Diff	Time of Day
(57) MUNERA LORIENTE, SERGIO			
1	1:50.148	+4.469	12:22:50.378
2	1:45.679		12:24:36.057
3	1:45.868	+0.189	12:26:21.925
4	1:46.452	+0.773	12:28:08.377
5	1:48.818	+3.139	12:29:57.195
6	1:50.919	+5.240	12:31:48.114
7	1:50.089	+4.410	12:33:38.203
8	1:51.539	+5.860	12:35:29.742
9	1:50.422	+4.743	12:37:20.164
10	1:50.575	+4.896	12:39:10.739
11	1:50.453	+4.774	12:41:01.192
12	1:50.911	+5.232	12:42:52.103
13	1:50.995	+5.316	12:44:43.098
14	1:50.444	+4.765	12:46:33.542

Lap	Lap Tm	Diff	Time of Day
(30) TOLON PEREZ, MARCO			
1	1:53.051	+1.503	12:22:53.975
2	1:51.548		12:24:45.523

Jefe de cronometraje

Orbits

Director de Carrera



Camp. Aragón MX, Memorial Gaibar-Mir

MX-1 / MX-2

Motorland - MX 0,000 km

Primera Manga

20/12/2015 12:25

Carrera (20:00 y 2 Vueltas) iniciado a 12:20:56

Lap	Lap Tm	Diff	Time of Day
3	1:52.332	+0.784	12:26:37.855
4	1:54.014	+2.466	12:28:31.869
5	1:57.725	+6.177	12:30:29.594
6	1:58.169	+6.621	12:32:27.763
7	1:57.691	+6.143	12:34:25.454
8	2:00.183	+8.635	12:36:25.637
9	2:13.029	+21.481	12:38:38.666
10	2:06.404	+14.856	12:40:45.070
11	2:07.107	+15.559	12:42:52.177
12	2:03.218	+11.670	12:44:55.395
13	2:12.042	+20.494	12:47:07.437

Lap	Lap Tm	Diff	Time of Day
-----	--------	------	-------------

Lap	Lap Tm	Diff	Time of Day
-----	--------	------	-------------

Jefe de cronometraje

Orbits

Director de Carrera



Camp. Aragón MX, Memorial Gaibar-Mir

Clasificado por vueltas

MX-1 / MX-2

Motorland - MX 0,000 km

Segunda Manga

20/12/2015 14:25

Carrera (20:00 y 2 Vueltas) iniciado a 14:25:32

Pos.	Nº	Name	V.	Total T°	Diff.1°	Mejor Tm	Marca	Equipo
MX-1								
1	51	CASTRO ORTEGA, SERGIO	15	24:18.353		1:35.329	YAMAHA	
2	66	ALFARO ZORZANO, JAVIER	14	24:22.671	1 Vuelta	1:42.769	KTM	
3	98	VALERA RODRIGUEZ, SERGIO	14	24:24.557	1 Vuelta	1:43.142	KAWASAKI	
4	85	GONZALEZ BAILON, ELIAS	14	24:33.109	1 Vuelta	1:41.588	KAWASAKI	
5	80	BELLIDO PARDO, FERNANDO	14	24:36.307	1 Vuelta	1:43.254	KAWASAKI	
6	7	FERNANDEZ GARCIA, CESAR	14	24:42.076	1 Vuelta	1:43.416		
7	914	BAZAN GODOY, HECTOR GABRIE	14	24:43.012	1 Vuelta	1:43.391	HONDA	
8	39	LOPEZ MARTIN, YOEL	14	24:45.474	1 Vuelta	1:44.113		
9	10	JIMENEZ JIMENEZ, DAVID	14	25:27.376	1 Vuelta	1:46.449	KTM	
10	57	MUNERA LORIENTE, SERGIO	14	25:42.649	1 Vuelta	1:46.293		
No clasificado								
NT	60	URGEL HERNANDO, AARON	6	10:53.703	NT	1:44.133		
NT	99	BERNADAUS VILLANUA, ANDRES	4	7:05.601	NT	1:42.776		
NT	3	ARGUILE MARTINEZ, AUGUSTO	4	7:21.530	NT	1:47.474	KAWASAKI	
NT	7	FERNANDEZ GARCIA, CESAR			NT			
MX-2								
1	224	ARMENGOL OLIVA, JORGE	14	25:14.659		1:43.559		
2	30	TOLON PEREZ, MARCO	12	24:30.489	2 Vueltas	1:54.440	HONDA	

Márgen de victoria	Velocidad media	Mejor t° de vuelta	Mejor Vel.	Mejor vuelta para
1 Vuelta	-	1:35.329	-	51 - CASTRO ORTEGA, SERGIO

Jefe de cronometraje

Orbits

Director de Carrera

Camp. Aragón MX, Memorial Gaibar-Mir

MX-1 / MX-2

Motorland - MX 0,000 km

Segunda Manga

20/12/2015 14:25

Carrera (20:00 y 2 Vueltas) iniciado a 14:25:32

Lap	Lap Tm	Diff	Time of Day
(51) CASTRO ORTEGA, SERGIO			
1	1:35.731	+0.402	14:27:12.322
2	1:36.155	+0.826	14:28:48.477
3	1:35.329		14:30:23.806
4	1:35.348	+0.019	14:31:59.154
5	1:36.072	+0.743	14:33:35.226
6	1:35.994	+0.665	14:35:11.220
7	1:37.648	+2.319	14:36:48.868
8	1:37.327	+1.998	14:38:26.195
9	1:38.865	+3.536	14:40:05.060
10	1:37.470	+2.141	14:41:42.530
11	1:37.612	+2.283	14:43:20.142
12	1:38.887	+3.558	14:44:59.029
13	1:37.546	+2.217	14:46:36.575
14	1:37.752	+2.423	14:48:14.327
15	1:36.316	+0.987	14:49:50.643

Lap	Lap Tm	Diff	Time of Day
(66) ALFARO ZORZANO, JAVIER			
1	1:42.769		14:27:19.894
2	1:45.162	+2.393	14:29:05.056
3	1:44.203	+1.434	14:30:49.259
4	1:43.703	+0.934	14:32:32.962
5	1:44.065	+1.296	14:34:17.027
6	1:42.996	+0.227	14:36:00.023
7	1:44.777	+2.008	14:37:44.800
8	1:44.324	+1.555	14:39:29.124
9	1:43.979	+1.210	14:41:13.103
10	1:44.365	+1.596	14:42:57.468
11	1:44.543	+1.774	14:44:42.011
12	1:44.304	+1.535	14:46:26.315
13	1:44.208	+1.439	14:48:10.523
14	1:44.438	+1.669	14:49:54.961

Lap	Lap Tm	Diff	Time of Day
(98) VALERA RODRIGUEZ, SERGIO			
1	1:43.142		14:27:20.414
2	1:44.105	+0.963	14:29:04.519
3	1:44.072	+0.930	14:30:48.591
4	1:43.961	+0.819	14:32:32.552
5	1:43.377	+0.235	14:34:15.929
6	1:43.167	+0.025	14:35:59.096
7	1:46.446	+3.304	14:37:45.542
8	1:45.214	+2.072	14:39:30.756
9	1:44.851	+1.709	14:41:15.607
10	1:45.109	+1.967	14:43:00.716
11	1:43.960	+0.818	14:44:44.676
12	1:44.020	+0.878	14:46:28.696
13	1:44.071	+0.929	14:48:12.767
14	1:44.080	+0.938	14:49:56.847

Lap	Lap Tm	Diff	Time of Day
(85) GONZALEZ BAILON, ELIAS			
1	1:41.588		14:27:18.688
2	1:45.238	+3.650	14:29:03.926
3	1:44.036	+2.448	14:30:47.962
4	1:44.208	+2.620	14:32:32.170
5	1:42.778	+1.190	14:34:14.948
6	1:43.582	+1.994	14:35:58.530
7	1:45.932	+4.344	14:37:44.462
8	1:46.190	+4.602	14:39:30.652
9	1:44.578	+2.990	14:41:15.230
10	1:46.447	+4.859	14:43:01.677
11	1:46.005	+4.417	14:44:47.682
12	1:46.434	+4.846	14:46:34.116
13	1:45.719	+4.131	14:48:19.835
14	1:45.564	+3.976	14:50:05.399

Lap	Lap Tm	Diff	Time of Day
(80) BELLIDO PARDO, FERNANDO			
1	1:44.333	+1.079	14:27:21.502
2	1:45.301	+2.047	14:29:06.803
3	1:44.630	+1.376	14:30:51.433
4	1:44.325	+1.071	14:32:35.758
5	1:44.537	+1.283	14:34:20.295
6	1:43.254		14:36:03.549
7	1:44.101	+0.847	14:37:47.650
8	1:44.134	+0.880	14:39:31.784
9	1:44.952	+1.698	14:41:16.736
10	1:45.782	+2.528	14:43:02.518
11	1:45.643	+2.389	14:44:48.161
12	1:46.491	+3.237	14:46:34.652
13	1:45.251	+1.997	14:48:19.903
14	1:48.694	+5.440	14:50:08.597

Lap	Lap Tm	Diff	Time of Day
(7) FERNANDEZ GARCIA, CESAR			
1	1:50.255	+6.839	14:27:27.973
2	1:45.948	+2.532	14:29:13.921
3	1:45.146	+1.730	14:30:59.067
4	1:46.605	+3.189	14:32:45.672
5	1:44.887	+1.471	14:34:30.559
6	1:43.416		14:36:13.975
7	1:44.611	+1.195	14:37:58.586
8	1:45.286	+1.870	14:39:43.872
9	1:44.694	+1.278	14:41:28.566
10	1:44.423	+1.007	14:43:12.989
11	1:45.494	+2.078	14:44:58.483
12	1:45.855	+2.439	14:46:44.338
13	1:45.215	+1.799	14:48:29.553
14	1:44.813	+1.397	14:50:14.366

Lap	Lap Tm	Diff	Time of Day
(914) BAZAN GODOY, HECTOR GABRIEL			
1	1:51.570	+8.179	14:27:29.445
2	1:46.476	+3.085	14:29:15.921
3	1:44.658	+1.267	14:31:00.579
4	1:46.006	+2.615	14:32:46.585
5	1:44.526	+1.135	14:34:31.111
6	1:44.193	+0.802	14:36:15.304
7	1:43.982	+0.591	14:37:59.286
8	1:45.228	+1.837	14:39:44.514
9	1:44.065	+0.674	14:41:28.579
10	1:43.391		14:43:11.970
11	1:47.740	+4.349	14:44:59.710
12	1:45.222	+1.831	14:46:44.932
13	1:44.818	+1.427	14:48:29.750
14	1:45.552	+2.161	14:50:15.302

Lap	Lap Tm	Diff	Time of Day
(39) LOPEZ MARTIN, YOEL			
1	1:50.114	+6.001	14:27:27.610
2	1:47.216	+3.103	14:29:14.826
3	1:47.910	+3.797	14:31:02.736
4	1:44.703	+0.590	14:32:47.439
5	1:46.147	+2.034	14:34:33.586
6	1:44.853	+0.740	14:36:18.439
7	1:44.624	+0.511	14:38:03.063
8	1:45.208	+1.095	14:39:48.271
9	1:45.550	+1.437	14:41:33.821
10	1:44.113		14:43:17.934
11	1:45.907	+1.794	14:45:03.841
12	1:44.332	+0.219	14:46:48.173
13	1:44.318	+0.205	14:48:32.491
14	1:45.273	+1.160	14:50:17.764

Lap	Lap Tm	Diff	Time of Day
(224) ARMENGOL OLIVA, JORGE			
1	1:44.464	+0.905	14:27:22.104

Lap	Lap Tm	Diff	Time of Day
2	1:43.559		14:29:05.663
3	1:44.090	+0.531	14:30:49.753
4	1:44.165	+0.606	14:32:33.918
5	1:58.998	+15.439	14:34:32.916
6	1:46.297	+2.738	14:36:19.213
7	1:46.790	+3.231	14:38:06.003
8	1:47.806	+4.247	14:39:53.809
9	1:48.016	+4.457	14:41:41.825
10	1:49.287	+5.728	14:43:31.112
11	1:48.044	+4.485	14:45:19.156
12	1:48.542	+4.983	14:47:07.698
13	1:48.348	+4.789	14:48:56.046
14	1:50.903	+7.344	14:50:46.949

Lap	Lap Tm	Diff	Time of Day
(10) JIMENEZ JIMENEZ, DAVID			
1	1:51.262	+4.813	14:27:28.751
2	1:46.525	+0.076	14:29:15.276
3	1:46.521	+0.072	14:31:01.797
4	1:46.449		14:32:48.246
5	1:46.969	+0.520	14:34:35.215
6	1:47.682	+1.233	14:36:22.897
7	1:49.551	+3.102	14:38:12.448
8	1:50.913	+4.464	14:40:03.361
9	1:49.904	+3.455	14:41:53.265
10	1:48.121	+1.672	14:43:41.386
11	1:47.714	+1.265	14:45:29.100
12	1:48.405	+1.956	14:47:17.505
13	1:49.974	+3.525	14:49:07.479
14	1:52.187	+5.738	14:50:59.666

Lap	Lap Tm	Diff	Time of Day
(57) MUNERA LORIENTE, SERGIO			
1	1:47.149	+0.856	14:27:24.279
2	1:46.293		14:29:10.572
3	1:47.136	+0.843	14:30:57.708
4	1:47.955	+1.662	14:32:45.663
5	1:50.386	+4.093	14:34:36.049
6	1:50.541	+4.248	14:36:26.590
7	1:49.311	+3.018	14:38:15.901
8	1:49.646	+3.353	14:40:05.547
9	1:48.639	+2.346	14:41:54.186
10	1:48.196	+1.903	14:43:42.382
11	1:48.379	+2.086	14:45:30.761
12	1:49.183	+2.890	14:47:19.944
13	1:53.336	+7.043	14:49:13.280
14	2:01.659	+15.366	14:51:14.939

Lap	Lap Tm	Diff	Time of Day
(30) TOLON PEREZ, MARCO			
1	1:54.547	+0.107	14:27:32.622
2	1:56.853	+2.413	14:29:29.475
3	1:54.440		14:31:23.915
4	1:55.966	+1.526	14:33:19.881
5	1:59.958	+5.518	14:35:19.839
6	1:59.343	+4.903	14:37:19.182
7	2:01.712	+7.272	14:39:20.894
8	2:18.069	+23.629	14:41:38.963
9	2:07.817	+13.377	14:43:46.780
10	2:05.413	+10.973	14:45:52.193
11	2:02.608	+8.168	14:47:54.801
12	2:07.978	+13.538	14:50:02.779

Lap	Lap Tm	Diff	Time of Day
(60) URGEL HERNANDO, AARON			
1	1:47.318	+3.185	14:27:25.264
2	1:55.551	+11.418	14:29:20.815
3	1:44.133		14:31:04.948
4	1:44.686	+0.553	14:32:49.634
5	1:47.621	+3.488	14:34:37.255

Jefe de cronometraje

Orbits

Director de Carrera



Camp. Aragón MX, Memorial Gaibar-Mir

MX-1 / MX-2

Motorland - MX 0,000 km

Segunda Manga

20/12/2015 14:25

Carrera (20:00 y 2 Vueltas) iniciado a 14:25:32



Lap	Lap Tm	Diff	Time of Day
6	1:48.738	+4.605	14:36:25.993

Lap	Lap Tm	Diff	Time of Day
-----	--------	------	-------------

Lap	Lap Tm	Diff	Time of Day
-----	--------	------	-------------

(99) BERNADAUS VILLANUA, ANDRES

1	1:49.521	+6.745	14:27:26.772
2	1:45.307	+2.531	14:29:12.079
3	1:42.776		14:30:54.855
4	1:43.036	+0.260	14:32:37.891

(3) ARGUILE MARTINEZ, AUGUSTO

1	1:48.942	+1.468	14:27:26.132
2	1:47.474		14:29:13.606
3	1:50.490	+3.016	14:31:04.096
4	1:49.724	+2.250	14:32:53.820

Jefe de cronometraje

Orbits

Director de Carrera




Camp. Aragón MX, Memorial Gaibar-Mir

MX-1 / MX-2

Motorland - MX 0,000 km

Final MX-1 / MX-2



Pos.	Nº	Nombre	T. Punt.	1ªM	2ªM	Club	Marca
MX-1							
1	51	CASTRO ORTEGA, SERGIO	50	25	25	Mc Cifuentes	YAMAHA
2	66	ALFARO ZORZANO, JAVIER	44	22	22	MOTOCLUB RACING NORT	KTM
3	98	VALERA RODRIGUEZ, SERGIO	36	16	20	Mc. Zuera	KAWASAKI
4	85	GONZALEZ BAILON, ELIAS	36	18	18	Mc. Calatayud	KAWASAKI
5	7	FERNANDEZ GARCIA, CESAR	35	20	15	Esc. A Full	
6	80	BELLIDO PARDO, FERNANDO	30	14	16	Tauste Mc.	KAWASAKI
7	39	LOPEZ MARTIN, YOEL	26	13	13	Mc. Zuera	
8	10	JIMENEZ JIMENEZ, DAVID	23	11	12	Mc. La Aldea	KTM
9	57	MUNERA LORIENTE, SERGIO	21	10	11	Pm. Oscense	
10	99	BERNADAUS VILLANUA, ANDRES	15	15	0	Mc. Vallemesa	
11	914	BAZAN GODOY, HECTOR GABRIEL	14	--	14	Mc. Zuera	HONDA
12	60	URGEL HERNANDO, AARON	12	12	0	Mc. Calatayud	
NT	3	ARGUILE MARTINEZ, AUGUSTO	0	--	0	Esc. A Full	KAWASAKI
MX-2							
1	224	ARMENGOL OLIVA, JORGE	50	25	25	Mc. Bajo Aragón	
2	30	TOLON PEREZ, MARCO	44	22	22	Correcaminos Mc.	HONDA

Jefe de cronometraje

Orbits

Director de Carrera



Camp. Aragón MX, Memorial Gaibar-Mir

Clasificado por mejor tiempo de vuelta

MX3 / MX Veteranos

Motorland - MX 0,000 km

Entrenos Oficiales

20/12/2015 09:30

Clasificación (15:00 Tiempo) iniciado a 9:30:24

Pos.	N°	Name	Mejor Tm	Diff. 1°	Total T°	EnV.	Club	Equipo
1	914	BAZAN GODOY, HECTOR GABRIEL	1:45.145		17:11.638	5	Mc. Zuera	
2	80	MAROTO ROYO, MIGUEL ANGEL	1:46.026	0.881	16:38.160	4	A. D. Aragon Sport	
3	30	TELLO LAHOZ, LUIS	1:46.270	1.125	14:58.145	4	Mc. Bajo Aragón	
4	7	FERNANDEZ GARCIA, CESAR	1:46.423	1.278	15:49.411	5	Esc. A Full	
5	74	REY ALLUE, JUAN CARLOS	1:46.544	1.399	15:04.837	7	Sinesponsor Racing	
6	3	ARGUILE MARTINEZ, AUGUSTO	1:46.741	1.596	15:45.569	5	Esc. A Full	
7	144	CUARTERO SANCHO, JOSE LUIS	1:48.881	3.736	15:40.865	6	Mc. Vallemesa	
8	18	PERALES SALVADOR, RAUL	1:51.914	6.769	16:46.862	7	T.S.R.	
9	25	LLUCH LIARTE, JUAN CARLOS	1:52.177	7.032	15:03.228	2	Mc. Zuera	
10	19	ROMERO LACUEVA, JAVIER	1:53.814	8.669	16:01.366	6	Mc. Bajo Aragón	
11	41	TORRERO RIERA, JORGE	1:53.924	8.779	16:13.353	5	Mc. Zuera	
12	191	SANCHEZ MARTIN, RUBEN	1:55.095	9.950	16:11.913	6	Esc. R.T.S.	
13	222	ABIAN PLATERO, RAFAEL	2:01.354	16.209	16:17.913	3	A.D. Cronosport	
14	50	GRACIA GIMENO, EMILIO JESUS	2:02.559	17.414	10:52.596	5	Mc. Zuera	
15	72	TORRES ROMERO, PABLO	2:05.122	19.977	8:48.412	2	Mc. Zuera	

Márgen de victoria	Velocidad media	Mejor t° de vuelta	Mejor Vel.	Mejor vuelta para
1 Vuelta	-	1:45.145	-	914 - BAZAN GODOY, HECTOR G

Jefe de cronometraje

Orbits

Director de Carrera

Camp. Aragón MX, Memorial Gaibar-Mir

Clasificado por vueltas

MX3 / MX Veteranos

Motorland - MX 0,000 km

Primera Manga

20/12/2015 11:00

Carrera (20:00 y 2 Vueltas) iniciado a 10:54:25

Pos.	Nº	Name	V.	Total Tº	Diff.1º	Mejor Tm	Marca	Equipo
------	----	------	----	----------	---------	----------	-------	--------

MX Veteranos

1	914	BAZAN GODOY, HECTOR GABRIE	14	24:25.584		1:41.212	HONDA	
2	74	REY ALLUE, JUAN CARLOS	14	24:26.643	1.059	1:41.964		
3	19	ROMERO LACUEVA, JAVIER	14	25:57.095	1:31.511	1:48.149		
4	25	LLUCH LIARTE, JUAN CARLOS	14	26:09.871	1:44.287	1:48.445		
5	18	PERALES SALVADOR, RAUL	14	26:11.958	1:46.374	1:48.406	HUSQVARNA	
6	50	GRACIA GIMENO, EMILIO JESUS	13	26:15.113	1 Vuelta	1:55.785	KAWASAKI	
7	72	TORRES ROMERO, PABLO	12	24:55.794	2 Vueltas	2:00.578	HONDA	

MX-3

1	80	MAROTO ROYO, MIGUEL ANGEL	14	24:34.963		1:43.589	HUSQVARNA	
2	7	FERNANDEZ GARCIA, CESAR	14	24:42.770	7.807	1:43.015		
3	30	TELLO LAHOZ, LUIS	14	25:02.973	28.010	1:43.669	YAMAHA	
4	3	ARGUILE MARTINEZ, AUGUSTO	14	25:08.881	33.918	1:45.157	KAWASAKI	
5	144	CUARTERO SANCHO, JOSE LUIS	14	25:13.158	38.195	1:45.904	KTM	
6	41	TORRERO RIERA, JORGE	14	25:41.933	1:06.970	1:48.610	TM	
7	191	SANCHEZ MARTIN, RUBEN	14	26:10.844	1:35.881	1:49.454	KAWASAKI	
8	222	ABIAN PLATERO, RAFAEL	13	25:34.057	1 Vuelta	1:52.872	KTM	

Márgen de victoria	Velocidad media	Mejor tº de vuelta	Mejor Vel.	Mejor vuelta para
1.059	-	1:41.212	-	914 - BAZAN GODOY, HECTOR G

Jefe de cronometraje

Orbits

Director de Carrera

Camp. Aragón MX, Memorial Gaibar-Mir

MX3 / MX Veteranos

Motorland - MX 0,000 km

Primera Manga

20/12/2015 11:00

Carrera (20:00 y 2 Vueltas) iniciado a 10:54:25

Lap	Lap Tm	Diff	Time of Day
(914) BAZAN GODOY, HECTOR GABRIEL			
1	1:44.110	+2.898	10:56:15.194
2	1:42.896	+1.684	10:57:58.090
3	1:42.942	+1.730	10:59:41.032
4	1:43.464	+2.252	11:01:24.496
5	1:41.212		11:03:05.708
6	1:44.085	+2.873	11:04:49.793
7	1:44.646	+3.434	11:06:34.439
8	1:45.293	+4.081	11:08:19.732
9	1:44.959	+3.747	11:10:04.691
10	1:45.763	+4.551	11:11:50.454
11	1:45.876	+4.664	11:13:36.330
12	1:44.828	+3.616	11:15:21.158
13	1:45.706	+4.494	11:17:06.864
14	1:44.420	+3.208	11:18:51.284

Lap	Lap Tm	Diff	Time of Day
(74) REY ALLUE, JUAN CARLOS			
1	1:42.422	+0.458	10:56:13.224
2	1:41.964		10:57:55.188
3	1:42.763	+0.799	10:59:37.951
4	1:42.742	+0.778	11:01:20.693
5	1:44.079	+2.115	11:03:04.772
6	1:44.170	+2.206	11:04:48.942
7	1:44.484	+2.520	11:06:33.426
8	1:44.389	+2.425	11:08:17.815
9	1:45.487	+3.523	11:10:03.302
10	1:46.139	+4.175	11:11:49.441
11	1:46.267	+4.303	11:13:35.708
12	1:46.684	+4.720	11:15:22.392
13	1:45.479	+3.515	11:17:07.871
14	1:44.472	+2.508	11:18:52.343

Lap	Lap Tm	Diff	Time of Day
(80) MAROTO ROYO, MIGUEL ANGEL			
1	1:45.723	+2.134	10:56:16.641
2	1:44.153	+0.564	10:58:00.794
3	1:43.589		10:59:44.383
4	1:43.870	+0.281	11:01:28.253
5	1:44.190	+0.601	11:03:12.443
6	1:43.671	+0.082	11:04:56.114
7	1:45.565	+1.976	11:06:41.679
8	1:45.792	+2.203	11:08:27.471
9	1:45.537	+1.948	11:10:13.008
10	1:44.319	+0.730	11:11:57.327
11	1:45.381	+1.792	11:13:42.708
12	1:45.345	+1.756	11:15:28.053
13	1:46.519	+2.930	11:17:14.572
14	1:46.091	+2.502	11:19:00.663

Lap	Lap Tm	Diff	Time of Day
(7) FERNANDEZ GARCIA, CESAR			
1	1:49.967	+6.952	10:56:21.205
2	1:45.718	+2.703	10:58:06.923
3	1:45.301	+2.286	10:59:52.224
4	1:46.447	+3.432	11:01:38.671
5	1:45.185	+2.170	11:03:23.856
6	1:44.621	+1.606	11:05:08.477
7	1:43.953	+0.938	11:06:52.430
8	1:44.870	+1.855	11:08:37.300
9	1:43.015		11:10:20.315
10	1:45.689	+2.674	11:12:06.004
11	1:44.860	+1.845	11:13:50.864
12	1:44.890	+1.875	11:15:35.754
13	1:44.622	+1.607	11:17:20.376
14	1:48.094	+5.079	11:19:08.470

Lap	Lap Tm	Diff	Time of Day
(30) TELLO LAHOZ, LUIS			
1	1:48.149		10:56:18.863
2	1:51.785	+3.636	10:58:10.648

Lap	Lap Tm	Diff	Time of Day
1	1:49.220	+5.551	10:56:20.324
2	1:46.114	+2.445	10:58:06.438
3	1:43.926	+0.257	10:59:50.364
4	1:43.669		11:01:34.033
5	1:46.599	+2.930	11:03:20.632
6	1:45.590	+1.921	11:05:06.222
7	1:44.970	+1.301	11:06:51.192
8	1:45.590	+1.921	11:08:36.782
9	1:43.765	+0.096	11:10:20.547
10	1:47.535	+3.866	11:12:08.082
11	1:50.755	+7.086	11:13:58.837
12	1:50.666	+6.997	11:15:49.503
13	1:49.086	+5.417	11:17:38.589
14	1:50.084	+6.415	11:19:28.673

Lap	Lap Tm	Diff	Time of Day
(3) ARGUILE MARTINEZ, AUGUSTO			
1	1:49.441	+4.284	10:56:20.761
2	1:47.352	+2.195	10:58:08.113
3	1:45.157		10:59:53.270
4	1:46.339	+1.182	11:01:39.609
5	1:46.834	+1.677	11:03:26.443
6	1:47.806	+2.649	11:05:14.249
7	1:47.894	+2.737	11:07:02.143
8	1:47.517	+2.360	11:08:49.660
9	1:46.413	+1.256	11:10:36.073
10	1:46.944	+1.787	11:12:23.017
11	1:48.349	+3.192	11:14:11.366
12	1:47.963	+2.806	11:15:59.329
13	1:47.722	+2.565	11:17:47.051
14	1:47.530	+2.373	11:19:34.581

Lap	Lap Tm	Diff	Time of Day
(144) CUARTERO SANCHE, JOSE LUIS			
1	1:48.776	+2.872	10:56:19.527
2	1:46.045	+0.141	10:58:05.572
3	1:46.172	+0.268	10:59:51.744
4	1:45.904		11:01:37.648
5	1:47.647	+1.743	11:03:25.295
6	1:48.025	+2.121	11:05:13.320
7	1:47.773	+1.869	11:07:01.093
8	1:47.361	+1.457	11:08:48.454
9	1:48.157	+2.253	11:10:36.611
10	1:47.697	+1.793	11:12:24.308
11	1:48.068	+2.164	11:14:12.376
12	1:48.075	+2.171	11:16:00.451
13	1:48.383	+2.479	11:17:48.834
14	1:50.024	+4.120	11:19:38.858

Lap	Lap Tm	Diff	Time of Day
(41) TORRERO RIERA, JORGE			
1	1:52.699	+4.089	10:56:23.816
2	1:49.442	+0.832	10:58:13.258
3	1:48.610		11:00:01.868
4	1:49.681	+1.071	11:01:51.549
5	1:49.467	+0.857	11:03:41.016
6	1:49.590	+0.980	11:05:30.606
7	1:49.295	+0.685	11:07:19.901
8	1:49.919	+1.309	11:09:09.820
9	1:49.423	+0.813	11:10:59.243
10	1:49.549	+0.939	11:12:48.792
11	1:48.631	+0.021	11:14:37.423
12	1:50.660	+2.050	11:16:28.083
13	1:49.397	+0.787	11:18:17.480
14	1:50.153	+1.543	11:20:07.633

Lap	Lap Tm	Diff	Time of Day
(19) ROMERO LACUEVA, JAVIER			
1	1:48.149		10:56:18.863
2	1:51.785	+3.636	10:58:10.648

Lap	Lap Tm	Diff	Time of Day
3	1:50.225	+2.076	11:00:00.873
4	1:50.094	+1.945	11:01:50.967
5	1:51.546	+3.397	11:03:42.513
6	1:50.444	+2.295	11:05:32.957
7	1:50.515	+2.366	11:07:23.472
8	1:50.319	+2.170	11:09:13.791
9	1:50.193	+2.044	11:11:03.984
10	1:50.591	+2.442	11:12:54.575
11	1:50.843	+2.694	11:14:45.418
12	1:51.858	+3.709	11:16:37.276
13	1:52.621	+4.472	11:18:29.897
14	1:52.898	+4.749	11:20:22.795

Lap	Lap Tm	Diff	Time of Day
(25) LLUCH LIARTE, JUAN CARLOS			
1	1:55.097	+6.652	10:56:26.306
2	1:49.722	+1.277	10:58:16.028
3	1:48.445		11:00:04.473
4	1:50.134	+1.689	11:01:54.607
5	1:49.830	+1.385	11:03:44.437
6	1:50.218	+1.773	11:05:34.655
7	1:50.531	+2.086	11:07:25.186
8	1:50.187	+1.742	11:09:15.373
9	1:52.641	+4.196	11:11:08.014
10	1:53.270	+4.825	11:13:01.284
11	1:53.108	+4.663	11:14:54.392
12	1:52.268	+3.823	11:16:46.660
13	1:53.708	+5.263	11:18:40.368
14	1:55.203	+6.758	11:20:35.571

Lap	Lap Tm	Diff	Time of Day
(191) SANCHEZ MARTIN, RUBEN			
1	1:54.688	+5.234	10:56:25.488
2	1:52.983	+3.529	10:58:18.471
3	1:49.454		11:00:07.925
4	1:50.200	+0.746	11:01:58.125
5	1:49.978	+0.524	11:03:48.103
6	1:49.603	+0.149	11:05:37.706
7	1:50.203	+0.749	11:07:27.909
8	1:50.153	+0.699	11:09:18.062
9	1:50.712	+1.258	11:11:08.774
10	1:54.041	+4.587	11:13:02.815
11	1:52.542	+3.088	11:14:55.357
12	1:52.394	+2.940	11:16:47.751
13	1:53.672	+4.218	11:18:41.423
14	1:55.121	+5.667	11:20:36.544

Lap	Lap Tm	Diff	Time of Day
(18) PERALES SALVADOR, RAUL			
1	1:55.657	+7.251	10:56:26.930
2	1:50.261	+1.855	10:58:17.191
3	1:48.406		11:00:05.597
4	1:50.221	+1.815	11:01:55.818
5	1:50.522	+2.116	11:03:46.340
6	1:49.313	+0.907	11:05:35.653
7	1:51.022	+2.616	11:07:26.675
8	1:55.180	+6.774	11:09:21.855
9	1:51.675	+3.269	11:11:13.530
10	1:53.162	+4.756	11:13:06.692
11	1:52.560	+4.154	11:14:59.252
12	1:52.773	+4.367	11:16:52.025
13	1:52.409	+4.003	11:18:44.434
14	1:53.224	+4.818	11:20:37.658

Lap	Lap Tm	Diff	Time of Day
(222) ABIAN PLATERO, RAFAEL			
1	1:57.186	+4.314	10:56:28.355
2	1:52.872		10:58:21.227
3	1:53.479	+0.607	11:00:14.706
4	1:54.517	+1.645	11:02:09.223

Jefe de cronometraje

Orbits

Director de Carrera



Camp. Aragón MX, Memorial Gaibar-Mir

MX3 / MX Veteranos

Motorland - MX 0,000 km

Primera Manga

20/12/2015 11:00

Carrera (20:00 y 2 Vueltas) iniciado a 10:54:25

Lap	Lap Tm	Diff	Time of Day
5	1:57.938	+5.066	11:04:07.161
6	1:57.953	+5.081	11:06:05.114
7	1:58.095	+5.223	11:08:03.209
8	1:57.963	+5.091	11:10:01.172
9	2:01.734	+8.862	11:12:02.906
10	2:00.079	+7.207	11:14:02.985
11	2:00.939	+8.067	11:16:03.924
12	1:57.739	+4.867	11:18:01.663
13	1:58.094	+5.222	11:19:59.757

(50) GRACIA GIMENO, EMILIO JESUS

Lap	Lap Tm	Diff	Time of Day
1	1:59.151	+3.366	10:56:31.225
2	1:57.362	+1.577	10:58:28.587
3	1:55.785		11:00:24.372
4	1:58.013	+2.228	11:02:22.385
5	1:58.455	+2.670	11:04:20.840
6	2:00.186	+4.401	11:06:21.026
7	2:03.133	+7.348	11:08:24.159
8	2:02.441	+6.656	11:10:26.600
9	2:02.445	+6.660	11:12:29.045
10	2:01.444	+5.659	11:14:30.489
11	2:02.919	+7.134	11:16:33.408
12	2:03.152	+7.367	11:18:36.560
13	2:04.253	+8.468	11:20:40.813

(72) TORRES ROMERO, PABLO

Lap	Lap Tm	Diff	Time of Day
1	2:02.196	+1.618	10:56:34.801
2	2:01.315	+0.737	10:58:36.116
3	2:00.578		11:00:36.694
4	2:01.599	+1.021	11:02:38.293
5	2:01.372	+0.794	11:04:39.665
6	2:02.390	+1.812	11:06:42.055
7	2:05.361	+4.783	11:08:47.416
8	2:08.362	+7.784	11:10:55.778
9	2:04.936	+4.358	11:13:00.714
10	2:07.530	+6.952	11:15:08.244
11	2:06.770	+6.192	11:17:15.014
12	2:06.480	+5.902	11:19:21.494

Lap Lap Tm Diff Time of Day

Lap Lap Tm Diff Time of Day



Camp. Aragón MX, Memorial Gaibar-Mir

Clasificado por vueltas

MX3 / MX Veteranos

Motorland - MX 0,000 km

Segunda Manga

20/12/2015 13:00

Carrera (20:00 y 2 Vueltas) iniciado a 12:50:57

Pos.	N°	Name	V.	Total T°	Diff.1°	Mejor Tm	Marca	Equipo
MX Veteranos								
1	914	BAZAN GODOY, HECTOR GABRIE	14	24:21.356		1:42.579	HONDA	
2	74	REY ALLUE, JUAN CARLOS	14	24:21.554	0.198	1:42.238		
3	19	ROMERO LACUEVA, JAVIER	13	24:21.469	1 Vuelta	1:49.864		
4	25	LLUCH LIARTE, JUAN CARLOS	13	24:37.933	1 Vuelta	1:51.627		
5	18	PERALES SALVADOR, RAUL	13	25:12.403	1 Vuelta	1:51.331	HUSQVARNA	
6	50	GRACIA GIMENO, EMILIO JESUS	13	26:10.365	1 Vuelta	1:58.342	KAWASAKI	
7	72	TORRES ROMERO, PABLO	12	24:52.476	2 Vueltas	2:00.591	HONDA	
MX-3								
1	30	TELLO LAHOZ, LUIS	14	25:00.137		1:45.398	YAMAHA	
2	80	MAROTO ROYO, MIGUEL ANGEL	14	25:14.625	14.488	1:46.090	HUSQVARNA	
3	3	ARGUILE MARTINEZ, AUGUSTO	14	25:28.407	28.270	1:46.655	KAWASAKI	
4	144	CUARTERO SANCHO, JOSE LUIS	14	26:00.246	1:00.109	1:46.568	KTM	
5	191	SANCHEZ MARTIN, RUBEN	13	25:04.747	1 Vuelta	1:53.154	KAWASAKI	
6	222	ABIAN PLATERO, RAFAEL	13	25:05.718	1 Vuelta	1:52.942	KTM	
7	41	TORRERO RIERA, JORGE	13	26:31.854	1 Vuelta	1:49.280	TM	
No clasificado								
NT	7	FERNANDEZ GARCIA, CESAR	4	7:16.736	NT	1:45.553		

Márgen de victoria	Velocidad media	Mejor t° de vuelta	Mejor Vel.	Mejor vuelta para
0.198	-	1:42.238	-	74 - REY ALLUE, JUAN CARLOS

Jefe de cronometraje	Orbits
Director de Carrera	

Camp. Aragón MX, Memorial Gaibar-Mir

MX3 / MX Veteranos

Motorland - MX 0,000 km

Segunda Manga

20/12/2015 13:00

Carrera (20:00 y 2 Vueltas) iniciado a 12:50:57

Lap	Lap Tm	Diff	Time of Day
(914) BAZAN GODOY, HECTOR GABRIEL			
1	1:43.613	+1.034	12:52:46.421
2	1:42.579		12:54:29.000
3	1:42.700	+0.121	12:56:11.700
4	1:43.464	+0.885	12:57:55.164
5	1:43.600	+1.021	12:59:38.764
6	1:43.857	+1.278	13:01:22.621
7	1:44.223	+1.644	13:03:06.844
8	1:43.955	+1.376	13:04:50.799
9	1:43.471	+0.892	13:06:34.270
10	1:45.913	+3.334	13:08:20.183
11	1:44.892	+2.313	13:10:05.075
12	1:45.127	+2.548	13:11:50.202
13	1:44.431	+1.852	13:13:34.633
14	1:44.419	+1.840	13:15:19.052

Lap	Lap Tm	Diff	Time of Day
(74) REY ALLUE, JUAN CARLOS			
1	1:43.372	+1.134	12:52:45.869
2	1:42.744	+0.506	12:54:28.613
3	1:42.238		12:56:10.851
4	1:43.333	+1.095	12:57:54.184
5	1:44.379	+2.141	12:59:38.563
6	1:45.305	+3.067	13:01:23.868
7	1:44.199	+1.961	13:03:08.067
8	1:44.069	+1.831	13:04:52.136
9	1:43.213	+0.975	13:06:35.349
10	1:45.314	+3.076	13:08:20.663
11	1:45.250	+3.012	13:10:05.913
12	1:44.588	+2.350	13:11:50.501
13	1:44.998	+2.760	13:13:35.499
14	1:43.751	+1.513	13:15:19.250

Lap	Lap Tm	Diff	Time of Day
(30) TELLO LAHOZ, LUIS			
1	1:47.336	+1.938	12:52:50.198
2	1:45.398		12:54:35.596
3	1:45.643	+0.245	12:56:21.239
4	1:45.527	+0.129	12:58:06.766
5	1:46.056	+0.658	12:59:52.822
6	1:47.080	+1.682	13:01:39.902
7	1:46.652	+1.254	13:03:26.554
8	1:45.977	+0.579	13:05:12.531
9	1:47.060	+1.662	13:06:59.591
10	1:48.576	+3.178	13:08:48.167
11	1:48.205	+2.807	13:10:36.372
12	1:47.858	+2.460	13:12:24.230
13	1:47.326	+1.928	13:14:11.556
14	1:46.277	+0.879	13:15:57.833

Lap	Lap Tm	Diff	Time of Day
(80) MAROTO ROYO, MIGUEL ANGEL			
1	1:46.403	+0.313	12:52:48.802
2	1:55.786	+9.696	12:54:44.588
3	1:46.090		12:56:30.678
4	1:46.323	+0.233	12:58:17.001
5	1:47.025	+0.935	13:00:04.026
6	1:46.934	+0.844	13:01:50.960
7	1:47.880	+1.790	13:03:38.840
8	1:46.861	+0.771	13:05:25.701
9	1:46.483	+0.393	13:07:12.184
10	1:46.138	+0.048	13:08:58.322
11	1:46.923	+0.833	13:10:45.245
12	1:47.156	+1.066	13:12:32.401
13	1:48.046	+1.956	13:14:20.447
14	1:51.874	+5.784	13:16:12.321

Lap	Lap Tm	Diff	Time of Day
(3) ARGUILLE MARTINEZ, AUGUSTO			

Lap	Lap Tm	Diff	Time of Day
1	1:49.849	+3.194	12:52:52.689
2	1:47.899	+1.244	12:54:40.588
3	1:48.635	+1.980	12:56:29.223
4	1:46.838	+0.183	12:58:16.061
5	1:47.361	+0.706	13:00:03.422
6	1:48.631	+1.976	13:01:52.053
7	1:48.163	+1.508	13:03:40.216
8	1:46.789	+0.134	13:05:27.005
9	1:48.187	+1.532	13:07:15.192
10	1:46.655		13:09:01.847
11	1:48.397	+1.742	13:10:50.244
12	1:52.194	+5.539	13:12:42.438
13	1:49.650	+2.995	13:14:32.088
14	1:54.015	+7.360	13:16:26.103

Lap	Lap Tm	Diff	Time of Day
(144) CUARTERO SANCHO, JOSE LUIS			
1	1:49.886	+3.318	12:52:52.334
2	1:47.462	+0.894	12:54:39.796
3	1:48.587	+2.019	12:56:28.383
4	1:46.568		12:58:14.951
5	1:47.580	+1.012	13:00:02.531
6	1:47.454	+0.886	13:01:49.985
7	1:47.977	+1.409	13:03:37.962
8	1:46.831	+0.263	13:05:24.793
9	1:49.916	+3.348	13:07:14.709
10	1:53.317	+6.749	13:09:08.026
11	1:56.870	+10.302	13:11:04.896
12	1:59.797	+13.229	13:13:04.693
13	1:54.162	+7.594	13:14:58.855
14	1:59.087	+12.519	13:16:57.942

Lap	Lap Tm	Diff	Time of Day
(19) ROMERO LACUEVA, JAVIER			
1	1:49.864		12:52:52.173
2	1:52.266	+2.402	12:54:44.439
3	1:51.535	+1.671	12:56:35.974
4	1:50.773	+0.909	12:58:26.747
5	1:51.569	+1.705	13:00:18.316
6	1:52.628	+2.764	13:02:10.944
7	1:52.099	+2.235	13:04:03.043
8	1:51.467	+1.603	13:05:54.510
9	1:52.244	+2.380	13:07:46.754
10	1:52.626	+2.762	13:09:39.380
11	1:53.476	+3.612	13:11:32.856
12	1:53.101	+3.237	13:13:25.957
13	1:53.208	+3.344	13:15:19.165

Lap	Lap Tm	Diff	Time of Day
(25) LLUCH LIARTE, JUAN CARLOS			
1	1:56.082	+4.455	12:52:59.309
2	1:51.883	+0.256	12:54:51.192
3	1:52.039	+0.412	12:56:43.231
4	1:52.185	+0.558	12:58:35.416
5	1:52.067	+0.440	13:00:27.483
6	1:51.627		13:02:19.110
7	1:52.235	+0.608	13:04:11.345
8	1:52.289	+0.662	13:06:03.634
9	1:51.987	+0.360	13:07:55.621
10	1:52.575	+0.948	13:09:48.196
11	1:52.780	+1.153	13:11:40.976
12	1:56.696	+5.069	13:13:37.672
13	1:57.957	+6.330	13:15:35.629

Lap	Lap Tm	Diff	Time of Day
(191) SANCHEZ MARTIN, RUBEN			
1	1:57.469	+4.315	12:53:00.539
2	1:53.877	+0.723	12:54:54.416
3	1:53.154		12:56:47.570
4	1:54.362	+1.208	12:58:41.932

Lap	Lap Tm	Diff	Time of Day
5	1:54.106	+0.952	13:00:36.038
6	1:53.986	+0.832	13:02:30.024
7	1:56.173	+3.019	13:04:26.197
8	1:55.250	+2.096	13:06:21.447
9	1:56.113	+2.959	13:08:17.560
10	1:56.598	+3.444	13:10:14.158
11	1:56.337	+3.183	13:12:10.495
12	1:56.531	+3.377	13:14:07.026
13	1:55.417	+2.263	13:16:02.443

Lap	Lap Tm	Diff	Time of Day
(222) ABIAN PLATERO, RAFAEL			
1	1:54.287	+1.345	12:52:57.009
2	1:53.326	+0.384	12:54:50.335
3	1:54.746	+1.804	12:56:45.081
4	1:52.942		12:58:38.023
5	1:55.764	+2.822	13:00:33.787
6	1:54.663	+1.721	13:02:28.450
7	1:56.892	+3.950	13:04:25.342
8	1:55.113	+2.171	13:06:20.455
9	1:55.719	+2.777	13:08:16.174
10	1:57.080	+4.138	13:10:13.254
11	1:56.401	+3.459	13:12:09.655
12	1:56.529	+3.587	13:14:06.184
13	1:57.230	+4.288	13:16:03.414

Lap	Lap Tm	Diff	Time of Day
(18) PERALES SALVADOR, RAUL			
1	1:55.598	+4.267	12:52:58.494
2	1:53.338	+2.007	12:54:51.832
3	2:12.382	+21.051	12:57:04.214
4	1:51.331		12:58:55.545
5	1:53.125	+1.794	13:00:48.670
6	1:53.608	+2.277	13:02:42.278
7	1:54.445	+3.114	13:04:36.723
8	1:54.456	+3.125	13:06:31.179
9	1:56.368	+5.037	13:08:27.547
10	1:55.104	+3.773	13:10:22.651
11	1:55.520	+4.189	13:12:18.171
12	1:56.154	+4.823	13:14:14.325
13	1:55.774	+4.443	13:16:10.099

Lap	Lap Tm	Diff	Time of Day
(50) GRACIA GIMENO, EMILIO JESUS			
1	2:01.180	+2.838	12:53:04.728
2	1:58.342		12:55:03.070
3	2:00.460	+2.118	12:57:03.530
4	1:58.992	+0.650	12:59:02.522
5	1:59.119	+0.777	13:01:01.641
6	1:58.948	+0.606	13:03:00.589
7	2:01.989	+3.647	13:05:02.578
8	1:59.487	+1.145	13:07:02.065
9	2:02.812	+4.470	13:09:04.877
10	2:01.869	+3.527	13:11:06.746
11	1:59.849	+1.506	13:13:06.594
12	1:59.901	+1.559	13:15:06.495
13	2:01.566	+3.224	13:17:08.061

Lap	Lap Tm	Diff	Time of Day
(41) TORRERO RIERA, JORGE			
1	1:54.474	+5.194	12:52:57.637
2	1:50.688	+1.408	12:54:48.325
3	1:50.016	+0.736	12:56:38.341
4	1:49.280		12:58:27.621
5	1:50.021	+0.741	13:00:17.642
6	1:50.938	+1.658	13:02:08.580
7	1:57.441	+8.161	13:04:06.021
8	2:11.278	+21.998	13:06:17.299
9	2:02.614	+13.334	13:08:19.913
10	2:05.259	+15.979	13:10:25.172

Jefe de cronometraje

Orbits

Director de Carrera

Camp. Aragón MX, Memorial Gaibar-Mir


MX3 / MX Veteranos

Motorland - MX 0,000 km

Segunda Manga

20/12/2015 13:00

Carrera (20:00 y 2 Vueltas) iniciado a 12:50:57



Lap	Lap Tm	Diff	Time of Day
11	2:43.643	+54.363	13:13:08.815
12	2:09.978	+20.698	13:15:18.793
13	2:10.757	+21.477	13:17:29.550

Lap	Lap Tm	Diff	Time of Day
-----	--------	------	-------------

Lap	Lap Tm	Diff	Time of Day
-----	--------	------	-------------

(72) TORRES ROMERO, PABLO

1	2:00.591		12:53:03.924
2	2:01.870	+1.279	12:55:05.794
3	2:03.125	+2.534	12:57:08.919
4	2:02.440	+1.849	12:59:11.359
5	2:01.689	+1.098	13:01:13.048
6	2:03.880	+3.289	13:03:16.928
7	2:03.090	+2.499	13:05:20.018
8	2:05.391	+4.800	13:07:25.409
9	2:05.041	+4.450	13:09:30.450
10	2:05.888	+5.297	13:11:36.338
11	2:07.442	+6.851	13:13:43.780
12	2:06.392	+5.801	13:15:50.172

(7) FERNANDEZ GARCIA, CESAR

1	1:50.595	+5.042	12:52:53.614
2	1:47.389	+1.836	12:54:41.003
3	1:45.553		12:56:26.556
4	1:47.876	+2.323	12:58:14.432

Jefe de cronometraje

Orbits

Director de Carrera



Camp. Aragón MX, Memorial Gaibar-Mir

MX3 / MX Veteranos

Motorland - MX 0,000 km

Final MX-3 / MX Veteranos

Pos.	Nº	Nombre	T. Punt.	1ªM	2ªM	Club	Marca
MX Veteranos							
1	914	BAZAN GODOY, HECTOR GABRIEL	50	25	25	Mc. Zuera	HONDA
2	74	REY ALLUE, JUAN CARLOS	44	22	22	Sinesponsor Racing	
3	19	ROMERO LACUEVA, JAVIER	40	20	20	Mc. Bajo Aragón	
4	25	LLUCH LIARTE, JUAN CARLOS	36	18	18	Mc. Zuera	
5	18	PERALES SALVADOR, RAUL	32	16	16	T.S.R.	HUSQVARN
6	50	GRACIA GIMENO, EMILIO JESUS	30	15	15	Mc. Zuera	KAWASAKI
7	72	TORRES ROMERO, PABLO	28	14	14	Mc. Zuera	HONDA
MX-3							
1	80	MAROTO ROYO, MIGUEL ANGEL	47	25	22	A. D. Aragon Sport	HUSQVARN
2	30	TELLO LAHOZ, LUIS	45	20	25	Mc. Bajo Aragón	YAMAHA
3	3	ARGUILE MARTINEZ, AUGUSTO	38	18	20	Esc. A Full	KAWASAKI
4	144	CUARTERO SANCHO, JOSE LUIS	34	16	18	Mc. Vallemesa	KTM
5	191	SANCHEZ MARTIN, RUBEN	30	14	16	Esc. R.T.S.	KAWASAKI
6	41	TORRERO RIERA, JORGE	29	15	14	Mc. Zuera	TM
7	222	ABIAN PLATERO, RAFAEL	28	13	15	A.D. Cronosport	KTM
8	7	FERNANDEZ GARCIA, CESAR	22	22	0	Esc. A Full	

Jefe de cronometraje

Orbits

Director de Carrera



Camp. Aragón MX, Memorial Gaibar-Mir

Clasificado por mejor tiempo de vuelta

MX Junior

Motorland - MX 0,000 km

Entrenos Oficiales

20/12/2015 09:50

Clasificación iniciado a 9:51:28

Pos.	N°	Name	Mejor Tm	Diff. 1°	Total T°	EnV.	Club	Equipo
1	25	FONTANALS BENAVENT, MARC	1:39.291		15:49.098	6	Mc Cubelles	
2	23	MUÑOZ DE LA PEÑA VICENTE, JUAN	1:41.188	1.897	15:44.273	7	Sinesponsor Racing	
3	292	GAMBOA MONTERO, ALEX	1:42.314	3.023	16:30.444	6	Macotera Raceway	
4	21	PARICIO NAVARRO, PEDRO	1:45.328	6.037	15:06.149	7	T.S.R.	
5	15	SONSONA CIVERA, ALEJANDRO	1:46.321	7.030	15:06.576	4	T.S.R.	
6	7	MENE MANERO, LUIS	1:47.465	8.174	16:20.922	6	Tauste Mc.	
7	58	BRITRIAN LOPEZ, SAUL	1:48.036	8.745	15:22.070	5	Pm. Oscense	
8	11	CASAS AQUILUE, GONZALO	1:48.337	9.046	15:51.080	6	Pm. Oscense	
9	8	SAIZ OCHOA, DIEGO	1:49.563	10.272	16:04.383	6	Mc. Vallemesa	
10	20	LLORENTE TOVAR, CRISTOBAL	1:50.446	11.155	16:13.252	8	Esc. R.T.S.	
11	10	GUIMERA GASULLA, RAUL	1:51.665	12.374	15:45.729	5	Trial Matarraña	
12	196	GARCIA MARCO, ADRIAN	1:56.301	17.010	15:03.009	5	Mc. Vallemesa	
13	113	CALERO CHICHARRO, AIDA	1:56.779	17.488	16:18.495	4	Mc Cifuentes	
14	141	LARREN NEVES, MIGUEL ANGEL	2:03.139	23.848	15:04.287	7	Mc Mx Soria	
15	87	GRANDIO CODESAL, JOSE MIGUEL	2:03.730	24.439	15:09.432	6	A. D. Aragon Sport	
16	277	GRACIA PALACIN, ABEL	2:05.029	25.738	15:14.527	4	Mc. Vallemesa	
17	138	ESCARTIN FORADADA, ADRIAN	2:06.013	26.722	15:36.826	6	Pm. Oscense	
18	101	REDNIC , RAZVAN TUDOR	2:07.377	28.086	14:54.054	4	Mc. Segre	
19	22	GIRONA ROCA, ALBERT	2:08.132	28.841	2:50.912	1	Mc. Segre	
20	599	BERNADAUS VILLANUA, ALBA	2:09.350	30.059	16:12.470	5	Mc. Vallemesa	

Márgen de victoria	Velocidad media	Mejor t° de vuelta	Mejor Vel.	Mejor vuelta para
0.427	-	1:39.291	-	25 - FONTANALS BENAVENT, MA

Jefe de cronometraje

Orbits

Director de Carrera

Camp. Aragón MX, Memorial Gaibar-Mir

Clasificado por vueltas

MX Junior	Motorland - MX 0,000 km	
Primera Manga	20/12/2015 11:30	
Carrera (20:00 y 2 Vueltas) iniciado a 11:25:39		

Pos.	Nº	Name	V.	Total T°	Diff.1°	Mejor Tm	Marca	Equipo
MX-JUNIOR								
1	22	GIRONA ROCA, ALBERT	14	23:42.097		1:38.914	KTM	
2	25	FONTANALS BENAVENT, MARC	14	23:52.569	10.472	1:40.286	KTM	
3	292	GAMBOA MONTERO, ALEX	14	23:54.684	12.587	1:40.396	KTM	
4	23	MUÑOZ DE LA PEÑA VICENTE, J	14	24:51.795	1:09.698	1:41.848	KAWASAKI	
5	21	PARICIO NAVARRO, PEDRO	14	25:18.970	1:36.873	1:46.939	HONDA	
6	15	SONSONA CIVERA, ALEJANDRO	14	25:23.303	1:41.206	1:46.741	KAWASAKI	
7	7	MENE MANERO, LUIS	13	23:46.270	1 Vuelta	1:46.218	KTM	
8	11	CASAS AQUILUE, GONZALO	13	23:51.808	1 Vuelta	1:47.260		
9	8	SAIZ OCHOA, DIEGO	13	23:55.584	1 Vuelta	1:48.355	KTM	
10	58	BRITRIAN LOPEZ, SAUL	13	23:58.462	1 Vuelta	1:48.203		
11	20	LLORENTE TOVAR, CRISTOBAL	13	24:00.421	1 Vuelta	1:48.284		
12	113	CALERO CHICHARRO, AIDA	13	25:41.119	1 Vuelta	1:53.739	KTM	
13	196	GARCIA MARCO, ADRIAN	12	24:00.035	2 Vueltas	1:55.615	YAMAHA	
14	87	GRANDIO CODESAL, JOSE MIGU	12	24:26.466	2 Vueltas	1:58.399		
15	101	REDNIC , RAZVAN TUDOR	12	24:45.548	2 Vueltas	2:00.325		
16	141	LARREN NEVES, MIGUEL ANGEL	12	25:06.237	2 Vueltas	1:59.745	YAMAHA	
17	138	ESCARTIN FORADADA, ADRIAN	12	25:22.046	2 Vueltas	2:01.304	HONDA	
18	599	BERNADAUS VILLANUA, ALBA	12	25:28.744	2 Vueltas	2:04.033		
19	277	GRACIA PALACIN, ABEL	11	24:15.657	3 Vueltas	2:06.454		
No clasificado								
NT	10	GUIMERA GASULLA, RAUL			NT		KTM	

Márgen de victoria	Velocidad media	Mejor t° de vuelta	Mejor Vel.	Mejor vuelta para
10.472	-	1:38.914	-	22 - GIRONA ROCA, ALBERT

Jefe de cronometraje	Orbits
Director de Carrera	

Camp. Aragón MX, Memorial Gaibar-Mir

MX Junior

Motorland - MX 0,000 km

Primera Manga

20/12/2015 11:30

Carrera (20:00 y 2 Vueltas) iniciado a 11:25:39

Lap	Lap Tm	Diff	Time of Day
(22) GIRONA ROCA, ALBERT			
1	1:41.573	+2.659	11:27:26.307
2	1:42.216	+3.302	11:29:08.523
3	1:39.174	+0.260	11:30:47.697
4	1:40.352	+1.438	11:32:28.049
5	1:40.880	+1.966	11:34:08.929
6	1:42.925	+4.011	11:35:51.854
7	1:40.870	+1.956	11:37:32.724
8	1:40.334	+1.420	11:39:13.058
9	1:38.914		11:40:51.972
10	1:40.547	+1.633	11:42:32.519
11	1:40.417	+1.503	11:44:12.936
12	1:42.382	+3.468	11:45:55.318
13	1:42.928	+4.014	11:47:38.246
14	1:43.031	+4.117	11:49:21.277

Lap	Lap Tm	Diff	Time of Day
(25) FONTANALS BENAVENT, MARC			
1	1:43.630	+3.344	11:27:28.677
2	1:41.708	+1.422	11:29:10.385
3	1:42.496	+2.210	11:30:52.881
4	1:42.706	+2.420	11:32:35.587
5	1:42.993	+2.707	11:34:18.580
6	1:41.870	+1.584	11:36:00.450
7	1:42.855	+2.569	11:37:43.305
8	1:40.286		11:39:23.591
9	1:40.296	+0.010	11:41:03.887
10	1:40.989	+0.703	11:42:44.876
11	1:40.895	+0.609	11:44:25.771
12	1:41.608	+1.322	11:46:07.379
13	1:42.276	+1.990	11:47:49.655
14	1:42.094	+1.808	11:49:31.749

Lap	Lap Tm	Diff	Time of Day
(292) GAMBOA MONTERO, ALEX			
1	1:41.131	+0.735	11:27:25.708
2	1:42.416	+2.020	11:29:08.124
3	1:42.659	+2.263	11:30:50.783
4	1:42.636	+2.240	11:32:33.419
5	1:42.715	+2.319	11:34:16.134
6	1:42.110	+1.714	11:35:58.244
7	1:43.099	+2.703	11:37:41.343
8	1:40.508	+0.112	11:39:21.851
9	1:40.396		11:41:02.247
10	1:41.180	+0.784	11:42:43.427
11	1:41.289	+0.893	11:44:24.716
12	1:42.032	+1.636	11:46:06.748
13	1:42.133	+1.737	11:47:48.881
14	1:44.983	+4.587	11:49:33.864

Lap	Lap Tm	Diff	Time of Day
(23) MUÑOZ DE LA PEÑA VICENTE, JUAN			
1	1:42.978	+1.130	11:27:27.776
2	1:41.848		11:29:09.624
3	1:42.237	+0.389	11:30:51.861
4	1:42.946	+1.098	11:32:34.807
5	1:45.339	+3.491	11:34:20.146
6	1:46.870	+5.022	11:36:07.016
7	1:48.769	+6.921	11:37:55.785
8	1:47.914	+6.066	11:39:43.699
9	1:47.883	+6.035	11:41:31.582
10	1:47.526	+5.678	11:43:19.108
11	1:48.472	+6.624	11:45:07.580
12	1:47.488	+5.640	11:46:55.068
13	1:47.670	+5.822	11:48:42.738
14	1:48.237	+6.389	11:50:30.975

Lap	Lap Tm	Diff	Time of Day
(21) PARICIO NAVARRO, PEDRO			

Lap	Lap Tm	Diff	Time of Day
1	1:46.939		11:27:32.268
2	1:47.363	+0.424	11:29:19.631
3	1:47.628	+0.689	11:31:07.259
4	1:47.367	+0.428	11:32:54.626
5	1:48.339	+1.400	11:34:42.965
6	1:48.471	+1.532	11:36:31.436
7	1:48.546	+1.607	11:38:19.982
8	1:47.777	+0.838	11:40:07.759
9	1:47.182	+0.243	11:41:54.941
10	1:48.429	+1.490	11:43:43.370
11	1:48.144	+1.205	11:45:31.514
12	1:47.971	+1.032	11:47:19.485
13	1:48.187	+1.248	11:49:07.672
14	1:50.478	+3.539	11:50:58.150

Lap	Lap Tm	Diff	Time of Day
(15) SONSONA CIVERA, ALEJANDRO			
1	1:51.802	+5.061	11:27:36.525
2	1:47.313	+0.572	11:29:23.838
3	1:46.741		11:31:10.579
4	1:47.474	+0.733	11:32:58.053
5	1:47.484	+0.743	11:34:45.537
6	1:47.097	+0.356	11:36:32.634
7	1:47.773	+1.032	11:38:20.407
8	1:47.923	+1.182	11:40:08.330
9	1:48.451	+1.710	11:41:56.781
10	1:47.763	+1.022	11:43:44.544
11	1:47.868	+1.127	11:45:32.412
12	1:48.567	+1.826	11:47:20.979
13	1:49.383	+2.642	11:49:10.362
14	1:52.121	+5.380	11:51:02.483

Lap	Lap Tm	Diff	Time of Day
(7) MENE MANERO, LUIS			
1	1:52.169	+5.951	11:27:37.637
2	1:47.982	+1.764	11:29:25.619
3	1:48.005	+1.787	11:31:13.624
4	1:46.218		11:32:59.842
5	1:48.569	+2.351	11:34:48.411
6	1:49.606	+3.388	11:36:38.017
7	1:49.791	+3.573	11:38:27.808
8	1:52.401	+6.183	11:40:20.209
9	1:49.368	+3.150	11:42:09.577
10	1:48.879	+2.661	11:43:58.456
11	1:48.458	+2.240	11:45:46.914
12	1:49.517	+3.299	11:47:36.431
13	1:49.019	+2.801	11:49:25.450

Lap	Lap Tm	Diff	Time of Day
(11) CASAS AQUILUE, GONZALO			
1	1:54.588	+7.328	11:27:40.366
2	1:47.260		11:29:27.626
3	1:47.631	+0.371	11:31:15.257
4	1:48.821	+1.561	11:33:04.078
5	1:47.509	+0.249	11:34:51.587
6	1:49.549	+2.289	11:36:41.136
7	1:48.321	+1.061	11:38:29.457
8	1:50.207	+2.947	11:40:19.664
9	1:48.784	+1.524	11:42:08.448
10	1:49.193	+1.933	11:43:57.641
11	1:52.715	+5.455	11:45:50.356
12	1:52.061	+4.801	11:47:42.417
13	1:48.571	+1.311	11:49:30.988

Lap	Lap Tm	Diff	Time of Day
(8) SAIZ OCHOA, DIEGO			
1	1:54.506	+6.151	11:27:39.389
2	1:49.502	+1.147	11:29:28.891
3	1:48.458	+0.103	11:31:17.349
4	1:48.355		11:33:05.704

Lap	Lap Tm	Diff	Time of Day
5	1:49.223	+0.868	11:34:54.927
6	1:49.170	+0.815	11:36:44.097
7	1:48.888	+0.533	11:38:32.985
8	1:48.851	+0.496	11:40:21.836
9	1:49.509	+1.154	11:42:11.345
10	1:50.514	+2.159	11:44:01.859
11	1:49.925	+1.570	11:45:51.784
12	1:51.529	+3.174	11:47:43.313
13	1:51.451	+3.096	11:49:34.764

Lap	Lap Tm	Diff	Time of Day
(58) BRITRIAN LOPEZ, SAUL			
1	1:50.194	+1.991	11:27:35.006
2	1:49.761	+1.558	11:29:24.767
3	1:48.203		11:31:12.970
4	1:50.468	+2.265	11:33:03.438
5	1:52.524	+4.321	11:34:55.962
6	1:49.137	+0.934	11:36:45.099
7	1:49.373	+1.170	11:38:34.472
8	1:49.902	+1.699	11:40:24.374
9	1:49.313	+1.110	11:42:13.687
10	1:52.060	+3.857	11:44:05.747
11	1:50.887	+2.684	11:45:56.634
12	1:50.351	+2.148	11:47:46.985
13	1:50.657	+2.454	11:49:37.642

Lap	Lap Tm	Diff	Time of Day
(20) LLORENTE TOVAR, CRISTOBAL			
1	1:56.026	+7.742	11:27:41.534
2	1:48.412	+0.128	11:29:29.946
3	1:48.844	+0.560	11:31:18.790
4	1:48.284		11:33:07.074
5	1:49.798	+1.514	11:34:56.872
6	1:49.338	+1.054	11:36:46.210
7	1:50.106	+1.822	11:38:36.316
8	1:49.379	+1.095	11:40:25.695
9	1:49.221	+0.937	11:42:14.916
10	1:51.708	+3.424	11:44:06.624
11	1:50.668	+2.384	11:45:57.292
12	1:50.543	+2.259	11:47:47.835
13	1:51.766	+3.482	11:49:39.601

Lap	Lap Tm	Diff	Time of Day
(113) CALERO CHICHARRO, AIDA			
1	1:58.808	+5.069	11:27:43.750
2	1:54.347	+0.608	11:29:38.097
3	1:54.649	+0.910	11:31:32.746
4	1:54.533	+0.794	11:33:27.279
5	1:53.739		11:35:21.018
6	1:55.401	+1.662	11:37:16.419
7	1:55.794	+2.055	11:39:12.213
8	1:57.195	+3.456	11:41:09.408
9	1:56.630	+2.891	11:43:06.038
10	1:56.697	+2.958	11:45:02.735
11	1:58.388	+4.649	11:47:01.123
12	1:58.446	+4.707	11:48:59.569
13	2:20.730	+26.991	11:51:20.299

Lap	Lap Tm	Diff	Time of Day
(196) GARCIA MARCO, ADRIAN			
1	2:00.052	+4.437	11:27:45.816
2	1:55.615		11:29:41.431
3	1:55.968	+0.353	11:31:37.399
4	1:57.073	+1.458	11:33:34.472
5	1:58.937	+3.322	11:35:33.409
6	1:58.805	+3.190	11:37:32.214
7	2:00.688	+5.073	11:39:32.902
8	2:02.416	+6.801	11:41:35.318
9	2:01.101	+5.486	11:43:36.419
10	2:02.203	+6.588	11:45:38.622

Jefe de cronometraje

Orbits

Director de Carrera



Camp. Aragón MX, Memorial Gaibar-Mir

MX Junior

Motorland - MX 0,000 km

Primera Manga

20/12/2015 11:30

Carrera (20:00 y 2 Vueltas) iniciado a 11:25:39

Lap	Lap Tm	Diff	Time of Day
11	1:59.857	+4.242	11:47:38.479
12	2:00.736	+5.121	11:49:39.215

(87) GRANDIO CODESAL, JOSE MIGUEL

1	2:04.848	+6.449	11:27:52.417
2	2:00.802	+2.403	11:29:53.219
3	1:58.399		11:31:51.618
4	2:01.406	+3.007	11:33:53.024
5	2:00.266	+1.867	11:35:53.290
6	1:59.340	+0.941	11:37:52.630
7	1:58.476	+0.077	11:39:51.106
8	1:59.194	+0.795	11:41:50.300
9	2:02.119	+3.720	11:43:52.419
10	2:06.493	+8.094	11:45:58.912
11	2:03.323	+4.924	11:48:02.235
12	2:03.411	+5.012	11:50:05.646

(101) REDNIC, RAZVAN TUDOR

1	2:01.834	+1.509	11:27:47.090
2	2:00.325		11:29:47.415
3	2:00.840	+0.515	11:31:48.255
4	2:00.535	+0.210	11:33:48.790
5	2:01.915	+1.590	11:35:50.705
6	2:04.088	+3.763	11:37:54.793
7	2:04.210	+3.885	11:39:59.003
8	2:05.787	+5.462	11:42:04.790
9	2:05.842	+5.517	11:44:10.632
10	2:04.337	+4.012	11:46:14.969
11	2:05.267	+4.942	11:48:20.236
12	2:04.492	+4.167	11:50:24.728

(141) LARREN NEVES, MIGUEL ANGEL

1	2:04.243	+4.498	11:27:50.102
2	2:00.725	+0.980	11:29:50.827
3	1:59.745		11:31:50.572
4	2:00.700	+0.955	11:33:51.272
5	2:01.445	+1.700	11:35:52.717
6	2:07.223	+7.478	11:37:59.940
7	2:03.358	+3.613	11:40:03.298
8	2:08.223	+8.478	11:42:11.521
9	2:10.040	+10.295	11:44:21.561
10	2:08.993	+9.248	11:46:30.554
11	2:06.895	+7.150	11:48:37.449
12	2:07.968	+8.223	11:50:45.417

(138) ESCARTIN FORADADA, ADRIAN

1	2:06.322	+5.018	11:27:51.592
2	2:01.304		11:29:52.896
3	2:02.482	+1.178	11:31:55.378
4	2:04.050	+2.746	11:33:59.428
5	2:07.866	+6.562	11:36:07.294
6	2:07.669	+6.365	11:38:14.963
7	2:09.340	+8.036	11:40:24.303
8	2:07.599	+6.295	11:42:31.902
9	2:10.004	+8.700	11:44:41.906
10	2:05.376	+4.072	11:46:47.282
11	2:06.445	+5.141	11:48:53.727
12	2:07.499	+6.195	11:51:01.226

(599) BERNADAUS VILLANUA, ALBA

1	2:11.890	+7.857	11:27:56.815
2	2:09.164	+5.131	11:30:05.979
3	2:06.164	+2.131	11:32:12.143
4	2:04.383	+0.350	11:34:16.526
5	2:05.255	+1.222	11:36:21.781
6	2:07.219	+3.186	11:38:29.000

Lap	Lap Tm	Diff	Time of Day
7	2:07.693	+3.660	11:40:36.693
8	2:05.795	+1.762	11:42:42.488
9	2:05.123	+1.090	11:44:47.611
10	2:04.033		11:46:51.644
11	2:07.289	+3.256	11:48:58.933
12	2:08.991	+4.958	11:51:07.924

(277) GRACIA PALACIN, ABEL

1	2:12.134	+5.680	11:27:57.441
2	2:06.454		11:30:03.895
3	2:12.926	+6.472	11:32:16.821
4	2:09.771	+3.317	11:34:26.592
5	2:13.708	+7.254	11:36:40.300
6	2:10.200	+3.746	11:38:50.500
7	2:10.084	+3.630	11:41:00.584
8	2:12.158	+5.704	11:43:12.742
9	2:10.855	+4.401	11:45:23.597
10	2:12.525	+6.071	11:47:36.122
11	2:18.715	+12.261	11:49:54.837

Lap	Lap Tm	Diff	Time of Day
-----	--------	------	-------------

Jefe de cronometraje

Orbits

Director de Carrera



Camp. Aragón MX, Memorial Gaibar-Mir

Clasificado por vueltas

MX Junior	Motorland - MX 0,000 km
Segunda Manga	20/12/2015 13:30
Carrera (20:00 y 2 Vueltas) iniciado a 13:31:06	

Pos.	Nº	Name	V.	Total Tº	Diff.1º	Mejor Tm	Marca	Equipo
MX-JUNIOR								
1	22	GIRONA ROCA, ALBERT	14	23:41.942		1:38.402	KTM	
2	292	GAMBOA MONTERO, ALEX	14	23:58.865	16.923	1:41.375	KTM	
3	25	FONTANALS BENAVENT, MARC	14	24:04.223	22.281	1:41.073	KTM	
4	23	MUÑOZ DE LA PEÑA VICENTE, J	14	25:05.422	1:23.480	1:45.159	KAWASAKI	
5	21	PARICIO NAVARRO, PEDRO	14	25:14.266	1:32.324	1:46.364	HONDA	
6	15	SONSONA CIVERA, ALEJANDRO	14	25:30.622	1:48.680	1:47.585	KAWASAKI	
7	11	CASAS AQUILUE, GONZALO	13	23:42.900	1 Vuelta	1:47.033		
8	7	MENE MANERO, LUIS	13	23:45.496	1 Vuelta	1:46.680	KTM	
9	58	BRITRIAN LOPEZ, SAUL	13	24:04.156	1 Vuelta	1:46.582		
10	10	GUIMERA GASULLA, RAUL	13	24:05.108	1 Vuelta	1:48.781	KTM	
11	20	LLORENTE TOVAR, CRISTOBAL	13	24:09.143	1 Vuelta	1:47.647		
12	113	CALERO CHICHARRO, AIDA	13	25:30.431	1 Vuelta	1:56.182	KTM	
13	196	GARCIA MARCO, ADRIAN	13	25:31.239	1 Vuelta	1:55.275	YAMAHA	
14	87	GRANDIO CODESAL, JOSE MIGU	12	24:37.731	2 Vueltas	2:00.108		
15	141	LARREN NEVES, MIGUEL ANGEL	12	24:47.260	2 Vueltas	2:00.779	YAMAHA	
16	138	ESCARTIN FORADADA, ADRIAN	12	25:20.544	2 Vueltas	2:00.631	HONDA	
17	277	GRACIA PALACIN, ABEL	12	25:30.091	2 Vueltas	2:03.811		
18	599	BERNADAUS VILLANUA, ALBA	11	23:42.395	3 Vueltas	2:06.503		
No clasificado								
NT	8	SAIZ OCHOA, DIEGO	3	5:43.892	NT	1:49.880	KTM	
NT	101	REDNIC , RAZVAN TUDOR		5.792	NT			

Márgen de victoria	Velocidad media	Mejor tº de vuelta	Mejor Vel.	Mejor vuelta para
16.923	-	1:38.402	-	22 - GIRONA ROCA, ALBERT

Jefe de cronometraje	Orbits
Director de Carrera	

Camp. Aragón MX, Memorial Gaibar-Mir

MX Junior **Motorland - MX 0,000 km**

Segunda Manga **20/12/2015 13:30**

Carrera (20:00 y 2 Vueltas) iniciado a 13:31:06

Lap	Lap Tm	Diff	Time of Day
(22) GIRONA ROCA, ALBERT			
1	1:40.158	+1.756	13:32:51.720
2	1:38.402		13:34:30.122
3	1:39.613	+1.211	13:36:09.735
4	1:39.777	+1.375	13:37:49.512
5	1:42.401	+3.999	13:39:31.913
6	1:41.076	+2.674	13:41:12.989
7	1:40.856	+2.454	13:42:53.845
8	1:40.376	+1.974	13:44:34.221
9	1:40.297	+1.895	13:46:14.518
10	1:42.653	+4.251	13:47:57.171
11	1:42.514	+4.112	13:49:39.685
12	1:42.169	+3.767	13:51:21.854
13	1:42.034	+3.632	13:53:03.888
14	1:44.238	+5.836	13:54:48.126

Lap	Lap Tm	Diff	Time of Day
(292) GAMBOA MONTERO, ALEX			
1	1:43.130	+1.755	13:32:54.597
2	1:42.713	+1.338	13:34:37.310
3	1:41.994	+0.619	13:36:19.304
4	1:41.375		13:38:00.679
5	1:41.681	+0.306	13:39:42.360
6	1:41.400	+0.025	13:41:23.760
7	1:42.059	+0.684	13:43:05.819
8	1:43.219	+1.844	13:44:49.038
9	1:41.904	+0.529	13:46:30.942
10	1:41.856	+0.481	13:48:12.798
11	1:41.684	+0.309	13:49:54.482
12	1:43.003	+1.628	13:51:37.485
13	1:42.466	+1.091	13:53:19.951
14	1:45.098	+3.723	13:55:05.049

Lap	Lap Tm	Diff	Time of Day
(25) FONTANALS BENAVENT, MARC			
1	1:46.045	+4.972	13:32:57.868
2	1:42.756	+1.683	13:34:40.624
3	1:42.488	+1.415	13:36:23.112
4	1:41.800	+0.727	13:38:04.912
5	1:41.073		13:39:45.985
6	1:43.271	+2.198	13:41:29.256
7	1:42.325	+1.252	13:43:11.581
8	1:41.975	+0.902	13:44:53.556
9	1:42.182	+1.109	13:46:35.738
10	1:42.984	+1.911	13:48:18.722
11	1:42.646	+1.573	13:50:01.368
12	1:41.159	+0.086	13:51:42.527
13	1:42.850	+1.777	13:53:25.377
14	1:45.030	+3.957	13:55:10.407

Lap	Lap Tm	Diff	Time of Day
(23) MUÑOZ DE LA PEÑA VICENTE, JUAN			
1	1:45.159		13:32:56.790
2	1:45.779	+0.620	13:34:42.569
3	1:46.346	+1.187	13:36:28.915
4	1:46.519	+1.360	13:38:15.434
5	1:46.243	+1.084	13:40:01.677
6	1:47.030	+1.871	13:41:48.707
7	1:47.007	+1.848	13:43:35.714
8	1:48.864	+3.705	13:45:24.578
9	1:46.985	+1.826	13:47:11.563
10	1:46.060	+0.901	13:48:57.623
11	1:47.863	+2.704	13:50:45.486
12	1:46.995	+1.836	13:52:32.481
13	1:49.077	+3.918	13:54:21.558
14	1:50.048	+4.889	13:56:11.606

Lap	Lap Tm	Diff	Time of Day
(21) PARICIO NAVARRO, PEDRO			

Lap	Lap Tm	Diff	Time of Day
1	1:50.884	+4.520	13:33:02.819
2	1:47.339	+0.975	13:34:50.158
3	1:48.052	+1.688	13:36:38.210
4	1:47.139	+0.775	13:38:25.349
5	1:46.364		13:40:11.713
6	1:47.065	+0.701	13:41:58.778
7	1:47.894	+1.530	13:43:46.672
8	1:47.519	+1.155	13:45:34.191
9	1:46.814	+0.450	13:47:21.005
10	1:47.774	+1.410	13:49:08.779
11	1:47.893	+1.529	13:50:56.672
12	1:47.018	+0.654	13:52:43.690
13	1:48.036	+1.672	13:54:31.726
14	1:48.724	+2.360	13:56:20.450

Lap	Lap Tm	Diff	Time of Day
(15) SONSONA CIVERA, ALEJANDRO			
1	1:52.712	+5.127	13:33:04.784
2	1:48.031	+0.446	13:34:52.815
3	1:47.688	+0.103	13:36:40.503
4	1:47.861	+0.276	13:38:28.364
5	1:48.127	+0.542	13:40:16.491
6	1:47.585		13:42:04.076
7	1:49.060	+1.475	13:43:53.136
8	1:48.401	+0.816	13:45:41.537
9	1:48.807	+1.222	13:47:30.344
10	1:48.274	+0.689	13:49:18.618
11	1:47.829	+0.244	13:51:06.447
12	1:48.095	+0.510	13:52:54.542
13	1:48.930	+1.345	13:54:43.472
14	1:53.334	+5.749	13:56:36.806

Lap	Lap Tm	Diff	Time of Day
(11) CASAS AQUILUE, GONZALO			
1	1:53.562	+6.529	13:33:05.494
2	1:49.846	+2.813	13:34:55.340
3	1:47.648	+0.615	13:36:42.988
4	1:47.033		13:38:30.021
5	1:47.208	+0.175	13:40:17.229
6	1:48.960	+1.927	13:42:06.189
7	1:51.087	+4.054	13:43:57.276
8	1:48.317	+1.284	13:45:45.593
9	1:49.779	+2.746	13:47:35.372
10	1:48.492	+1.459	13:49:23.864
11	1:48.574	+1.541	13:51:12.438
12	1:47.834	+0.801	13:53:00.272
13	1:48.812	+1.779	13:54:49.084

Lap	Lap Tm	Diff	Time of Day
(7) MENE MANERO, LUIS			
1	1:54.134	+7.454	13:33:07.247
2	1:49.339	+2.659	13:34:56.586
3	1:50.139	+3.459	13:36:46.725
4	1:50.208	+3.528	13:38:36.933
5	1:47.140	+0.460	13:40:24.073
6	1:49.058	+2.378	13:42:13.131
7	1:48.893	+2.213	13:44:02.024
8	1:48.366	+1.686	13:45:50.390
9	1:47.655	+0.975	13:47:38.045
10	1:50.019	+3.339	13:49:28.064
11	1:46.680		13:51:14.744
12	1:48.415	+1.735	13:53:03.159
13	1:48.521	+1.841	13:54:51.680

Lap	Lap Tm	Diff	Time of Day
(58) BRITRIAN LOPEZ, SAUL			
1	1:50.532	+3.950	13:33:02.141
2	1:49.486	+2.904	13:34:51.627
3	1:48.213	+1.631	13:36:39.840
4	1:46.582		13:38:26.422

Lap	Lap Tm	Diff	Time of Day
5	1:48.405	+1.823	13:40:14.827
6	1:50.636	+4.054	13:42:05.463
7	1:50.952	+4.370	13:43:56.415
8	1:52.039	+5.457	13:45:48.454
9	1:52.137	+5.555	13:47:40.591
10	1:51.346	+4.764	13:49:31.937
11	1:52.469	+5.887	13:51:24.406
12	1:53.240	+6.658	13:53:17.646
13	1:52.694	+6.112	13:55:10.340

Lap	Lap Tm	Diff	Time of Day
(10) GUIMERA GASULLA, RAUL			
1	1:52.504	+3.723	13:33:04.151
2	1:50.459	+1.678	13:34:54.610
3	1:50.865	+2.084	13:36:45.475
4	1:50.696	+1.915	13:38:36.171
5	1:48.781		13:40:24.952
6	1:51.338	+2.557	13:42:16.290
7	1:50.719	+1.938	13:44:07.009
8	1:49.704	+0.923	13:45:56.713
9	1:50.507	+1.726	13:47:47.220
10	1:51.516	+2.735	13:49:38.736
11	1:50.663	+1.882	13:51:29.399
12	1:49.455	+0.674	13:53:18.854
13	1:52.438	+3.657	13:55:11.292

Lap	Lap Tm	Diff	Time of Day
(20) LLORENTE TOVAR, CRISTOBAL			
1	1:54.239	+6.592	13:33:06.630
2	1:49.218	+1.571	13:34:55.848
3	1:48.418	+0.771	13:36:44.266
4	1:48.450	+0.803	13:38:32.716
5	1:47.980	+0.333	13:40:20.696
6	1:47.647		13:42:08.343
7	1:49.496	+1.849	13:43:57.839
8	1:50.966	+3.319	13:45:48.805
9	1:48.180	+0.533	13:47:36.985
10	1:48.201	+0.554	13:49:25.186
11	1:48.239	+0.592	13:51:13.425
12	1:47.891	+0.244	13:53:01.316
13	2:14.011	+26.364	13:55:15.327

Lap	Lap Tm	Diff	Time of Day
(113) CALERO CHICHARRO, AIDA			
1	1:57.490	+1.308	13:33:08.919
2	1:57.011	+0.829	13:35:05.930
3	1:56.669	+0.487	13:37:02.599
4	1:58.620	+2.438	13:39:01.219
5	1:57.596	+1.414	13:40:58.815
6	1:57.042	+0.860	13:42:55.857
7	1:57.183	+1.001	13:44:53.040
8	1:58.780	+2.598	13:46:51.820
9	1:57.174	+0.992	13:48:48.994
10	1:56.182		13:50:45.176
11	1:56.254	+0.072	13:52:41.430
12	1:57.214	+1.032	13:54:38.644
13	1:57.971	+1.789	13:56:36.615

Lap	Lap Tm	Diff	Time of Day
(196) GARCIA MARCO, ADRIAN			
1	2:00.191	+4.916	13:33:11.831
2	1:55.633	+0.358	13:35:07.464
3	1:56.071	+0.796	13:37:03.535
4	1:56.150	+0.875	13:38:59.685
5	1:57.192	+1.917	13:40:56.877
6	1:56.770	+1.495	13:42:53.647
7	1:58.174	+2.899	13:44:51.821
8	1:58.967	+3.692	13:46:50.788
9	1:57.307	+2.032	13:48:48.095
10	1:59.235	+3.960	13:50:47.330

Camp. Aragón MX, Memorial Gaibar-Mir

MX Junior

Motorland - MX 0,000 km

Segunda Manga

20/12/2015 13:30

Carrera (20:00 y 2 Vueltas) iniciado a 13:31:06

Lap	Lap Tm	Diff	Time of Day
11	1:55.275		13:52:42.605
12	1:57.184	+1.909	13:54:39.789
13	1:57.634	+2.359	13:56:37.423

(87) GRANDIO CODESAL, JOSE MIGUEL

1	2:02.541	+2.433	13:33:14.577
2	2:00.108		13:35:14.685
3	2:03.488	+3.380	13:37:18.173
4	2:02.309	+2.201	13:39:20.482
5	2:02.727	+2.619	13:41:23.209
6	2:03.847	+3.739	13:43:27.056
7	2:03.334	+3.226	13:45:30.390
8	2:03.663	+3.555	13:47:34.053
9	2:02.589	+2.481	13:49:36.642
10	2:02.547	+2.439	13:51:39.189
11	2:01.883	+1.775	13:53:41.072
12	2:02.843	+2.735	13:55:43.915

(141) LARREN NEVES, MIGUEL ANGEL

1	2:09.107	+8.328	13:33:21.706
2	2:02.837	+2.058	13:35:24.543
3	2:00.839	+0.060	13:37:25.382
4	2:01.014	+0.235	13:39:26.396
5	2:04.405	+3.626	13:41:30.801
6	2:00.779		13:43:31.580
7	2:02.888	+2.109	13:45:34.468
8	2:01.906	+1.127	13:47:36.374
9	2:04.851	+4.072	13:49:41.225
10	2:04.699	+3.920	13:51:45.924
11	2:03.455	+2.676	13:53:49.379
12	2:04.065	+3.286	13:55:53.444

(138) ESCARTIN FORADADA, ADRIAN

1	2:10.879	+10.248	13:33:23.584
2	2:02.288	+1.657	13:35:25.872
3	2:06.173	+5.542	13:37:32.045
4	2:00.631		13:39:32.676
5	2:03.684	+3.053	13:41:36.360
6	2:04.934	+4.303	13:43:41.294
7	2:06.760	+6.129	13:45:48.054
8	2:08.993	+8.362	13:47:57.047
9	2:08.651	+8.020	13:50:05.698
10	2:09.057	+8.426	13:52:14.755
11	2:04.978	+4.347	13:54:19.733
12	2:06.995	+6.364	13:56:26.728

(277) GRACIA PALACIN, ABEL

1	2:08.467	+4.656	13:33:20.306
2	2:03.811		13:35:24.117
3	2:07.288	+3.477	13:37:31.405
4	2:08.717	+4.906	13:39:40.122
5	2:08.171	+4.360	13:41:48.293
6	2:08.451	+4.640	13:43:56.744
7	2:09.473	+5.662	13:46:06.217
8	2:06.116	+2.305	13:48:12.333
9	2:06.196	+2.385	13:50:18.529
10	2:04.858	+1.047	13:52:23.387
11	2:07.296	+3.485	13:54:30.683
12	2:05.592	+1.781	13:56:36.275

(599) BERNADAUS VILLANUA, ALBA

1	2:14.060	+7.557	13:33:25.690
2	2:10.363	+3.860	13:35:36.053
3	2:06.503		13:37:42.556
4	2:07.814	+1.311	13:39:50.370
5	2:07.584	+1.081	13:41:57.954

Lap	Lap Tm	Diff	Time of Day
6	2:10.752	+4.249	13:44:08.706
7	2:07.298	+0.795	13:46:16.004
8	2:07.106	+0.603	13:48:23.110
9	2:07.706	+1.203	13:50:30.816
10	2:08.180	+1.677	13:52:38.996
11	2:09.583	+3.080	13:54:48.579

(8) SAIZ OCHOA, DIEGO

1	1:57.600	+7.720	13:33:09.752
2	1:50.444	+0.564	13:35:00.196
3	1:49.880		13:36:50.076

Lap	Lap Tm	Diff	Time of Day
-----	--------	------	-------------

Jefe de cronometraje

Orbits

Director de Carrera



Camp. Aragón MX, Memorial Gaibar-Mir

MX Junior	Motorland - MX 0,000 km
Final MX-Junior	

Pos.	Nº	Nombre	T. Punt.	1ªM	2ªM	Club	Marca
MX-JUNIOR							
1	22	GIRONA ROCA, ALBERT	50	25	25	Mc. Segre	KTM
2	292	GAMBOA MONTERO, ALEX	42	20	22	Macotera Raceway	KTM
3	25	FONTANALS BENAVENT, MARC	42	22	20	Mc Cubelles	KTM
4	23	MUÑOZ DE LA PEÑA VICENTE, JUAN	36	18	18	Sinesponsor Racing	KAWASAKI
5	21	PARICIO NAVARRO, PEDRO	32	16	16	T.S.R.	HONDA
6	15	SONSONA CIVERA, ALEJANDRO	30	15	15	T.S.R.	KAWASAKI
7	11	CASAS AQUILUE, GONZALO	27	13	14	Pm. Oscense	
8	7	MENE MANERO, LUIS	27	14	13	Tauste Mc.	KTM
9	58	BRITRIAN LOPEZ, SAUL	23	11	12	Pm. Oscense	
10	20	LLORENTE TOVAR, CRISTOBAL	20	10	10	Esc. R.T.S.	
11	113	CALERO CHICHARRO, AIDA	18	9	9	Mc Cifuentes	KTM
12	141	LARREN NEVES, MIGUEL ANGEL	15	7	8	Mc Mx Soria	YAMAHA
13	138	ESCARTIN FORADADA, ADRIAN	13	6	7	Pm. Oscense	HONDA
14	8	SAIZ OCHOA, DIEGO	12	12	0	Mc. Vallemesa	KTM
15	10	GUIMERA GASULLA, RAUL	11	0	11	Trial Matarraña	KTM
16	277	GRACIA PALACIN, ABEL	10	4	6	Mc. Vallemesa	
17	599	BERNADAUS VILLANUA, ALBA	10	5	5	Mc. Vallemesa	
18	101	REDNIC , RAZVAN TUDOR	8	8	0	Mc. Segre	
19	196	GARCIA MARCO, ADRIAN	0	0	0	Mc. Vallemesa	YAMAHA
20	87	GRANDIO CODESAL, JOSE MIGUEL	0	0	0	A. D. Aragón Sport	



Camp. Aragón MX, Memorial Gaibar-Mir

Clasificado por mejor tiempo de vuelta

MX-65 / MX-85

Motorland - MX 0,000 km

Entrenos Oficiales

20/12/2015 10:10

Clasificación (15:00 Tiempo) iniciado a 10:10:08

Pos.	N°	Name	Mejor Tm	Diff. 1°	Total T°	EnV.	Club	Equipo
1	299	FONTOVA SALVIA, ALBERT	1:45.579		16:24.045	6	Mc. Segre	
2	1	MENE MANERO, NICOLAS	1:46.967	1.388	16:52.963	4	Tauste Mc.	
3	223	TORRIJO SIESO, DIEGO	1:47.359	1.780	16:40.999	3	Pm. Oscense	
4	23	SAEZ ZAPATA, FERMIN	1:48.126	2.547	15:47.870	5	Mc. Zuera	
5	12	FERRE PLA, FERRAN	1:51.573	5.994	15:30.474	5	Mc Senia	
6	28	PONS SALADELAFONT, ORIOL	1:57.316	11.737	15:54.988	7	Mc. Segre	
7	211	ALBISUA FUENTES, GILEN	1:58.475	12.896	15:13.043	7	Mc. Aiala	
8	11	PANZANO FERRER, SAMUEL	1:59.642	14.063	16:07.458	4	Pm. Oscense	
9	8	DOMINGUEZ OLIVA, YAGO	2:01.543	15.964	15:08.082	4	4DEnergies	
10	43	PEREZ GIMENEZ, MARC	2:01.818	16.239	15:27.666	4	Mc St.Celoni	
11	61	PANZANO FERRER, MARCOS	2:02.240	16.661	15:31.504	7	Pm. Oscense	
12	14	QUESADA GARCIA, SALVADOR	2:03.150	17.571	16:58.169	3	MC Xarquim	
13	611	BALLESTER FERRER, NACHO	2:03.998	18.419	13:46.670	2	C.M. Alcañiz	
14	95	SANCHEZ ESCUER, EDGAR	2:05.149	19.570	17:07.388	3	MC Alpicat	
15	76	GIRAL ROMERO, JULIAN	2:06.711	21.132	15:50.554	5	Motorland Aragon C.D.	
16	28	GARCIA LEGUA, IVAN	2:08.580	23.001	15:37.929	3	Mc. Vallemesa	
17	65	ORTIGA SANCHEZ, IVAN	2:18.347	32.768	15:28.451	2	Mc Amposta	
18	25	UCAR SANCHEZ, POL	2:24.878	39.299	16:05.307	5	Racc M.S.	
19	137	REDNIC , RAUL ADRIAN	2:28.507	42.928	15:36.787	6	Mc. Segre	

Márgen de victoria	Velocidad media	Mejor t° de vuelta	Mejor Vel.	Mejor vuelta para
11.964	-	1:45.579	-	299 - FONTOVA SALVIA, ALBERT

Jefe de cronometraje

Orbits

Director de Carrera

Camp. Aragón MX, Memorial Gaibar-Mir

Clasificado por vueltas

MX-65 / MX-85

Motorland - MX 0,000 km

Primera Manga

20/12/2015 12:00

Carrera (15:00 y 2 Vueltas) iniciado a 11:55:05

Pos.	N°	Name	V.	Total T°	Diff.1°	Mejor Tm	Marca	Equipo
MX-65								
1	12	FERRE PLA, FERRAN	11	21:31.661		1:54.197	KTM	
2	211	ALBUSUA FUENTES, GILEN	10	19:54.799	1 Vuelta	1:57.255	KTM	
3	8	DOMINGUEZ OLIVA, YAGO	10	20:16.405	1 Vuelta	1:58.907	KTM	
4	611	BALLESTER FERRER, NACHO	10	20:30.220	1 Vuelta	1:59.640		
5	14	QUESADA GARCIA, SALVADOR	10	20:39.357	1 Vuelta	2:00.146		
6	43	PEREZ GIMENEZ, MARC	10	21:06.022	1 Vuelta	2:00.494	KTM	
7	95	SANCHEZ ESCUER, EDGAR	10	21:31.195	1 Vuelta	2:05.917		
8	28	GARCIA LEGUA, IVAN	9	19:43.220	2 Vueltas	2:06.617	KTM	
9	137	REDNIC , RAUL ADRIAN	9	21:45.928	2 Vueltas	2:18.299		
10	25	UCAR SANCHEZ, POL	8	20:58.249	3 Vueltas	2:19.089	SIN MARCA	
MX-85								
1	299	FONTOVA SALVIA, ALBERT	11	19:42.894		1:45.090	KTM	
2	223	TORRIJO SIESO, DIEGO	11	20:14.885	31.991	1:46.299		
3	23	SAEZ ZAPATA, FERMIN	11	20:37.587	54.693	1:48.143	KTM	
4	11	PANZANO FERRER, SAMUEL	11	21:42.624	1:59.730	1:54.717		
5	61	PANZANO FERRER, MARCOS	10	19:47.578	1 Vuelta	1:56.027		
6	76	GIRAL ROMERO, JULIAN	10	20:07.094	1 Vuelta	1:57.928	SUZUKI	
7	28	PONS SALADELAFONT, ORIOL	10	20:07.832	1 Vuelta	1:57.426	YAMAHA	
8	65	ORTIGA SANCHEZ, IVAN	9	21:26.597	2 Vueltas	2:16.026		
No clasificado								
NT	1	MENE MANERO, NICOLAS	6	11:01.373	NT	1:47.241	KAWASAKI	

Márgen de victoria	Velocidad media	Mejor t° de vuelta	Mejor Vel.	Mejor vuelta para
31.991	-	1:45.090	-	299 - FONTOVA SALVIA, ALBERT

Jefe de cronometraje	Orbits
Director de Carrera	

Camp. Aragón MX, Memorial Gaibar-Mir

MX-65 / MX-85

Motorland - MX 0,000 km

Primera Manga

20/12/2015 12:00

Carrera (15:00 y 2 Vueltas) iniciado a 11:55:05

Lap	Lap Tm	Diff	Time of Day
(299) FONTOVA SALVIA, ALBERT			
1	1:45.090		11:56:56.327
2	1:47.119	+2.029	11:58:43.446
3	1:46.552	+1.462	12:00:29.998
4	1:47.159	+2.069	12:02:17.157
5	1:46.436	+1.346	12:04:03.593
6	1:47.859	+2.769	12:05:51.452
7	1:46.864	+1.774	12:07:38.316
8	1:48.095	+3.005	12:09:26.411
9	1:47.289	+2.199	12:11:13.700
10	1:46.475	+1.385	12:13:00.175
11	1:48.684	+3.594	12:14:48.859

Lap	Lap Tm	Diff	Time of Day
(223) TORRIJO SIESO, DIEGO			
1	1:48.468	+2.169	11:57:00.041
2	1:46.299		11:58:46.340
3	1:47.720	+1.421	12:00:34.060
4	1:49.728	+3.429	12:02:23.788
5	1:48.224	+1.925	12:04:12.012
6	1:49.556	+3.257	12:06:01.568
7	1:49.216	+2.917	12:07:50.784
8	1:50.721	+4.422	12:09:41.505
9	1:52.517	+6.218	12:11:34.022
10	1:51.859	+5.560	12:13:25.881
11	1:54.969	+8.670	12:15:20.850

Lap	Lap Tm	Diff	Time of Day
(23) SAEZ ZAPATA, FERMIN			
1	1:49.042	+0.899	11:57:00.879
2	1:48.143		11:58:49.022
3	1:48.260	+0.117	12:00:37.282
4	1:49.139	+0.996	12:02:26.421
5	1:50.431	+2.288	12:04:16.852
6	1:50.300	+2.157	12:06:07.152
7	1:53.356	+5.213	12:08:00.508
8	1:53.242	+5.099	12:09:53.750
9	1:55.622	+7.479	12:11:49.372
10	1:57.605	+9.462	12:13:46.977
11	1:56.575	+8.432	12:15:43.552

Lap	Lap Tm	Diff	Time of Day
(12) FERRE PLA, FERRAN			
1	2:02.599	+8.402	11:57:14.919
2	1:58.904	+4.707	11:59:13.823
3	1:57.166	+2.969	12:01:10.989
4	1:54.298	+0.101	12:03:05.287
5	1:54.197		12:04:59.484
6	1:54.635	+0.438	12:06:54.119
7	1:56.146	+1.949	12:08:50.265
8	1:55.046	+0.849	12:10:45.311
9	1:55.709	+1.512	12:12:41.020
10	1:57.999	+3.802	12:14:39.019
11	1:58.607	+4.410	12:16:37.626

Lap	Lap Tm	Diff	Time of Day
(11) PANZANO FERRER, SAMUEL			
1	2:01.907	+7.190	11:57:14.272
2	1:59.125	+4.408	11:59:13.397
3	1:57.400	+2.683	12:01:10.797
4	1:55.688	+0.971	12:03:06.485
5	1:55.351	+0.634	12:05:01.836
6	1:54.717		12:06:56.553
7	1:58.214	+3.497	12:08:54.767
8	1:56.707	+1.990	12:10:51.474
9	1:57.362	+2.645	12:12:48.836
10	1:57.784	+3.067	12:14:46.620
11	2:01.969	+7.252	12:16:48.589

Lap	Lap Tm	Diff	Time of Day
(61) PANZANO FERRER, MARCOS			
1	2:01.249	+5.222	11:57:13.300
2	1:58.883	+2.856	11:59:12.183
3	1:57.456	+1.429	12:01:09.639
4	1:58.648	+2.621	12:03:08.287
5	1:57.024	+0.997	12:05:05.311
6	1:58.748	+2.721	12:07:04.059
7	1:56.027		12:09:00.086
8	1:57.211	+1.184	12:10:57.297
9	1:58.315	+2.288	12:12:55.612
10	1:57.931	+1.904	12:14:53.543

Lap	Lap Tm	Diff	Time of Day
(211) ALBISUA FUENTES, GLEN			
1	2:03.697	+6.442	11:57:15.704
2	1:59.230	+1.975	11:59:14.934
3	1:57.255		12:01:12.189
4	1:57.917	+0.662	12:03:10.106
5	1:57.515	+0.260	12:05:07.621
6	1:58.420	+1.165	12:07:06.041
7	1:57.760	+0.505	12:09:03.801
8	1:59.489	+2.234	12:11:03.290
9	1:58.292	+1.037	12:13:01.582
10	1:59.182	+1.927	12:15:00.764

Lap	Lap Tm	Diff	Time of Day
(76) GIRAL ROMERO, JULIAN			
1	2:06.721	+8.793	11:57:19.454
2	2:01.668	+3.740	11:59:21.122
3	2:00.092	+2.164	12:01:21.214
4	1:58.787	+0.859	12:03:20.001
5	1:59.513	+1.585	12:05:19.514
6	1:57.928		12:07:17.442
7	1:59.141	+1.213	12:09:16.583
8	1:58.740	+0.812	12:11:15.323
9	1:59.207	+1.279	12:13:14.530
10	1:58.529	+0.601	12:15:13.059

Lap	Lap Tm	Diff	Time of Day
(28) PONS SALADELAFONT, ORIOL			
1	2:05.170	+7.744	11:57:18.070
2	1:57.546	+0.120	11:59:15.616
3	1:57.426		12:01:13.042
4	1:59.341	+1.915	12:03:12.383
5	1:58.183	+0.757	12:05:10.566
6	2:00.062	+2.636	12:07:10.628
7	2:00.175	+2.749	12:09:10.803
8	2:02.642	+5.216	12:11:13.445
9	2:00.510	+3.084	12:13:13.955
10	1:59.842	+2.416	12:15:13.797

Lap	Lap Tm	Diff	Time of Day
(8) DOMINGUEZ OLIVA, YAGO			
1	2:07.593	+8.686	11:57:20.736
2	1:59.460	+0.553	11:59:20.196
3	2:00.183	+1.276	12:01:20.379
4	1:58.907		12:03:19.286
5	2:00.053	+1.146	12:05:19.339
6	1:59.501	+0.594	12:07:18.840
7	2:00.571	+1.664	12:09:19.411
8	1:59.935	+1.028	12:11:19.346
9	2:00.972	+2.065	12:13:20.318
10	2:02.052	+3.145	12:15:22.370

Lap	Lap Tm	Diff	Time of Day
(611) BALLESTER FERRER, NACHO			
1	2:05.312	+5.672	11:57:17.839
2	2:01.144	+1.504	11:59:18.983
3	1:59.697	+0.057	12:01:18.680
4	2:03.586	+3.946	12:03:22.266
5	1:59.640		12:05:21.906

Lap	Lap Tm	Diff	Time of Day
6	2:01.350	+1.710	12:07:23.256
7	2:05.249	+5.609	12:09:28.505
8	2:02.307	+2.667	12:11:30.812
9	2:02.371	+2.731	12:13:33.183
10	2:03.002	+3.362	12:15:36.185

Lap	Lap Tm	Diff	Time of Day
(14) QUESADA GARCIA, SALVADOR			
1	2:12.383	+12.237	11:57:25.634
2	2:03.374	+3.228	11:59:29.008
3	2:00.146		12:01:29.154
4	2:01.902	+1.756	12:03:31.056
5	2:01.770	+1.624	12:05:32.826
6	2:01.008	+0.862	12:07:33.834
7	2:01.536	+1.390	12:09:35.370
8	2:02.555	+2.409	12:11:37.925
9	2:02.410	+2.264	12:13:40.335
10	2:04.987	+4.841	12:15:45.322

Lap	Lap Tm	Diff	Time of Day
(43) PEREZ GIMENEZ, MARC			
1	2:11.765	+11.271	11:57:25.254
2	2:05.269	+4.775	11:59:30.523
3	2:00.494		12:01:31.017
4	2:01.189	+0.695	12:03:32.206
5	2:02.308	+1.814	12:05:34.514
6	2:00.792	+0.298	12:07:35.306
7	2:01.954	+1.460	12:09:37.260
8	2:02.530	+2.036	12:11:39.790
9	2:31.274	+30.780	12:14:11.064
10	2:00.923	+0.429	12:16:11.987

Lap	Lap Tm	Diff	Time of Day
(95) SANCHEZ ESCUER, EDGAR			
1	2:14.389	+8.472	11:57:26.695
2	2:09.209	+3.292	11:59:35.904
3	2:09.442	+3.525	12:01:45.346
4	2:05.917		12:03:51.263
5	2:06.910	+0.993	12:05:58.173
6	2:08.406	+2.489	12:08:06.579
7	2:07.385	+1.468	12:10:13.964
8	2:08.113	+2.196	12:12:22.077
9	2:07.632	+1.715	12:14:29.709
10	2:07.451	+1.534	12:16:37.160

Lap	Lap Tm	Diff	Time of Day
(28) GARCIA LEGUA, IVAN			
1	2:12.272	+5.655	11:57:24.819
2	2:10.178	+3.561	11:59:34.997
3	2:12.398	+5.781	12:01:47.395
4	2:07.930	+1.313	12:03:55.325
5	2:10.170	+3.553	12:06:05.495
6	2:09.214	+2.597	12:08:14.709
7	2:07.389	+0.772	12:10:22.098
8	2:06.617		12:12:28.715
9	2:20.470	+13.853	12:14:49.185

Lap	Lap Tm	Diff	Time of Day
(65) ORTIGA SANCHEZ, IVAN			
1	2:46.106	+30.080	11:57:59.491
2	2:16.026		12:00:15.517
3	2:20.655	+4.629	12:02:36.172
4	2:18.147	+2.121	12:04:54.319
5	2:19.019	+2.993	12:07:13.338
6	2:18.144	+2.118	12:09:31.482
7	2:20.789	+4.763	12:11:52.271
8	2:19.655	+3.629	12:14:11.926
9	2:20.636	+4.610	12:16:32.562

Lap	Lap Tm	Diff	Time of Day
(137) REDNIC, RAUL ADRIAN			
1	2:25.415	+7.116	11:57:38.234

Jefe de cronometraje

Orbits

Director de Carrera



Camp. Aragón MX, Memorial Gaibar-Mir

MX-65 / MX-85

Motorland - MX 0,000 km

Primera Manga

20/12/2015 12:00

Carrera (15:00 y 2 Vueltas) iniciado a 11:55:05

Lap	Lap Tm	Diff	Time of Day
2	2:18.856	+0.557	11:59:57.090
3	2:35.803	+17.504	12:02:32.893
4	2:18.299		12:04:51.192
5	2:24.765	+6.466	12:07:15.957
6	2:25.787	+7.488	12:09:41.744
7	2:21.927	+3.628	12:12:03.671
8	2:23.547	+5.248	12:14:27.218
9	2:24.675	+6.376	12:16:51.893

(25) UCAR SANCHEZ, POL

Lap	Lap Tm	Diff	Time of Day
1	2:23.270	+4.181	11:57:37.306
2	2:19.089		11:59:56.395
3	2:21.864	+2.775	12:02:18.259
4	4:12.838	+1:53.749	12:06:31.097
5	2:23.955	+4.866	12:08:55.052
6	2:22.595	+3.506	12:11:17.647
7	2:22.511	+3.422	12:13:40.158
8	2:24.056	+4.967	12:16:04.214

(1) MENE MANERO, NICOLAS

Lap	Lap Tm	Diff	Time of Day
1	1:50.564	+3.323	11:57:02.891
2	1:48.178	+0.937	11:58:51.069
3	1:47.241		12:00:38.310
4	1:49.105	+1.864	12:02:27.415
5	1:50.306	+3.065	12:04:17.721
6	1:49.617	+2.376	12:06:07.338

Lap Lap Tm Diff Time of Day

Lap Lap Tm Diff Time of Day



Camp. Aragón MX, Memorial Gaibar-Mir

Clasificado por vueltas

MX-65 / MX-85

Motorland - MX 0,000 km

Segunda Manga

20/12/2015 14:00

Carrera (15:00 y 2 Vueltas) iniciado a 14:00:33

Pos.	Nº	Name	V.	Total T°	Diff.1°	Mejor Tm	Marca	Equipo
MX-65								
1	12	FERRE PLA, FERRAN	11	21:11.630		1:54.436	KTM	
2	211	ALBUSUA FUENTES, GILEN	10	19:58.513	1 Vuelta	1:57.734	KTM	
3	8	DOMINGUEZ OLIVA, YAGO	10	20:02.983	1 Vuelta	1:57.592	KTM	
4	43	PEREZ GIMENEZ, MARC	10	20:24.886	1 Vuelta	2:00.311	KTM	
5	14	QUESADA GARCIA, SALVADOR	10	21:08.984	1 Vuelta	2:03.016		
6	611	BALLESTER FERRER, NACHO	10	21:24.543	1 Vuelta	2:00.060		
7	28	GARCIA LEGUA, IVAN	9	20:34.901	2 Vueltas	2:11.992	KTM	
8	25	UCAR SANCHEZ, POL	9	21:22.209	2 Vueltas	2:18.269	SIN MARCA	
9	95	SANCHEZ ESCUER, EDGAR	8	20:35.376	3 Vueltas	2:09.639		

No clasificado

NT 137 REDNIC , RAUL ADRIAN 1 2:32.721 NT 2:26.439

MX-85

1	299	FONTOVA SALVIA, ALBERT	11	19:39.034		1:44.883	KTM	
2	223	TORRIJO SIESO, DIEGO	11	20:27.393	48.359	1:48.839		
3	23	SAEZ ZAPATA, FERMIN	11	20:40.895	1:01.861	1:50.993	KTM	
4	11	PANZANO FERRER, SAMUEL	11	21:31.179	1:52.145	1:55.544		
5	61	PANZANO FERRER, MARCOS	11	21:32.089	1:53.055	1:55.771		
6	28	PONS SALADELAFONT, ORIOL	10	20:01.518	1 Vuelta	1:58.414	YAMAHA	
7	76	GIRAL ROMERO, JULIAN	10	20:08.157	1 Vuelta	1:57.971	SUZUKI	
8	65	ORTIGA SANCHEZ, IVAN	9	20:58.315	2 Vueltas	2:16.373		

No clasificado

NT 1 MENE MANERO, NICOLAS NT KAWASAKI

Márgen de victoria	Velocidad media	Mejor t° de vuelta	Mejor Vel.	Mejor vuelta para
48.359	-	1:44.883	-	299 - FONTOVA SALVIA, ALBERT

Jefe de cronometraje

Orbits

Director de Carrera

Camp. Aragón MX, Memorial Gaibar-Mir

MX-65 / MX-85

Motorland - MX 0,000 km

Segunda Manga

20/12/2015 14:00

Carrera (15:00 y 2 Vueltas) iniciado a 14:00:33

Lap	Lap Tm	Diff	Time of Day
(299) FONTOVA SALVIA, ALBERT			
1	1:45.625	+0.742	14:02:23.415
2	1:45.505	+0.622	14:04:08.920
3	1:44.883		14:05:53.803
4	1:46.280	+1.397	14:07:40.083
5	1:46.425	+1.542	14:09:26.508
6	1:45.347	+0.464	14:11:11.855
7	1:48.527	+3.644	14:13:00.382
8	1:49.488	+4.605	14:14:49.870
9	1:48.963	+4.080	14:16:38.833
10	1:47.250	+2.367	14:18:26.083
11	1:46.950	+2.067	14:20:13.033

Lap	Lap Tm	Diff	Time of Day
(223) TORRIJO SIESO, DIEGO			
1	1:48.839		14:02:26.888
2	1:50.286	+1.447	14:04:17.174
3	1:50.842	+2.003	14:06:08.016
4	1:50.381	+1.542	14:07:58.397
5	1:51.404	+2.565	14:09:49.801
6	1:53.286	+4.447	14:11:43.087
7	1:50.369	+1.530	14:13:33.456
8	1:49.735	+0.896	14:15:23.191
9	1:50.914	+2.075	14:17:14.105
10	1:51.260	+2.421	14:19:05.365
11	1:56.027	+7.188	14:21:01.392

Lap	Lap Tm	Diff	Time of Day
(23) SAEZ ZAPATA, FERMIN			
1	1:51.126	+0.133	14:02:29.636
2	1:52.000	+1.007	14:04:21.636
3	1:51.923	+0.930	14:06:13.559
4	1:51.059	+0.066	14:08:04.618
5	1:52.606	+1.613	14:09:57.224
6	1:50.993		14:11:48.217
7	1:51.518	+0.525	14:13:39.735
8	1:51.556	+0.563	14:15:31.291
9	1:51.789	+0.796	14:17:23.080
10	1:53.173	+2.180	14:19:16.253
11	1:58.641	+7.648	14:21:14.894

Lap	Lap Tm	Diff	Time of Day
(12) FERRE PLA, FERRAN			
1	1:55.322	+0.886	14:02:33.614
2	1:54.662	+0.226	14:04:28.276
3	1:54.436		14:06:22.712
4	1:54.546	+0.110	14:08:17.258
5	1:54.992	+0.556	14:10:12.250
6	1:57.365	+2.929	14:12:09.615
7	1:54.849	+0.413	14:14:04.464
8	1:55.217	+0.781	14:15:59.681
9	1:54.567	+0.131	14:17:54.248
10	1:55.194	+0.758	14:19:49.442
11	1:56.187	+1.751	14:21:45.629

Lap	Lap Tm	Diff	Time of Day
(11) PANZANO FERRER, SAMUEL			
1	1:57.687	+2.143	14:02:36.068
2	1:57.194	+1.650	14:04:33.262
3	1:57.854	+2.310	14:06:31.116
4	1:57.054	+1.510	14:08:28.170
5	1:56.498	+0.954	14:10:24.668
6	1:55.544		14:12:20.212
7	1:56.536	+0.992	14:14:16.748
8	1:57.134	+1.590	14:16:13.882
9	1:57.454	+1.910	14:18:11.336
10	1:57.231	+1.687	14:20:08.567
11	1:56.611	+1.067	14:22:05.178

Lap	Lap Tm	Diff	Time of Day
(61) PANZANO FERRER, MARCOS			
1	1:59.156	+3.385	14:02:37.744
2	1:57.153	+1.382	14:04:34.897
3	1:57.566	+1.795	14:06:32.463
4	1:56.844	+1.073	14:08:29.307
5	1:57.239	+1.468	14:10:26.546
6	1:57.935	+2.164	14:12:24.481
7	1:56.184	+0.413	14:14:20.665
8	1:56.585	+0.814	14:16:17.250
9	1:56.669	+0.898	14:18:13.919
10	1:56.398	+0.627	14:20:10.317
11	1:55.771		14:22:06.088

Lap	Lap Tm	Diff	Time of Day
(211) ALBUSUA FUENTES, GILEN			
1	2:01.817	+4.083	14:02:40.303
2	1:57.734		14:04:38.037
3	1:58.160	+0.426	14:06:36.197
4	1:58.346	+0.612	14:08:34.543
5	1:58.485	+0.751	14:10:33.028
6	1:59.010	+1.276	14:12:32.038
7	2:01.166	+3.432	14:14:33.204
8	1:59.022	+1.288	14:16:32.226
9	2:00.349	+2.615	14:18:32.575
10	1:59.937	+2.203	14:20:32.512

Lap	Lap Tm	Diff	Time of Day
(28) PONS SALADELAFONT, ORIOL			
1	2:01.677	+3.263	14:02:40.908
2	1:58.672	+0.258	14:04:39.580
3	1:58.414		14:06:37.994
4	1:58.805	+0.391	14:08:36.799
5	1:58.490	+0.076	14:10:35.289
6	1:59.061	+0.647	14:12:34.350
7	2:01.087	+2.673	14:14:35.437
8	2:00.273	+1.859	14:16:35.710
9	1:59.531	+1.117	14:18:35.241
10	2:00.276	+1.862	14:20:35.517

Lap	Lap Tm	Diff	Time of Day
(8) DOMINGUEZ OLIVA, YAGO			
1	2:04.410	+6.818	14:02:44.183
2	1:59.050	+1.458	14:04:43.233
3	1:57.592		14:06:40.825
4	1:58.478	+0.886	14:08:39.303
5	1:58.745	+1.153	14:10:38.048
6	1:59.528	+1.936	14:12:37.576
7	2:00.018	+2.426	14:14:37.594
8	2:00.657	+3.065	14:16:38.251
9	1:58.999	+1.407	14:18:37.250
10	1:59.732	+2.140	14:20:36.982

Lap	Lap Tm	Diff	Time of Day
(76) GIRAL ROMERO, JULIAN			
1	2:03.013	+5.042	14:02:42.200
2	1:59.437	+1.466	14:04:41.637
3	1:58.008	+0.037	14:06:39.645
4	1:57.971		14:08:37.616
5	1:58.951	+0.980	14:10:36.567
6	1:59.510	+1.539	14:12:36.077
7	2:00.608	+2.637	14:14:36.685
8	2:00.421	+2.450	14:16:37.106
9	2:01.638	+3.667	14:18:38.744
10	2:03.412	+5.441	14:20:42.156

Lap	Lap Tm	Diff	Time of Day
(43) PEREZ GIMENEZ, MARC			
1	2:04.425	+4.114	14:02:43.179
2	2:01.666	+1.355	14:04:44.845
3	2:00.311		14:06:45.156
4	2:00.697	+0.386	14:08:45.853

Lap	Lap Tm	Diff	Time of Day
5	2:00.857	+0.546	14:10:46.710
6	2:01.901	+1.590	14:12:48.611
7	2:01.355	+1.044	14:14:49.966
8	2:03.004	+2.693	14:16:52.970
9	2:05.205	+4.894	14:18:58.175
10	2:00.710	+0.399	14:20:58.885

Lap	Lap Tm	Diff	Time of Day
(14) QUESADA GARCIA, SALVADOR			
1	2:07.653	+4.637	14:02:46.806
2	2:03.111	+0.095	14:04:49.917
3	2:04.082	+1.066	14:06:53.999
4	2:03.510	+0.494	14:08:57.509
5	2:03.494	+0.478	14:11:01.003
6	2:03.089	+0.073	14:13:04.092
7	2:03.016		14:15:07.108
8	2:04.233	+1.217	14:17:11.341
9	2:06.302	+3.286	14:19:17.643
10	2:25.340	+22.324	14:21:42.983

Lap	Lap Tm	Diff	Time of Day
(611) BALLESTER FERRER, NACHO			
1	2:06.067	+6.007	14:02:45.106
2	2:00.604	+0.544	14:04:45.710
3	2:00.060		14:06:45.770
4	2:45.848	+45.788	14:09:31.618
5	2:04.065	+4.005	14:11:35.683
6	2:03.452	+3.392	14:13:39.135
7	2:04.121	+4.061	14:15:43.256
8	2:04.539	+4.479	14:17:47.795
9	2:04.420	+4.360	14:19:52.215
10	2:06.327	+6.267	14:21:58.542

Lap	Lap Tm	Diff	Time of Day
(28) GARCIA LEGUA, IVAN			
1	2:16.806	+4.814	14:02:56.074
2	2:33.881	+21.889	14:05:29.955
3	2:13.330	+1.338	14:07:43.285
4	2:14.079	+2.087	14:09:57.364
5	2:11.992		14:12:09.356
6	2:16.812	+4.820	14:14:26.168
7	2:15.973	+3.981	14:16:42.141
8	2:13.224	+1.232	14:18:55.365
9	2:13.535	+1.543	14:21:08.900

Lap	Lap Tm	Diff	Time of Day
(65) ORTIGA SANCHEZ, IVAN			
1	2:23.119	+6.746	14:03:03.765
2	2:17.089	+0.716	14:05:20.854
3	2:16.373		14:07:37.227
4	2:18.210	+1.837	14:09:55.437
5	2:19.094	+2.721	14:12:14.531
6	2:18.372	+1.999	14:14:32.903
7	2:19.868	+3.495	14:16:52.771
8	2:19.421	+3.048	14:19:12.192
9	2:20.122	+3.749	14:21:32.314

Lap	Lap Tm	Diff	Time of Day
(25) UCAR SANCHEZ, POL			
1	2:18.919	+0.650	14:03:00.119
2	2:19.424	+1.155	14:05:19.543
3	2:18.269		14:07:37.812
4	2:18.876	+0.607	14:09:56.688
5	2:23.019	+4.750	14:12:19.707
6	2:23.615	+5.346	14:14:43.322
7	2:23.068	+4.799	14:17:06.390
8	2:25.834	+7.565	14:19:32.224
9	2:23.984	+5.715	14:21:56.208

Lap	Lap Tm	Diff	Time of Day
(95) SANCHEZ ESCUER, EDGAR			
1	2:09.639		14:02:49.461

Jefe de cronometraje

Orbits

Director de Carrera



Camp. Aragón MX, Memorial Gaibar-Mir

MX-65 / MX-85

Motorland - MX 0,000 km

Segunda Manga

20/12/2015 14:00

Carrera (15:00 y 2 Vueltas) iniciado a 14:00:33

Lap	Lap Tm	Diff	Time of Day
2	5:03.495	+2:53.856	14:07:52.956
3	2:17.457	+7.818	14:10:10.413
4	2:13.770	+4.131	14:12:24.183
5	2:12.234	+2.595	14:14:36.417
6	2:10.905	+1.266	14:16:47.322
7	2:09.699	+0.060	14:18:57.021
8	2:12.354	+2.715	14:21:09.375

Lap	Lap Tm	Diff	Time of Day
-----	--------	------	-------------

Lap	Lap Tm	Diff	Time of Day
-----	--------	------	-------------

(137) REDNIC, RAUL ADRIAN

1	2:26.439		14:03:06.720
---	----------	--	--------------

Jefe de cronometraje

Orbits

Director de Carrera




Camp. Aragón MX, Memorial Gaibar-Mir

MX-65 / MX-85

Motorland - MX 0,000 km

Final MX-85 / MX-65



Pos.	Nº	Nombre	T. Punt.	1ªM	2ªM	Club	Marca
MX-65							
1	12	FERRE PLA, FERRAN	50	25	25	Mc Senia	KTM
2	211	ALBISUA FUENTES, GILEN	44	22	22	Mc. Aiala	KTM
3	8	DOMINGUEZ OLIVA, YAGO	40	20	20	4DEnergies	KTM
4	43	PEREZ GIMENEZ, MARC	33	15	18	Mc St.Celoni	KTM
5	611	BALLESTER FERRER, NACHO	33	18	15	C.M. Alcañiz	
6	14	QUESADA GARCIA, SALVADOR	32	16	16	MC Xarquim	
7	28	GARCIA LEGUA, IVAN	27	13	14	Mc. Vallemesa	KTM
8	95	SANCHEZ ESCUER, EDGAR	26	14	12	MC Alpicat	
9	25	UCAR SANCHEZ, POL	24	11	13	Racc M.S.	SIN MARCA
10	137	REDNIC , RAUL ADRIAN	12	12	0	Mc. Segre	
MX-85							
1	299	FONTOVA SALVIA, ALBERT	50	25	25	Mc. Segre	KTM
2	223	TORRIJO SIESO, DIEGO	44	22	22	Pm. Oscense	
3	23	SAEZ ZAPATA, FERMIN	40	20	20	Mc. Zuera	KTM
4	11	PANZANO FERRER, SAMUEL	36	18	18	Pm. Oscense	
5	61	PANZANO FERRER, MARCOS	32	16	16	Pm. Oscense	
6	28	PONS SALADELAFONT, ORIOL	29	14	15	Mc. Segre	YAMAHA
7	76	GIRAL ROMERO, JULIAN	29	15	14	Motorland Aragon C.D.	SUZUKI
8	65	ORTIGA SANCHEZ, IVAN	26	13	13	Mc Amposta	
NT	1	MENE MANERO, NICOLAS	0	0	0	Tauste Mc.	KAWASAKI

Jefe de cronometraje

Orbits

Director de Carrera

