



Cto. Aragón MX, XVIII Villa de Zuera

Clasificado por mejor tiempo de vuelta

MX1 / MX2 / MX3 / MX Veterano

L. Imaz, Zuera 1,700 km

Entrenos Oficiales

20/09/2015 09:15

Clasificación (15:00 Tiempo) iniciado a 9:21:54

Pos.	N°	Name	Mejor Tm	Diff. 1°	Total T°	EnV.	Club	Marca	Equipo
1	92	VALENTIN LASHERAS, ANDER	2:02.363		16:34.315	5			
2	99	BERNADAUS VILLANUA, ANDRES	2:05.887	3.524	16:22.234	7	Mc. Vallemesa	MALAGUTTI	
3	84	BRUCART SANCHEZ, RAMON	2:05.958	3.595	15:19.939	6	Amv Torroella	YAMAHA	
4	5	RAUFAST PARDO, RICARDO	2:09.683	7.320	16:29.151	5	Mc. Zuera	SUZUKI	
5	66	ALFARO ZORZANO, JAVIER	2:10.264	7.901	16:13.281	6	Mc. Racing Norte	KTM	
6	98	VALERA RODRIGUEZ, SERGIO	2:10.272	7.909	16:07.353	7	Mc. Zuera	KAWASAKI	
7	37	LOPEZ GADEA, ALEJANDRO	2:10.514	8.151	15:42.036	6	Tauste Mc.	SUZUKI RM	
8	80	BELLIDO PARDO, FERNANDO	2:11.204	8.841	15:51.424	3	Tauste Mc.	KAWASAKI	
9	39	LOPEZ MARTIN, YOEL	2:13.277	10.914	17:37.335	5	Mc. Zuera	KAWASAKI	
10	80	MAROTO ROYO, MIGUEL ANGEL	2:13.819	11.456	15:10.772	5	A. D. Aragon Spor	SHERCO	
11	914	BAZAN GODOY, HECTOR GABRIEL	2:14.981	12.618	16:57.003	5	Mc. Zuera	HONDA	
12	118	AYENSA ALARCON, LUIS ANDRES	2:15.094	12.731	16:37.940	4	Mc. Ziki Team	ANCILLOTTI	
13	7	FERNANDEZ GARCIA, CESAR	2:16.249	13.886	16:59.085	5	Esc. A Full	SIN MARCA	
14	3	ARGUILE MARTINEZ, AUGUSTO	2:17.083	14.720	17:57.361	2	Esc. A Full	PUCH	
15	95	MORENO ARROYO, VICTOR	2:18.023	15.660	15:19.494	2	Tauste Mc.	KAWASAKI	
16	144	CUARTERO SANCHO, JOSE LUIS	2:18.195	15.832	16:49.084	3	Mc. Vallemesa	KTM	
17	74	REY ALLUE, JUAN CARLOS	2:18.514	16.151	16:55.864	5			
18	707	ARRIEZU MANZANARES, ASTOR	2:20.861	18.498	17:09.520	4	Mc. Vallemesa	KTM	
19	25	LLUCH LIARTE, JUAN CARLOS	2:24.584	22.221	15:55.889	3	Mc. Zuera	YAMAHA	
20	18	PERALES SALVADOR, RAUL	2:27.780	25.417	17:01.762	6	T.S.R.	HUSQVARN	
21	41	TORRERO RIERA, JORGE	2:29.784	27.421	16:06.771	6	Mc. Zuera	TM	
22	50	GRACIA GIMENO, EMILIO JESUS	2:33.268	30.905	15:18.293	5	Mc. Zuera	KAWASAKI	
23	72	TORRES ROMERO, PABLO	2:33.463	31.100	12:46.704	3	Mc. Zuera	HONDA	
24	9	AGUSTI FABRO, DANIEL F.	2:37.546	35.183	16:56.187	2	Mc. Zuera	HONDA	
25	91	TORRES, JESUS	2:39.692	37.329	16:24.122	5			
26	22	MORENO SOLER, JOSE VICENTE	2:45.107	42.744	17:28.858	2	Mc. Zuera	KAWASAKI	
27	54	CORTELL DEBUENO, JOSE RAFAEL	2:45.561	43.198	15:22.939	4	Mc. Zuera	KAWASAKI	

No clasificado

NE 222 ABIAN PLATERO, RAFAEL 0 A.D. Cronosport KTM

Provisional

Los Comisarios Deportivos

El Director de Carrera

El Cronametrador

Definitiva

Hora:

Hora:

Hora:

Cto. Aragón MX, XVIII Villa de Zuera


MX1 / MX2 / MX3 / MX Veterano

L. Imaz, Zuera 1,700 km

Entrenos Oficiales

20/09/2015 09:15

Clasificación (15:00 Tiempo) iniciado a 9:21:54



Lap	Lap Tm	Diff	Time of Day
(92) VALENTIN LASHERAS, ANDER			
1			9:25:20.289
2	2:15.566	+13.203	9:27:35.855
3	2:09.489	+7.126	9:29:45.344
4	2:29.021	+26.658	9:32:14.365
5	2:02.363		9:34:16.728
6	2:02.800	+0.437	9:36:19.528
7	2:08.865	+6.502	9:38:28.393

Lap	Lap Tm	Diff	Time of Day
(99) BERNADAUS VILLANUA, ANDRES			
1			9:24:22.849
2	2:16.660	+10.773	9:26:39.509
3	2:12.089	+6.202	9:28:51.598
4	2:09.636	+3.749	9:31:01.234
5	2:43.522	+37.635	9:33:44.756
6	2:25.669	+19.782	9:36:10.425
7	2:05.887		9:38:16.312

Lap	Lap Tm	Diff	Time of Day
(84) BRUCART SANCHEZ, RAMON			
1			9:25:49.844
2	2:28.883	+22.925	9:28:18.727
3	2:10.922	+4.964	9:30:29.649
4	2:09.113	+3.155	9:32:38.762
5	2:29.297	+23.339	9:35:08.059
6	2:05.958		9:37:14.017

Lap	Lap Tm	Diff	Time of Day
(5) RAUFAST PARDO, RICARDO			
1			9:27:06.277
2	2:16.948	+7.265	9:29:23.225
3	2:14.246	+4.563	9:31:37.471
4	2:11.494	+1.811	9:33:48.965
5	2:09.683		9:35:58.648
6	2:24.581	+14.898	9:38:23.229

Lap	Lap Tm	Diff	Time of Day
(66) ALFARO ZORZANO, JAVIER			
1			9:26:44.837
2	2:16.702	+6.438	9:29:01.539
3	2:21.587	+11.323	9:31:23.126
4	2:10.568	+0.304	9:33:33.694
5	2:23.401	+13.137	9:35:57.095
6	2:10.264		9:38:07.359

Lap	Lap Tm	Diff	Time of Day
(98) VALERA RODRIGUEZ, SERGIO			
1			9:24:13.804
2	2:42.477	+32.205	9:26:56.281
3	2:15.315	+5.043	9:29:11.596
4	2:13.144	+2.872	9:31:24.740
5	2:14.483	+4.211	9:33:39.223
6	2:11.936	+1.664	9:35:51.159
7	2:10.272		9:38:01.431

Lap	Lap Tm	Diff	Time of Day
(37) LOPEZ GADEA, ALEJANDRO			
1			9:25:51.801
2	2:33.865	+23.351	9:28:25.666
3	2:13.412	+2.898	9:30:39.078
4	2:35.388	+24.874	9:33:14.466
5	2:11.134	+0.620	9:35:25.600
6	2:10.514		9:37:36.114

Lap	Lap Tm	Diff	Time of Day
(80) BELLIDO PARDO, FERNANDO			
1			9:28:43.474
2	2:22.098	+10.894	9:31:05.572
3	2:11.204		9:33:16.776
4	2:13.297	+2.093	9:35:30.073
5	2:15.429	+4.225	9:37:45.502

Lap	Lap Tm	Diff	Time of Day
(39) LOPEZ MARTIN, YOEL			
1			9:25:14.400
2	3:16.508	+1:03.231	9:28:30.908
3	2:13.554	+0.277	9:30:44.462
4	2:40.093	+26.816	9:33:24.555
5	2:13.277		9:35:37.832
6	3:53.581	+1:40.304	9:39:31.413

Lap	Lap Tm	Diff	Time of Day
(80) MAROTO ROYO, MIGUEL ANGEL			
1			9:27:37.099
2	2:18.752	+4.933	9:29:55.851
3	2:40.581	+26.762	9:32:36.432
4	2:14.599	+0.780	9:34:51.031
5	2:13.819		9:37:04.850

Lap	Lap Tm	Diff	Time of Day
(914) BAZAN GODOY, HECTOR GABRIEL			
1			9:27:26.076
2	2:18.581	+3.600	9:29:44.657
3	2:17.795	+2.814	9:32:02.452
4	2:16.921	+1.940	9:34:19.373
5	2:14.981		9:36:34.354
6	2:16.727	+1.746	9:38:51.081

Lap	Lap Tm	Diff	Time of Day
(118) AYENSA ALARCON, LUIS ANDRES			
1			9:25:51.119
2	2:19.185	+4.091	9:28:10.304
3	2:32.499	+17.405	9:30:42.803
4	2:15.094		9:32:57.897
5	2:54.717	+39.623	9:35:52.614
6	2:39.404	+24.310	9:38:32.018

Lap	Lap Tm	Diff	Time of Day
(7) FERNANDEZ GARCIA, CESAR			
1			9:26:53.713
2	2:50.135	+33.886	9:29:43.848
3	2:19.682	+3.433	9:32:03.530
4	2:16.624	+0.375	9:34:20.154
5	2:16.249		9:36:36.403
6	2:16.760	+0.511	9:38:53.163

Lap	Lap Tm	Diff	Time of Day
(3) ARGUILE MARTINEZ, AUGUSTO			
1			9:26:38.884
2	2:17.083		9:28:55.967
3	2:50.224	+33.141	9:31:46.191
4	2:35.153	+18.070	9:34:21.344
5	2:21.086	+4.003	9:36:42.430
6	3:09.009	+51.926	9:39:51.439

Lap	Lap Tm	Diff	Time of Day
(95) MORENO ARROYO, VICTOR			
1			9:29:18.911
2	2:18.023		9:31:36.934
3	3:08.790	+50.767	9:34:45.724
4	2:27.848	+9.825	9:37:13.572

Lap	Lap Tm	Diff	Time of Day
(144) CUARTERO SANCHO, JOSE LUIS			
1			9:25:41.686
2	3:00.705	+42.510	9:28:42.391
3	2:18.195		9:31:00.586
4	2:38.339	+20.144	9:33:38.925
5	2:34.660	+16.465	9:36:13.585
6	2:29.577	+11.382	9:38:43.162

Lap	Lap Tm	Diff	Time of Day
(74) REY ALLUE, JUAN CARLOS			
1			9:24:26.958
2	2:33.287	+14.773	9:27:00.245
3	2:20.321	+1.807	9:29:20.566

Lap	Lap Tm	Diff	Time of Day
4	2:23.669	+5.155	9:31:44.235
5	2:18.514		9:34:02.749
6	2:28.365	+9.851	9:36:31.114
7	2:18.828	+0.314	9:38:49.942

Lap	Lap Tm	Diff	Time of Day
(707) ARRIEZU MANZANARES, ASTOR			
1			9:26:35.486
2	2:32.239	+11.378	9:29:07.725
3	2:31.584	+10.723	9:31:39.309
4	2:20.861		9:34:00.170
5	2:32.120	+11.259	9:36:32.290
6	2:31.308	+10.447	9:39:03.598

Lap	Lap Tm	Diff	Time of Day
(25) LLUCH LIARTE, JUAN CARLOS			
1			9:27:32.772
2	2:31.032	+6.448	9:30:03.804
3	2:24.584		9:32:28.388
4	2:41.719	+17.135	9:35:10.107
5	2:39.860	+15.276	9:37:49.967

Lap	Lap Tm	Diff	Time of Day
(18) PERALES SALVADOR, RAUL			
1			9:26:04.562
2	2:41.784	+14.004	9:28:46.346
3	2:37.811	+10.031	9:31:24.157
4	2:33.580	+5.800	9:33:57.737
5	2:30.323	+2.543	9:36:28.060
6	2:27.780		9:38:55.840

Lap	Lap Tm	Diff	Time of Day
(41) TORRERO RIERA, JORGE			
1			9:25:06.127
2	2:35.332	+5.548	9:27:41.459
3	2:32.808	+3.024	9:30:14.267
4	2:31.827	+2.043	9:32:46.094
5	2:44.971	+15.187	9:35:31.065
6	2:29.784		9:38:00.849

Lap	Lap Tm	Diff	Time of Day
(50) GRACIA GIMENO, EMILIO JESUS			
1			9:26:57.547
2	2:34.504	+1.236	9:29:32.051
3	2:33.372	+0.104	9:32:05.423
4	2:33.680	+0.412	9:34:39.103
5	2:33.268		9:37:12.371

Lap	Lap Tm	Diff	Time of Day
(72) TORRES ROMERO, PABLO			
1			9:26:51.430
2	2:38.378	+4.915	9:29:29.808
3	2:33.463		9:32:03.271
4	2:37.511	+4.048	9:34:40.782

Lap	Lap Tm	Diff	Time of Day
(9) AGUSTI FABRO, DANIEL F.			
1			9:25:16.729
2	2:37.546		9:27:54.275
3	2:41.887	+4.341	9:30:36.162
4	2:44.472	+6.926	9:33:20.634
5	2:46.080	+8.534	9:36:06.714
6	2:43.551	+6.005	9:38:50.265

Lap	Lap Tm	Diff	Time of Day
(91) TORRES, JESUS			
1			9:24:41.020
2	2:41.028	+1.336	9:27:22.048
3	2:42.592	+2.900	9:30:04.640
4	2:49.975	+10.283	9:32:54.615
5	2:39.692		9:35:34.307
6	2:43.893	+4.201	9:38:18.200

Lap	Lap Tm	Diff	Time of Day
(22) MORENO SOLER, JOSE VICENTE			

Jefe de cronometraje

Provisional Los Comisarios Deportivos
 Definitiva Hora:

El Director de Carrera
Hora:

El Cronametrador
Hora:



Cto. Aragón MX, XVIII Villa de Zuera

MX1 / MX2 / MX3 / MX Veterano

L. Imaz, Zuera 1,700 km

Entrenos Oficiales

20/09/2015 09:15

Clasificación (15:00 Tiempo) iniciado a 9:21:54

Lap	Lap Tm	Diff	Time of Day
1			9:25:23.077
2	2:45.107		9:28:08.184
3	2:47.950	+2.843	9:30:56.134
4	2:50.881	+5.774	9:33:47.015
5	2:48.732	+3.625	9:36:35.747
6	2:47.189	+2.082	9:39:22.936

(54) CORTELL DEBUENO, JOSE RAFAEL

Lap	Lap Tm	Diff	Time of Day
1			9:26:07.799
2	2:47.547	+1.986	9:28:55.346
3	2:47.549	+1.988	9:31:42.895
4	2:45.561		9:34:28.456
5	2:48.561	+3.000	9:37:17.017

Lap Lap Tm Diff Time of Day

Lap Lap Tm Diff Time of Day

Jefe de cronometraje

Orbits

Provisional

Los Comisarios Deportivos

El Director de Carrera

El Cronametrador

Definitiva

Hora:

Hora:

Hora:



Cto. Aragón MX, XVIII Villa de Zuera

Clasificado por vueltas

MX1 / MX2 / MX3 / MX Veterano

L. Imaz, Zuera 1,700 km

Primera Manga

20/09/2015 10:25

Carrera (20:00 y 2 Vueltas) iniciado a 10:19:54

Pos.	Nº	Name	V.	Total Tº	Diff.1º	Mejor Tm	Club	Marca	Equipo
MX Veteranos									
1	74	REY ALLUE, JUAN CARLOS	11	25:05.057		2:12.833			
2	914	BAZAN GODOY, HECTOR GABRIE	11	25:16.590	11.533	2:13.443	Mc. Zuera	HONDA	
3	25	LLUCH LIARTE, JUAN CARLOS	11	26:25.323	1:20.266	2:20.379	Mc. Zuera	YAMAHA	
4	18	PERALES SALVADOR, RAUL	10	24:39.144	1 Vuelta	2:23.858	T.S.R.	HUSQVARN	
5	50	GRACIA GIMENO, EMILIO JESUS	10	26:05.400	1 Vuelta	2:31.853	Mc. Zuera	KAWASAKI	
6	72	TORRES ROMERO, PABLO	10	26:23.696	1 Vuelta	2:33.430	Mc. Zuera	HONDA	
7	54	CORTELL DEBUENO, JOSE RAFAI	10	27:07.537	1 Vuelta	2:34.389	Mc. Zuera	KAWASAKI	
8	22	MORENO SOLER, JOSE VICENTE	10	27:15.781	1 Vuelta	2:35.235	Mc. Zuera	KAWASAKI	

MX-1

1	92	VALENTIN LASHERAS, ANDER	12	24:34.112		1:59.877			
2	84	BRUCART SANCHEZ, RAMON	12	25:12.440	38.328	2:05.022	Amv Torroella	YAMAHA	
3	99	BERNADAUS VILLANUA, ANDRES	12	26:07.136	1:33.024	2:07.043	Mc. Vallemesa	MALAGUTT	
4	66	ALFARO ZORZANO, JAVIER	12	26:15.628	1:41.516	2:08.398	Mc. Racing Norte	KTM	
5	98	VALERA RODRIGUEZ, SERGIO	12	26:16.459	1:42.347	2:09.086	Mc. Zuera	KAWASAKI	
6	118	AYENSA ALARCON, LUIS ANDRE!	12	26:28.352	1:54.240	2:09.479	Mc. Ziki Team	ANCILLOTT	
7	80	BELLIDO PARDO, FERNANDO	12	26:29.153	1:55.041	2:10.880	Tauste Mc.	KAWASAKI	
8	39	LOPEZ MARTIN, YOEL	11	24:45.402	1 Vuelta	2:10.461	Mc. Zuera	KAWASAKI	
9	7	FERNANDEZ GARCIA, CESAR	11	25:10.298	1 Vuelta	2:11.714	Esc. A Full	SIN MARCA	

MX-2

1	37	LOPEZ GADEA, ALEJANDRO	11	24:57.497		2:10.658	Tauste Mc.	SUZUKI RM	
2	95	MORENO ARROYO, VICTOR	11	26:10.157	1:12.660	2:19.452	Tauste Mc.	KAWASAKI	
3	707	ARRIEZU MANZANARES, ASTOR	11	26:47.303	1:49.806	2:20.411	Mc. Vallemesa	KTM	

No clasificado

NT	5	RAUFAST PARDO, RICARDO			NT		Mc. Zuera	SUZUKI	
----	---	------------------------	--	--	----	--	-----------	--------	--

MX-3

1	80	MAROTO ROYO, MIGUEL ANGEL	11	25:21.116		2:14.960	A. D. Aragon Sport	SHERCO	
2	3	ARGUILE MARTINEZ, AUGUSTO	11	25:50.976	29.860	2:18.353	Esc. A Full	PUCH	
3	144	CUARTERO SANCHO, JOSE LUIS	11	26:40.481	1:19.365	2:20.800	Mc. Vallemesa	KTM	
4	41	TORRERO RIERA, JORGE	10	24:54.955	1 Vuelta	2:24.883	Mc. Zuera	TM	
5	91	TORRES, JESUS	10	25:43.746	1 Vuelta	2:25.716			
6	9	AGUSTI FABRO, DANIEL F.	10	27:14.188	1 Vuelta	2:30.875	Mc. Zuera	HONDA	

Márgen de victoria	Velocidad media	Mejor tº de vuelta	Mejor Vel.	Mejor vuelta para
38.328	49,820	1:59.877	51,052	92 - VALENTIN LASHERAS, ANDE

Jefe de cronometraje

Orbits

Provisional

Los Comisarios Deportivos

El Director de Carrera

El Cronametrador

Definitiva

Hora:

Hora:

Hora:

Cto. Aragón MX, XVIII Villa de Zuera

MX1 / MX2 / MX3 / MX Veterano

L. Imaz, Zuera 1,700 km

Primera Manga

20/09/2015 10:25

Carrera (20:00 y 2 Vueltas) iniciado a 10:19:54

Lap	Lap Tm	Diff	Time of Day
(92) VALENTIN LASHERAS, ANDER			
1			10:21:56.869
2	1:59.877		10:23:56.746
3	2:01.261	+1.384	10:25:58.007
4	2:01.354	+1.477	10:27:59.361
5	2:05.208	+5.331	10:30:04.569
6	2:02.894	+3.017	10:32:07.463
7	2:02.788	+2.911	10:34:10.251
8	2:02.973	+3.096	10:36:13.224
9	2:04.247	+4.370	10:38:17.471
10	2:04.891	+5.014	10:40:22.362
11	2:01.505	+1.628	10:42:23.867
12	2:05.070	+5.193	10:44:28.937

Lap	Lap Tm	Diff	Time of Day
(84) BRUCART SANCHEZ, RAMON			
1			10:22:01.062
2	2:05.247	+0.225	10:24:06.309
3	2:05.444	+0.422	10:26:11.753
4	2:05.227	+0.205	10:28:16.980
5	2:06.683	+1.661	10:30:23.663
6	2:05.022		10:32:28.685
7	2:06.720	+1.698	10:34:35.405
8	2:06.114	+1.092	10:36:41.519
9	2:05.848	+0.826	10:38:47.367
10	2:05.905	+0.883	10:40:53.272
11	2:06.023	+1.001	10:42:59.295
12	2:07.970	+2.948	10:45:07.265

Lap	Lap Tm	Diff	Time of Day
(99) BERNADAUS VILLANUA, ANDRES			
1			10:22:10.268
2	2:08.624	+1.581	10:24:18.892
3	2:07.390	+0.347	10:26:26.282
4	2:07.043		10:28:33.325
5	2:09.086	+2.043	10:30:42.411
6	2:11.460	+4.417	10:32:53.871
7	2:11.317	+4.274	10:35:05.188
8	2:10.750	+3.707	10:37:15.938
9	2:10.858	+3.815	10:39:26.796
10	2:10.259	+3.216	10:41:37.055
11	2:11.614	+4.571	10:43:48.669
12	2:13.292	+6.249	10:46:01.961

Lap	Lap Tm	Diff	Time of Day
(66) ALFARO ZORZANO, JAVIER			
1			10:22:11.625
2	2:11.294	+2.896	10:24:22.919
3	2:10.674	+2.276	10:26:33.593
4	2:08.398		10:28:41.991
5	2:11.287	+2.889	10:30:53.278
6	2:10.843	+2.445	10:33:04.121
7	2:11.516	+3.118	10:35:15.637
8	2:10.254	+1.856	10:37:25.891
9	2:11.305	+2.907	10:39:37.196
10	2:11.494	+3.096	10:41:48.690
11	2:12.807	+4.409	10:44:01.497
12	2:08.956	+0.558	10:46:10.453

Lap	Lap Tm	Diff	Time of Day
(98) VALERA RODRIGUEZ, SERGIO			
1			10:22:10.941
2	2:09.547	+0.461	10:24:20.488
3	2:10.929	+1.843	10:26:31.417
4	2:09.086		10:28:40.503
5	2:11.789	+2.703	10:30:52.292
6	2:11.129	+2.043	10:33:03.421
7	2:15.311	+6.225	10:35:18.732
8	2:10.579	+1.493	10:37:29.311

Lap	Lap Tm	Diff	Time of Day
9	2:09.163	+0.077	10:39:38.474
10	2:10.471	+1.385	10:41:48.945
11	2:13.027	+3.941	10:44:01.972
12	2:09.312	+0.226	10:46:11.284

Lap	Lap Tm	Diff	Time of Day
(118) AYENSA ALARCON, LUIS ANDRES			
1			10:22:07.781
2	2:11.862	+2.383	10:24:19.643
3	2:09.479		10:26:29.122
4	2:10.629	+1.150	10:28:39.751
5	2:11.849	+2.370	10:30:51.600
6	2:11.338	+1.859	10:33:02.938
7	2:15.728	+6.249	10:35:18.666
8	2:13.750	+4.271	10:37:32.416
9	2:12.052	+2.573	10:39:44.468
10	2:12.553	+3.074	10:41:57.021
11	2:12.885	+3.406	10:44:09.906
12	2:13.271	+3.792	10:46:23.177

Lap	Lap Tm	Diff	Time of Day
(80) BELLIDO PARDO, FERNANDO			
1			10:22:09.473
2	2:12.977	+2.097	10:24:22.450
3	2:10.880		10:26:33.330
4	2:11.438	+0.558	10:28:44.768
5	2:11.526	+0.646	10:30:56.294
6	2:11.434	+0.554	10:33:07.728
7	2:12.847	+1.967	10:35:20.575
8	2:12.174	+1.294	10:37:32.749
9	2:12.389	+1.509	10:39:45.138
10	2:12.890	+2.010	10:41:58.028
11	2:13.216	+2.336	10:44:11.244
12	2:12.734	+1.854	10:46:23.978

Lap	Lap Tm	Diff	Time of Day
(39) LOPEZ MARTIN, YOEL			
1			10:22:15.670
2	2:10.961	+0.500	10:24:26.631
3	2:13.694	+3.233	10:26:40.325
4	2:10.461		10:28:50.786
5	2:14.293	+3.832	10:31:05.079
6	2:13.848	+3.387	10:33:18.927
7	2:14.245	+3.784	10:35:33.172
8	2:20.487	+10.026	10:37:53.659
9	2:13.983	+3.522	10:40:07.642
10	2:15.340	+4.879	10:42:22.982
11	2:17.245	+6.784	10:44:40.227

Lap	Lap Tm	Diff	Time of Day
(37) LOPEZ GADEA, ALEJANDRO			
1			10:22:26.105
2	2:16.444	+5.786	10:24:42.549
3	2:17.995	+7.337	10:27:00.544
4	2:10.658		10:29:11.202
5	2:11.456	+0.798	10:31:22.658
6	2:12.866	+2.208	10:33:35.524
7	2:13.267	+2.609	10:35:48.791
8	2:16.490	+5.832	10:38:05.281
9	2:13.720	+3.062	10:40:19.001
10	2:15.691	+5.033	10:42:34.692
11	2:17.630	+6.972	10:44:52.322

Lap	Lap Tm	Diff	Time of Day
(74) REY ALLUE, JUAN CARLOS			
1			10:22:13.388
2	2:12.833		10:24:26.221
3	2:14.198	+1.365	10:26:40.419
4	2:14.771	+1.938	10:28:55.190
5	2:17.975	+5.142	10:31:13.165
6	2:17.432	+4.599	10:33:30.597

Lap	Lap Tm	Diff	Time of Day
7	2:17.380	+4.547	10:35:47.977
8	2:20.334	+7.501	10:38:08.311
9	2:18.375	+5.542	10:40:26.686
10	2:16.173	+3.340	10:42:42.859
11	2:17.023	+4.190	10:44:59.882

Lap	Lap Tm	Diff	Time of Day
(7) FERNANDEZ GARCIA, CESAR			
1			10:22:16.610
2	2:13.160	+1.446	10:24:29.770
3	2:12.002	+0.288	10:26:41.772
4	2:14.106	+2.392	10:28:55.878
5	2:13.729	+2.015	10:31:09.607
6	2:12.300	+0.586	10:33:21.907
7	2:11.714		10:35:33.621
8	2:11.412	+29.698	10:38:15.033
9	2:16.871	+5.157	10:40:31.904
10	2:13.337	+1.623	10:42:45.241
11	2:19.882	+8.168	10:45:05.123

Lap	Lap Tm	Diff	Time of Day
(914) BAZAN GODOY, HECTOR GABRIEL			
1			10:22:33.436
2	2:16.266	+2.823	10:24:49.702
3	2:16.348	+2.905	10:27:06.050
4	2:17.638	+4.195	10:29:23.688
5	2:13.443		10:31:37.131
6	2:13.683	+0.240	10:33:50.814
7	2:14.794	+1.351	10:36:05.608
8	2:16.822	+3.379	10:38:22.430
9	2:15.657	+2.214	10:40:38.087
10	2:15.626	+2.183	10:42:53.713
11	2:17.702	+4.259	10:45:11.415

Lap	Lap Tm	Diff	Time of Day
(80) MAROTO ROYO, MIGUEL ANGEL			
1			10:22:28.350
2	2:15.437	+0.477	10:24:43.787
3	2:20.007	+5.047	10:27:03.794
4	2:17.068	+2.108	10:29:20.862
5	2:14.960		10:31:35.822
6	2:16.250	+1.290	10:33:52.072
7	2:15.614	+0.654	10:36:07.686
8	2:17.393	+2.433	10:38:25.079
9	2:16.966	+2.006	10:40:42.045
10	2:15.834	+0.874	10:42:57.879
11	2:18.062	+3.102	10:45:15.941

Lap	Lap Tm	Diff	Time of Day
(3) ARGUILE MARTINEZ, AUGUSTO			
1			10:22:21.810
2	2:20.281	+1.928	10:24:42.091
3	2:21.856	+3.503	10:27:03.947
4	2:21.670	+3.317	10:29:25.617
5	2:18.835	+0.482	10:31:44.452
6	2:18.353		10:34:02.805
7	2:18.836	+0.483	10:36:21.641
8	2:18.895	+0.542	10:38:40.536
9	2:21.258	+2.905	10:41:01.794
10	2:20.251	+1.898	10:43:22.045
11	2:23.756	+5.403	10:45:45.801

Lap	Lap Tm	Diff	Time of Day
(95) MORENO ARROYO, VICTOR			
1			10:22:22.443
2	2:19.452		10:24:41.895
3	2:20.192	+0.740	10:27:02.087
4	2:21.353	+1.901	10:29:23.440
5	2:19.901	+0.449	10:31:43.341
6	2:20.760	+1.308	10:34:04.101
7	2:20.466	+1.014	10:36:24.567

Jefe de cronometraje

Orbits

Provisional

Los Comisarios Deportivos

El Director de Carrera

El Cronametrador

Definitiva

Hora:

Hora:

Hora:





Cto. Aragón MX, XVIII Villa de Zuera

MX1 / MX2 / MX3 / MX Veterano

L. Imaz, Zuera 1,700 km

Primera Manga

20/09/2015 10:25

Carrera (20:00 y 2 Vueltas) iniciado a 10:19:54

Lap	Lap Tm	Diff	Time of Day
8	2:25.206	+5.754	10:38:49.773
9	2:24.335	+4.883	10:41:14.108
10	2:25.116	+5.664	10:43:39.224
11	2:25.758	+6.306	10:46:04.982

(25) LLUCH LIARTE, JUAN CARLOS

Lap	Lap Tm	Diff	Time of Day
1			10:22:29.216
2	2:20.394	+0.015	10:24:49.610
3	2:21.647	+1.268	10:27:11.257
4	2:20.379		10:29:31.636
5	2:21.990	+1.611	10:31:53.626
6	2:22.471	+2.092	10:34:16.097
7	2:23.064	+2.685	10:36:39.161
8	2:24.255	+3.876	10:39:03.416
9	2:24.725	+4.346	10:41:28.141
10	2:25.709	+5.330	10:43:53.850
11	2:26.298	+5.919	10:46:20.148

(144) CUARTERO SANCHO, JOSE LUIS

Lap	Lap Tm	Diff	Time of Day
1			10:22:44.580
2	2:22.084	+1.284	10:25:06.664
3	2:21.561	+0.761	10:27:28.225
4	2:21.362	+0.562	10:29:49.587
5	2:20.938	+0.138	10:32:10.525
6	2:23.949	+3.149	10:34:34.474
7	2:23.211	+2.411	10:36:57.685
8	2:20.800		10:39:18.485
9	2:24.970	+4.170	10:41:43.455
10	2:24.541	+3.741	10:44:07.996
11	2:27.310	+6.510	10:46:35.306

(707) ARRIEZU MANZANARES, ASTOR

Lap	Lap Tm	Diff	Time of Day
1			10:22:21.020
2	2:20.411		10:24:41.431
3	2:25.318	+4.907	10:27:06.749
4	2:23.067	+2.656	10:29:29.816
5	2:25.888	+5.477	10:31:55.704
6	2:27.931	+7.520	10:34:23.635
7	2:24.985	+4.574	10:36:48.620
8	2:27.324	+6.913	10:39:15.944
9	2:29.222	+8.811	10:41:45.166
10	2:28.458	+8.047	10:44:13.624
11	2:28.504	+8.093	10:46:42.128

(18) PERALES SALVADOR, RAUL

Lap	Lap Tm	Diff	Time of Day
1			10:22:37.310
2	2:27.173	+3.315	10:25:04.483
3	2:25.889	+2.031	10:27:30.372
4	2:26.199	+2.341	10:29:56.571
5	2:25.848	+1.990	10:32:22.419
6	2:26.816	+2.958	10:34:49.235
7	2:23.858		10:37:13.093
8	2:28.726	+4.868	10:39:41.819
9	2:25.555	+1.697	10:42:07.374
10	2:26.595	+2.737	10:44:33.969

(41) TORRERO RIERA, JORGE

Lap	Lap Tm	Diff	Time of Day
1			10:22:38.007
2	2:28.234	+3.351	10:25:06.241
3	2:28.219	+3.336	10:27:34.460
4	2:24.883		10:29:59.343
5	2:27.068	+2.185	10:32:26.411
6	2:28.644	+3.761	10:34:55.055
7	2:27.668	+2.785	10:37:22.723
8	2:31.138	+6.255	10:39:53.861
9	2:25.264	+0.381	10:42:19.125

Lap	Lap Tm	Diff	Time of Day
10	2:30.655	+5.772	10:44:49.780

(91) TORRES, JESUS

Lap	Lap Tm	Diff	Time of Day
1			10:23:02.485
2	2:27.377	+1.661	10:25:29.862
3	2:25.716		10:27:55.578
4	2:29.066	+3.350	10:30:24.644
5	2:28.367	+2.651	10:32:53.011
6	2:31.631	+5.915	10:35:24.642
7	2:31.593	+5.877	10:37:56.235
8	2:33.531	+7.815	10:40:29.766
9	2:35.781	+10.065	10:43:05.547
10	2:33.024	+7.308	10:45:38.571

(50) GRACIA GIMENO, EMILIO JESUS

Lap	Lap Tm	Diff	Time of Day
1			10:22:39.463
2	2:32.516	+0.663	10:25:11.979
3	2:32.645	+0.792	10:27:44.624
4	2:31.853		10:30:16.477
5	2:32.687	+0.834	10:32:49.164
6	2:36.491	+4.638	10:35:25.655
7	2:42.800	+10.947	10:38:08.455
8	2:36.747	+4.894	10:40:45.202
9	2:34.862	+3.009	10:43:20.064
10	2:40.161	+8.308	10:46:00.225

(72) TORRES ROMERO, PABLO

Lap	Lap Tm	Diff	Time of Day
1			10:22:36.686
2	2:37.509	+4.079	10:25:14.195
3	2:33.779	+0.349	10:27:47.974
4	2:33.430		10:30:21.404
5	2:38.328	+4.898	10:32:59.732
6	2:37.424	+3.994	10:35:37.156
7	2:39.427	+5.997	10:38:16.583
8	2:37.640	+4.210	10:40:54.223
9	2:40.912	+7.482	10:43:35.135
10	2:43.386	+9.956	10:46:18.521

(54) CORTELL DEBUENO, JOSE RAFAEL

Lap	Lap Tm	Diff	Time of Day
1			10:22:35.681
2	2:35.825	+1.436	10:25:11.506
3	2:34.718	+0.329	10:27:46.224
4	2:34.389		10:30:20.613
5	2:38.967	+4.578	10:32:59.580
6	2:44.194	+9.805	10:35:43.774
7	2:46.086	+11.697	10:38:29.860
8	2:51.617	+17.228	10:41:21.477
9	2:52.407	+18.018	10:44:13.884
10	2:48.478	+14.089	10:47:02.362

(9) AGUSTI FABRO, DANIEL F.

Lap	Lap Tm	Diff	Time of Day
1			10:22:29.218
2	2:30.875		10:25:00.093
3	3:26.189	+55.314	10:28:26.282
4	2:38.688	+7.813	10:31:04.970
5	2:37.451	+6.576	10:33:42.421
6	2:40.641	+9.766	10:36:23.062
7	2:39.581	+8.706	10:39:02.643
8	2:41.398	+10.523	10:41:44.041
9	2:40.617	+9.742	10:44:24.658
10	2:44.355	+13.480	10:47:09.013

(22) MORENO SOLER, JOSE VICENTE

Lap	Lap Tm	Diff	Time of Day
1			10:22:41.377
2	2:35.479	+0.244	10:25:16.856
3	2:35.235		10:27:52.091

Jefe de cronometraje Orbits

Provisional Los Comisarios Deportivos El Director de Carrera El Cronametrador

Definitiva Hora: Hora: Hora:

a Página 2/2

Cto. Aragón MX, XVIII Villa de Zuera

Clasificado por vueltas

MX1 / MX2 / MX3 / MX Veterano

L. Imaz, Zuera 1,700 km

Segunda Manga

20/09/2015 11:30

Carrera (20:00 y 2 Vueltas) iniciado a 11:42:52

Pos.	Nº	Name	V.	Total Tº	Diff.1º	Mejor Tm	Club	Marca	Equipo
MX Veteranos									
1	74	REY ALLUE, JUAN CARLOS	11	25:13.941		2:14.642			
2	914	BAZAN GODOY, HECTOR GABRIE	11	25:49.504	35.563	2:14.272	Mc. Zuera	HONDA	
3	25	LLUCH LIARTE, JUAN CARLOS	11	26:32.022	1:18.081	2:21.958	Mc. Zuera	YAMAHA	
4	18	PERALES SALVADOR, RAUL	11	27:12.282	1:58.341	2:23.179	T.S.R.	HUSQVARN	
5	50	GRACIA GIMENO, EMILIO JESUS	10	26:08.199	1 Vuelta	2:32.815	Mc. Zuera	KAWASAKI	
6	72	TORRES ROMERO, PABLO	10	26:41.253	1 Vuelta	2:37.419	Mc. Zuera	HONDA	
7	54	CORTELL DEBUENO, JOSE RAFAI	10	26:59.029	1 Vuelta	2:36.607	Mc. Zuera	KAWASAKI	
8	22	MORENO SOLER, JOSE VICENTE	9	25:14.619	2 Vueltas	2:42.908	Mc. Zuera	KAWASAKI	

MX-1									
1	84	BRUCART SANCHEZ, RAMON	12	24:59.097		2:02.381	Amv Torroella	YAMAHA	
2	92	VALENTIN LASHERAS, ANDER	12	25:09.492	10.395	2:00.324			
3	98	VALERA RODRIGUEZ, SERGIO	12	26:21.388	1:22.291	2:09.807	Mc. Zuera	KAWASAKI	
4	118	AYENSA ALARCON, LUIS ANDRE	12	26:41.266	1:42.169	2:11.201	Mc. Ziki Team	ANCILLOTT	
5	66	ALFARO ZORZANO, JAVIER	12	26:47.883	1:48.786	2:10.026	Mc. Racing Norte	KTM	
6	80	BELLIDO PARDO, FERNANDO	12	26:54.144	1:55.047	2:11.864	Tauste Mc.	KAWASAKI	
7	7	FERNANDEZ GARCIA, CESAR	11	25:06.486	1 Vuelta	2:13.185	Esc. A Full	SIN MARCA	
8	39	LOPEZ MARTIN, YOEL	11	26:16.432	1 Vuelta	2:13.014	Mc. Zuera	KAWASAKI	

No clasificado									
NT	99	BERNADAUS VILLANUA, ANDRES	4	9:47.807		2:11.049	Mc. Vallemesa	MALAGUTT	

MX-2									
1	37	LOPEZ GADEA, ALEJANDRO	11	25:00.104		2:12.422	Tauste Mc.	SUZUKI RM	
2	5	RAUFAST PARDO, RICARDO	11	25:24.813	24.709	2:13.996	Mc. Zuera	SUZUKI	
3	95	MORENO ARROYO, VICTOR	11	26:39.741	1:39.637	2:20.071	Tauste Mc.	KAWASAKI	
4	707	ARRIEZU MANZANARES, ASTOR	11	27:09.917	2:09.813	2:21.863	Mc. Vallemesa	KTM	

MX-3									
1	80	MAROTO ROYO, MIGUEL ANGEL	11	25:18.421		2:16.406	A. D. Aragon Sport	SHERCO	
2	3	ARGUILE MARTINEZ, AUGUSTO	11	25:48.044	29.623	2:16.043	Esc. A Full	PUCH	
3	144	CUARTERO SANCHO, JOSE LUIS	11	26:12.601	54.180	2:17.125	Mc. Vallemesa	KTM	
4	41	TORRERO RIERA, JORGE	11	27:04.417	1:45.996	2:23.709	Mc. Zuera	TM	
5	91	TORRES, JESUS	10	25:56.439	1 Vuelta	2:27.535			
6	9	AGUSTI FABRO, DANIEL F.	9	25:12.723	2 Vueltas	2:45.611	Mc. Zuera	HONDA	

Márgen de victoria	Velocidad media	Mejor tº de vuelta	Mejor Vel.	Mejor vuelta para
10.395	48,989	2:00.324	50,863	92 - VALENTIN LASHERAS, ANDE

Jefe de cronometraje			Orbits
<input type="checkbox"/> Provisional	Los Comisarios Deportivos	El Director de Carrera	El Cronametrador
<input type="checkbox"/> Definitiva	Hora:	Hora:	Hora:

Cto. Aragón MX, XVIII Villa de Zuera

MX1 / MX2 / MX3 / MX Veterano

L. Imaz, Zuera 1,700 km

Segunda Manga

20/09/2015 11:30

Carrera (20:00 y 2 Vueltas) iniciado a 11:42:52

Lap	Lap Tm	Diff	Time of Day
(84) BRUCART SANCHEZ, RAMON			
1			11:44:59.065
2	2:02.381		11:47:01.446
3	2:04.579	+2.198	11:49:06.025
4	2:04.224	+1.843	11:51:10.249
5	2:05.194	+2.813	11:53:15.443
6	2:04.936	+2.555	11:55:20.379
7	2:06.506	+4.125	11:57:26.885
8	2:03.848	+1.467	11:59:30.733
9	2:05.084	+2.703	12:01:35.817
10	2:04.181	+1.800	12:03:39.998
11	2:05.047	+2.666	12:05:45.045
12	2:06.445	+4.064	12:07:51.490

Lap	Lap Tm	Diff	Time of Day
(92) VALENTIN LASHERAS, ANDER			
1			11:45:14.236
2	2:17.251	+16.927	11:47:31.487
3	2:03.932	+3.608	11:49:35.419
4	2:05.642	+5.318	11:51:41.061
5	2:00.324		11:53:41.385
6	2:02.285	+1.961	11:55:43.670
7	2:00.632	+0.308	11:57:44.302
8	2:02.631	+2.307	11:59:46.933
9	2:03.180	+2.856	12:01:50.113
10	2:04.438	+4.114	12:03:54.551
11	2:02.229	+1.905	12:05:56.780
12	2:05.105	+4.781	12:08:01.885

Lap	Lap Tm	Diff	Time of Day
(98) VALERA RODRIGUEZ, SERGIO			
1			11:45:10.903
2	2:12.710	+2.903	11:47:23.613
3	2:10.365	+0.558	11:49:33.978
4	2:09.807		11:51:43.785
5	2:11.092	+1.285	11:53:54.877
6	2:10.153	+0.346	11:56:05.030
7	2:11.383	+1.576	11:58:16.413
8	2:10.321	+0.514	12:00:26.734
9	2:10.714	+0.907	12:02:37.448
10	2:13.995	+4.188	12:04:51.443
11	2:10.779	+0.972	12:07:02.222
12	2:11.559	+1.752	12:09:13.781

Lap	Lap Tm	Diff	Time of Day
(118) AYENSA ALARCON, LUIS ANDRES			
1			11:45:08.608
2	2:12.627	+1.426	11:47:21.235
3	2:12.213	+1.012	11:49:33.448
4	2:13.022	+1.821	11:51:46.470
5	2:12.598	+1.397	11:53:59.068
6	2:12.492	+1.291	11:56:11.560
7	2:13.925	+2.724	11:58:25.485
8	2:11.201		12:00:36.686
9	2:13.518	+2.317	12:02:50.204
10	2:13.964	+2.763	12:05:04.168
11	2:14.166	+2.965	12:07:18.334
12	2:15.325	+4.124	12:09:33.659

Lap	Lap Tm	Diff	Time of Day
(66) ALFARO ZORZANO, JAVIER			
1			11:45:08.958
2	2:12.741	+2.715	11:47:21.699
3	2:10.026		11:49:31.725
4	2:10.143	+0.117	11:51:41.868
5	2:26.065	+16.039	11:54:07.933
6	2:13.124	+3.098	11:56:21.057
7	2:13.690	+3.664	11:58:34.747
8	2:12.689	+2.663	12:00:47.436

Lap	Lap Tm	Diff	Time of Day
9	2:11.956	+1.930	12:02:59.392
10	2:12.162	+2.136	12:05:11.554
11	2:14.685	+4.659	12:07:26.239
12	2:14.037	+4.011	12:09:40.276

Lap	Lap Tm	Diff	Time of Day
(80) BELLIDO PARDO, FERNANDO			
1			11:45:11.846
2	2:13.875	+2.011	11:47:25.721
3	2:12.740	+0.876	11:49:38.461
4	2:12.697	+0.833	11:51:51.158
5	2:14.250	+2.386	11:54:05.408
6	2:14.066	+2.202	11:56:19.474
7	2:14.878	+3.014	11:58:34.352
8	2:12.605	+0.741	12:00:46.957
9	2:11.864		12:02:58.821
10	2:14.589	+2.725	12:05:13.410
11	2:16.711	+4.847	12:07:30.121
12	2:16.416	+4.552	12:09:46.537

Lap	Lap Tm	Diff	Time of Day
(37) LOPEZ GADEA, ALEJANDRO			
1			11:45:12.601
2	2:13.738	+1.316	11:47:26.339
3	2:12.422		11:49:38.761
4	2:14.961	+2.539	11:51:53.722
5	2:15.219	+2.797	11:54:08.941
6	2:17.450	+5.028	11:56:26.391
7	2:13.004	+0.582	11:58:39.395
8	2:16.538	+4.116	12:00:55.933
9	2:17.816	+5.394	12:03:13.749
10	2:16.405	+3.983	12:05:30.154
11	2:22.343	+9.921	12:07:52.497

Lap	Lap Tm	Diff	Time of Day
(7) FERNANDEZ GARCIA, CESAR			
1			11:45:17.978
2	2:16.062	+2.877	11:47:34.040
3	2:16.113	+2.928	11:49:50.153
4	2:25.709	+12.524	11:52:15.862
5	2:13.185		11:54:29.047
6	2:14.316	+1.131	11:56:43.363
7	2:16.051	+2.866	11:58:59.414
8	2:14.096	+0.911	12:01:13.510
9	2:13.919	+0.734	12:03:27.429
10	2:13.650	+0.465	12:05:41.079
11	2:17.800	+4.615	12:07:58.879

Lap	Lap Tm	Diff	Time of Day
(74) REY ALLUE, JUAN CARLOS			
1			11:45:16.930
2	2:16.285	+1.643	11:47:33.215
3	2:16.412	+1.770	11:49:49.627
4	2:15.134	+0.492	11:52:04.761
5	2:14.642		11:54:19.403
6	2:17.533	+2.891	11:56:36.936
7	2:16.803	+2.161	11:58:53.739
8	2:17.556	+2.914	12:01:11.295
9	2:17.162	+2.520	12:03:28.457
10	2:17.502	+2.860	12:05:45.959
11	2:20.375	+5.733	12:08:06.334

Lap	Lap Tm	Diff	Time of Day
(80) MAROTO ROYO, MIGUEL ANGEL			
1			11:45:14.516
2	2:17.279	+0.873	11:47:31.795
3	2:16.730	+0.324	11:49:48.525
4	2:18.174	+1.768	11:52:06.699
5	2:17.397	+0.991	11:54:24.096
6	2:18.220	+1.814	11:56:42.316
7	2:17.001	+0.595	11:58:59.317

Lap	Lap Tm	Diff	Time of Day
8	2:20.134	+3.728	12:01:19.451
9	2:17.024	+0.618	12:03:36.475
10	2:16.406		12:05:52.881
11	2:17.933	+1.527	12:08:10.814

Lap	Lap Tm	Diff	Time of Day
(5) RAUFAS PARD0, RICARDO			
1			11:45:22.348
2	2:19.835	+5.839	11:47:42.183
3	2:15.794	+1.798	11:49:57.977
4	2:13.996		11:52:11.973
5	2:14.028	+0.032	11:54:26.001
6	2:17.057	+3.061	11:56:43.058
7	2:18.731	+4.735	11:59:01.789
8	2:19.410	+5.414	12:01:21.199
9	2:16.289	+2.293	12:03:37.488
10	2:17.921	+3.925	12:05:55.409
11	2:21.797	+7.801	12:08:17.206

Lap	Lap Tm	Diff	Time of Day
(3) ARGUILLE MARTINEZ, AUGUSTO			
1			11:45:21.550
2	2:20.577	+4.534	11:47:42.127
3	2:20.321	+4.278	11:50:02.448
4	2:16.921	+0.878	11:52:19.369
5	2:16.043		11:54:35.412
6	2:17.931	+1.888	11:56:53.343
7	2:20.541	+4.498	11:59:13.884
8	2:22.949	+6.906	12:01:36.833
9	2:20.426	+4.383	12:03:57.259
10	2:21.115	+5.072	12:06:18.374
11	2:22.063	+6.020	12:08:40.437

Lap	Lap Tm	Diff	Time of Day
(914) BAZAN GODOY, HECTOR GABRIEL			
1			11:45:35.230
2	2:15.100	+0.828	11:47:50.330
3	2:17.288	+3.016	11:50:07.618
4	2:14.790	+0.518	11:52:22.408
5	2:14.272		11:54:36.680
6	2:18.692	+4.420	11:56:55.372
7	2:22.097	+7.825	11:59:17.469
8	2:20.865	+6.593	12:01:38.334
9	2:21.659	+7.387	12:03:59.993
10	2:19.660	+5.388	12:06:19.653
11	2:22.244	+7.972	12:08:41.897

Lap	Lap Tm	Diff	Time of Day
(144) CUARTERO SANCHO, JOSE LUIS			
1			11:45:20.609
2	2:20.389	+3.264	11:47:40.998
3	2:18.149	+1.024	11:49:59.147
4	2:17.125		11:52:16.272
5	2:18.448	+1.323	11:54:34.720
6	2:32.412	+15.287	11:57:07.132
7	2:24.659	+7.534	11:59:31.791
8	2:21.877	+4.752	12:01:53.668
9	2:22.914	+5.789	12:04:16.582
10	2:24.020	+6.895	12:06:40.602
11	2:24.392	+7.267	12:09:04.994

Lap	Lap Tm	Diff	Time of Day
(39) LOPEZ MARTIN, YOEL			
1			11:45:15.678
2	2:13.742	+0.728	11:47:29.420
3	2:14.298	+1.284	11:49:43.718
4	2:13.014		11:51:56.732
5	2:13.868	+0.854	11:54:10.600
6	3:33.244	+1:20.230	11:



Cto. Aragón MX, XVIII Villa de Zuera

MX1 / MX2 / MX3 / MX Veterano

L. Imaz, Zuera 1,700 km

Segunda Manga

20/09/2015 11:30

Carrera (20:00 y 2 Vueltas) iniciado a 11:42:52

Lap	Lap Tm	Diff	Time of Day
9	2:16.000	+2.986	12:04:31.371
10	2:18.288	+5.274	12:06:49.659
11	2:19.166	+6.152	12:09:08.825

(25) LLUCH LIARTE, JUAN CARLOS

1			11:45:26.720
2	2:23.295	+1.337	11:47:50.015
3	2:22.885	+0.927	11:50:12.900
4	2:22.867	+0.909	11:52:35.767
5	2:22.443	+0.485	11:54:58.210
6	2:21.958		11:57:20.168
7	2:23.739	+1.781	11:59:43.907
8	2:24.897	+2.939	12:02:08.804
9	2:24.726	+2.768	12:04:33.530
10	2:23.969	+2.011	12:06:57.499
11	2:26.916	+4.958	12:09:24.415

(95) MORENO ARROYO, VICTOR

1			11:45:28.043
2	2:20.071		11:47:48.114
3	2:21.561	+1.490	11:50:09.675
4	2:20.486	+0.415	11:52:30.161
5	2:21.690	+1.619	11:54:51.851
6	2:22.608	+2.537	11:57:14.459
7	2:23.222	+3.151	11:59:37.681
8	2:27.166	+7.095	12:02:04.847
9	2:25.832	+5.761	12:04:30.679
10	2:30.440	+10.369	12:07:01.119
11	2:31.015	+10.944	12:09:32.134

(41) TORRERO RIERA, JORGE

1			11:45:36.403
2	2:25.172	+1.463	11:48:01.575
3	2:24.002	+0.293	11:50:25.577
4	2:23.709		11:52:49.286
5	2:23.974	+0.265	11:55:13.260
6	2:26.143	+2.434	11:57:39.403
7	2:28.102	+4.393	12:00:07.505
8	2:24.643	+0.934	12:02:32.148
9	2:27.948	+4.239	12:05:00.096
10	2:28.643	+4.934	12:07:28.739
11	2:28.071	+4.362	12:09:56.810

(707) ARRIEZU MANZANARES, ASTOR

1			11:45:25.809
2	2:21.863		11:47:47.672
3	2:23.375	+1.512	11:50:11.047
4	2:23.392	+1.529	11:52:34.439
5	2:26.300	+4.437	11:55:00.739
6	2:27.271	+5.408	11:57:28.010
7	2:29.694	+7.831	11:59:57.704
8	2:28.920	+7.057	12:02:26.624
9	2:31.884	+10.021	12:04:58.508
10	2:33.833	+11.970	12:07:32.341
11	2:29.969	+8.106	12:10:02.310

(18) PERALES SALVADOR, RAUL

1			11:45:37.427
2	2:25.884	+2.705	11:48:03.311
3	2:23.469	+0.290	11:50:26.780
4	2:23.179		11:52:49.959
5	2:24.214	+1.035	11:55:14.173
6	2:25.820	+2.641	11:57:39.993
7	2:28.618	+5.439	12:00:08.611
8	2:26.452	+3.273	12:02:35.063
9	2:29.392	+6.213	12:05:04.455

Lap	Lap Tm	Diff	Time of Day
10	2:28.842	+5.663	12:07:33.297
11	2:31.378	+8.199	12:10:04.675

(91) TORRES, JESUS

1			11:45:42.733
2	2:32.091	+4.556	11:48:14.824
3	2:27.535		11:50:42.359
4	2:30.155	+2.620	11:53:12.514
5	2:33.296	+5.761	11:55:45.810
6	2:32.125	+4.590	11:58:17.935
7	2:34.856	+7.321	12:00:52.791
8	2:38.793	+11.258	12:03:31.584
9	2:36.507	+8.972	12:06:08.091
10	2:40.741	+13.206	12:08:48.832

(50) GRACIA GIMENO, EMILIO JESUS

1			11:45:39.699
2	2:34.782	+1.967	11:48:14.481
3	2:33.114	+0.299	11:50:47.595
4	2:32.815		11:53:20.410
5	2:34.188	+1.373	11:55:54.598
6	2:35.936	+3.121	11:58:30.534
7	2:36.009	+3.194	12:01:06.543
8	2:38.291	+5.476	12:03:44.834
9	2:37.306	+4.491	12:06:22.140
10	2:38.452	+5.637	12:09:00.592

(72) TORRES ROMERO, PABLO

1			11:45:38.805
2	2:38.325	+0.906	11:48:17.130
3	2:37.419		11:50:54.549
4	2:39.223	+1.804	11:53:33.772
5	2:39.106	+1.687	11:56:12.878
6	2:38.435	+1.016	11:58:51.313
7	2:38.726	+1.307	12:01:30.039
8	2:43.421	+6.002	12:04:13.460
9	2:40.147	+2.728	12:06:53.607
10	2:40.039	+2.620	12:09:33.646

(54) CORTELL DEBUENO, JOSE RAFAEL

1			11:45:43.916
2	2:39.190	+2.583	11:48:23.106
3	2:37.596	+0.989	11:51:00.702
4	2:36.607		11:53:37.309
5	2:37.500	+0.893	11:56:14.809
6	2:38.077	+1.470	11:58:52.886
7	2:43.242	+6.635	12:01:36.128
8	2:44.973	+8.366	12:04:21.101
9	2:44.170	+7.563	12:07:05.271
10	2:46.151	+9.544	12:09:51.422

(9) AGUSTI FABRO, DANIEL F.

1			11:45:35.497
2	2:46.656	+1.045	11:48:22.153
3	2:45.611		11:51:07.764
4	2:51.899	+6.288	11:53:59.663
5	2:47.976	+2.365	11:56:47.639
6	2:45.942	+0.331	11:59:33.581
7	2:48.834	+3.223	12:02:22.415
8	2:48.887	+3.276	12:05:11.302
9	2:53.814	+8.203	12:08:05.116

(22) MORENO SOLER, JOSE VICENTE

1			11:45:41.786
2	2:47.187	+4.279	11:48:28.973
3	2:48.485	+5.577	11:51:17.458

Lap	Lap Tm	Diff	Time of Day
4	2:42.908		11:54:00.366
5	2:48.751	+5.843	11:56:49.117
6	2:47.684	+4.776	11:59:36.801
7	2:48.880	+5.972	12:02:25.681
8	2:56.252	+13.344	12:05:21.933
9	2:45.079	+2.171	12:08:07.012

(99) BERNADAUS VILLANUA, ANDRES

1			11:45:18.556
2	2:16.283	+5.234	11:47:34.839
3	2:11.049		11:49:45.888
4	2:54.312	+43.263	11:52:40.200

Jefe de cronometraje

Orbits

Provisional

Los Comisarios Deportivos

El Director de Carrera

El Cronametrador

Definitiva

Hora:

Hora:

Hora:




Cto. Aragón MX, XVIII Villa de Zuera

MX1 / MX2 / MX3 / MX Veterano

L. Imaz, Zuera 1,700 km

Final MX1 / MX2 / MX3 / MX Veterano



Pos.	Nº	Nombre	T. Punt.	1ªM	2ªM	Club
MX Veteranos						
1	74	REY ALLUE, JUAN CARLOS	50	25	25	
2	914	BAZAN GODOY, HECTOR GABRIEL	44	22	22	Mc. Zuera
3	25	LLUCH LIARTE, JUAN CARLOS	40	20	20	Mc. Zuera
4	18	PERALES SALVADOR, RAUL	36	18	18	T.S.R.
5	50	GRACIA GIMENO, EMILIO JESUS	32	16	16	Mc. Zuera
6	72	TORRES ROMERO, PABLO	30	15	15	Mc. Zuera
7	54	CORTELL DEBUENO, JOSE RAFAEL	28	14	14	Mc. Zuera
8	22	MORENO SOLER, JOSE VICENTE	26	13	13	Mc. Zuera
MX-1						
1	84	BRUCART SANCHEZ, RAMON	47	22	25	Amv Torroella
2	92	VALENTIN LASHERAS, ANDER	47	25	22	
3	98	VALERA RODRIGUEZ, SERGIO	36	16	20	Mc. Zuera
4	66	ALFARO ZORZANO, JAVIER	34	18	16	Mc. Racing Norte
5	118	AYENSA ALARCON, LUIS ANDRES	33	15	18	Mc. Ziki Team
6	80	BELLIDO PARDO, FERNANDO	29	14	15	Tauste Mc.
7	7	FERNANDEZ GARCIA, CESAR	26	12	14	Esc. A Full
8	39	LOPEZ MARTIN, YOEL	26	13	13	Mc. Zuera
9	99	BERNADAUS VILLANUA, ANDRES	20	20	0	Mc. Vallemesa
MX-2						
1	37	LOPEZ GADEA, ALEJANDRO	50	25	25	Tauste Mc.
2	95	MORENO ARROYO, VICTOR	42	22	20	Tauste Mc.
3	707	ARRIEZU MANZANARES, ASTOR	38	20	18	Mc. Vallemesa
4	5	RAUFAST PARDO, RICARDO	22	0	22	Mc. Zuera
MX-3						
1	80	MAROTO ROYO, MIGUEL ANGEL	50	25	25	A. D. Aragon Sport
2	3	ARGUILE MARTINEZ, AUGUSTO	44	22	22	Esc. A Full
3	144	CUARTERO SANCHO, JOSE LUIS	40	20	20	Mc. Vallemesa
4	41	TORRERO RIERA, JORGE	36	18	18	Mc. Zuera
5	91	TORRES, JESUS	32	16	16	
6	9	AGUSTI FABRO, DANIEL F.	30	15	15	Mc. Zuera

Jefe de cronometraje

Orbits

Provisional

Los Comisarios Deportivos

El Director de Carrera

El Cronametrador

Definitiva

Hora:

Hora:

Hora:



Cto. Aragón MX, XVIII Villa de Zuera
Clasificado por mejor tiempo de vuelta
MX Junior
L. Imaz, Zuera 1,700 km
Entrenos Oficiales
20/09/2015 09:55
Clasificación (15:00 Tiempo) iniciado a 9:58:20

Pos.	N°	Name	Mejor Tm	Diff. 1°	Total T°	EnV.	Club	Marca	Equipo
1	822	GIRONA ROCA, ALBERT	2:07.241		16:00.504	7	Mc. Segre		
2	60	URGEL HERNANDO, AARON	2:09.287	2.046	16:49.336	5	Mc. Calatayud	YAMAHA	
3	23	MUÑOZ DE LA PEÑA VICENTE, JUAN	2:13.473	6.232	16:48.682	7	Sinesponsor Raci	KAWASAKI	
4	7	MENE MANERO, LUIS	2:16.881	9.640	17:15.880	4	Tauste Mc.	KTM	
5	1	FERRANDIS TORMOS, AITOR	2:17.101	9.860	4:59.178	2	Mc VDB	YAMAHA	
6	21	PARICIO NAVARRO, PEDRO	2:18.782	11.541	17:14.247	3	T.S.R.	HONDA	
7	11	CASAS AQUILUE, GONZALO	2:19.255	12.014	17:08.522	2	Pm. Oscense		
8	90	ABELLAN GIL, JOSE MARIA	2:21.084	13.843	17:13.051	3	Mc. Vallemesa	KAWASAKI	
9	15	SONSONA CIVERA, ALEJANDRO	2:22.232	14.991	17:25.181	3	T.S.R.	KAWASAKI	
10	8	SAIZ OCHOA, DIEGO	2:22.234	14.993	15:33.005	5	Mc. Vallemesa	KTM	
11	20	LLORENTE TOVAR, CRISTOBAL	2:26.554	19.313	15:47.339	4	Esc. R.T.S.	KTM	
12	196	GARCIA MARCO, ADRIAN	2:27.159	19.918	16:14.154	4	Mc. Vallemesa	YAMAHA	
13	58	BITRIAN LOPEZ, SAUL	2:27.248	20.007	15:34.822	4			
14	138	ESCARTIN FORADADA, ADRIAN	2:41.047	33.806	14:37.012	2	Pm. Oscense	KAWASAKI	
15	87	GRANDIO CODESAL, JOSE MIGUEL	2:49.651	42.410	15:56.098	3	A. D. Aragon Spor	HONDA	
16	599	BERNADAUS VILLANUA, ALBA	2:49.789	42.548	17:43.455	6	Mc. Vallemesa		
17	27	HERRANZ SANZ, DIEGO	2:53.613	46.372	15:33.696	4	Independiente		

 Provisional

Los Comisarios Deportivos

El Director de Carrera

El Cronametrador

 Definitiva

Hora:

Hora:

Hora:



Cto. Aragón MX, XVIII Villa de Zuera

MX Junior

L. Imaz, Zuera 1,700 km

Entrenos Oficiales

20/09/2015 09:55

Clasificación (15:00 Tiempo) iniciado a 9:58:20

Lap	Lap Tm	Diff	Time of Day
(822) GIRONA ROCA, ALBERT			
1			10:00:59.805
2	2:14.931	+7.690	10:03:14.736
3	2:09.883	+2.642	10:05:24.619
4	2:12.865	+5.624	10:07:37.484
5	2:08.301	+1.060	10:09:45.785
6	2:27.622	+20.381	10:12:13.407
7	2:07.241		10:14:20.648

Lap	Lap Tm	Diff	Time of Day
(60) URGEL HERNANDO, AARON			
1			10:01:01.137
2	2:17.086	+7.799	10:03:18.223
3	2:12.539	+3.252	10:05:30.762
4	2:32.982	+23.695	10:08:03.744
5	2:09.287		10:10:13.031
6	2:42.924	+33.637	10:12:55.955
7	2:13.525	+4.238	10:15:09.480

Lap	Lap Tm	Diff	Time of Day
(23) MUÑOZ DE LA PEÑA VICENTE, JUAN			
1			10:00:49.614
2	2:17.614	+4.141	10:03:07.228
3	2:16.864	+3.391	10:05:24.092
4	2:14.926	+1.453	10:07:39.018
5	3:01.717	+48.244	10:10:40.735
6	2:14.618	+1.145	10:12:55.353
7	2:13.473		10:15:08.826

Lap	Lap Tm	Diff	Time of Day
(7) MENE MANERO, LUIS			
1			10:00:55.760
2	2:22.927	+6.046	10:03:18.687
3	2:25.095	+8.214	10:05:43.782
4	2:16.881		10:08:00.663
5	4:48.108	+2:31.227	10:12:48.771
6	2:47.253	+30.372	10:15:36.024

Lap	Lap Tm	Diff	Time of Day
(1) FERRANDIS TORMOS, AITOR			
1			10:01:02.221
2	2:17.101		10:03:19.322

Lap	Lap Tm	Diff	Time of Day
(21) PARICIO NAVARRO, PEDRO			
1			10:01:12.791
2	2:26.886	+8.104	10:03:39.677
3	2:18.782		10:05:58.459
4	2:27.452	+8.670	10:08:25.911
5	2:18.863	+0.081	10:10:44.774
6	2:24.555	+5.773	10:13:09.329
7	2:25.062	+6.280	10:15:34.391

Lap	Lap Tm	Diff	Time of Day
(11) CASAS AQUILUE, GONZALO			
1			10:01:05.551
2	2:19.255		10:03:24.806
3	2:21.052	+1.797	10:05:45.858
4	2:22.843	+3.588	10:08:08.701
5	2:20.238	+0.983	10:10:28.939
6	2:35.501	+16.246	10:13:04.440
7	2:24.226	+4.971	10:15:28.666

Lap	Lap Tm	Diff	Time of Day
(90) ABELLAN GIL, JOSE MARIA			
1			10:00:53.413
2	2:24.439	+3.355	10:03:17.852
3	2:21.084		10:05:38.936
4	2:26.507	+5.423	10:08:05.443
5	2:26.062	+4.978	10:10:31.505
6	2:23.191	+2.107	10:12:54.696
7	2:38.499	+17.415	10:15:33.195

Lap	Lap Tm	Diff	Time of Day
(15) SONSONA CIVERA, ALEJANDRO			
1			10:01:11.829
2	2:29.000	+6.768	10:03:40.829
3	2:22.232		10:06:03.061
4	2:24.008	+1.776	10:08:27.069
5	2:22.637	+0.405	10:10:49.706
6	2:26.862	+4.630	10:13:16.568
7	2:28.757	+6.525	10:15:45.325

Lap	Lap Tm	Diff	Time of Day
(8) SAIZ OCHOA, DIEGO			
1			10:01:07.183
2	2:23.018	+0.784	10:03:30.201
3	2:42.308	+20.074	10:06:12.509
4	2:25.559	+3.325	10:08:38.068
5	2:22.234		10:11:00.302
6	2:52.847	+30.613	10:13:53.149

Lap	Lap Tm	Diff	Time of Day
(20) LLORENTE TOVAR, CRISTOBAL			
1			10:01:27.791
2	2:30.617	+4.063	10:03:58.408
3	2:29.275	+2.721	10:06:27.683
4	2:26.554		10:08:54.237
5	2:45.540	+18.986	10:11:39.777
6	2:27.706	+1.152	10:14:07.483

Lap	Lap Tm	Diff	Time of Day
(196) GARCIA MARCO, ADRIAN			
1			10:01:10.337
2	2:34.006	+6.847	10:03:44.343
3	3:08.949	+41.790	10:06:53.292
4	2:27.159		10:09:20.451
5	2:27.209	+0.050	10:11:47.660
6	2:46.638	+19.479	10:14:34.298

Lap	Lap Tm	Diff	Time of Day
(58) BITRIAN LOPEZ, SAUL			
1			10:01:24.966
2	2:29.792	+2.544	10:03:54.758
3	2:29.259	+2.011	10:06:24.017
4	2:27.248		10:08:51.265
5	2:34.729	+7.481	10:11:25.994
6	2:28.972	+1.724	10:13:54.966

Lap	Lap Tm	Diff	Time of Day
(138) ESCARTIN FORADADA, ADRIAN			
1			10:01:34.791
2	2:41.047		10:04:15.838
3	2:44.102	+3.055	10:06:59.940
4	2:42.925	+1.878	10:09:42.865
5	3:14.291	+33.244	10:12:57.156

Lap	Lap Tm	Diff	Time of Day
(87) GRANDIO CODESAL, JOSE MIGUEL			
1			10:02:04.740
2	3:29.794	+40.143	10:05:34.534
3	2:49.651		10:08:24.185
4	2:50.314	+0.663	10:11:14.499
5	3:01.743	+12.092	10:14:16.242

Lap	Lap Tm	Diff	Time of Day
(599) BERNADAUS VILLANUA, ALBA			
1			10:01:44.558
2	2:55.004	+5.215	10:04:39.562
3	2:50.419	+0.630	10:07:29.981
4	2:52.439	+2.650	10:10:22.420
5	2:51.390	+1.601	10:13:13.810
6	2:49.789		10:16:03.599

Lap	Lap Tm	Diff	Time of Day
(27) HERRANZ SANZ, DIEGO			
1			10:01:50.598

Jefe de cronometraje Orbits

Provisional Definitiva

Los Comisarios Deportivos El Director de Carrera El Cronametrador

Hora: Hora: Hora:

at



Cto. Aragón MX, XVIII Villa de Zuera

Clasificado por vueltas

MX Junior

L. Imaz, Zuera 1,700 km

Primera Manga

20/09/2015 11:15

Carrera (20:00 y 2 Vueltas) iniciado a 11:12:33

Pos.	Nº	Name	V.	Total T°	Diff.1°	Mejor Tm	Club	Marca	Equipo
1	822	GIRONA ROCA, ALBERT	12	26:11.316		2:09.666	Mc. Segre		
2	23	MUÑOZ DE LA PEÑA VICENTE, J	12	27:51.404	1:40.088	2:15.866	Sinesponsor Racing	KAWASAKI	
3	8	SAIZ OCHOA, DIEGO	12	28:18.292	2:06.976	2:19.707	Mc. Vallemesa	KTM	
4	21	PARICIO NAVARRO, PEDRO	12	28:21.553	2:10.237	2:20.107	T.S.R.	HONDA	
5	11	CASAS AQUILUE, GONZALO	12	28:23.963	2:12.647	2:19.332	Pm. Oscense		
6	15	SONSONA CIVERA, ALEJANDRO	11	26:23.915	1 Vuelta	2:21.117	T.S.R.	KAWASAKI	
7	20	LLORENTE TOVAR, CRISTOBAL	11	26:24.803	1 Vuelta	2:21.036	Esc. R.T.S.	KTM	
8	7	MENE MANERO, LUIS	11	26:57.118	1 Vuelta	2:21.903	Tauste Mc.	KTM	
9	58	BITRIAN LOPEZ, SAUL	11	27:07.611	1 Vuelta	2:25.521			
10	196	GARCIA MARCO, ADRIAN	11	28:01.795	1 Vuelta	2:28.508	Mc. Vallemesa	YAMAHA	
11	138	ESCARTIN FORADADA, ADRIAN	10	27:45.471	2 Vueltas	2:39.589	Pm. Oscense	KAWASAKI	
12	599	BERNADAUS VILLANUA, ALBA	10	28:20.745	2 Vueltas	2:44.253	Mc. Vallemesa		
13	87	GRANDIO CODESAL, JOSE MIGU	10	28:29.232	2 Vueltas	2:42.153	A. D. Aragon Sport	HONDA	

No clasificado

NT	90	ABELLAN GIL, JOSE MARIA	7	16:30.922	NT	2:20.102	Mc. Vallemesa	KAWASAKI	
NT	27	HERRANZ SANZ, DIEGO			NT		Independiente		
NT	60	URGEL HERNANDO, AARON			NT		Mc. Calatayud	YAMAHA	

Márgen de victoria	Velocidad media	Mejor t° de vuelta	Mejor Vel.	Mejor vuelta para
1:40.088	46,738	2:09.666	47,198	822 - GIRONA ROCA, ALBERT

Jefe de cronometraje

Orbits

Provisional

Los Comisarios Deportivos

El Director de Carrera

El Cronametrador

Definitiva

Hora:

Hora:

Hora:



Cto. Aragón MX, XVIII Villa de Zuera

MX Junior

L. Imaz, Zuera 1,700 km

Primera Manga

20/09/2015 11:15

Carrera (20:00 y 2 Vueltas) iniciado a 11:12:33

Lap	Lap Tm	Diff	Time of Day
(822) GIRONA ROCA, ALBERT			
1			11:14:47.343
2	2:09.666		11:16:57.009
3	2:10.375	+0.709	11:19:07.384
4	2:10.600	+0.934	11:21:17.984
5	2:12.346	+2.680	11:23:30.330
6	2:10.595	+0.929	11:25:40.925
7	2:10.657	+0.991	11:27:51.582
8	2:11.276	+1.610	11:30:02.858
9	2:11.010	+1.344	11:32:13.868
10	2:09.694	+0.028	11:34:23.562
11	2:10.509	+0.843	11:36:34.071
12	2:10.290	+0.624	11:38:44.361

Lap	Lap Tm	Diff	Time of Day
(23) MUÑOZ DE LA PEÑA VICENTE, JUAN			
1			11:14:59.079
2	2:15.866		11:17:14.945
3	2:16.075	+0.209	11:19:31.020
4	2:17.943	+2.077	11:21:48.963
5	2:16.826	+0.960	11:24:05.789
6	2:19.040	+3.174	11:26:24.829
7	2:18.119	+2.253	11:28:42.948
8	2:17.618	+1.752	11:31:00.566
9	2:18.541	+2.675	11:33:19.107
10	2:18.719	+2.853	11:35:37.826
11	2:21.166	+5.300	11:37:58.992
12	2:25.457	+9.591	11:40:24.449

Lap	Lap Tm	Diff	Time of Day
(8) SAIZ OCHOA, DIEGO			
1			11:14:54.036
2	2:20.012	+0.305	11:17:14.048
3	2:19.707		11:19:33.755
4	2:20.079	+0.372	11:21:53.834
5	2:22.225	+2.518	11:24:16.059
6	2:20.328	+0.621	11:26:36.387
7	2:23.582	+3.875	11:28:59.969
8	2:22.251	+2.544	11:31:22.220
9	2:21.119	+1.412	11:33:43.339
10	2:21.111	+1.404	11:36:04.450
11	2:23.921	+4.214	11:38:28.371
12	2:22.966	+3.259	11:40:51.337

Lap	Lap Tm	Diff	Time of Day
(21) PARICIO NAVARRO, PEDRO			
1			11:14:58.107
2	2:21.192	+1.085	11:17:19.299
3	2:20.745	+0.638	11:19:40.044
4	2:22.856	+2.749	11:22:02.900
5	2:23.594	+3.487	11:24:26.494
6	2:22.090	+1.983	11:26:48.584
7	2:22.206	+2.099	11:29:10.790
8	2:21.470	+1.363	11:31:32.260
9	2:20.655	+0.548	11:33:52.915
10	2:20.978	+0.871	11:36:13.893
11	2:20.107		11:38:34.000
12	2:20.598	+0.491	11:40:54.598

Lap	Lap Tm	Diff	Time of Day
(11) CASAS AQUILUE, GONZALO			
1			11:15:04.280
2	2:19.386	+0.054	11:17:23.666
3	2:19.332		11:19:42.998
4	2:22.026	+2.694	11:22:05.024
5	2:23.003	+3.671	11:24:28.027
6	2:21.967	+2.635	11:26:49.994
7	2:23.330	+3.998	11:29:13.324
8	2:21.087	+1.755	11:31:34.411

Lap	Lap Tm	Diff	Time of Day
9	2:20.627	+1.295	11:33:55.038
10	2:19.965	+0.633	11:36:15.003
11	2:20.011	+0.679	11:38:35.014
12	2:21.994	+2.662	11:40:57.008

Lap	Lap Tm	Diff	Time of Day
(15) SONSONA CIVERA, ALEJANDRO			
1			11:15:06.069
2	2:23.788	+2.671	11:17:29.857
3	2:22.219	+1.102	11:19:52.076
4	2:22.091	+0.974	11:22:14.167
5	2:23.020	+1.903	11:24:37.187
6	2:21.117		11:26:58.304
7	2:23.697	+2.580	11:29:22.001
8	2:24.389	+3.272	11:31:46.390
9	2:23.381	+2.264	11:34:09.771
10	2:23.256	+2.139	11:36:33.027
11	2:23.933	+2.816	11:38:56.960

Lap	Lap Tm	Diff	Time of Day
(20) LLORENTE TOVAR, CRISTOBAL			
1			11:15:06.741
2	2:24.196	+3.160	11:17:30.937
3	2:25.110	+4.074	11:19:56.047
4	2:22.876	+1.840	11:22:18.923
5	2:21.036		11:24:39.959
6	2:22.415	+1.379	11:27:02.374
7	2:21.997	+0.961	11:29:24.371
8	2:23.279	+2.243	11:31:47.650
9	2:23.353	+2.317	11:34:11.003
10	2:23.577	+2.541	11:36:34.580
11	2:23.268	+2.232	11:38:57.848

Lap	Lap Tm	Diff	Time of Day
(7) MENE MANERO, LUIS			
1			11:15:13.431
2	2:23.189	+1.286	11:17:36.620
3	2:22.145	+0.242	11:19:58.765
4	2:22.197	+0.294	11:22:20.962
5	2:21.903		11:24:42.865
6	2:23.758	+1.855	11:27:06.623
7	2:25.509	+3.606	11:29:32.132
8	2:29.679	+7.776	11:32:01.811
9	2:25.619	+3.716	11:34:27.430
10	2:31.540	+9.637	11:36:58.970
11	2:31.193	+9.290	11:39:30.163

Lap	Lap Tm	Diff	Time of Day
(58) BITRIAN LOPEZ, SAUL			
1			11:15:02.893
2	2:25.521		11:17:28.414
3	2:26.577	+1.056	11:19:54.991
4	2:27.459	+1.938	11:22:22.450
5	2:28.189	+2.668	11:24:50.639
6	2:27.007	+1.486	11:27:17.646
7	2:26.449	+0.928	11:29:44.095
8	2:26.903	+1.382	11:32:10.998
9	2:31.580	+6.059	11:34:42.578
10	2:28.349	+2.828	11:37:10.927
11	2:29.729	+4.208	11:39:40.656

Lap	Lap Tm	Diff	Time of Day
(196) GARCIA MARCO, ADRIAN			
1			11:15:12.774
2	2:32.553	+4.045	11:17:45.327
3	2:28.508		11:20:13.835
4	2:28.527	+0.019	11:22:42.362
5	2:35.109	+6.601	11:25:17.471
6	2:34.107	+5.599	11:27:51.578
7	2:29.417	+0.909	11:30:20.995
8	2:31.526	+3.018	11:32:52.521

Lap	Lap Tm	Diff	Time of Day
9	2:36.188	+7.680	11:35:28.709
10	2:32.915	+4.407	11:38:01.624
11	2:33.216	+4.708	11:40:34.840

Lap	Lap Tm	Diff	Time of Day
(138) ESCARTIN FORADADA, ADRIAN			
1			11:15:27.031
2	2:39.589		11:18:06.620
3	2:41.654	+2.065	11:20:48.274
4	2:43.057	+3.468	11:23:31.331
5	2:45.869	+6.280	11:26:17.200
6	2:52.176	+12.587	11:29:09.376
7	2:49.469	+9.880	11:31:58.845
8	2:48.060	+8.471	11:34:46.905
9	2:45.007	+5.418	11:37:31.912
10	2:46.604	+7.015	11:40:18.516

Lap	Lap Tm	Diff	Time of Day
(599) BERNADAUS VILLANUA, ALBA			
1			11:15:32.752
2	2:44.253		11:18:17.005
3	2:45.429	+1.176	11:21:02.434
4	2:47.660	+3.407	11:23:50.094
5	2:47.036	+2.783	11:26:37.130
6	2:52.544	+8.291	11:29:29.674
7	2:49.602	+5.349	11:32:19.276
8	2:48.461	+4.208	11:35:07.737
9	2:50.927	+6.674	11:37:58.664
10	2:55.126	+10.873	11:40:53.790

Lap	Lap Tm	Diff	Time of Day
(87) GRANDIO CODESAL, JOSE MIGUEL			
1			11:15:25.048
2	2:45.250	+3.097	11:18:10.298
3	2:43.887	+1.734	11:20:54.185
4	2:52.102	+9.949	11:23:46.287
5	2:42.153		11:26:28.440
6	2:43.071	+0.918	11:29:11.511
7	3:09.639	+27.486	11:32:21.150
8	2:59.312	+17.159	11:35:20.462
9	2:50.517	+8.364	11:38:10.979
10	2:51.298	+9.145	11:41:02.277

Lap	Lap Tm	Diff	Time of Day
(90) ABELLAN GIL, JOSE MARIA			
1			11:14:59.716
2	2:20.611	+0.509	11:17:20.327
3	2:20.513	+0.411	11:19:40.840
4	2:20.102		11:22:00.942
5	2:20.760	+0.658	11:24:21.702
6	2:20.615	+0.513	11:26:42.317
7	2:21.650	+1.548	11:29:03.967

Jefe de cronometraje

Orbits

Provisional

Los Comisarios Deportivos

El Director de Carrera

El Cronametrador

Definitiva

Hora:

Hora:

Hora:





Cto. Aragón MX, XVIII Villa de Zuera

Clasificado por vueltas

MX Junior

L. Imaz, Zuera 1,700 km

Segunda Manga

20/09/2015 12:15

Carrera (20:00 y 2 Vueltas) iniciado a 12:39:01

Pos.	Nº	Name	V.	Total Tº	Diff.1º	Mejor Tm	Club	Marca	Equipo
MX-Junior									
1	822	GIRONA ROCA, ALBERT	11	24:32.347		2:11.048	Mc. Segre		
2	23	MUÑOZ DE LA PEÑA VICENTE, J	11	26:03.119	1:30.772	2:17.572	Sinesponsor Racing	KAWASAKI	
3	21	PARICIO NAVARRO, PEDRO	11	26:29.126	1:56.779	2:21.581	T.S.R.	HONDA	
4	20	LLORENTE TOVAR, CRISTOBAL	11	26:31.332	1:58.985	2:21.441	Esc. R.T.S.	KTM	
5	11	CASAS AQUILUE, GONZALO	11	26:39.641	2:07.294	2:19.417	Pm. Oscense		
6	8	SAIZ OCHOA, DIEGO	10	24:59.955	1 Vuelta	2:23.543	Mc. Vallemesa	KTM	
7	58	BITRIAN LOPEZ, SAUL	10	25:09.057	1 Vuelta	2:25.576			
8	15	SONSONA CIVERA, ALEJANDRO	10	25:10.700	1 Vuelta	2:21.290	T.S.R.	KAWASAKI	
9	196	GARCIA MARCO, ADRIAN	10	25:59.177	1 Vuelta	2:33.106	Mc. Vallemesa	YAMAHA	
10	90	ABELLAN GIL, JOSE MARIA	10	26:03.784	1 Vuelta	2:25.147	Mc. Vallemesa	KAWASAKI	
11	60	URGEL HERNANDO, AARON	9	25:04.808	2 Vueltas	2:16.019	Mc. Calatayud	YAMAHA	
12	138	ESCARTIN FORADADA, ADRIAN	9	25:34.364	2 Vueltas	2:43.518	Pm. Oscense	KAWASAKI	
13	599	BERNADAUS VILLANUA, ALBA	9	26:04.541	2 Vueltas	2:47.546	Mc. Vallemesa		
14	87	GRANDIO CODESAL, JOSE MIGU	8	25:13.814	3 Vueltas	2:41.903	A. D. Aragon Sport	HONDA	
No clasificado									
NT	7	MENE MANERO, LUIS	5	12:56.261	NT	2:22.159	Tauste Mc.	KTM	
NE	27	HERRANZ SANZ, DIEGO			NE		Independiente		

Márgen de victoria	Velocidad media	Mejor tº de vuelta	Mejor Vel.	Mejor vuelta para
1:30.772	45,723	2:11.048	46,700	822 - GIRONA ROCA, ALBERT

Jefe de cronometraje

Orbits

Provisional

Los Comisarios Deportivos

El Director de Carrera

El Cronametrador

Definitiva

Hora:

Hora:

Hora:



Cto. Aragón MX, XVIII Villa de Zuera

MX Junior

L. Imaz, Zuera 1,700 km

Segunda Manga

20/09/2015 12:15

Carrera (20:00 y 2 Vueltas) iniciado a 12:39:01

Lap	Lap Tm	Diff	Time of Day
(822) GIRONA ROCA, ALBERT			
1			12:41:22.674
2	2:13.399	+2.351	12:43:36.073
3	2:11.048		12:45:47.121
4	2:11.259	+0.211	12:47:58.380
5	2:13.261	+2.213	12:50:11.641
6	2:12.074	+1.026	12:52:23.715
7	2:14.734	+3.686	12:54:38.449
8	2:13.607	+2.559	12:56:52.056
9	2:12.380	+1.332	12:59:04.436
10	2:13.409	+2.361	13:01:17.845
11	2:15.823	+4.775	13:03:33.668

Lap	Lap Tm	Diff	Time of Day
(23) MUÑOZ DE LA PEÑA VICENTE, JUAN			
1			12:41:22.570
2	2:19.237	+1.665	12:43:41.807
3	2:17.840	+0.268	12:45:59.647
4	2:17.572		12:48:17.219
5	2:19.484	+1.912	12:50:36.703
6	2:20.799	+3.227	12:52:57.502
7	2:22.644	+5.072	12:55:20.146
8	2:25.824	+8.252	12:57:45.970
9	2:24.709	+7.137	13:00:10.679
10	2:26.176	+8.604	13:02:36.855
11	2:27.585	+10.013	13:05:04.440

Lap	Lap Tm	Diff	Time of Day
(21) PARICIO NAVARRO, PEDRO			
1			12:41:21.633
2	2:23.796	+2.215	12:43:45.429
3	2:21.591	+0.010	12:46:07.020
4	2:22.790	+1.209	12:48:29.810
5	2:21.581		12:50:51.391
6	2:23.733	+2.152	12:53:15.124
7	2:23.905	+2.324	12:55:39.029
8	2:22.754	+1.173	12:58:01.783
9	2:28.749	+7.168	13:00:30.532
10	2:32.249	+10.668	13:03:02.781
11	2:27.666	+6.085	13:05:30.447

Lap	Lap Tm	Diff	Time of Day
(20) LLORENTE TOVAR, CRISTOBAL			
1			12:41:30.836
2	2:22.516	+1.075	12:43:53.352
3	2:21.441		12:46:14.793
4	2:21.753	+0.312	12:48:36.546
5	2:21.976	+0.535	12:50:58.522
6	2:23.913	+2.472	12:53:22.435
7	2:25.356	+3.915	12:55:47.791
8	2:28.732	+7.291	12:58:16.523
9	2:23.586	+2.145	13:00:40.109
10	2:28.084	+6.643	13:03:08.193
11	2:24.460	+3.019	13:05:32.653

Lap	Lap Tm	Diff	Time of Day
(11) CASAS AQUILUE, GONZALO			
1			12:41:27.126
2	2:21.798	+2.381	12:43:48.924
3	2:19.417		12:46:08.341
4	2:22.909	+3.492	12:48:31.250
5	2:21.839	+2.422	12:50:53.089
6	2:23.689	+4.272	12:53:16.778
7	2:24.329	+4.912	12:55:41.107
8	2:45.392	+25.975	12:58:26.499
9	2:24.453	+5.036	13:00:50.952
10	2:24.242	+4.825	13:03:15.194
11	2:25.768	+6.351	13:05:40.962

Lap	Lap Tm	Diff	Time of Day
(8) SAIZ OCHOA, DIEGO			
1			12:41:44.876
2	2:28.808	+5.265	12:44:13.684
3	2:27.354	+3.811	12:46:41.038
4	2:25.518	+1.975	12:49:06.556
5	2:23.543		12:51:30.099
6	2:27.521	+3.978	12:53:57.620
7	2:28.949	+5.406	12:56:26.569
8	2:30.255	+6.712	12:58:56.824
9	2:32.651	+9.108	13:01:29.475
10	2:31.801	+8.258	13:04:01.276

Lap	Lap Tm	Diff	Time of Day
(58) BITRIAN LOPEZ, SAUL			
1			12:41:43.825
2	2:28.806	+3.230	12:44:12.631
3	2:27.834	+2.258	12:46:40.465
4	2:25.576		12:49:06.041
5	2:25.756	+0.180	12:51:31.797
6	2:30.831	+5.255	12:54:02.628
7	2:32.038	+6.462	12:56:34.666
8	2:30.251	+4.675	12:59:04.917
9	2:32.486	+6.910	13:01:37.403
10	2:32.975	+7.399	13:04:10.378

Lap	Lap Tm	Diff	Time of Day
(15) SONSONA CIVERA, ALEJANDRO			
1			12:41:42.894
2	2:24.731	+3.441	12:44:07.625
3	2:21.290		12:46:28.915
4	2:23.698	+2.408	12:48:52.613
5	2:25.301	+4.011	12:51:17.914
6	2:25.419	+4.129	12:53:43.333
7	2:52.539	+31.249	12:56:35.872
8	2:37.190	+15.900	12:59:13.062
9	2:28.987	+7.697	13:01:42.049
10	2:29.972	+8.682	13:04:12.021

Lap	Lap Tm	Diff	Time of Day
(196) GARCIA MARCO, ADRIAN			
1			12:41:42.233
2	2:40.093	+6.987	12:44:22.326
3	2:34.852	+1.746	12:46:57.178
4	2:33.557	+0.451	12:49:30.735
5	2:34.275	+1.169	12:52:05.010
6	2:35.850	+2.744	12:54:40.860
7	2:33.106		12:57:13.966
8	2:35.305	+2.199	12:59:49.271
9	2:36.700	+3.594	13:02:25.971
10	2:34.527	+1.421	13:05:00.498

Lap	Lap Tm	Diff	Time of Day
(90) ABELLAN GIL, JOSE MARIA			
1			12:41:52.854
2	2:30.754	+5.607	12:44:23.608
3	2:26.973	+1.826	12:46:50.581
4	2:29.031	+3.884	12:49:19.612
5	2:29.290	+4.143	12:51:48.902
6	2:30.416	+5.269	12:54:19.318
7	2:36.427	+11.280	12:56:55.745
8	3:17.294	+52.147	13:00:13.039
9	2:26.919	+1.772	13:02:39.958
10	2:25.147		13:05:05.105

Lap	Lap Tm	Diff	Time of Day
(60) URGEL HERNANDO, AARON			
1			12:41:23.217
2	2:17.193	+1.174	12:43:40.410
3	2:17.898	+1.879	12:45:58.308
4	2:16.019		12:48:14.327
5	2:17.872	+1.853	12:50:32.199

Lap	Lap Tm	Diff	Time of Day
6	2:18.752	+2.733	12:52:50.951
7	6:32.288	+4:16.269	12:59:23.239
8	2:18.579	+2.560	13:01:41.818
9	2:24.311	+8.292	13:04:06.129

Lap	Lap Tm	Diff	Time of Day
(138) ESCARTIN FORADADA, ADRIAN			
1			12:41:59.234
2	2:44.133	+0.615	12:44:43.367
3	2:43.518		12:47:26.885
4	2:46.429	+2.911	12:50:13.314
5	2:48.016	+4.498	12:53:01.330
6	2:55.893	+12.375	12:55:57.223
7	2:47.691	+4.173	12:58:44.914
8	2:59.460	+15.942	13:01:44.374
9	2:51.311	+7.793	13:04:35.685

Lap	Lap Tm	Diff	Time of Day
(599) BERNADAUS VILLANUA, ALBA			
1			12:42:05.303
2	2:52.093	+4.547	12:44:57.396
3	2:47.546		12:47:44.942
4	2:51.446	+3.900	12:50:36.388
5	2:52.996	+5.450	12:53:29.384
6	2:51.432	+3.886	12:56:20.816
7	2:53.009	+5.463	12:59:13.825
8	2:55.530	+7.984	13:02:09.355
9	2:56.507	+8.961	13:05:05.862

Lap	Lap Tm	Diff	Time of Day
(87) GRANDIO CODESAL, JOSE MIGUEL			
1			12:42:06.404
2	2:44.640	+2.737	12:44:51.044
3	2:41.903		12:47:32.947
4	2:43.138	+1.235	12:50:16.085
5	3:20.713	+38.810	12:53:36.798
6	2:47.397	+5.494	12:56:24.195
7	2:50.920	+9.017	12:59:15.115
8	5:00.020	+2:18.117	13:04:15.135

Lap	Lap Tm	Diff	Time of Day
(7) MENE MANERO, LUIS			
1			12:41:29.609
2	2:22.159		12:43:51.768
3	2:30.142	+7.983	12:46:21.910
4	2:37.867	+15.708	12:48:59.777
5	2:57.805	+35.646	12:51:57.582

Jefe de cronometraje

Orbits

Provisional

Los Comisarios Deportivos

El Director de Carrera

El Cronametrador

Definitiva

Hora:

Hora:

Hora:




Cto. Aragón MX, XVIII Villa de Zuera

MX Junior

L. Imaz, Zuera 1,700 km

Final MX Junior



Pos.	Nº	Nombre	T. Punt.	1ªM	2ªM	Club
MX-Junior						
1	822	GIRONA ROCA, ALBERT	50	25	25	Mc. Segre
2	23	MUÑOZ DE LA PEÑA VICENTE, JUAN	44	22	22	Sinesponsor Racing
3	21	PARICIO NAVARRO, PEDRO	38	18	20	T.S.R.
4	8	SAIZ OCHOA, DIEGO	35	20	15	Mc. Vallemesa
5	20	LLORENTE TOVAR, CRISTOBAL	32	14	18	Esc. R.T.S.
6	11	CASAS AQUILUE, GONZALO	32	16	16	Pm. Oscense
7	15	SONSONA CIVERA, ALEJANDRO	28	15	13	T.S.R.
8	58	BITRIAN LOPEZ, SAUL	26	12	14	
9	196	GARCIA MARCO, ADRIAN	23	11	12	Mc. Vallemesa
10	138	ESCARTIN FORADADA, ADRIAN	19	10	9	Pm. Oscense
11	599	BERNADAUS VILLANUA, ALBA	17	9	8	Mc. Vallemesa
12	87	GRANDIO CODESAL, JOSE MIGUEL	15	8	7	A. D. Aragon Sport
13	7	MENE MANERO, LUIS	13	13	0	Tauste Mc.
14	90	ABELLAN GIL, JOSE MARIA	11	0	11	Mc. Vallemesa
15	60	URGEL HERNANDO, AARON	10	0	10	Mc. Calatayud
NT	27	HERRANZ SANZ, DIEGO	0	0	0	Independiente

Jefe de cronometraje

Orbits

Provisional

Los Comisarios Deportivos

El Director de Carrera

El Cronametrador

Definitiva

Hora:

Hora:

Hora:





Cto. Aragón MX, XVIII Villa de Zuera

Clasificado por mejor tiempo de vuelta

MX-65 / MX-85

L. Imaz, Zuera 1,700 km

Entrenos Oficiales

20/09/2015 09:35

Clasificación (15:00 Tiempo) iniciado a 9:40:30

Pos.	N°	Name	Mejor Tm	Diff. 1°	Total T°	EnV.	Club	Marca	Equipo
1	223	TORRIJO SIESO, DIEGO	2:20.906		16:53.233	5	Pm. Oscense		
2	23	SAEZ ZAPATA, FERMIN	2:21.051	0.145	15:09.041	6	Mc. Zuera	KTM	
3	99	ABELLAN GIL, EDGAR	2:22.966	2.060	15:02.342	6	Mc. Vallemesa	KTM	
4	1	MENE MANERO, NICOLAS	2:23.186	2.280	17:20.299	4	Tauste Mc.	KAWASAKI	
5	61	PANZANO FERRER, MARCOS	2:35.765	14.859	16:11.993	6	Pm. Oscense		
6	22	URQUIOLA GOICOECHEA, ASIER	2:36.379	15.473	16:58.561	6	Mc. Zalla	KTM	
7	6	EMBID LATORRE, MANUEL	2:37.097	16.191	16:20.585	5	Esc. A Full	KTM	
8	28	GARCIA LEGUA, IVAN	2:43.576	22.670	17:31.395	4	Mc. Vallemesa	KTM	
9	11	PANZANO FERRER, SAMUEL	2:44.403	23.497	17:17.246	4	Pm. Oscense		

Provisional

Los Comisarios Deportivos

El Director de Carrera

El Cronametrador

Definitiva

Hora:

Hora:

Hora:

Cto. Aragón MX, XVIII Villa de Zuera

MX-65 / MX-85

L. Imaz, Zuera 1,700 km

Entrenos Oficiales

20/09/2015 09:35

Clasificación (15:00 Tiempo) iniciado a 9:40:30

Lap	Lap Tm	Diff	Time of Day
(223) TORRIJO SIESO, DIEGO			
1			9:43:02.982
2	2:21.613	+0.707	9:45:24.595
3	2:29.694	+8.788	9:47:54.289
4	2:21.698	+0.792	9:50:15.987
5	2:20.906		9:52:36.893
6	2:22.132	+1.226	9:54:59.025
7	2:24.398	+3.492	9:57:23.423

Lap	Lap Tm	Diff	Time of Day
(23) SAEZ ZAPATA, FERMIN			
1			9:43:13.262
2	2:21.626	+0.575	9:45:34.888
3	2:31.492	+10.441	9:48:06.380
4	2:21.514	+0.463	9:50:27.894
5	2:50.286	+29.235	9:53:18.180
6	2:21.051		9:55:39.231

Lap	Lap Tm	Diff	Time of Day
(99) ABELLAN GIL, EDGAR			
1			9:43:24.503
2	2:31.239	+8.273	9:45:55.742
3	2:24.233	+1.267	9:48:19.975
4	2:23.698	+0.732	9:50:43.673
5	2:25.893	+2.927	9:53:09.566
6	2:22.966		9:55:32.532

Lap	Lap Tm	Diff	Time of Day
(1) MENE MANERO, NICOLAS			
1			9:43:16.980
2	2:25.586	+2.400	9:45:42.566
3	2:24.470	+1.284	9:48:07.036
4	2:23.186		9:50:30.222
5	2:26.074	+2.888	9:52:56.296
6	2:29.433	+6.247	9:55:25.729
7	2:24.760	+1.574	9:57:50.489

Lap	Lap Tm	Diff	Time of Day
(61) PANZANO FERRER, MARCOS			
1			9:43:40.199
2	2:37.588	+1.823	9:46:17.787
3	2:36.714	+0.949	9:48:54.501
4	2:35.778	+0.013	9:51:30.279
5	2:36.139	+0.374	9:54:06.418
6	2:35.765		9:56:42.183

Lap	Lap Tm	Diff	Time of Day
(22) URQUIOLA GOICOECHEA, ASIER			
1			9:43:37.159
2	2:55.127	+18.748	9:46:32.286
3	2:56.460	+20.081	9:49:28.746
4	2:39.308	+2.929	9:52:08.054
5	2:44.318	+7.939	9:54:52.372
6	2:36.379		9:57:28.751

Lap	Lap Tm	Diff	Time of Day
(6) EMBID LATORRE, MANUEL			
1			9:43:24.240
2	2:45.277	+8.180	9:46:09.517
3	2:43.301	+6.204	9:48:52.818
4	2:43.071	+5.974	9:51:35.889
5	2:37.097		9:54:12.986
6	2:37.789	+0.692	9:56:50.775

Lap	Lap Tm	Diff	Time of Day
(28) GARCIA LEGUA, IVAN			
1			9:43:44.465
2	2:51.457	+7.881	9:46:35.922
3	2:47.951	+4.375	9:49:23.873
4	2:43.576		9:52:07.449
5	3:07.172	+23.596	9:55:14.621
6	2:46.964	+3.388	9:58:01.585

Lap	Lap Tm	Diff	Time of Day
(11) PANZANO FERRER, SAMUEL			
1			9:43:43.077
2	2:51.314	+6.911	9:46:34.391
3	2:47.365	+2.962	9:49:21.756
4	2:44.403		9:52:06.159
5	2:48.273	+3.870	9:54:54.432
6	2:53.004	+8.601	9:57:47.436

Lap	Lap Tm	Diff	Time of Day
-----	--------	------	-------------

Jefe de cronometraje

Orbits

Provisional

Los Comisarios Deportivos

El Director de Carrera

El Cronametrador

Definitiva

Hora:

Hora:

Hora:



Cto. Aragón MX, XVIII Villa de Zuera

Clasificado por vueltas

MX-65 / MX-85

L. Imaz, Zuera 1,700 km

Primera Manga

20/09/2015 10:55

Carrera (15:00 y 2 Vueltas) iniciado a 10:48:06

Pos.	Nº	Name	V.	Total T°	Diff.1°	Mejor Tm	Club	Marca	Equipo
MX-65									
1	6	EMBID LATORRE, MANUEL	8	21:23.201		2:37.067	Esc. A Full	KTM	
2	22	URQUIOLA GOICOECHEA, ASIER	8	21:35.635	12.434	2:36.710	Mc. Zalla	KTM	
3	11	PANZANO FERRER, SAMUEL	8	22:23.295	1:00.094	2:42.496	Pm. Oscense		
4	28	GARCIA LEGUA, IVAN	8	22:35.157	1:11.956	2:44.680	Mc. Vallemesa	KTM	
MX-85									
1	223	TORRIJO SIESO, DIEGO	9	21:05.754		2:18.660	Pm. Oscense		
2	23	SAEZ ZAPATA, FERMIN	9	21:08.355	2.601	2:18.676	Mc. Zuera	KTM	
3	1	MENE MANERO, NICOLAS	9	22:12.244	1:06.490	2:24.006	Tauste Mc.	KAWASAKI	
4	99	ABELLAN GIL, EDGAR	9	22:16.867	1:11.113	2:23.142	Mc. Vallemesa	KTM	
5	61	PANZANO FERRER, MARCOS	9	23:30.906	2:25.152	2:33.981	Pm. Oscense		
6	999	FERRANDIS TORMOS, AITOR	3	7:01.748	6 Vueltas	2:18.360	Mc VDB	YAMAHA	

Márgen de victoria	Velocidad media	Mejor t° de vuelta	Mejor Vel.	Mejor vuelta para
2.601	43,516	2:18.360	44,232	999 - FERRANDIS TORMOS, AITO

Jefe de cronometraje

Orbits

Provisional

Los Comisarios Deportivos

El Director de Carrera

El Cronametrador

Definitiva

Hora:

Hora:

Hora:





Cto. Aragón MX, XVIII Villa de Zuera

MX-65 / MX-85

L. Imaz, Zuera 1,700 km

Primera Manga

20/09/2015 10:55

Carrera (15:00 y 2 Vueltas) iniciado a 10:48:06

Lap	Lap Tm	Diff	Time of Day
(223) TORRIJO SIESO, DIEGO			
1			10:50:29.616
2	2:18.660		10:52:48.276
3	2:20.081	+1.421	10:55:08.357
4	2:19.749	+1.089	10:57:28.106
5	2:20.833	+2.173	10:59:48.939
6	2:21.391	+2.731	11:02:10.330
7	2:19.047	+0.387	11:04:29.377
8	2:19.590	+0.930	11:06:48.967
9	2:22.944	+4.284	11:09:11.911

Lap	Lap Tm	Diff	Time of Day
(23) SAEZ ZAPATA, FERMIN			
1			10:50:31.729
2	2:18.676		10:52:50.405
3	2:19.934	+1.258	10:55:10.339
4	2:21.067	+2.391	10:57:31.406
5	2:21.018	+2.342	10:59:52.424
6	2:20.811	+2.135	11:02:13.235
7	2:18.927	+0.251	11:04:32.162
8	2:21.845	+3.169	11:06:54.007
9	2:20.505	+1.829	11:09:14.512

Lap	Lap Tm	Diff	Time of Day
(1) MENE MANERO, NICOLAS			
1			10:50:37.001
2	2:24.055	+0.049	10:53:01.056
3	2:36.284	+12.278	10:55:37.340
4	2:25.552	+1.546	10:58:02.892
5	2:24.006		11:00:26.898
6	2:24.902	+0.896	11:02:51.800
7	2:28.626	+4.620	11:05:20.426
8	2:29.250	+5.244	11:07:49.676
9	2:28.725	+4.719	11:10:18.401

Lap	Lap Tm	Diff	Time of Day
(99) ABELLAN GIL, EDGAR			
1			10:50:35.926
2	2:38.578	+15.436	10:53:14.504
3	2:23.880	+0.738	10:55:38.384
4	2:25.378	+2.236	10:58:03.762
5	2:23.860	+0.718	11:00:27.622
6	2:44.846	+21.704	11:03:12.468
7	2:23.142		11:05:35.610
8	2:23.483	+0.341	11:07:59.093
9	2:23.931	+0.789	11:10:23.024

Lap	Lap Tm	Diff	Time of Day
(61) PANZANO FERRER, MARCOS			
1			10:50:52.284
2	2:35.216	+1.235	10:53:27.500
3	2:35.019	+1.038	10:56:02.519
4	2:36.928	+2.947	10:58:39.447
5	2:35.847	+1.866	11:01:15.294
6	2:36.566	+2.585	11:03:51.860
7	2:36.377	+2.396	11:06:28.237
8	2:33.981		11:09:02.218
9	2:34.845	+0.864	11:11:37.063

Lap	Lap Tm	Diff	Time of Day
(6) EMBID LATORRE, MANUEL			
1			10:50:51.175
2	2:41.676	+4.609	10:53:32.851
3	2:39.182	+2.115	10:56:12.033
4	2:39.361	+2.294	10:58:51.394
5	2:38.887	+1.820	11:01:30.281
6	2:42.606	+5.539	11:04:12.887
7	2:37.067		11:06:49.954
8	2:39.404	+2.337	11:09:29.358

Lap	Lap Tm	Diff	Time of Day
(22) URQUIOLA GOICOECHEA, ASIER			
1			10:50:54.886
2	2:40.283	+3.573	10:53:35.169
3	2:38.161	+1.451	10:56:13.330
4	2:39.180	+2.470	10:58:52.510
5	2:52.581	+15.871	11:01:45.091
6	2:36.710		11:04:21.801
7	2:39.440	+2.730	11:07:01.241
8	2:40.551	+3.841	11:09:41.792

Lap	Lap Tm	Diff	Time of Day
(11) PANZANO FERRER, SAMUEL			
1			10:50:58.484
2	2:43.946	+1.450	10:53:42.430
3	2:43.352	+0.856	10:56:25.782
4	2:42.496		10:59:08.278
5	2:51.635	+9.139	11:01:59.913
6	2:55.651	+13.155	11:04:55.564
7	2:45.057	+2.561	11:07:40.621
8	2:48.831	+6.335	11:10:29.452

Lap	Lap Tm	Diff	Time of Day
(28) GARCIA LEGUA, IVAN			
1			10:51:03.645
2	2:47.043	+2.363	10:53:50.688
3	2:59.551	+14.871	10:56:50.239
4	2:44.680		10:59:34.919
5	2:46.039	+1.359	11:02:20.958
6	2:46.092	+1.412	11:05:07.050
7	2:46.230	+1.550	11:07:53.280
8	2:48.034	+3.354	11:10:41.314

Lap	Lap Tm	Diff	Time of Day
(999) FERRANDIS TORMOS, AITOR			
1			10:50:26.741
2	2:18.360		10:52:45.101
3	2:22.804	+4.444	10:55:07.905

Jefe de cronometraje

Orbits

Provisional

Los Comisarios Deportivos

El Director de Carrera

El Cronametrador

Definitiva

Hora:

Hora:

Hora:





Cto. Aragón MX, XVIII Villa de Zuera

Clasificado por vueltas

MX-65 / MX-85

L. Imaz, Zuera 1,700 km

Segunda Manga

20/09/2015 11:55

Carrera (15:00 y 2 Vueltas) iniciado a 12:11:47

Pos.	Nº	Name	V.	Total T°	Diff.1°	Mejor Tm	Club	Marca	Equipo
MX-65									
1	22	URQUIOLA GOICOECHEA, ASIER	8	21:23.622		2:37.057	Mc. Zalla	KTM	
2	6	EMBID LATORRE, MANUEL	8	22:02.194	38.572	2:37.270	Esc. A Full	KTM	
3	11	PANZANO FERRER, SAMUEL	8	22:47.180	1:23.558	2:47.808	Pm. Oscense		
4	28	GARCIA LEGUA, IVAN	4	22:36.681	4 Vueltas	3:10.785	Mc. Vallemesa	KTM	
MX-85									
1	999	FERRANDIS TORMOS, AITOR	9	21:03.771		2:18.831	Mc VDB	YAMAHA	
2	223	TORRIJO SIESO, DIEGO	9	21:40.497	36.726	2:21.246	Pm. Oscense		
3	23	SAEZ ZAPATA, FERMIN	9	22:16.755	1:12.984	2:23.192	Mc. Zuera	KTM	
4	99	ABELLAN GIL, EDGAR	9	22:23.544	1:19.773	2:24.878	Mc. Vallemesa	KTM	
5	1	MENE MANERO, NICOLAS	9	22:27.624	1:23.853	2:25.621	Tauste Mc.	KAWASAKI	
6	61	PANZANO FERRER, MARCOS	8	21:08.624	1 Vuelta	2:35.449	Pm. Oscense		

Márgen de victoria	Velocidad media	Mejor t° de vuelta	Mejor Vel.	Mejor vuelta para
36.726	43,584	2:18.831	44,082	999 - FERRANDIS TORMOS, AITO

Jefe de cronometraje			Orbits
<input type="checkbox"/> Provisional	Los Comisarios Deportivos	El Director de Carrera	El Cronametrador
<input type="checkbox"/> Definitiva	Hora:	Hora:	Hora:





Cto. Aragón MX, XVIII Villa de Zuera

MX-65 / MX-85

L. Imaz, Zuera 1,700 km

Segunda Manga

20/09/2015 11:55

Carrera (15:00 y 2 Vueltas) iniciado a 12:11:47

Lap	Lap Tm	Diff	Time of Day
(999) FERRANDIS TORMOS, AITOR			
1			12:14:09.094
2	2:19.450	+0.619	12:16:28.544
3	2:18.831		12:18:47.375
4	2:20.116	+1.285	12:21:07.491
5	2:19.376	+0.545	12:23:26.867
6	2:20.328	+1.497	12:25:47.195
7	2:20.697	+1.866	12:28:07.892
8	2:20.680	+1.849	12:30:28.572
9	2:22.890	+4.059	12:32:51.462

Lap	Lap Tm	Diff	Time of Day
(223) TORRIJO SIESO, DIEGO			
1			12:14:14.330
2	2:21.937	+0.691	12:16:36.267
3	2:21.246		12:18:57.513
4	2:22.476	+1.230	12:21:19.989
5	2:23.711	+2.465	12:23:43.700
6	2:24.180	+2.934	12:26:07.880
7	2:25.262	+4.016	12:28:33.142
8	2:25.677	+4.431	12:30:58.819
9	2:29.369	+8.123	12:33:28.188

Lap	Lap Tm	Diff	Time of Day
(23) SAEZ ZAPATA, FERMIN			
1			12:14:16.934
2	2:23.192		12:16:40.126
3	2:25.993	+2.801	12:19:06.119
4	2:38.368	+15.176	12:21:44.487
5	2:27.021	+3.829	12:24:11.508
6	2:27.573	+4.381	12:26:39.081
7	2:28.425	+5.233	12:29:07.506
8	2:28.238	+5.046	12:31:35.744
9	2:28.702	+5.510	12:34:04.446

Lap	Lap Tm	Diff	Time of Day
(99) ABELLAN GIL, EDGAR			
1			12:14:34.154
2	2:30.635	+5.757	12:17:04.789
3	2:26.926	+2.048	12:19:31.715
4	2:29.099	+4.221	12:22:00.814
5	2:27.062	+2.184	12:24:27.876
6	2:24.936	+0.058	12:26:52.812
7	2:24.878		12:29:17.690
8	2:26.157	+1.279	12:31:43.847
9	2:27.388	+2.510	12:34:11.235

Lap	Lap Tm	Diff	Time of Day
(1) MENE MANERO, NICOLAS			
1			12:14:22.649
2	2:29.824	+4.203	12:16:52.473
3	2:30.243	+4.622	12:19:22.716
4	2:32.413	+6.792	12:21:55.129
5	2:29.175	+3.554	12:24:24.304
6	2:29.611	+3.990	12:26:53.915
7	2:25.621		12:29:19.536
8	2:28.215	+2.594	12:31:47.751
9	2:27.564	+1.943	12:34:15.315

Lap	Lap Tm	Diff	Time of Day
(61) PANZANO FERRER, MARCOS			
1			12:14:37.965
2	2:36.806	+1.357	12:17:14.771
3	2:36.671	+1.222	12:19:51.442
4	2:36.120	+0.671	12:22:27.562
5	2:35.527	+0.078	12:25:03.089
6	2:35.449		12:27:38.538
7	2:37.740	+2.291	12:30:16.278
8	2:40.037	+4.588	12:32:56.315

Lap	Lap Tm	Diff	Time of Day
(22) URQUIOLA GOICOECHEA, ASIER			
1			12:14:31.595
2	2:42.124	+5.067	12:17:13.719
3	2:43.291	+6.234	12:19:57.010
4	2:41.304	+4.247	12:22:38.314
5	2:38.815	+1.758	12:25:17.129
6	2:37.252	+0.195	12:27:54.381
7	2:37.057		12:30:31.438
8	2:39.875	+2.818	12:33:11.313

Lap	Lap Tm	Diff	Time of Day
(6) EMBID LATORRE, MANUEL			
1			12:14:32.266
2	2:37.270		12:17:09.536
3	2:38.561	+1.291	12:19:48.097
4	2:40.686	+3.416	12:22:28.783
5	2:40.951	+3.681	12:25:09.734
6	2:39.734	+2.464	12:27:49.468
7	3:15.042	+37.772	12:31:04.510
8	2:45.375	+8.105	12:33:49.885

Lap	Lap Tm	Diff	Time of Day
(11) PANZANO FERRER, SAMUEL			
1			12:14:40.685
2	3:01.019	+13.211	12:17:41.704
3	2:47.967	+0.159	12:20:29.671
4	2:47.808		12:23:17.479
5	2:48.025	+0.217	12:26:05.504
6	2:48.370	+0.562	12:28:53.874
7	2:52.722	+4.914	12:31:46.596
8	2:48.275	+0.467	12:34:34.871

Lap	Lap Tm	Diff	Time of Day
(28) GARCIA LEGUA, IVAN			
1			12:15:09.269
2	3:10.785		12:18:20.054
3	12:47.653	+9:36.868	12:31:07.707
4	3:16.665	+5.880	12:34:24.372

Jefe de cronometraje

Orbits

Provisional

Los Comisarios Deportivos

El Director de Carrera

El Cronametrador

Definitiva

Hora:

Hora:

Hora:





Cto. Aragón MX, XVIII Villa de Zuera

MX-65 / MX-85

L. Imaz, Zuera 1,700 km

Final MX-65 / MX-85



Pos.	Nº	Nombre	T. Punt.	1ªM	2ªM	Club
MX-65						
1	22	URQUIOLA GOICOECHEA, ASIER	47	22	25	Mc. Zalla
2	6	EMBED LATORRE, MANUEL	47	25	22	Esc. A Full
3	11	PANZANO FERRER, SAMUEL	40	20	20	Pm. Oscense
4	28	GARCIA LEGUA, IVAN	36	18	18	Mc. Vallemesa
MX-85						
1	223	TORRIJO SIESO, DIEGO	47	25	22	Pm. Oscense
2	23	SAEZ ZAPATA, FERMIN	42	22	20	Mc. Zuera
3	999	FERRANDIS TORMOS, AITOR	40	15	25	Mc VDB
4	1	MENE MANERO, NICOLAS	36	20	16	Tauste Mc.
5	99	ABELLAN GIL, EDGAR	36	18	18	Mc. Vallemesa
6	61	PANZANO FERRER, MARCOS	31	16	15	Pm. Oscense

Jefe de cronometraje

Orbits

Provisional

Los Comisarios Deportivos

El Director de Carrera

El Cronametrador

Definitiva

Hora:

Hora:

Hora:

