

# CAMPEONATO ARAGÓN MOTOCROSS



Camp. Aragón MX, Memorial Gaibar-Mir

Clasificado por mejor tiempo de vuelta

MX1

Motorland - MX 0,000 km

Entrenos Oficiales

14/12/2014 10:45

Clasificación (15:00 Tiempo) iniciado a 10:47:38

Pos.	N°	Nombre	Mejor Tm	Dif. 1°	Total T°	En V.	Clase	Club
1	51	CASTRO ORTEGA, SERGIO	1:33.313		15:38.178	10	MX-1	Mc. Segre
2	33	TELLO SALAS, RAUL	1:37.691	4.378	15:44.423	10	MX-1	Esc. R.T.S.
3	98	VALERA RODRIGUEZ, SERGIO	1:37.768	4.455	15:29.077	5	MX-1	Mc. Zuera
4	2	BELLIDO PARDO, FERNANDO	1:38.377	5.064	15:35.559	7	MX-1	Tauste Mc.
5	39	LOPEZ MARTIN, YOEL	1:39.965	6.652	15:47.655	9	MX-1	Mc. Zuera
6	7	FERNANDEZ GARCIA, CESAR	1:42.243	8.930	16:06.244	4	MX-1	Esc. A Full
7	104	ROMAN ROMAN, HECTOR	1:42.571	9.258	16:16.629	9	MX-1	C.M. Epila
8	80	MAROTO ROYO, MIGUEL ANGEL	1:42.927	9.614	16:13.826	6	MX-1	A. D. Aragon Sport
9	3	ARGUILE MARTINEZ, AUGUSTO	1:43.916	10.603	15:03.125	4	MX-1	Esc. A Full
10	10	JIMENEZ JIMENEZ, DAVID	1:44.265	10.952	15:56.809	6	MX-1	Mc. La Aldea
11	55	DOMINGO PEREZ, MARCOS	1:49.590	16.277	15:24.418	9	MX-1	Mc. Zuera

Jefe de cronometraje

Orbits

Provisional

Los Comisarios Deportivos

El Director de Carrera

El Cronametrador

Definitiva

Hora:

Hora:

Hora:



## Camp. Aragón MX, Memorial Gaibar-Mir

MX1

Motorland - MX 0,000 km

Entrenos Oficiales

14/12/2014 10:45

Clasificación (15:00 Tiempo) iniciado a 10:47:38

Lap	Lap Tm	Diff	Time of Day
<b>(51) CASTRO ORTEGA, SERGIO</b>			
1			10:47:39.917
2	<b>1:46.618</b>	+13.305	10:49:26.535
3	<b>1:38.081</b>	+4.768	10:51:04.616
4	<b>1:34.281</b>	+0.968	10:52:38.897
5	<b>1:48.418</b>	+15.105	10:54:27.315
6	<b>1:33.947</b>	+0.634	10:56:01.262
7	<b>2:09.436</b>	+36.123	10:58:10.698
8	<b>1:34.260</b>	+0.947	10:59:44.958
9	<b>1:58.474</b>	+25.161	11:01:43.432
10	<b>1:33.313</b>		11:03:16.745

Lap	Lap Tm	Diff	Time of Day
<b>(33) TELLO SALAS, RAUL</b>			
1			10:47:41.636
2	<b>1:49.395</b>	+11.704	10:49:31.031
3	<b>1:38.837</b>	+1.146	10:51:09.868
4	<b>1:40.581</b>	+2.890	10:52:50.449
5	<b>1:39.385</b>	+1.694	10:54:29.834
6	<b>1:37.709</b>	+0.018	10:56:07.543
7	<b>1:52.036</b>	+14.345	10:57:59.579
8	<b>1:37.898</b>	+0.207	10:59:37.477
9	<b>2:07.822</b>	+30.131	11:01:45.299
10	<b>1:37.691</b>		11:03:22.990

Lap	Lap Tm	Diff	Time of Day
<b>(98) VALERA RODRIGUEZ, SERGIO</b>			
1			10:47:40.567
2	<b>1:48.275</b>	+10.507	10:49:28.842
3	<b>1:40.818</b>	+3.050	10:51:09.660
4	<b>1:54.267</b>	+16.499	10:53:03.927
5	<b>1:37.768</b>		10:54:41.695
6	<b>1:40.071</b>	+2.303	10:56:21.766
7	<b>1:38.473</b>	+0.705	10:58:00.239
8	<b>1:47.394</b>	+9.626	10:59:47.633
9	<b>1:38.194</b>	+0.426	11:01:25.827
10	<b>1:41.817</b>	+4.049	11:03:07.644

Lap	Lap Tm	Diff	Time of Day
<b>(2) BELLIDO PARDO, FERNANDO</b>			
1			10:47:44.547
2	<b>1:54.791</b>	+16.414	10:49:39.338
3	<b>1:44.035</b>	+5.658	10:51:23.373
4	<b>1:41.694</b>	+3.317	10:53:05.067
5	<b>1:40.223</b>	+1.846	10:54:45.290
6	<b>1:39.345</b>	+0.968	10:56:24.635
7	<b>1:38.377</b>		10:58:03.012
8	<b>1:39.998</b>	+1.621	10:59:43.010
9	<b>1:39.468</b>	+1.091	11:01:22.478
10	<b>1:51.648</b>	+13.271	11:03:14.126

Lap	Lap Tm	Diff	Time of Day
<b>(39) LOPEZ MARTIN, YOEL</b>			
1			10:47:40.093
2	<b>1:47.861</b>	+7.896	10:49:27.954
3	<b>1:41.292</b>	+1.327	10:51:09.246
4	<b>1:47.588</b>	+7.623	10:52:56.834
5	<b>1:40.327</b>	+0.362	10:54:37.161
6	<b>2:17.311</b>	+37.346	10:56:54.472
7	<b>1:41.043</b>	+1.078	10:58:35.515
8	<b>3:10.742</b>	+1:30.777	11:01:46.257
9	<b>1:39.965</b>		11:03:26.222

Lap	Lap Tm	Diff	Time of Day
<b>(7) FERNANDEZ GARCIA, CESAR</b>			
1			10:47:58.727
2	<b>1:48.241</b>	+5.998	10:49:46.968
3	<b>1:45.742</b>	+3.499	10:51:32.710
4	<b>1:42.243</b>		10:53:14.953
5	<b>1:43.641</b>	+1.398	10:54:58.594

Lap	Lap Tm	Diff	Time of Day
6	<b>1:44.442</b>	+2.199	10:56:43.036
7	<b>1:44.443</b>	+2.200	10:58:27.479
8	<b>1:45.205</b>	+2.962	11:00:12.684
9	<b>1:46.480</b>	+4.237	11:01:59.164
10	<b>1:45.647</b>	+3.404	11:03:44.811

Lap	Lap Tm	Diff	Time of Day
<b>(104) ROMAN ROMAN, HECTOR</b>			
1			10:47:51.752
2	<b>1:48.876</b>	+6.305	10:49:40.628
3	<b>1:43.609</b>	+1.038	10:51:24.237
4	<b>2:25.356</b>	+42.785	10:53:49.593
5	<b>1:45.304</b>	+2.733	10:55:34.897
6	<b>1:45.126</b>	+2.555	10:57:20.023
7	<b>1:45.863</b>	+3.292	10:59:05.886
8	<b>3:06.739</b>	+1:24.168	11:02:12.625
9	<b>1:42.571</b>		11:03:55.196

Lap	Lap Tm	Diff	Time of Day
<b>(80) MAROTO ROYO, MIGUEL ANGEL</b>			
1			10:47:45.783
2	<b>1:57.547</b>	+14.620	10:49:43.330
3	<b>1:43.625</b>	+0.698	10:51:26.955
4	<b>1:43.202</b>	+0.275	10:53:10.157
5	<b>3:35.210</b>	+1:52.283	10:56:45.367
6	<b>1:42.927</b>		10:58:28.294
7	<b>1:45.534</b>	+2.607	11:00:13.828
8	<b>1:43.908</b>	+0.981	11:01:57.736
9	<b>1:54.657</b>	+11.730	11:03:52.393

Lap	Lap Tm	Diff	Time of Day
<b>(3) ARGUILE MARTINEZ, AUGUSTO</b>			
1			10:47:41.881
2	<b>1:55.313</b>	+11.397	10:49:37.194
3	<b>1:52.116</b>	+8.200	10:51:29.310
4	<b>1:43.916</b>		10:53:13.226
5	<b>2:00.984</b>	+17.068	10:55:14.210
6	<b>1:44.185</b>	+0.269	10:56:58.395
7	<b>2:05.652</b>	+21.736	10:59:04.047
8	<b>1:53.371</b>	+9.455	11:00:57.418
9	<b>1:44.274</b>	+0.358	11:02:41.692

Lap	Lap Tm	Diff	Time of Day
<b>(10) JIMENEZ JIMENEZ, DAVID</b>			
1			10:47:46.582
2	<b>1:58.651</b>	+14.386	10:49:45.233
3	<b>1:53.778</b>	+9.513	10:51:39.011
4	<b>1:49.931</b>	+5.666	10:53:28.942
5	<b>2:04.781</b>	+20.516	10:55:33.723
6	<b>1:44.265</b>		10:57:17.988
7	<b>2:03.397</b>	+19.132	10:59:21.385
8	<b>1:46.556</b>	+2.291	11:01:07.941
9	<b>2:27.435</b>	+43.170	11:03:35.376

Lap	Lap Tm	Diff	Time of Day
<b>(55) DOMINGO PEREZ, MARCOS</b>			
1			10:47:45.241
2	<b>1:56.940</b>	+7.350	10:49:42.181
3	<b>1:56.178</b>	+6.588	10:51:38.359
4	<b>1:54.720</b>	+5.130	10:53:33.079
5	<b>1:52.192</b>	+2.602	10:55:25.271
6	<b>1:51.627</b>	+2.037	10:57:16.898
7	<b>1:51.906</b>	+2.316	10:59:08.804
8	<b>2:04.591</b>	+15.001	11:01:13.395
9	<b>1:49.590</b>		11:03:02.985

Jefe de cronometraje

Orbits

Provisional

Los Comisarios Deportivos

El Director de Carrera

El Cronametrador

Definitiva

Hora:

Hora:

Hora:

## Camp. Aragón MX, Memorial Gaibar-Mir

Clasificado por vueltas

MX1

Motorland - MX 0,000 km

Primera Manga

14/12/2014 12:40

Carrera (20:00 y 2 Vueltas) iniciado a 12:49:14

Pos.	Nº	Nombre	Vts.	Total Tº	Dif.1º	Mejor Tm	Club
1	51	CASTRO ORTEGA, SERGIO	15	24:24.332		1:35.757	Mc. Segre
2	98	VALERA RODRIGUEZ, SERGIO	15	25:24.008	59.676	1:37.510	Mc. Zuera
3	33	TELLO SALAS, RAUL	15	25:25.846	1:01.514	1:40.340	Esc. R.T.S.
4	2	BELLIDO PARDO, FERNANDO	15	25:58.655	1:34.323	1:41.356	Tauste Mc.
5	80	MAROTO ROYO, MIGUEL ANGEL	14	24:43.957	1 Vuelta	1:43.177	A. D. Aragon Sport
6	39	LOPEZ MARTIN, YOEL	14	24:47.493	1 Vuelta	1:42.079	Mc. Zuera
7	7	FERNANDEZ GARCIA, CESAR	14	25:02.300	1 Vuelta	1:43.177	Esc. A Full
8	10	JIMENEZ JIMENEZ, DAVID	14	25:18.048	1 Vuelta	1:45.593	Mc. La Aldea
9	3	ARGUILE MARTINEZ, AUGUSTO	14	25:19.435	1 Vuelta	1:45.868	Esc. A Full
10	104	ROMAN ROMAN, HECTOR	14	25:22.532	1 Vuelta	1:44.799	C.M. Epila
11	55	DOMINGO PEREZ, MARCOS	13	24:49.697	2 Vueltas	1:52.260	Mc. Zuera

Márgen de victoria

Velocidad media

Mejor tº de vuelta

Mejor Vel.

Mejor vuelta para

59.676

-

1:35.757

-

51 - CASTRO ORTEGA, SERGIO

Jefe de cronometraje

Orbits

Provisional

Los Comisarios Deportivos

El Director de Carrera

El Cronametrador

Definitiva

Hora:

Hora:

Hora:

## Camp. Aragón MX, Memorial Gaibar-Mir

MX1

Motorland - MX 0,000 km

Primera Manga

14/12/2014 12:40

Carrera (20:00 y 2 Vueltas) iniciado a 12:49:14

Lap	Lap Tm	Diff	Time of Day
<b>(51) CASTRO ORTEGA, SERGIO</b>			
1	<b>1:35.757</b>		12:50:54.397
2	1:36.344	+0.587	12:52:30.741
3	1:36.180	+0.423	12:54:06.921
4	1:36.309	+0.552	12:55:43.230
5	1:36.727	+0.970	12:57:19.957
6	1:36.433	+0.676	12:58:56.390
7	1:37.864	+2.107	13:00:34.254
8	1:37.033	+1.276	13:02:11.287
9	1:37.890	+2.133	13:03:49.177
10	1:39.244	+3.487	13:05:28.421
11	1:38.754	+2.997	13:07:07.175
12	1:37.766	+2.009	13:08:44.941
13	1:40.440	+4.683	13:10:25.381
14	1:36.697	+0.940	13:12:02.078
15	1:36.565	+0.808	13:13:38.643

Lap	Lap Tm	Diff	Time of Day
<b>(98) VALERA RODRIGUEZ, SERGIO</b>			
1	<b>1:37.510</b>		12:50:56.580
2	1:38.615	+1.105	12:52:35.195
3	1:39.074	+1.564	12:54:14.269
4	1:40.656	+3.146	12:55:54.925
5	1:40.317	+2.807	12:57:35.242
6	1:41.160	+3.650	12:59:16.402
7	1:42.375	+4.865	13:00:58.777
8	1:41.945	+4.435	13:02:40.722
9	1:42.235	+4.725	13:04:22.957
10	1:42.158	+4.648	13:06:05.115
11	1:42.679	+5.169	13:07:47.794
12	1:43.230	+5.720	13:09:31.024
13	1:43.398	+5.888	13:11:14.422
14	1:42.500	+4.990	13:12:56.922
15	1:41.397	+3.887	13:14:38.319

Lap	Lap Tm	Diff	Time of Day
<b>(33) TELLO SALAS, RAUL</b>			
1	<b>1:40.340</b>		12:50:59.475
2	1:40.562	+0.222	12:52:40.037
3	1:40.577	+0.237	12:54:20.614
4	1:41.249	+0.909	12:56:01.863
5	1:40.879	+0.539	12:57:42.742
6	1:41.316	+0.976	12:59:24.058
7	1:42.077	+1.737	13:01:06.135
8	1:41.885	+1.545	13:02:48.020
9	1:41.640	+1.300	13:04:29.660
10	1:41.598	+1.258	13:06:11.258
11	1:40.890	+0.550	13:07:52.148
12	1:42.096	+1.756	13:09:34.244
13	1:42.479	+2.139	13:11:16.723
14	1:41.176	+0.836	13:12:57.899
15	1:42.258	+1.918	13:14:40.157

Lap	Lap Tm	Diff	Time of Day
<b>(2) BELLIDO PARDO, FERNANDO</b>			
1	<b>1:41.356</b>		12:51:00.597
2	1:42.128	+0.772	12:52:42.725
3	1:41.673	+0.317	12:54:24.398
4	1:42.123	+0.767	12:56:06.521
5	1:42.314	+0.958	12:57:48.835
6	1:43.327	+1.971	12:59:32.162
7	1:44.028	+2.672	13:01:16.190
8	1:42.692	+1.336	13:02:58.882
9	1:43.033	+1.677	13:04:41.915
10	1:44.281	+2.925	13:06:26.196
11	1:43.924	+2.568	13:08:10.120
12	1:44.916	+3.560	13:09:55.036
13	1:45.265	+3.909	13:11:40.301

Lap	Lap Tm	Diff	Time of Day
14	1:44.731	+3.375	13:13:25.032
15	1:47.934	+6.578	13:15:12.966
<b>(80) MAROTO ROYO, MIGUEL ANGEL</b>			
1	<b>1:46.860</b>	+3.683	12:51:06.319
2	<b>1:43.177</b>		12:52:49.496
3	1:43.850	+0.673	12:54:33.346
4	1:47.015	+3.838	12:56:20.361
5	1:45.115	+1.938	12:58:05.476
6	1:45.594	+2.417	12:59:51.070
7	1:45.850	+2.673	13:01:36.920
8	1:45.593	+2.416	13:03:22.513
9	1:45.956	+2.779	13:05:08.469
10	1:45.896	+2.719	13:06:54.365
11	1:46.058	+2.881	13:08:40.423
12	1:45.854	+2.677	13:10:26.277
13	1:46.722	+3.545	13:12:12.999
14	1:45.269	+2.092	13:13:58.268

Lap	Lap Tm	Diff	Time of Day
<b>(39) LOPEZ MARTIN, YOEL</b>			
1	<b>1:42.079</b>		12:51:01.682
2	1:43.037	+0.958	12:52:44.719
3	1:43.946	+1.867	12:54:28.665
4	1:43.927	+1.848	12:56:12.592
5	1:43.918	+1.839	12:57:56.510
6	1:47.350	+5.271	12:59:43.860
7	1:45.989	+3.910	13:01:29.849
8	1:47.518	+5.439	13:03:17.367
9	1:46.870	+4.791	13:05:04.237
10	1:46.186	+4.107	13:06:50.423
11	1:46.498	+4.419	13:08:36.921
12	1:47.124	+5.045	13:10:24.045
13	1:48.463	+6.384	13:12:12.508
14	1:49.296	+7.217	13:14:01.804

Lap	Lap Tm	Diff	Time of Day
<b>(7) FERNANDEZ GARCIA, CESAR</b>			
1	<b>1:46.374</b>	+3.197	12:51:05.624
2	1:45.018	+1.841	12:52:50.642
3	<b>1:43.177</b>		12:54:33.819
4	1:45.590	+2.413	12:56:19.409
5	1:44.280	+1.103	12:58:03.689
6	1:43.474	+0.297	12:59:47.163
7	1:43.575	+0.398	13:01:30.738
8	1:47.214	+4.037	13:03:17.952
9	1:44.628	+1.451	13:05:02.580
10	1:44.409	+1.232	13:06:46.989
11	1:44.933	+1.756	13:08:31.922
12	2:06.652	+23.475	13:10:38.574
13	1:46.267	+3.090	13:12:24.841
14	1:51.770	+8.593	13:14:16.611

Lap	Lap Tm	Diff	Time of Day
<b>(10) JIMENEZ JIMENEZ, DAVID</b>			
1	<b>1:48.972</b>	+3.379	12:51:08.405
2	1:47.348	+1.755	12:52:55.753
3	1:47.236	+1.643	12:54:42.989
4	1:46.197	+0.604	12:56:29.186
5	1:45.664	+0.071	12:58:14.850
6	1:45.595	+0.002	13:00:00.445
7	<b>1:45.593</b>		13:01:46.038
8	1:46.737	+1.144	13:03:32.775
9	1:49.316	+3.723	13:05:22.091
10	1:50.053	+4.460	13:07:12.144
11	1:47.887	+2.294	13:09:00.031
12	1:49.940	+4.347	13:10:49.971
13	1:52.458	+6.865	13:12:42.429
14	1:49.930	+4.337	13:14:32.359

Lap	Lap Tm	Diff	Time of Day
<b>(3) ARGUILLE MARTINEZ, AUGUSTO</b>			
1	<b>1:47.597</b>	+1.729	12:51:07.163
2	1:47.139	+1.271	12:52:54.302
3	1:48.122	+2.254	12:54:42.424
4	1:50.145	+4.277	12:56:32.569
5	1:48.756	+2.888	12:58:21.325
6	1:48.224	+2.356	13:00:09.549
7	1:48.329	+2.461	13:01:57.878
8	1:48.298	+2.430	13:03:46.176
9	1:49.182	+3.314	13:05:35.358
10	1:47.046	+1.178	13:07:22.404
11	1:48.985	+3.117	13:09:11.389
12	1:48.697	+2.829	13:11:00.086
13	1:47.792	+1.924	13:12:47.878
14	<b>1:45.868</b>		13:14:33.746

Lap	Lap Tm	Diff	Time of Day
<b>(104) ROMAN ROMAN, HECTOR</b>			
1	<b>1:49.133</b>	+4.334	12:51:08.950
2	1:46.088	+1.289	12:52:55.038
3	<b>1:44.799</b>		12:54:39.837
4	1:46.497	+1.698	12:56:26.334
5	1:48.060	+3.261	12:58:14.394
6	1:47.754	+2.955	13:00:02.148
7	1:48.555	+3.756	13:01:50.703
8	1:47.724	+2.925	13:03:38.427
9	1:48.740	+3.941	13:05:27.167
10	1:50.472	+5.673	13:07:17.639
11	1:48.239	+3.440	13:09:05.878
12	1:51.170	+6.371	13:10:57.048
13	1:50.266	+5.467	13:12:47.314
14	1:49.529	+4.730	13:14:36.843

Lap	Lap Tm	Diff	Time of Day
<b>(55) DOMINGO PEREZ, MARCOS</b>			
1	<b>1:52.393</b>	+0.133	12:51:12.206
2	1:52.346	+0.086	12:53:04.552
3	1:52.287	+0.027	12:54:56.839
4	1:53.807	+1.547	12:56:50.646
5	1:55.663	+3.403	12:58:46.309
6	1:52.639	+0.379	13:00:38.948
7	<b>1:52.260</b>		13:02:31.208
8	1:56.596	+4.336	13:04:27.804
9	1:55.554	+3.294	13:06:23.358
10	1:56.476	+4.216	13:08:19.834
11	1:55.216	+2.956	13:10:15.050
12	1:53.791	+1.531	13:12:08.841
13	1:55.167	+2.907	13:14:04.008

Jefe de cronometraje

Orbits

Provisional

Los Comisarios Deportivos

El Director de Carrera

El Cronametrador

Definitiva

Hora:

Hora:

Hora:

# CAMPEONATO ARAGÓN MOTOCROSS



Camp. Aragón MX, Memorial Gaibar-Mir

Clasificado por vueltas

MX1

Motorland - MX 0,000 km

Segunda Manga

14/12/2014 14:45

Carrera (20:00 y 2 Vueltas) iniciado a 14:57:32

Pos.	Nº	Nombre	Vts.	Total Tº	Dif.1º	Mejor Tm	Club
1	51	CASTRO ORTEGA, SERGIO	15	24:41.287		1:35.920	Mc. Segre
2	98	VALERA RODRIGUEZ, SERGIO	15	25:59.651	1:18.364	1:39.236	Mc. Zuera
3	33	TELLO SALAS, RAUL	15	26:14.291	1:33.004	1:42.644	Esc. R.T.S.
4	2	BELLIDO PARDO, FERNANDO	15	26:20.024	1:38.737	1:43.130	Tauste Mc.
5	39	LOPEZ MARTIN, YOEL	15	26:23.736	1:42.449	1:43.857	Mc. Zuera
6	7	FERNANDEZ GARCIA, CESAR	14	25:06.187	1 Vuelta	1:44.577	Esc. A Full
7	80	MAROTO ROYO, MIGUEL ANGEL	14	25:17.043	1 Vuelta	1:45.997	A. D. Aragon Sport
8	3	ARGUILE MARTINEZ, AUGUSTO	14	25:43.195	1 Vuelta	1:46.397	Esc. A Full
9	104	ROMAN ROMAN, HECTOR	14	25:44.728	1 Vuelta	1:44.330	C.M. Epila
10	25	LLUCH LIARTE, JUAN CARLOS	14	26:23.527	1 Vuelta	1:48.805	Mc. Zuera
11	55	DOMINGO PEREZ, MARCOS	13	24:53.682	2 Vueltas	1:52.875	Mc. Zuera
12	10	JIMENEZ JIMENEZ, DAVID	13	25:32.454	2 Vueltas	1:48.572	Mc. La Aldea
13	54	CORTELL DEBUENO, JOSE RAFAEL	12	26:10.703	3 Vueltas	2:04.397	Mc. Zuera

Márgen de victoria

Velocidad media

Mejor tº de vuelta

Mejor Vel.

Mejor vuelta para

1:18.364

-

1:35.920

-

51 - CASTRO ORTEGA, SERGIO

Jefe de cronometraje

Orbits

Provisional

Los Comisarios Deportivos

El Director de Carrera

El Cronametrador

Definitiva

Hora:

Hora:

Hora:





## Camp. Aragón MX, Memorial Gaibar-Mir

MX1

Motorland - MX 0,000 km

Segunda Manga

14/12/2014 14:45

Carrera (20:00 y 2 Vueltas) iniciado a 14:57:32

Lap	Lap Tm	Diff	Time of Day
<b>(51) CASTRO ORTEGA, SERGIO</b>			
1	<b>1:35.920</b>		14:59:12.729
2	<b>1:36.662</b>	+0.742	15:00:49.391
3	<b>1:37.080</b>	+1.160	15:02:26.471
4	<b>1:37.242</b>	+1.322	15:04:03.713
5	<b>1:37.914</b>	+1.994	15:05:41.627
6	<b>1:38.330</b>	+2.410	15:07:19.957
7	<b>1:38.672</b>	+2.752	15:08:58.629
8	<b>1:39.082</b>	+3.162	15:10:37.711
9	<b>1:39.885</b>	+3.965	15:12:17.596
10	<b>1:40.373</b>	+4.453	15:13:57.969
11	<b>1:39.830</b>	+3.910	15:15:37.799
12	<b>1:39.076</b>	+3.156	15:17:16.875
13	<b>1:39.729</b>	+3.809	15:18:56.604
14	<b>1:37.899</b>	+1.979	15:20:34.503
15	<b>1:39.259</b>	+3.339	15:22:13.762

Lap	Lap Tm	Diff	Time of Day
<b>(98) VALERA RODRIGUEZ, SERGIO</b>			
1	<b>1:39.236</b>		14:59:16.243
2	<b>1:41.426</b>	+2.190	15:00:57.669
3	<b>1:43.695</b>	+4.459	15:02:41.364
4	<b>1:44.372</b>	+5.136	15:04:25.736
5	<b>1:45.043</b>	+5.807	15:06:10.779
6	<b>1:44.965</b>	+5.729	15:07:55.744
7	<b>1:44.426</b>	+5.190	15:09:40.170
8	<b>1:43.222</b>	+3.986	15:11:23.392
9	<b>1:43.116</b>	+3.880	15:13:06.508
10	<b>1:43.847</b>	+4.611	15:14:50.355
11	<b>1:45.177</b>	+5.941	15:16:35.532
12	<b>1:43.170</b>	+3.934	15:18:18.702
13	<b>1:43.131</b>	+3.895	15:20:01.833
14	<b>1:44.169</b>	+4.933	15:21:46.002
15	<b>1:46.124</b>	+6.888	15:23:32.126

Lap	Lap Tm	Diff	Time of Day
<b>(33) TELLO SALAS, RAUL</b>			
1	<b>1:46.628</b>	+3.984	14:59:24.123
2	<b>1:46.476</b>	+3.832	15:01:10.599
3	<b>1:45.509</b>	+2.865	15:02:56.108
4	<b>1:44.531</b>	+1.887	15:04:40.639
5	<b>1:42.697</b>	+0.053	15:06:23.336
6	<b>1:43.818</b>	+1.174	15:08:07.154
7	<b>1:43.096</b>	+0.452	15:09:50.250
8	<b>1:42.644</b>		15:11:32.894
9	<b>1:43.316</b>	+0.672	15:13:16.210
10	<b>1:43.322</b>	+0.678	15:14:59.532
11	<b>1:43.721</b>	+1.077	15:16:43.253
12	<b>1:43.546</b>	+0.902	15:18:26.799
13	<b>1:44.510</b>	+1.866	15:20:11.309
14	<b>1:44.912</b>	+2.268	15:21:56.221
15	<b>1:50.545</b>	+7.901	15:23:46.766

Lap	Lap Tm	Diff	Time of Day
<b>(2) BELLIDO PARDO, FERNANDO</b>			
1	<b>1:44.740</b>	+1.610	14:59:22.126
2	<b>1:45.421</b>	+2.291	15:01:07.547
3	<b>1:43.130</b>		15:02:50.677
4	<b>1:43.874</b>	+0.744	15:04:34.551
5	<b>1:44.316</b>	+1.186	15:06:18.867
6	<b>1:44.739</b>	+1.609	15:08:03.606
7	<b>1:45.129</b>	+1.999	15:09:48.735
8	<b>1:44.105</b>	+0.975	15:11:32.840
9	<b>1:47.348</b>	+4.218	15:13:20.188
10	<b>1:45.516</b>	+2.386	15:15:05.704
11	<b>1:47.154</b>	+4.024	15:16:52.858
12	<b>1:45.655</b>	+2.525	15:18:38.513
13	<b>1:45.860</b>	+2.730	15:20:24.373

Lap	Lap Tm	Diff	Time of Day
14	<b>1:44.286</b>	+1.156	15:22:08.659
15	<b>1:43.840</b>	+0.710	15:23:52.499
<b>(39) LOPEZ MARTIN, YOEL</b>			
1	<b>1:47.263</b>	+3.406	14:59:24.888
2	<b>1:45.339</b>	+1.482	15:01:10.227
3	<b>1:43.996</b>	+0.139	15:02:54.223
4	<b>1:43.857</b>		15:04:38.080
5	<b>1:45.033</b>	+1.176	15:06:23.113
6	<b>1:44.510</b>	+0.653	15:08:07.623
7	<b>1:44.062</b>	+0.205	15:09:51.685
8	<b>1:44.368</b>	+0.511	15:11:36.053
9	<b>1:45.115</b>	+1.258	15:13:21.168
10	<b>1:44.974</b>	+1.117	15:15:06.142
11	<b>1:44.633</b>	+0.776	15:16:50.775
12	<b>1:46.145</b>	+2.288	15:18:36.920
13	<b>1:47.054</b>	+3.197	15:20:23.974
14	<b>1:45.970</b>	+2.113	15:22:09.944
15	<b>1:46.267</b>	+2.410	15:23:56.211

Lap	Lap Tm	Diff	Time of Day
<b>(7) FERNANDEZ GARCIA, CESAR</b>			
1	<b>1:48.369</b>	+3.792	14:59:25.912
2	<b>1:46.037</b>	+1.460	15:01:11.949
3	<b>1:46.381</b>	+1.804	15:02:58.330
4	<b>1:44.577</b>		15:04:42.907
5	<b>1:45.467</b>	+0.890	15:06:28.374
6	<b>1:46.309</b>	+1.732	15:08:14.683
7	<b>1:45.966</b>	+1.389	15:10:00.649
8	<b>1:47.111</b>	+2.534	15:11:47.760
9	<b>1:47.934</b>	+3.357	15:13:35.694
10	<b>1:45.738</b>	+1.161	15:15:21.432
11	<b>1:47.942</b>	+3.365	15:17:09.374
12	<b>1:48.141</b>	+3.564	15:18:57.515
13	<b>1:49.756</b>	+5.179	15:20:47.271
14	<b>1:51.391</b>	+6.814	15:22:38.662

Lap	Lap Tm	Diff	Time of Day
<b>(80) MAROTO ROYO, MIGUEL ANGEL</b>			
1	<b>1:48.757</b>	+2.760	14:59:26.270
2	<b>1:47.921</b>	+1.924	15:01:14.191
3	<b>1:48.149</b>	+2.152	15:03:02.340
4	<b>1:47.280</b>	+1.283	15:04:49.620
5	<b>1:46.452</b>	+0.455	15:06:36.072
6	<b>1:45.997</b>		15:08:22.069
7	<b>1:46.734</b>	+0.737	15:10:08.803
8	<b>1:47.363</b>	+1.366	15:11:56.166
9	<b>1:46.591</b>	+0.594	15:13:42.757
10	<b>1:47.992</b>	+1.995	15:15:30.749
11	<b>1:49.087</b>	+3.090	15:17:19.836
12	<b>1:48.995</b>	+2.998	15:19:08.831
13	<b>1:49.671</b>	+3.674	15:20:58.502
14	<b>1:51.016</b>	+5.019	15:22:49.518

Lap	Lap Tm	Diff	Time of Day
<b>(3) ARGUILLE MARTINEZ, AUGUSTO</b>			
1	<b>1:46.397</b>		14:59:23.775
2	<b>1:47.234</b>	+0.837	15:01:11.009
3	<b>2:02.471</b>	+16.074	15:03:13.480
4	<b>1:49.033</b>	+2.636	15:05:02.513
5	<b>1:48.146</b>	+1.749	15:06:50.659
6	<b>1:48.444</b>	+2.047	15:08:39.103
7	<b>1:48.958</b>	+2.561	15:10:28.061
8	<b>1:48.126</b>	+1.729	15:12:16.187
9	<b>1:49.048</b>	+2.651	15:14:05.235
10	<b>1:49.689</b>	+3.292	15:15:54.924
11	<b>1:49.737</b>	+3.340	15:17:44.661
12	<b>1:50.226</b>	+3.829	15:19:34.887
13	<b>1:49.543</b>	+3.146	15:21:24.430

Lap	Lap Tm	Diff	Time of Day
14	<b>1:51.240</b>	+4.843	15:23:15.670
<b>(104) ROMAN ROMAN, HECTOR</b>			
1	<b>1:44.330</b>		14:59:21.436
2	<b>1:46.376</b>	+2.046	15:01:07.812
3	<b>1:48.101</b>	+3.771	15:02:55.913
4	<b>1:48.791</b>	+4.461	15:04:44.704
5	<b>1:49.805</b>	+5.475	15:06:34.509
6	<b>1:51.015</b>	+6.685	15:08:25.524
7	<b>1:49.265</b>	+4.935	15:10:14.789
8	<b>1:49.246</b>	+4.916	15:12:04.035
9	<b>1:48.978</b>	+4.648	15:13:53.013
10	<b>1:50.377</b>	+6.047	15:15:43.390
11	<b>1:48.732</b>	+4.402	15:17:32.122
12	<b>1:49.693</b>	+5.363	15:19:21.815
13	<b>2:03.009</b>	+18.679	15:21:24.824
14	<b>1:52.379</b>	+8.049	15:23:17.203

Lap	Lap Tm	Diff	Time of Day
<b>(25) LLUCH LIARTE, JUAN CARLOS</b>			
1	<b>1:52.709</b>	+3.904	14:59:30.576
2	<b>1:48.805</b>		15:01:19.381
3	<b>1:58.063</b>	+9.258	15:03:17.444
4	<b>1:59.301</b>	+10.496	15:05:16.745
5	<b>1:49.752</b>	+0.947	15:07:06.497
6	<b>1:50.169</b>	+1.364	15:08:56.666
7	<b>1:52.814</b>	+4.009	15:10:49.480
8	<b>1:50.903</b>	+2.098	15:12:40.383
9	<b>1:52.857</b>	+4.052	15:14:33.240
10	<b>1:51.963</b>	+3.158	15:16:25.203
11	<b>1:51.879</b>	+3.074	15:18:17.082
12	<b>1:54.046</b>	+5.241	15:20:11.128
13	<b>1:51.330</b>	+2.525	15:22:02.458
14	<b>1:53.544</b>	+4.739	15:23:56.002

Lap	Lap Tm	Diff	Time of Day
<b>(55) DOMINGO PEREZ, MARCOS</b>			
1	<b>1:54.331</b>	+1.456	14:59:32.349
2	<b>1:55.093</b>	+2.218	15:01:27.442
3	<b>1:56.027</b>	+3.152	15:03:23.469
4	<b>1:54.217</b>	+1.342	15:05:17.686
5	<b>1:53.659</b>	+0.784	15:07:11.345
6	<b>1:54.803</b>	+1.928	15:09:06.148
7	<b>1:53.833</b>	+0.958	15:10:59.981
8	<b>1:53.369</b>	+0.494	15:12:53.350
9	<b>1:52.875</b>		15:14:46.225
10	<b>1:55.355</b>	+2.480	15:16:41.580
11	<b>1:55.564</b>	+2.689	15:18:37.144
12	<b>1:54.927</b>	+2.052	15:20:32.071
13	<b>1:54.086</b>	+1.211	15:22:26.157

Lap	Lap Tm	Diff	Time of Day
<b>(10) JIMENEZ JIMENEZ, DAVID</b>			
1	<b>1:51.870</b>	+3.298	14:59:29.299
2	<b>1:49.214</b>	+0.642	15:01:18.513
3	<b>1:49.409</b>	+0.837	15:03:07.922
4	<b>1:49.178</b>	+0.606	15:04:57.100
5	<b>1:50.565</b>	+1.993	15:06:47.665
6	<b>1:49.927</b>	+1.355	15:08:37.592
7	<b>1:49.186</b>	+0.614	15:10:26.778
8	<b>1:48.572</b>		15:12:15.350
9	<b>1:51.109</b>	+2.537	15:14:06.459
10	<b>2:32.581</b>	+44.009	15:16:39.040
11	<b>2:24.999</b>	+36.427	15:19:04.039
12	<b>2:00.157</b>	+11.585	15:21:04.196
13	<b>2:00.733</b>	+12.161	15:

## Camp. Aragón MX, Memorial Gaibar-Mir

MX1

Motorland - MX 0,000 km

Segunda Manga

14/12/2014 14:45

Carrera (20:00 y 2 Vueltas) iniciado a 14:57:32

Lap	Lap Tm	Diff	Time of Day
2	2:06.141	+1.744	15:01:48.431
3	2:06.711	+2.314	15:03:55.142
4	2:06.432	+2.035	15:06:01.574
5	2:13.945	+9.548	15:08:15.519
6	2:08.602	+4.205	15:10:24.121
7	2:13.468	+9.071	15:12:37.589
8	2:12.433	+8.036	15:14:50.022
9	2:14.053	+9.656	15:17:04.075
10	2:14.370	+9.973	15:19:18.445
11	2:11.849	+7.452	15:21:30.294
12	2:12.884	+8.487	15:23:43.178

Lap	Lap Tm	Diff	Time of Day
-----	--------	------	-------------

Lap	Lap Tm	Diff	Time of Day
-----	--------	------	-------------

Jefe de cronometraje

Orbits

Provisional

Los Comisarios Deportivos

El Director de Carrera

El Cronametrador

Definitiva

Hora:

Hora:

Hora:

# CAMPEONATO ARAGÓN MOTOCROSS




## Camp. Aragón MX, Memorial Gaibar-Mir

MX1

Motorland - MX 0,000 km

Final MX-1



Pos.	Nº	Nombre	T. Punt.	1ªM	2ªM	Club
1	51	CASTRO ORTEGA, SERGIO	50	25	25	Mc. Segre
2	98	VALERA RODRIGUEZ, SERGIO	44	22	22	Mc. Zuera
3	33	TELLO SALAS, RAUL	40	20	20	Esc. R.T.S.
4	2	BELLIDO PARDO, FERNANDO	36	18	18	Tauste Mc.
5	39	LOPEZ MARTIN, YOEL	31	15	16	Mc. Zuera
6	80	MAROTO ROYO, MIGUEL ANGEL	30	16	14	A. D. Aragon Sport
7	7	FERNANDEZ GARCIA, CESAR	29	14	15	Esc. A Full
8	3	ARGUILE MARTINEZ, AUGUSTO	25	12	13	Esc. A Full
9	10	JIMENEZ JIMENEZ, DAVID	23	13	10	Mc. La Aldea
10	104	ROMAN ROMAN, HECTOR	23	11	12	C.M. Epila
11	55	DOMINGO PEREZ, MARCOS	21	10	11	Mc. Zuera

Jefe de cronometraje

Orbits

Provisional

Los Comisarios Deportivos

El Director de Carrera

El Cronametrador

Definitiva

Hora:

Hora:

Hora:





# CAMPEONATO ARAGÓN MOTOCROSS



Camp. Aragón MX, Memorial Gaibar-Mir

Clasificado por mejor tiempo de vuelta

MX2 / MXS18

Motorland - MX 0,000 km

Entrenos Oficiales

14/12/2014 09:50

Clasificación (15:00 Tiempo) iniciado a 9:50:03

Pos.	N°	Nombre	Mejor Tm	Dif. 1°	Total T°	En V.	Clase	Club
1	22	GIRONA ROCA, ALBERT	1:35.926		15:28.800	9	MX-Sub 18	Mc. Segre
2	5	ISCLA GRANDVALLET, ALEX	1:37.351	1.425	16:19.118	8	MX-Sub 18	Mc. Pirineu
3	112	GARCIA MIRA, CARLOS	1:38.004	2.078	16:32.000	10	MX-2	Banyeres 4x4
4	722	GARCIA CAÑAS, MICHEL	1:39.044	3.118	15:33.949	7	MX-2	Mc. Segre
5	277	SANTIN DE ARTIGA, ALEX	1:39.324	3.398	15:03.474	9	MX-Sub 18	
6	25	FONTANALS BENAVENT, MARC	1:39.352	3.426	16:26.458	8	MX-Sub 18	Mc Cubelles
7	224	ARMENGOL OLIVA, JORGE	1:40.297	4.371	15:35.426	8	MX-2	Mc. Bajo Aragón
8	279	FERRER ENRIQUEZ, BIEL	1:40.743	4.817	16:16.831	9	MX-2	Mc Sitges
9	276	ROSELL ROMERO, JOAN DAVID	1:41.333	5.407	15:36.939	8	MX-Sub 18	MC 3 Turons
10	23	MUÑOZ DE LA PEÑA VICENTE, JUAN	1:41.334	5.408	16:21.369	8	MX-Sub 18	Sinesponsor Racing
11	115	DIAZ ROVIRA, RAYCO	1:41.362	5.436	16:14.331	3	MX-2	Mc. Bajo Aragón
12	119	CANALS GAYETE, ALEIX	1:42.926	7.000	15:58.425	7	MX-Sub 18	Mc. Segre
13	26	ESPONA SANCHEZ, GONZALO	1:43.249	7.323	15:13.051	7	MX-2	Mc. Polea SX
14	99	UTERGA RODRIGO, JULEN	1:44.671	8.745	15:23.262	7	MX-2	Mc. Navarra
15	8	SAIZ OCHOA, DIEGO	1:44.789	8.863	15:30.325	6	MX-Sub 18	C.M. Epila
16	226	SEGU ROSA, XAVIER	1:45.010	9.084	15:35.763	7	MX-2	Mc. Segre
17	60	URGEL HERNANDO, AARON	1:45.541	9.615	16:37.045	6	MX-Sub 18	Ricla Mc.
18	57	MUNERA LORIENTE, SERGIO	1:47.458	11.532	15:20.348	7	MX-2	Pm. Oscense
19	15	SONSONA CIVERA, ALEJANDRO	1:47.691	11.765	16:51.772	4	MX-2	T.S.R.
20	7	MENE MANERO, LUIS	1:48.857	12.931	11:37.878	7	MX-Sub 18	Tauste Mc.
21	30	TOLON PEREZ, MARCO	1:49.163	13.237	15:35.008	4	MX-2	Mc. Fuentes
22	21	PARICIO NAVARRO, PEDRO	1:50.456	14.530	4:03.016	3	MX-Sub 18	T.S.R.
23	45	ISCLA MALLOFRE, DAVID	1:50.809	14.883	15:25.315	5	MX-2	Independiente
24	20	LLORENTE TOVAR, CRISTOBAL	1:53.260	17.334	16:00.021	6	MX-Sub 18	Esc. R.T.S.
25	196	GARCIA MARCO, ADRIAN	1:59.507	23.581	13:22.140	5	MX-Sub 18	C.M. Epila
26	113	CALERO CHICHARRO, AIDA	2:00.742	24.816	17:04.763	7	MX-Sub 18	Mc. Segre
27	96	SERRANO GOTOR, ALEJANDRO			13:16.027	0	MX-2	Mc. Calatayud
28	85	MASCARILLA GUIU, GUILLEM				0	MX-Sub 18	Mc. Segre

Jefe de cronometraje

Orbits

Provisional

Los Comisarios Deportivos

El Director de Carrera

El Cronametrador

Definitiva

Hora:

Hora:

Hora:



## Camp. Aragón MX, Memorial Gaibar-Mir

MX2 / MXS18

Motorland - MX 0,000 km

Entrenos Oficiales

14/12/2014 09:50

Clasificación (15:00 Tiempo) iniciado a 9:50:03

Lap	Lap Tm	Diff	Time of Day
(22) GIRONA ROCA, ALBERT			
1			9:50:12.756
2	<b>2:09.752</b>	+33.826	9:52:22.508
3	<b>2:46.824</b>	+1:10.898	9:55:09.332
4	<b>1:39.300</b>	+3.374	9:56:48.632
5	<b>1:37.929</b>	+2.003	9:58:26.561
6	<b>2:01.669</b>	+25.743	10:00:28.230
7	<b>1:36.842</b>	+0.916	10:02:05.072
8	<b>1:51.229</b>	+15.303	10:03:56.301
9	<b>1:35.926</b>		10:05:32.227

Lap	Lap Tm	Diff	Time of Day
(5) ISCLA GRANDVALLET, ALEX			
1			9:50:11.296
2	<b>1:55.493</b>	+18.142	9:52:06.789
3	<b>1:47.432</b>	+10.081	9:53:54.221
4	<b>1:39.744</b>	+2.393	9:55:33.965
5	<b>1:53.548</b>	+16.197	9:57:27.513
6	<b>1:38.804</b>	+1.453	9:59:06.317
7	<b>1:38.707</b>	+1.356	10:00:45.024
8	<b>1:37.351</b>		10:02:22.375
9	<b>1:37.885</b>	+0.534	10:04:00.260
10	<b>2:22.285</b>	+44.934	10:06:22.545

Lap	Lap Tm	Diff	Time of Day
(112) GARCIA MIRA, CARLOS			
1			9:50:11.236
2	<b>1:49.024</b>	+11.020	9:52:00.260
3	<b>1:40.084</b>	+2.080	9:53:40.344
4	<b>1:39.198</b>	+1.194	9:55:19.542
5	<b>2:09.518</b>	+31.514	9:57:29.060
6	<b>1:40.710</b>	+2.706	9:59:09.770
7	<b>1:55.873</b>	+17.869	10:01:05.643
8	<b>1:39.603</b>	+1.599	10:02:45.246
9	<b>2:12.177</b>	+34.173	10:04:57.423
10	<b>1:38.004</b>		10:06:35.427

Lap	Lap Tm	Diff	Time of Day
(722) GARCIA CAÑAS, MICHEL			
1			9:50:24.469
2	<b>2:32.452</b>	+53.408	9:52:56.921
3	<b>1:43.814</b>	+4.770	9:54:40.735
4	<b>2:29.074</b>	+50.030	9:57:09.809
5	<b>1:40.528</b>	+1.484	9:58:50.337
6	<b>2:45.119</b>	+1:06.075	10:01:35.456
7	<b>1:39.044</b>		10:03:14.500
8	<b>2:22.876</b>	+43.832	10:05:37.376

Lap	Lap Tm	Diff	Time of Day
(277) SANTIN DE ARTIGA, ALEX			
1			9:50:09.514
2	<b>1:54.738</b>	+15.414	9:52:04.252
3	<b>1:46.043</b>	+6.719	9:53:50.295
4	<b>1:43.097</b>	+3.773	9:55:33.392
5	<b>1:42.245</b>	+2.921	9:57:15.637
6	<b>2:42.442</b>	+1:03.118	9:59:58.079
7	<b>1:39.537</b>	+0.213	10:01:37.616
8	<b>1:49.961</b>	+10.637	10:03:27.577
9	<b>1:39.324</b>		10:05:06.901

Lap	Lap Tm	Diff	Time of Day
(25) FONTANALS BENAVENT, MARC			
1			9:50:13.711
2	<b>1:57.653</b>	+18.301	9:52:11.364
3	<b>1:51.082</b>	+11.730	9:54:02.446
4	<b>1:41.684</b>	+2.332	9:55:44.130
5	<b>1:54.712</b>	+15.360	9:57:38.842
6	<b>1:41.728</b>	+2.376	9:59:20.570
7	<b>1:54.385</b>	+15.033	10:01:14.955
8	<b>1:39.352</b>		10:02:54.307

Lap	Lap Tm	Diff	Time of Day
9	<b>1:55.930</b>	+16.578	10:04:50.237
10	<b>1:39.648</b>	+0.296	10:06:29.885

Lap	Lap Tm	Diff	Time of Day
(224) ARMENGOL OLIVA, JORGE			
1			9:50:21.027
2	<b>2:05.063</b>	+24.766	9:52:26.090
3	<b>1:45.767</b>	+5.470	9:54:11.857
4	<b>1:45.381</b>	+5.084	9:55:57.238
5	<b>1:41.946</b>	+1.649	9:57:39.184
6	<b>1:42.208</b>	+1.911	9:59:21.392
7	<b>2:41.639</b>	+1:01.342	10:02:03.031
8	<b>1:40.297</b>		10:03:43.328
9	<b>1:55.525</b>	+15.228	10:05:38.853

Lap	Lap Tm	Diff	Time of Day
(279) FERRER ENRIQUEZ, BIEL			
1			9:50:14.530
2	<b>1:50.397</b>	+9.654	9:52:04.927
3	<b>1:45.935</b>	+5.192	9:53:50.862
4	<b>1:49.442</b>	+8.699	9:55:40.304
5	<b>1:41.517</b>	+0.774	9:57:21.821
6	<b>1:55.594</b>	+14.851	9:59:17.415
7	<b>1:43.816</b>	+3.073	10:01:01.231
8	<b>1:42.236</b>	+1.493	10:02:43.467
9	<b>1:40.743</b>		10:04:24.210
10	<b>1:56.048</b>	+15.305	10:06:20.258

Lap	Lap Tm	Diff	Time of Day
(276) ROSELL ROMERO, JOAN DAVID			
1			9:50:09.061
2	<b>1:48.346</b>	+7.013	9:51:57.407
3	<b>1:45.968</b>	+4.635	9:53:43.375
4	<b>1:43.846</b>	+2.513	9:55:27.221
5	<b>1:43.753</b>	+2.420	9:57:10.974
6	<b>1:42.604</b>	+1.271	9:58:53.578
7	<b>1:41.365</b>	+0.032	10:00:34.943
8	<b>1:41.333</b>		10:02:16.276
9	<b>1:42.106</b>	+0.773	10:03:58.382
10	<b>1:41.984</b>	+0.651	10:05:40.366

Lap	Lap Tm	Diff	Time of Day
(23) MUÑOZ DE LA PEÑA VICENTE, JUAN			
1			9:50:10.707
2	<b>2:04.046</b>	+22.712	9:52:14.753
3	<b>1:43.275</b>	+1.941	9:53:58.028
4	<b>1:43.372</b>	+2.038	9:55:41.400
5	<b>1:43.659</b>	+2.325	9:57:25.059
6	<b>1:55.020</b>	+13.686	9:59:20.079
7	<b>1:43.270</b>	+1.936	10:01:03.349
8	<b>1:41.334</b>		10:02:44.683
9	<b>1:58.533</b>	+17.199	10:04:43.216
10	<b>1:41.580</b>	+0.246	10:06:24.796

Lap	Lap Tm	Diff	Time of Day
(115) DIAZ ROVIRA, RAYCO			
1			9:51:38.021
2	<b>1:58.438</b>	+17.076	9:53:36.459
3	<b>1:41.362</b>		9:55:17.821
4	<b>2:43.477</b>	+1:02.115	9:58:01.298
5	<b>1:42.593</b>	+1.231	9:59:43.891
6	<b>1:42.685</b>	+1.323	10:01:26.576
7	<b>3:02.562</b>	+1:21.200	10:04:29.138
8	<b>1:48.620</b>	+7.258	10:06:17.758

Lap	Lap Tm	Diff	Time of Day
(119) CANALS GAYETE, ALEX			
1			9:50:16.231
2	<b>2:07.943</b>	+25.017	9:52:24.174
3	<b>2:34.514</b>	+51.588	9:54:58.688
4	<b>1:51.250</b>	+8.324	9:56:49.938
5	<b>1:43.615</b>	+0.689	9:58:33.553

Lap	Lap Tm	Diff	Time of Day
6	<b>2:04.183</b>	+21.257	10:00:37.736
7	<b>1:42.926</b>		10:02:20.662
8	<b>1:58.106</b>	+15.180	10:04:18.768
9	<b>1:43.084</b>	+0.158	10:06:01.852

Lap	Lap Tm	Diff	Time of Day
(26) ESPONA SANCHEZ, GONZALO			
1			9:52:42.610
2	<b>1:55.545</b>	+12.296	9:54:38.155
3	<b>1:51.983</b>	+8.734	9:56:30.138
4	<b>1:49.211</b>	+5.962	9:58:19.349
5	<b>1:45.582</b>	+2.333	10:00:04.931
6	<b>1:44.739</b>	+1.490	10:01:49.670
7	<b>1:43.249</b>		10:03:32.919
8	<b>1:43.559</b>	+0.310	10:05:16.478

Lap	Lap Tm	Diff	Time of Day
(99) UTERGA RODRIGO, JULEN			
1			9:52:13.064
2	<b>1:58.228</b>	+13.557	9:54:11.292
3	<b>1:48.487</b>	+3.816	9:55:59.779
4	<b>1:46.522</b>	+1.851	9:57:46.301
5	<b>1:46.819</b>	+2.148	9:59:33.120
6	<b>2:22.168</b>	+37.497	10:01:55.288
7	<b>1:44.671</b>		10:03:39.959
8	<b>1:46.730</b>	+2.059	10:05:26.689

Lap	Lap Tm	Diff	Time of Day
(8) SAIZ OCHOA, DIEGO			
1			9:52:55.352
2	<b>1:54.638</b>	+9.849	9:54:49.990
3	<b>1:49.303</b>	+4.514	9:56:39.293
4	<b>1:46.755</b>	+1.966	9:58:26.048
5	<b>1:49.073</b>	+4.284	10:00:15.121
6	<b>1:44.789</b>		10:01:59.910
7	<b>1:46.622</b>	+1.833	10:03:46.532
8	<b>1:47.220</b>	+2.431	10:05:33.752

Lap	Lap Tm	Diff	Time of Day
(226) SEGU ROSA, XAVIER			
1			9:50:19.423
2	<b>1:54.178</b>	+9.168	9:52:13.601
3	<b>1:52.320</b>	+7.310	9:54:05.921
4	<b>1:50.613</b>	+5.603	9:55:56.534
5	<b>1:46.076</b>	+1.066	9:57:42.610
6	<b>1:58.417</b>	+13.407	9:59:41.027
7	<b>1:45.010</b>		10:01:26.037
8	<b>2:27.597</b>	+42.587	10:03:53.634
9	<b>1:45.556</b>	+0.546	10:05:39.190

Lap	Lap Tm	Diff	Time of Day
(60) URGEL HERNANDO, AARON			
1			9:50:09.494
2	<b>1:59.898</b>	+14.357	9:52:09.392
3	<b>1:47.697</b>	+2.156	9:53:57.089
4	<b>1:45.974</b>	+0.433	9:55:43.063
5	<b>2:01.916</b>	+16.375	9:57:44.979
6	<b>1:45.541</b>		9:59:30.520
7	<b>1:48.048</b>	+2.507	10:01:18.568
8	<b>1:46.750</b>	+1.209	10:03:05.318
9	<b>1:45.588</b>	+0.047	10:04:50.906
10	<b>1:49.566</b>	+4.025	10:06:40.472

Lap	Lap Tm	Diff	Time of Day
(57) MUNERA LORIENTE, SERGIO			
1			9:50:30.286
2	<b>2:05.705</b>	+18.247	9:52:35.991
3	<b>1:53.388</b>	+5.930	9:54:29.379
4	<b>1:52.787</b>	+5.329	9:56:22.166
5	<b>1:48.236</b>	+0.778	9:58:10.402
6	<b>1:50.884</b>	+3.426	10:00:01.286
7	<b>1:47.458</b>		10:01:48.744

Jefe de cronometraje

Orbits

## Camp. Aragón MX, Memorial Gaibar-Mir

MX2 / MXS18

Motorland - MX 0,000 km

Entrenos Oficiales

14/12/2014 09:50

Clasificación (15:00 Tiempo) iniciado a 9:50:03

Lap	Lap Tm	Diff	Time of Day
8	1:47.532	+0.074	10:03:36.276
9	1:47.499	+0.041	10:05:23.775

(15) SONSONA CIVERA, ALEJANDRO

Lap	Lap Tm	Diff	Time of Day
1			9:50:14.719
2	1:55.543	+7.852	9:52:10.262
3	1:50.323	+2.632	9:54:00.585
4	1:47.691		9:55:48.276
5	1:49.870	+2.179	9:57:38.146
6	1:49.819	+2.128	9:59:27.965
7	1:52.318	+4.627	10:01:20.283
8	1:50.246	+2.555	10:03:10.529
9	1:51.158	+3.467	10:05:01.687
10	1:53.512	+5.821	10:06:55.199

(7) MENE MANERO, LUIS

Lap	Lap Tm	Diff	Time of Day
1			9:50:15.640
2	2:00.050	+11.193	9:52:15.690
3	1:56.961	+8.104	9:54:12.651
4	1:53.772	+4.915	9:56:06.423
5	1:49.395	+0.538	9:57:55.818
6	1:56.630	+7.773	9:59:52.448
7	1:48.857		10:01:41.305

(30) TOLON PEREZ, MARCO

Lap	Lap Tm	Diff	Time of Day
1			9:50:41.678
2	2:04.573	+15.410	9:52:46.251
3	1:58.984	+9.821	9:54:45.235
4	1:49.163		9:56:34.398
5	1:50.518	+1.355	9:58:24.916
6	2:22.885	+33.722	10:00:47.801
7	2:30.746	+41.583	10:03:18.547
8	2:19.888	+30.725	10:05:38.435

(21) PARICIO NAVARRO, PEDRO

Lap	Lap Tm	Diff	Time of Day
1			9:50:16.362
2	1:59.625	+9.169	9:52:15.987
3	1:50.456		9:54:06.443

(45) ISCLA MALLOFRE, DAVID

Lap	Lap Tm	Diff	Time of Day
1			9:50:11.041
2	2:02.035	+11.226	9:52:13.076
3	1:55.942	+5.133	9:54:09.018
4	1:52.542	+1.733	9:56:01.560
5	1:50.809		9:57:52.369
6	1:53.005	+2.196	9:59:45.374
7	1:50.975	+0.166	10:01:36.349
8	1:56.181	+5.372	10:03:32.530
9	1:56.212	+5.403	10:05:28.742

(20) LLORENTE TOVAR, CRISTOBAL

Lap	Lap Tm	Diff	Time of Day
1			9:50:18.707
2	2:09.440	+16.180	9:52:28.147
3	2:00.279	+7.019	9:54:28.426
4	1:58.977	+5.717	9:56:27.403
5	1:56.337	+3.077	9:58:23.740
6	1:53.260		10:00:17.000
7	1:53.924	+0.664	10:02:10.924
8	1:54.623	+1.363	10:04:05.547
9	1:57.901	+4.641	10:06:03.448

(196) GARCIA MARCO, ADRIAN

Lap	Lap Tm	Diff	Time of Day
1			9:50:51.239
2	2:07.312	+7.805	9:52:58.551
3	2:02.592	+3.085	9:55:01.143
4	2:00.488	+0.981	9:57:01.631

Lap	Lap Tm	Diff	Time of Day
5	1:59.507		9:59:01.138
6	2:01.335	+1.828	10:01:02.473
7	2:23.094	+23.587	10:03:25.567

(113) CALERO CHICHARRO, AIDA

Lap	Lap Tm	Diff	Time of Day
1			9:50:22.656
2	2:17.009	+16.267	9:52:39.665
3	2:09.886	+9.144	9:54:49.551
4	2:06.941	+6.199	9:56:56.492
5	2:04.374	+3.632	9:59:00.866
6	2:02.740	+1.998	10:01:03.606
7	2:00.742		10:03:04.348
8	2:00.893	+0.151	10:05:05.241
9	2:02.949	+2.207	10:07:08.190

(96) SERRANO GOTOR, ALEJANDRO

Lap	Lap Tm	Diff	Time of Day
1			10:03:19.454

Jefe de cronometraje

Orbits

Provisional

Los Comisarios Deportivos

El Director de Carrera

El Cronametrador

Definitiva

Hora:

Hora:

Hora:

# CAMPEONATO ARAGÓN MOTOCROSS



Camp. Aragón MX, Memorial Gaibar-Mir

Clasificado por vueltas

MX2 / MXS18

Motorland - MX 0,000 km

Primera Manga

14/12/2014 11:35

Carrera (20:00 y 2 Vueltas) iniciado a 11:34:32

Pos.	Nº	Nombre	Vts.	Total Tº	Dif.1º	Mejor Tm	Club
1	22	GIRONA ROCA, ALBERT	14	23:26.306		1:37.834	Mc. Segre
2	277	SANTIN DE ARTIGA, ALEX	14	23:50.833	24.527	1:38.916	
3	112	GARCIA MIRA, CARLOS	14	24:04.659	38.353	1:40.478	Banyeres 4x4
4	276	ROSELL ROMERO, JOAN DAVID	14	24:09.372	43.066	1:40.270	MC 3 Turons
5	279	FERRER ENRIQUEZ, BIEL	14	24:09.691	43.385	1:41.915	Mc Sitges
6	25	FONTANALS BENAVENT, MARC	14	24:12.800	46.494	1:41.796	Mc Cubelles
7	722	GARCIA CAÑAS, MICHEL	14	24:22.227	55.921	1:41.885	Mc. Segre
8	5	ISCLA GRANDVALLET, ALEX	14	24:29.053	1:02.747	1:40.021	Mc. Pirineu
9	224	ARMENGOL OLIVA, JORGE	14	24:43.891	1:17.585	1:42.113	Mc. Bajo Aragón
10	23	MUÑOZ DE LA PEÑA VICENTE, JUAN	14	24:52.473	1:26.167	1:44.369	Sinesponsor Racing
11	115	DIAZ ROVIRA, RAYCO	14	24:56.913	1:30.607	1:44.457	Mc. Bajo Aragón
12	60	URGEL HERNANDO, AARON	14	24:59.860	1:33.554	1:44.043	Ricla Mc.
13	8	SAIZ OCHOA, DIEGO	14	25:06.442	1:40.136	1:44.544	C.M. Epila
14	57	MUNERA LORIENTE, SERGIO	14	25:17.211	1:50.905	1:45.071	Pm. Oscense
15	26	ESPONA SANCHEZ, GONZALO	13	23:46.674	1 Vuelta	1:44.001	Mc. Polea SX
16	7	MENE MANERO, LUIS	13	24:23.729	1 Vuelta	1:49.231	Tauste Mc.
17	119	CANALS GAYETE, ALEIX	13	24:28.253	1 Vuelta	1:48.589	Mc. Segre
18	226	SEGU ROSA, XAVIER	13	24:31.057	1 Vuelta	1:46.103	Mc. Segre
19	15	SONSONA CIVERA, ALEJANDRO	13	24:31.559	1 Vuelta	1:48.507	T.S.R.
20	21	PARICIO NAVARRO, PEDRO	13	24:36.707	1 Vuelta	1:50.536	T.S.R.
21	45	ISCLA MALLOFRE, DAVID	13	24:47.814	1 Vuelta	1:51.877	Independiente
22	30	TOLON PEREZ, MARCO	13	25:33.242	1 Vuelta	1:50.774	Mc. Fuentes
23	20	LLORENTE TOVAR, CRISTOBAL	12	23:35.135	2 Vueltas	1:53.480	Esc. R.T.S.
24	113	CALERO CHICHARRO, AIDA	12	24:56.809	2 Vueltas	2:01.813	Mc. Segre
25	196	GARCIA MARCO, ADRIAN	12	25:30.680	2 Vueltas	1:59.402	C.M. Epila

No clasificado

NT	99	UTERGA RODRIGO, JULEN	5	9:03.864	NT	1:45.468	Mc. Navarra
NE	96	SERRANO GOTOR, ALEJANDRO			NE		Mc. Calatayud

Márgen de victoria	Velocidad media	Mejor tº de vuelta	Mejor Vel.	Mejor vuelta para
24.527	-	1:37.834	-	22 - GIRONA ROCA, ALBERT

Jefe de cronometraje

Orbits

Provisional

Los Comisarios Deportivos

El Director de Carrera

El Cronametrador

Definitiva

Hora:

Hora:

Hora:





## Camp. Aragón MX, Memorial Gaibar-Mir

MX2 / MXS18

Motorland - MX 0,000 km

Primera Manga

14/12/2014 11:35

Carrera (20:00 y 2 Vueltas) iniciado a 11:34:32

Lap	Lap Tm	Diff	Time of Day
<b>(22) GIRONA ROCA, ALBERT</b>			
1	1:38.081	+0.247	11:36:16.002
2	1:38.206	+0.372	11:37:54.208
3	1:37.834		11:39:32.042
4	1:38.091	+0.257	11:41:10.133
5	1:38.387	+0.553	11:42:48.520
6	1:40.167	+2.333	11:44:28.687
7	1:38.473	+0.639	11:46:07.160
8	1:42.677	+4.843	11:47:49.837
9	1:40.459	+2.625	11:49:30.296
10	1:41.446	+3.612	11:51:11.742
11	1:40.079	+2.245	11:52:51.821
12	1:42.625	+4.791	11:54:34.446
13	1:40.680	+2.846	11:56:15.126
14	1:44.109	+6.275	11:57:59.235

Lap	Lap Tm	Diff	Time of Day
<b>(277) SANTIN DE ARTIGA, ALEX</b>			
1	1:40.034	+1.118	11:36:17.828
2	1:39.309	+0.393	11:37:57.137
3	1:39.916		11:39:36.053
4	1:39.782	+0.866	11:41:15.835
5	1:40.358	+1.442	11:42:56.193
6	1:41.473	+2.557	11:44:37.666
7	1:41.538	+2.622	11:46:19.204
8	1:41.409	+2.493	11:48:00.613
9	1:43.334	+4.418	11:49:43.947
10	1:43.526	+4.610	11:51:27.473
11	1:44.107	+5.191	11:53:11.580
12	1:43.416	+4.500	11:54:54.996
13	1:43.523	+4.607	11:56:38.519
14	1:45.243	+6.327	11:58:23.762

Lap	Lap Tm	Diff	Time of Day
<b>(112) GARCIA MIRA, CARLOS</b>			
1	1:40.622	+0.144	11:36:18.772
2	1:40.478		11:37:59.250
3	1:41.913	+1.435	11:39:41.163
4	1:41.352	+0.874	11:41:22.515
5	1:41.169	+0.691	11:43:03.684
6	1:42.182	+1.704	11:44:45.866
7	1:43.269	+2.791	11:46:29.135
8	1:43.459	+2.981	11:48:12.594
9	1:43.078	+2.600	11:49:55.672
10	1:43.174	+2.696	11:51:38.846
11	1:43.053	+2.575	11:53:21.899
12	1:45.071	+4.593	11:55:06.970
13	1:44.623	+4.145	11:56:51.593
14	1:45.995	+5.517	11:58:37.588

Lap	Lap Tm	Diff	Time of Day
<b>(276) ROSELL ROMERO, JOAN DAVID</b>			
1	1:54.025	+13.755	11:36:32.722
2	1:45.014	+4.744	11:38:17.736
3	1:44.581	+4.311	11:40:02.317
4	1:42.764	+2.494	11:41:45.081
5	1:41.195	+0.925	11:43:26.276
6	1:41.068	+0.798	11:45:07.344
7	1:42.273	+2.003	11:46:49.617
8	1:41.298	+1.028	11:48:30.915
9	1:40.270		11:50:11.185
10	1:41.612	+1.342	11:51:52.797
11	1:42.053	+1.783	11:53:34.850
12	1:42.590	+2.320	11:55:17.440
13	1:43.277	+3.007	11:57:00.717
14	1:41.584	+1.314	11:58:42.301

Lap	Lap Tm	Diff	Time of Day
<b>(279) FERRER ENRIQUEZ, BIEL</b>			

Lap	Lap Tm	Diff	Time of Day
1	1:42.393	+0.478	11:36:20.584
2	1:41.915		11:38:02.499
3	1:42.691	+0.776	11:39:45.190
4	1:42.224	+0.309	11:41:27.414
5	1:42.228	+0.313	11:43:09.642
6	1:42.757	+0.842	11:44:52.399
7	1:43.394	+1.479	11:46:35.793
8	1:42.668	+0.753	11:48:18.461
9	1:42.838	+0.923	11:50:01.299
10	1:43.990	+2.075	11:51:45.289
11	1:44.643	+2.728	11:53:29.932
12	1:44.562	+2.647	11:55:14.494
13	1:45.545	+3.630	11:57:00.039
14	1:42.581	+0.666	11:58:42.620

Lap	Lap Tm	Diff	Time of Day
<b>(25) FONTANALS BENAVENT, MARC</b>			
1	1:43.562	+1.766	11:36:21.608
2	1:41.917	+0.121	11:38:03.525
3	1:42.500	+0.704	11:39:46.025
4	1:43.133	+1.337	11:41:29.158
5	1:41.796		11:43:10.954
6	1:42.588	+0.792	11:44:53.542
7	1:43.759	+1.963	11:46:37.301
8	1:43.933	+2.137	11:48:21.234
9	1:42.374	+0.578	11:50:03.608
10	1:42.668	+0.872	11:51:46.276
11	1:44.382	+2.586	11:53:30.658
12	1:44.845	+3.049	11:55:15.503
13	1:45.936	+4.140	11:57:01.439
14	1:44.290	+2.494	11:58:45.729

Lap	Lap Tm	Diff	Time of Day
<b>(722) GARCIA CAÑAS, MICHEL</b>			
1	1:44.138	+2.253	11:36:22.441
2	1:43.267	+1.382	11:38:05.708
3	1:42.948	+1.063	11:39:48.656
4	1:42.060	+0.175	11:41:30.716
5	1:41.885		11:43:12.601
6	1:43.145	+1.260	11:44:55.746
7	1:42.758	+0.873	11:46:38.504
8	1:43.889	+2.004	11:48:22.393
9	1:43.571	+1.686	11:50:05.964
10	1:43.337	+1.452	11:51:49.301
11	1:43.428	+1.543	11:53:32.729
12	1:44.211	+2.326	11:55:16.940
13	1:47.339	+5.454	11:57:04.279
14	1:50.877	+8.992	11:58:55.156

Lap	Lap Tm	Diff	Time of Day
<b>(5) ISCLA GRANDVALLET, ALEX</b>			
1	1:49.618	+9.597	11:36:27.992
2	1:41.761	+1.740	11:38:09.753
3	1:40.873	+0.852	11:39:50.626
4	1:40.537	+0.516	11:41:31.163
5	1:41.658	+1.637	11:43:12.821
6	1:40.021		11:44:52.842
7	1:40.774	+0.753	11:46:33.616
8	1:51.667	+11.646	11:48:25.283
9	1:43.344	+3.323	11:50:08.627
10	1:43.380	+3.359	11:51:52.007
11	1:41.484	+1.463	11:53:33.491
12	1:54.041	+14.020	11:55:27.532
13	1:47.372	+7.351	11:57:14.904
14	1:47.078	+7.057	11:59:01.982

Lap	Lap Tm	Diff	Time of Day
<b>(224) ARMENGOL OLIVA, JORGE</b>			
1	1:46.957	+4.844	11:36:25.226
2	1:42.912	+0.799	11:38:08.138

Lap	Lap Tm	Diff	Time of Day
3	1:42.113		11:39:50.251
4	1:43.719	+1.606	11:41:33.970
5	1:44.704	+2.591	11:43:18.674
6	1:45.110	+2.997	11:45:03.784
7	1:45.211	+3.098	11:46:48.995
8	1:46.104	+3.991	11:48:35.099
9	1:45.598	+3.485	11:50:20.697
10	1:45.970	+3.857	11:52:06.667
11	1:46.287	+4.174	11:53:52.954
12	1:46.788	+4.675	11:55:39.742
13	1:48.109	+5.996	11:57:27.851
14	1:48.969	+6.856	11:59:16.820

Lap	Lap Tm	Diff	Time of Day
<b>(23) MUÑOZ DE LA PEÑA VICENTE, JUAN</b>			
1	1:53.086	+8.717	11:36:31.803
2	1:44.921	+0.552	11:38:16.724
3	1:46.191	+1.822	11:40:02.915
4	1:45.057	+0.688	11:41:47.972
5	1:44.463	+0.094	11:43:32.435
6	1:44.383	+0.014	11:45:16.818
7	1:45.096	+0.727	11:47:01.914
8	1:44.369		11:48:46.283
9	1:45.806	+1.437	11:50:32.089
10	1:45.905	+1.536	11:52:17.994
11	1:44.657	+0.288	11:54:02.651
12	1:45.425	+1.056	11:55:48.076
13	1:47.206	+2.837	11:57:35.282
14	1:50.120	+5.751	11:59:25.402

Lap	Lap Tm	Diff	Time of Day
<b>(115) DIAZ ROVIRA, RAYCO</b>			
1	1:49.984	+5.527	11:36:29.086
2	1:46.903	+2.446	11:38:15.989
3	1:45.493	+1.036	11:40:01.482
4	1:45.459	+1.002	11:41:46.941
5	1:45.882	+1.425	11:43:32.823
6	1:45.307	+0.850	11:45:18.130
7	1:44.457		11:47:02.587
8	1:44.987	+0.530	11:48:47.574
9	1:46.052	+1.595	11:50:33.626
10	1:45.966	+1.509	11:52:19.592
11	1:45.590	+1.133	11:54:05.182
12	1:45.782	+1.325	11:55:50.964
13	1:50.353	+5.896	11:57:41.317
14	1:48.525	+4.068	11:59:29.842

Lap	Lap Tm	Diff	Time of Day
<b>(60) URGEL HERNANDO, AARON</b>			
1	1:57.943	+13.900	11:36:36.564
2	1:46.973	+2.930	11:38:23.537
3	1:45.951	+1.908	11:40:09.488
4	1:45.338	+1.295	11:41:54.826
5	1:45.601	+1.558	11:43:40.427
6	1:45.691	+1.648	11:45:26.118
7	1:52.431	+8.388	11:47:18.549
8	1:45.348	+1.305	11:49:03.897
9	1:45.033	+0.990	11:50:48.930
10	1:44.943	+0.900	11:52:33.873
11	1:45.701	+1.658	11:54:19.574
12	1:44.784	+0.741	11:56:04.358
13	1:44.043		11:57:48.401
14	1:44.388	+0.345	11:59:32.789

Lap	Lap Tm	Diff	Time of Day
<b>(8) SAIZ OCHOA, DIEGO</b>			
1	1:49.066	+4.522	11:36:27.404
2	1:46.617	+2.073	11:38:14.021
3	1:45.160	+0.616	11:39:59.181
4	1:45.544	+1.000	11:41:44.725

Jefe de cronometraje

Orbits

Provisional

Los Comisarios Deportivos

El Director de Carrera

El Cronametrador

Definitiva

Hora:

Hora:

Hora:



## Camp. Aragón MX, Memorial Gaibar-Mir

MX2 / MXS18

Motorland - MX 0,000 km

Primera Manga

14/12/2014 11:35

Carrera (20:00 y 2 Vueltas) iniciado a 11:34:32

Lap	Lap Tm	Diff	Time of Day
5	1:46.588	+2.044	11:43:31.313
6	1:44.544		11:45:15.857
7	1:48.033	+3.489	11:47:03.890
8	1:46.859	+2.315	11:48:50.749
9	1:44.763	+0.219	11:50:35.512
10	1:45.881	+1.337	11:52:21.393
11	1:47.787	+3.243	11:54:09.180
12	1:49.638	+5.094	11:55:58.818
13	1:48.835	+4.291	11:57:47.653
14	1:51.718	+7.174	11:59:39.371

(57) MUNERA LORIENTE, SERGIO

Lap	Lap Tm	Diff	Time of Day
1	1:49.175	+4.104	11:36:27.696
2	1:46.934	+1.863	11:38:14.630
3	1:48.759	+3.688	11:40:03.389
4	1:45.229	+0.158	11:41:48.618
5	1:45.955	+0.884	11:43:34.573
6	1:45.071		11:45:19.644
7	1:47.119	+2.048	11:47:06.763
8	1:46.011	+0.940	11:48:52.774
9	1:48.786	+3.715	11:50:41.560
10	1:47.259	+2.188	11:52:28.819
11	1:49.079	+4.008	11:54:17.898
12	1:47.658	+2.587	11:56:05.556
13	1:47.651	+2.580	11:57:53.207
14	1:56.933	+11.862	11:59:50.140

(26) ESPONA SANCHEZ, GONZALO

Lap	Lap Tm	Diff	Time of Day
1	1:50.027	+6.026	11:36:28.447
2	1:44.001		11:38:12.448
3	1:55.767	+11.766	11:40:08.215
4	1:45.803	+1.802	11:41:54.018
5	1:46.111	+2.110	11:43:40.129
6	1:49.133	+5.132	11:45:29.262
7	1:48.936	+4.935	11:47:18.198
8	1:48.655	+4.654	11:49:06.853
9	1:48.152	+4.151	11:50:55.005
10	1:50.682	+6.681	11:52:45.687
11	1:51.484	+7.483	11:54:37.171
12	1:51.444	+7.443	11:56:28.615
13	1:50.988	+6.987	11:58:19.603

(7) MENE MANERO, LUIS

Lap	Lap Tm	Diff	Time of Day
1	1:57.412	+8.181	11:36:36.165
2	1:52.860	+3.629	11:38:29.025
3	1:51.108	+1.877	11:40:20.133
4	1:53.043	+3.812	11:42:13.176
5	1:51.559	+2.328	11:44:04.735
6	1:49.335	+0.104	11:45:54.070
7	1:49.231		11:47:43.301
8	1:51.606	+2.375	11:49:34.907
9	1:50.585	+1.354	11:51:25.492
10	1:51.268	+2.037	11:53:16.760
11	1:53.047	+3.816	11:55:09.807
12	1:52.575	+3.344	11:57:02.382
13	1:54.276	+5.045	11:58:56.658

(119) CANALS GAYETE, ALEIX

Lap	Lap Tm	Diff	Time of Day
1	1:55.233	+6.644	11:36:34.021
2	2:07.963	+19.374	11:38:41.984
3	1:49.049	+0.460	11:40:31.033
4	1:49.282	+0.693	11:42:20.315
5	1:48.589		11:44:08.904
6	1:49.295	+0.706	11:45:58.199
7	1:50.873	+2.284	11:47:49.072
8	1:49.154	+0.565	11:49:38.226

Lap	Lap Tm	Diff	Time of Day
9	1:50.417	+1.828	11:51:28.643
10	1:51.660	+3.071	11:53:20.303
11	1:53.511	+4.922	11:55:13.814
12	1:54.473	+5.884	11:57:08.287
13	1:52.895	+4.306	11:59:01.182

(226) SEGU ROSA, XAVIER

Lap	Lap Tm	Diff	Time of Day
1	1:46.452	+0.349	11:36:24.668
2	1:46.103		11:38:10.771
3	1:46.270	+0.167	11:39:57.041
4	1:47.200	+1.097	11:41:44.241
5	1:52.108	+6.005	11:43:36.349
6	1:54.408	+8.305	11:45:30.757
7	1:54.992	+8.889	11:47:25.749
8	1:56.374	+10.271	11:49:22.123
9	1:55.914	+9.811	11:51:18.037
10	1:55.314	+9.211	11:53:13.351
11	1:56.152	+10.049	11:55:09.503
12	1:58.458	+12.355	11:57:07.961
13	1:56.025	+9.922	11:59:03.986

(15) SONSONA CIVERA, ALEJANDRO

Lap	Lap Tm	Diff	Time of Day
1	2:02.600	+14.093	11:36:41.397
2	1:48.507		11:38:29.904
3	1:55.013	+6.506	11:40:24.917
4	1:49.449	+0.942	11:42:14.366
5	1:59.578	+11.071	11:44:13.944
6	1:49.336	+0.829	11:46:03.280
7	1:51.214	+2.707	11:47:54.494
8	1:50.748	+2.241	11:49:45.242
9	1:51.146	+2.639	11:51:36.388
10	1:50.680	+2.173	11:53:27.068
11	1:51.991	+3.484	11:55:19.059
12	1:51.578	+3.071	11:57:10.637
13	1:53.851	+5.344	11:59:04.488

(21) PARICIO NAVARRO, PEDRO

Lap	Lap Tm	Diff	Time of Day
1	1:56.694	+6.158	11:36:35.650
2	1:51.678	+1.142	11:38:27.328
3	1:51.895	+1.359	11:40:19.223
4	1:52.209	+1.673	11:42:11.432
5	1:50.536		11:44:01.968
6	1:55.528	+4.992	11:45:57.496
7	1:53.703	+3.167	11:47:51.199
8	1:52.302	+1.766	11:49:43.501
9	1:53.832	+3.296	11:51:37.333
10	1:51.836	+1.300	11:53:29.169
11	1:54.236	+3.700	11:55:23.405
12	1:53.156	+2.620	11:57:16.561
13	1:53.075	+2.539	11:59:09.636

(45) ISCLA MALLOFRE, DAVID

Lap	Lap Tm	Diff	Time of Day
1	1:56.161	+4.284	11:36:34.686
2	1:51.877		11:38:26.563
3	1:51.956	+0.079	11:40:18.519
4	1:54.103	+2.226	11:42:12.622
5	1:52.782	+0.905	11:44:05.404
6	1:53.234	+1.357	11:45:58.638
7	1:54.085	+2.208	11:47:52.723
8	1:54.934	+3.057	11:49:47.657
9	1:53.284	+1.407	11:51:40.941
10	1:54.876	+2.999	11:53:35.817
11	1:56.377	+4.500	11:55:32.194
12	1:54.008	+2.131	11:57:26.202
13	1:54.541	+2.664	11:59:20.743

(30) TOLON PEREZ, MARCO

Lap	Lap Tm	Diff	Time of Day
1	1:51.700	+0.926	11:36:30.344
2	1:50.774		11:38:21.118
3	1:52.012	+1.238	11:40:13.130
4	1:53.234	+2.460	11:42:06.364
5	1:54.004	+3.230	11:44:00.368
6	1:56.808	+6.034	11:45:57.176
7	1:57.443	+6.669	11:47:54.619
8	2:01.320	+10.546	11:49:55.939
9	2:02.271	+11.497	11:51:58.210
10	2:00.921	+10.147	11:53:59.131
11	1:59.146	+8.372	11:55:58.277
12	2:00.948	+10.174	11:57:59.225
13	2:06.946	+16.172	12:00:06.171

(20) LLORENTE TOVAR, CRISTOBAL

Lap	Lap Tm	Diff	Time of Day
1	2:21.593	+28.113	11:37:00.881
2	1:54.866	+1.386	11:38:55.747
3	1:55.010	+1.530	11:40:50.757
4	1:53.891	+0.411	11:42:44.648
5	1:55.294	+1.814	11:44:39.942
6	1:55.393	+1.913	11:46:35.335
7	1:57.707	+4.227	11:48:33.042
8	1:54.955	+1.475	11:50:27.997
9	1:57.611	+4.131	11:52:25.608
10	1:53.480		11:54:19.088
11	1:53.917	+0.437	11:56:13.005
12	1:55.059	+1.579	11:58:08.064

(113) CALERO CHICHARRO, AIDA

Lap	Lap Tm	Diff	Time of Day
1	2:09.311	+7.498	11:36:47.963
2	2:05.263	+3.450	11:38:53.226
3	2:03.410	+1.597	11:40:56.636
4	2:03.501	+1.688	11:43:00.137
5	2:03.657	+1.844	11:45:03.794
6	2:05.163	+3.350	11:47:08.957
7	2:02.988	+1.175	11:49:11.945
8	2:01.813		11:51:13.758
9	2:02.112	+0.299	11:53:15.870
10	2:04.751	+2.938	11:55:20.621
11	2:05.215	+3.402	11:57:25.836
12	2:03.902	+2.089	11:59:29.738

(196) GARCIA MARCO, ADRIAN

Lap	Lap Tm	Diff	Time of Day
1	2:01.145	+1.743	11:36:40.456
2	1:59.402		11:38:39.858
3	1:59.843	+0.441	11:40:39.701
4	2:03.560	+4.158	11:42:43.261
5	2:02.115	+2.713	11:44:45.376
6	2:01.997	+2.595	11:46:47.373
7	2:03.276	+3.874	11:48:50.649
8	2:02.825	+3.423	11:50:53.474
9	2:03.858	+4.456	11:52:57.332
10	2:03.695	+4.293	11:55:01.027
11	2:44.311	+44.909	11:57:45.338
12	2:18.271	+18.869	12:00:03.609

(99) UTERGA RODRIGO, JULEN

Lap	Lap Tm	Diff	Time of Day
1	1:52.328	+6.860	11:36:30.827
2	1:47.524	+2.056	11:38:18.351
3	1:46.575	+1.107	11:40:04.926
4	1:45.468		11:41:50.394
5	1:46.399	+0.931	11:43:36.793

Jefe de cronometraje

Orbits

Provisional

Los Comisarios Deportivos

El Director de Carrera

El Cronametrador

Definitiva

Hora:

Hora:

Hora:

# CAMPEONATO ARAGÓN MOTOCROSS



Camp. Aragón MX, Memorial Gaibar-Mir

Clasificado por vueltas

MX2 / MXS18

Motorland - MX 0,000 km

Segunda Manga

14/12/2014 13:40

Carrera (20:00 y 2 Vueltas) iniciado a 13:45:29

Pos.	Nº	Nombre	Vts.	Total Tº	Dif.1º	Mejor Tm	Club
1	22	GIRONA ROCA, ALBERT	14	23:57.442		1:39.551	Mc. Segre
2	276	ROSELL ROMERO, JOAN DAVID	14	24:05.239	7.797	1:41.382	MC 3 Turons
3	277	SANTIN DE ARTIGA, ALEX	14	24:26.993	29.551	1:41.614	
4	112	GARCIA MIRA, CARLOS	14	24:31.126	33.684	1:42.340	Banyeres 4x4
5	279	FERRER ENRIQUEZ, BIEL	14	24:31.686	34.244	1:43.598	Mc Sitges
6	25	FONTANALS BENAVENT, MARC	14	24:35.903	38.461	1:43.075	Mc Cubelles
7	5	ISCLA GRANDVALLET, ALEX	14	25:03.817	1:06.375	1:41.817	Mc. Pirineu
8	224	ARMENGOL OLIVA, JORGE	14	25:07.943	1:10.501	1:44.027	Mc. Bajo Aragón
9	115	DIAZ ROVIRA, RAYCO	14	25:10.064	1:12.622	1:45.993	Mc. Bajo Aragón
10	60	URGEL HERNANDO, AARON	14	25:19.204	1:21.762	1:45.571	Ricla Mc.
11	722	GARCIA CAÑAS, MICHEL	14	25:20.096	1:22.654	1:44.682	Mc. Segre
12	23	MUÑOZ DE LA PEÑA VICENTE, JUAN	14	25:37.921	1:40.479	1:45.915	Sinesponsor Racing
13	57	MUNERA LORIENTE, SERGIO	13	24:02.359	1 Vuelta	1:47.863	Pm. Oscense
14	26	ESPONA SANCHEZ, GONZALO	13	24:03.320	1 Vuelta	1:46.725	Mc. Polea SX
15	21	PARICIO NAVARRO, PEDRO	13	24:35.235	1 Vuelta	1:51.525	T.S.R.
16	226	SEGU ROSA, XAVIER	13	24:40.498	1 Vuelta	1:49.087	Mc. Segre
17	15	SONSONA CIVERA, ALEJANDRO	13	24:42.265	1 Vuelta	1:50.790	T.S.R.
18	7	MENE MANERO, LUIS	13	24:58.774	1 Vuelta	1:52.326	Tauste Mc.
19	20	LLORENTE TOVAR, CRISTOBAL	13	25:07.825	1 Vuelta	1:53.158	Esc. R.T.S.
20	119	CANALS GAYETE, ALEIX	13	25:10.583	1 Vuelta	1:51.757	Mc. Segre
21	8	SAIZ OCHOA, DIEGO	13	25:17.362	1 Vuelta	1:49.911	C.M. Epila
22	113	CALERO CHICHARRO, AIDA	12	25:24.344	2 Vueltas	2:03.183	Mc. Segre
23	196	GARCIA MARCO, ADRIAN	11	24:00.645	3 Vueltas	2:03.561	C.M. Epila
<b>No clasificado (75% = 11 Vueltas)</b>							
NT	45	ISCLA MALLOFRE, DAVID	5	9:27.877	NT	1:49.866	Independiente
NT	99	UTERGA RODRIGO, JULEN	4	7:41.253	NT	1:45.466	Mc. Navarra
NT	30	TOLON PEREZ, MARCO		5.709	NT		Mc. Fuentes
NE	96	SERRANO GOTOR, ALEJANDRO			NE		Mc. Calatayud

Márgen de victoria	Velocidad media	Mejor tº de vuelta	Mejor Vel.	Mejor vuelta para
7.797	-	1:39.551	-	22 - GIRONA ROCA, ALBERT

Jefe de cronometraje			Orbits
<input type="checkbox"/> Provisional	Los Comisarios Deportivos	El Director de Carrera	El Cronametrador
<input type="checkbox"/> Definitiva	Hora:	Hora:	Hora:



## Camp. Aragón MX, Memorial Gaibar-Mir

MX2 / MXS18

Motorland - MX 0,000 km

Segunda Manga

14/12/2014 13:40

Carrera (20:00 y 2 Vueltas) iniciado a 13:45:29

Lap	Lap Tm	Diff	Time of Day
<b>(22) GIRONA ROCA, ALBERT</b>			
1	1:39.750	+0.199	13:47:14.426
2	1:39.551		13:48:53.977
3	1:39.937	+0.386	13:50:33.914
4	1:41.080	+1.529	13:52:14.994
5	1:42.267	+2.716	13:53:57.261
6	1:42.774	+3.223	13:55:40.035
7	1:42.790	+3.239	13:57:22.825
8	1:44.736	+5.185	13:59:07.561
9	1:44.968	+5.417	14:00:52.529
10	1:43.415	+3.864	14:02:35.944
11	1:41.348	+1.797	14:04:17.292
12	1:42.137	+2.586	14:05:59.429
13	1:42.568	+3.017	14:07:41.997
14	1:44.805	+5.254	14:09:26.802

Lap	Lap Tm	Diff	Time of Day
<b>(276) ROSELL ROMERO, JOAN DAVID</b>			
1	1:41.382		13:47:16.104
2	1:41.565	+0.183	13:48:57.669
3	1:42.020	+0.638	13:50:39.689
4	1:42.228	+0.846	13:52:21.917
5	1:43.036	+1.654	13:54:04.953
6	1:44.032	+2.650	13:55:48.985
7	1:42.289	+0.907	13:57:31.274
8	1:42.628	+1.246	13:59:13.902
9	1:43.079	+1.697	14:00:56.981
10	1:42.947	+1.565	14:02:39.928
11	1:43.030	+1.648	14:04:22.958
12	1:43.521	+2.139	14:06:06.479
13	1:43.968	+2.586	14:07:50.447
14	1:44.152	+2.770	14:09:34.599

Lap	Lap Tm	Diff	Time of Day
<b>(277) SANTIN DE ARTIGA, ALEX</b>			
1	1:44.025	+2.411	13:47:18.833
2	1:43.381	+1.767	13:49:02.214
3	1:41.614		13:50:43.828
4	1:41.785	+0.171	13:52:25.613
5	1:43.396	+1.782	13:54:09.009
6	1:42.966	+1.352	13:55:51.975
7	1:42.716	+1.102	13:57:34.691
8	1:44.401	+2.787	13:59:19.092
9	1:45.328	+3.714	14:01:04.420
10	1:45.547	+3.933	14:02:49.967
11	1:44.482	+2.868	14:04:34.449
12	1:45.884	+4.270	14:06:20.333
13	1:47.565	+5.951	14:08:07.898
14	1:48.455	+6.841	14:09:56.353

Lap	Lap Tm	Diff	Time of Day
<b>(112) GARCIA MIRA, CARLOS</b>			
1	1:42.472	+0.132	13:47:17.155
2	1:42.340		13:48:59.495
3	1:42.850	+0.510	13:50:42.345
4	1:42.893	+0.553	13:52:25.238
5	1:43.517	+1.177	13:54:08.755
6	1:46.052	+3.712	13:55:54.807
7	1:44.971	+2.631	13:57:39.778
8	1:44.612	+2.272	13:59:24.390
9	1:44.878	+2.538	14:01:09.268
10	1:45.348	+3.008	14:02:54.616
11	1:45.631	+3.291	14:04:40.247
12	1:47.356	+5.016	14:06:27.603
13	1:46.153	+3.813	14:08:13.756
14	1:46.730	+4.390	14:10:00.486

Lap	Lap Tm	Diff	Time of Day
<b>(279) FERRER ENRIQUEZ, BIEL</b>			

Lap	Lap Tm	Diff	Time of Day
1	1:43.598		13:47:18.324
2	1:44.607	+1.009	13:49:02.931
3	1:43.605	+0.007	13:50:46.536
4	1:43.953	+0.355	13:52:30.489
5	1:43.685	+0.087	13:54:14.174
6	1:45.482	+1.884	13:55:59.656
7	1:44.441	+0.843	13:57:44.097
8	1:44.410	+0.812	13:59:28.507
9	1:44.061	+0.463	14:01:12.568
10	1:45.215	+1.617	14:02:57.783
11	1:46.072	+2.474	14:04:43.855
12	1:45.580	+1.982	14:06:29.435
13	1:46.104	+2.506	14:08:15.539
14	1:45.507	+1.909	14:10:01.046

Lap	Lap Tm	Diff	Time of Day
<b>(25) FONTANALS BENAVENT, MARC</b>			
1	1:49.411	+6.336	13:47:24.409
2	1:44.645	+1.570	13:49:09.054
3	1:44.943	+1.868	13:50:53.997
4	1:44.902	+1.827	13:52:38.899
5	1:43.075		13:54:21.974
6	1:44.734	+1.659	13:56:06.708
7	1:43.551	+0.476	13:57:50.259
8	1:44.696	+1.621	13:59:34.955
9	1:45.512	+2.437	14:01:20.467
10	1:44.476	+1.401	14:03:04.943
11	1:45.605	+2.530	14:04:50.548
12	1:46.153	+3.078	14:06:36.701
13	1:44.015	+0.940	14:08:20.716
14	1:44.547	+1.472	14:10:05.263

Lap	Lap Tm	Diff	Time of Day
<b>(5) ISCLA GRANDVALLET, ALEX</b>			
1	1:54.711	+12.894	13:47:29.850
2	1:43.270	+1.453	13:49:13.120
3	1:45.070	+3.253	13:50:58.190
4	1:43.997	+2.180	13:52:42.187
5	1:41.817		13:54:24.004
6	1:43.022	+1.205	13:56:07.026
7	1:51.086	+9.269	13:57:58.112
8	1:44.537	+2.720	13:59:42.649
9	1:44.621	+2.804	14:01:27.270
10	1:48.214	+6.397	14:03:15.484
11	1:50.157	+8.340	14:05:05.641
12	1:48.051	+6.234	14:06:53.692
13	1:49.638	+7.821	14:08:43.330
14	1:49.847	+8.030	14:10:33.177

Lap	Lap Tm	Diff	Time of Day
<b>(224) ARMENGOL OLIVA, JORGE</b>			
1	1:46.397	+2.370	13:47:21.118
2	1:44.027		13:49:05.145
3	1:44.622	+0.595	13:50:49.767
4	1:55.345	+11.318	13:52:45.112
5	1:45.763	+1.736	13:54:30.875
6	1:46.440	+2.413	13:56:17.315
7	1:46.463	+2.436	13:58:03.778
8	1:46.996	+2.969	13:59:50.774
9	1:47.261	+3.234	14:01:38.035
10	1:46.559	+2.532	14:03:24.594
11	1:46.989	+2.962	14:05:11.583
12	1:48.788	+4.761	14:07:00.371
13	1:49.319	+5.292	14:08:49.690
14	1:47.613	+3.586	14:10:37.303

Lap	Lap Tm	Diff	Time of Day
<b>(115) DIAZ ROVIRA, RAYCO</b>			
1	1:50.762	+4.769	13:47:26.113
2	1:46.302	+0.309	13:49:12.415

Lap	Lap Tm	Diff	Time of Day
3	1:47.042	+1.049	13:50:59.457
4	1:46.776	+0.783	13:52:46.233
5	1:48.153	+2.160	13:54:34.386
6	1:46.595	+0.602	13:56:20.981
7	1:47.242	+1.249	13:58:08.223
8	1:46.864	+0.871	13:59:55.087
9	1:47.390	+1.397	14:01:42.477
10	1:47.096	+1.103	14:03:29.573
11	1:47.639	+1.646	14:05:17.212
12	1:47.285	+1.292	14:07:04.497
13	1:45.993		14:08:50.490
14	1:48.934	+2.941	14:10:39.424

Lap	Lap Tm	Diff	Time of Day
<b>(60) URGEL HERNANDO, AARON</b>			
1	1:51.059	+5.488	13:47:27.110
2	1:48.397	+2.826	13:49:15.507
3	1:47.738	+2.167	13:51:03.245
4	1:47.837	+2.266	13:52:51.082
5	1:46.625	+1.054	13:54:37.707
6	1:46.257	+0.686	13:56:23.964
7	1:45.571		13:58:09.535
8	1:46.226	+0.655	13:59:55.761
9	1:47.883	+2.312	14:01:43.644
10	1:47.687	+2.116	14:03:31.331
11	1:46.988	+1.417	14:05:18.319
12	1:48.133	+2.562	14:07:06.452
13	1:48.505	+2.934	14:08:54.957
14	1:53.607	+8.036	14:10:48.564

Lap	Lap Tm	Diff	Time of Day
<b>(722) GARCIA CAÑAS, MICHEL</b>			
1	2:17.993	+33.311	13:47:52.954
2	1:45.535	+0.853	13:49:38.489
3	1:46.510	+1.828	13:51:24.999
4	1:46.077	+1.395	13:53:11.076
5	1:45.749	+1.067	13:54:56.825
6	1:46.164	+1.482	13:56:42.989
7	1:44.682		13:58:27.671
8	1:45.513	+0.831	14:00:13.184
9	1:45.449	+0.767	14:01:58.633
10	1:45.609	+0.927	14:03:44.242
11	1:45.464	+0.782	14:05:29.706
12	1:47.047	+2.365	14:07:16.753
13	1:45.732	+1.050	14:09:02.485
14	1:46.971	+2.289	14:10:49.456

Lap	Lap Tm	Diff	Time of Day
<b>(23) MUÑOZ DE LA PEÑA VICENTE, JUAN</b>			
1	1:47.458	+1.543	13:47:22.272
2	1:45.915		13:49:08.187
3	1:47.987	+2.072	13:50:56.174
4	1:48.371	+2.456	13:52:44.545
5	1:48.602	+2.687	13:54:33.147
6	1:47.458	+1.543	13:56:20.605
7	1:51.218	+5.303	13:58:11.823
8	1:49.189	+3.274	14:00:01.012
9	1:49.863	+3.948	14:01:50.875
10	1:49.670	+3.755	14:03:40.545
11	1:50.318	+4.403	14:05:30.863
12	1:51.394	+5.479	14:07:22.257
13	1:50.939	+5.024	14:09:13.196
14	1:54.085	+8.170	14:11:07.281

Lap	Lap Tm	Diff	Time of Day
<b>(57) MUNERA LORIENTE, SERGIO</b>			
1	1:53.459	+5.596	13:47:28.709
2	1:47.863		13:49:16.572
3	1:48.000	+0.137	13:51:04.572
4	1:49.369	+1.506	13:52:53.941

Jefe de cronometraje

Orbits

Provisional

Los Comisarios Deportivos

El Director de Carrera

El Cronametrador

Definitiva

Hora:

Hora:

Hora:



## Camp. Aragón MX, Memorial Gaibar-Mir

MX2 / MXS18

Motorland - MX 0,000 km

Segunda Manga

14/12/2014 13:40

Carrera (20:00 y 2 Vueltas) iniciado a 13:45:29

Lap	Lap Tm	Diff	Time of Day
5	1:49.515	+1.652	13:54:43.456
6	1:48.642	+0.779	13:56:32.098
7	1:50.923	+3.060	13:58:23.021
8	1:51.238	+3.375	14:00:14.259
9	1:50.157	+2.294	14:02:04.416
10	1:52.477	+4.614	14:03:56.893
11	1:51.758	+3.895	14:05:48.651
12	1:51.578	+3.715	14:07:40.229
13	1:51.490	+3.627	14:09:31.719

(26) ESPONA SANCHEZ, GONZALO

Lap	Lap Tm	Diff	Time of Day
1	1:48.498	+1.773	13:47:23.418
2	1:46.725		13:49:10.143
3	1:47.336	+0.611	13:50:57.479
4	1:52.091	+5.366	13:52:49.570
5	1:51.684	+4.959	13:54:41.254
6	1:53.501	+6.776	13:56:34.755
7	1:50.996	+4.271	13:58:25.751
8	1:51.647	+4.922	14:00:17.398
9	1:50.376	+3.651	14:02:07.774
10	1:50.908	+4.183	14:03:58.682
11	1:50.875	+4.150	14:05:49.557
12	1:51.195	+4.470	14:07:40.752
13	1:51.928	+5.203	14:09:32.680

(21) PARICIO NAVARRO, PEDRO

Lap	Lap Tm	Diff	Time of Day
1	1:56.760	+5.235	13:47:32.072
2	1:51.761	+0.236	13:49:23.833
3	1:51.971	+0.446	13:51:15.804
4	1:54.570	+3.045	13:53:10.374
5	1:53.859	+2.334	13:55:04.233
6	1:54.182	+2.657	13:56:58.415
7	1:52.053	+0.528	13:58:50.468
8	1:52.135	+0.610	14:00:42.603
9	1:52.975	+1.450	14:02:35.578
10	1:51.570	+0.045	14:04:27.148
11	1:52.900	+1.375	14:06:20.048
12	1:53.022	+1.497	14:08:13.070
13	1:51.525		14:10:04.595

(226) SEGU ROSA, XAVIER

Lap	Lap Tm	Diff	Time of Day
1	1:57.493	+8.406	13:47:32.659
2	1:49.087		13:49:21.746
3	1:49.853	+0.766	13:51:11.599
4	1:53.309	+4.222	13:53:04.908
5	1:51.456	+2.369	13:54:56.364
6	1:52.546	+3.459	13:56:48.910
7	1:52.339	+3.252	13:58:41.249
8	1:52.936	+3.849	14:00:34.185
9	1:53.395	+4.308	14:02:27.580
10	1:54.309	+5.222	14:04:21.889
11	1:55.846	+6.759	14:06:17.735
12	1:54.377	+5.290	14:08:12.112
13	1:57.746	+8.659	14:10:09.858

(15) SONSONA CIVERA, ALEJANDRO

Lap	Lap Tm	Diff	Time of Day
1	1:53.035	+2.245	13:47:28.259
2	1:50.839	+0.049	13:49:19.098
3	1:50.790		13:51:09.888
4	1:54.551	+3.761	13:53:04.439
5	1:53.352	+2.562	13:54:57.791
6	1:53.737	+2.947	13:56:51.528
7	1:52.269	+1.479	13:58:43.797
8	1:53.179	+2.389	14:00:36.976
9	1:52.968	+2.178	14:02:29.944
10	1:54.749	+3.959	14:04:24.693

Lap	Lap Tm	Diff	Time of Day
11	1:53.620	+2.830	14:06:18.313
12	1:57.352	+6.562	14:08:15.665
13	1:55.960	+5.170	14:10:11.625

(7) MENE MANERO, LUIS

Lap	Lap Tm	Diff	Time of Day
1	2:00.588	+8.262	13:47:36.737
2	1:53.546	+1.220	13:49:30.283
3	1:54.201	+1.875	13:51:24.484
4	1:54.740	+2.414	13:53:19.224
5	1:53.822	+1.496	13:55:13.046
6	1:54.104	+1.778	13:57:07.150
7	1:52.910	+0.584	13:59:00.060
8	1:52.326		14:00:52.386
9	1:53.219	+0.893	14:02:45.605
10	1:53.976	+1.650	14:04:39.581
11	1:56.422	+4.096	14:06:36.003
12	1:55.373	+3.047	14:08:31.376
13	1:56.758	+4.432	14:10:28.134

(20) LLORENTE TOVAR, CRISTOBAL

Lap	Lap Tm	Diff	Time of Day
1	2:01.543	+8.385	13:47:37.388
2	1:55.091	+1.933	13:49:32.479
3	1:54.734	+1.576	13:51:27.213
4	1:54.761	+1.603	13:53:21.974
5	1:53.668	+0.510	13:55:15.642
6	1:54.165	+1.007	13:57:09.807
7	1:53.158		13:59:02.965
8	1:53.935	+0.777	14:00:56.900
9	1:56.562	+3.404	14:02:53.462
10	1:56.725	+3.567	14:04:50.187
11	1:56.220	+3.062	14:06:46.407
12	1:55.202	+2.044	14:08:41.609
13	1:55.576	+2.418	14:10:37.185

(119) CANALS GAYETE, ALEIX

Lap	Lap Tm	Diff	Time of Day
1	1:59.073	+7.316	13:47:34.591
2	1:51.757		13:49:26.348
3	1:52.827	+1.070	13:51:19.175
4	1:55.428	+3.671	13:53:14.603
5	1:55.239	+3.482	13:55:09.842
6	1:55.751	+3.994	13:57:05.593
7	1:54.018	+2.261	13:58:59.611
8	1:55.496	+3.739	14:00:55.107
9	1:57.122	+5.365	14:02:52.229
10	1:56.886	+5.129	14:04:49.115
11	1:55.884	+4.127	14:06:44.999
12	1:57.486	+5.729	14:08:42.485
13	1:57.458	+5.701	14:10:39.943

(8) SAIZ OCHOA, DIEGO

Lap	Lap Tm	Diff	Time of Day
1	1:56.382	+6.471	13:47:31.681
2	1:50.912	+1.001	13:49:22.593
3	1:49.911		13:51:12.504
4	2:26.395	+36.484	13:53:38.899
5	1:51.581	+1.670	13:55:30.480
6	1:51.962	+2.051	13:57:22.442
7	1:50.550	+0.639	13:59:12.992
8	1:53.176	+3.265	14:01:06.168
9	1:53.620	+3.709	14:02:59.788
10	1:52.513	+2.602	14:04:52.301
11	1:51.633	+1.722	14:06:43.934
12	1:51.354	+1.443	14:08:35.288
13	2:11.434	+21.523	14:10:46.722

(113) CALERO CHICHARRO, AIDA

Lap	Lap Tm	Diff	Time of Day
1	2:11.614	+8.431	13:47:47.199

Lap	Lap Tm	Diff	Time of Day
2	2:07.277	+4.094	13:49:54.476
3	2:05.022	+1.839	13:51:59.498
4	2:04.906	+1.723	13:54:04.404
5	2:05.675	+2.492	13:56:10.079
6	2:07.217	+4.034	13:58:17.296
7	2:05.619	+2.436	14:00:22.915
8	2:03.183		14:02:26.098
9	2:07.020	+3.837	14:04:33.118
10	2:06.158	+2.975	14:06:39.276
11	2:06.274	+3.091	14:08:45.550
12	2:08.154	+4.971	14:10:53.704

(196) GARCIA MARCO, ADRIAN

Lap	Lap Tm	Diff	Time of Day
1	2:05.302	+1.741	13:47:41.610
2	2:03.561		13:49:45.171
3	2:05.603	+2.042	13:51:50.774
4	2:06.005	+2.444	13:53:56.779
5	2:09.597	+6.036	13:56:06.376
6	2:10.790	+7.229	13:58:17.166
7	2:07.950	+4.389	14:00:25.116
8	2:27.327	+23.766	14:02:52.443
9	2:12.849	+9.288	14:05:05.292
10	2:11.101	+7.540	14:07:16.393
11	2:13.612	+10.051	14:09:30.005

(45) ISCLA MALLOFRE, DAVID

Lap	Lap Tm	Diff	Time of Day
1	1:55.048	+5.182	13:47:30.531
2	1:49.866		13:49:20.397
3	1:50.435	+0.569	13:51:10.832
4	1:51.759	+1.893	13:53:02.591
5	1:54.646	+4.780	13:54:57.237

(99) UTERGA RODRIGO, JULEN

Lap	Lap Tm	Diff	Time of Day
1	1:49.904	+4.438	13:47:24.996
2	1:45.466		13:49:10.462
3	1:47.367	+1.901	13:50:57.829
4	2:12.784	+27.318	13:53:10.613

Jefe de cronometraje

Orbits

Provisional

Los Comisarios Deportivos

El Director de Carrera

El Cronametrador

Definitiva

Hora:

Hora:


Hora:

## Camp. Aragón MX, Memorial Gaibar-Mir

MX2 / MXS18

Motorland - MX 0,000 km

Final MX-2 / MXSub-18



Pos.	Nº	Nombre	T. Punt.	1ªM	2ªM	Club
<b>MX-2</b>						
1	112	GARCIA MIRA, CARLOS	50	25	25	Banyeres 4x4
2	279	FERRER ENRIQUEZ, BIEL	44	22	22	Mc Sitges
3	224	ARMENGOL OLIVA, JORGE	38	18	20	Mc. Bajo Aragón
4	722	GARCIA CAÑAS, MICHEL	36	20	16	Mc. Segre
5	115	DIAZ ROVIRA, RAYCO	34	16	18	Mc. Bajo Aragón
6	57	MUNERA LORIENTE, SERGIO	30	15	15	Pm. Oscense
7	26	ESPONA SANCHEZ, GONZALO	28	14	14	Mc. Polea SX
8	226	SEGU ROSA, XAVIER	26	13	13	Mc. Segre
9	15	SONSONA CIVERA, ALEJANDRO	24	12	12	T.S.R.
10	45	ISCLA MALLOFRE, DAVID	11	11	0	Independiente
11	30	TOLON PEREZ, MARCO	10	10	0	Mc. Fuentes
NT	99	UTERGA RODRIGO, JULEN	0	0	0	Mc. Navarra
NE	96	SERRANO GOTOR, ALEJANDRO	0	0	0	Mc. Calatayud

Pos.	Nº	Nombre	T. Punt.	1ªM	2ªM	Club
<b>MX-Sub 18</b>						
1	22	GIRONA ROCA, ALBERT	50	25	25	Mc. Segre
2	276	ROSELL ROMERO, JOAN DAVID	42	20	22	MC 3 Turons
3	277	SANTIN DE ARTIGA, ALEX	42	22	20	
4	25	FONTANALS BENAVENT, MARC	36	18	18	Mc Cubelles
5	5	ISCLA GRANDVALLET, ALEX	32	16	16	Mc. Pirineu
6	60	URGEL HERNANDO, AARON	29	14	15	Ricla Mc.
7	23	MUÑOZ DE LA PEÑA VICENTE, JUAN	29	15	14	Sinesponsor Racing
8	7	MENE MANERO, LUIS	24	12	12	Tauste Mc.
9	21	PARICIO NAVARRO, PEDRO	23	10	13	T.S.R.
10	8	SAIZ OCHOA, DIEGO	22	13	9	C.M. Epila
11	119	CANALS GAYETE, ALEIX	21	11	10	Mc. Segre
12	20	LLORENTE TOVAR, CRISTOBAL	20	9	11	Esc. R.T.S.
13	113	CALERO CHICHARRO, AIDA	16	8	8	Mc. Segre
14	196	GARCIA MARCO, ADRIAN	14	7	7	C.M. Epila

Jefe de cronometraje

Orbits

Provisional

Los Comisarios Deportivos

El Director de Carrera

El Cronametrador

Definitiva

Hora:

Hora:

Hora:



# CAMPEONATO ARAGÓN MOTOCROSS



Camp. Aragón MX, Memorial Gaibar-Mir

Clasificado por mejor tiempo de vuelta

MX3 / MX Veterano

Motorland - MX 0,000 km

Entrenos Oficiales

14/12/2014 09:30

Clasificación (15:00 Tiempo) iniciado a 9:32:18

Pos.	N°	Nombre	Mejor Tm	Dif. 1°	Total T°	En V.	Clase	Club
1	14	BAZAN GODOY, HECTOR GABRIEL	1:44.123		15:16.105	8	MX-3	Mc. Zuera
2	144	CUARTERO SANCHO, JOSE LUIS	1:44.963	0.840	16:42.523	5	MX-3	C.M. Epila
3	42	CEAMANOS DIAZ, MIGUEL ANGEL	1:45.441	1.318	15:04.745	4	MX-3	Mc. Zuera
4	111	ESPALLARGAS GIL, JESUS	1:46.141	2.018	16:14.296	7	MX-3	Mc. Bajo Aragón
5	4	BADIELLA POCA, PAU	1:46.153	2.030	15:01.252	5	MX-3	Mc. Polea SX
6	74	GARIN VERA, ADRIAN	1:46.331	2.208	16:46.176	4	MX-3	Mc. Bajo Aragón
7	11	CASAS AQUILUE, GONZALO	1:46.816	2.693	15:11.820	5	MX-3	Pm. Oscense
8	41	TORRERO RIERA, JORGE	1:47.877	3.754	16:01.426	5	MX-3	Mc. Zuera
9	25	LLUCH LIARTE, JUAN CARLOS	1:47.917	3.794	16:27.271	5	Veteranos	Mc. Zuera
10	18	PERALES SALVADOR, RAUL	1:48.371	4.248	17:02.326	8	Veteranos	T.S.R.
11	27	MONFERRER GOMEZ, TOMAS	1:48.739	4.616	15:14.109	5	MX-3	T.S.R.
12	17	RALFAS PERALES, SERGIO	1:49.554	5.431	15:52.057	4	MX-3	A.D. Cronosport
13	9	ROMERO LACUEVA, JAVIER	1:50.330	6.207	15:42.764	7	Veteranos	Mc. Bajo Aragón
14	191	SANCHEZ MARTIN, RUBEN	1:51.518	7.395	16:11.202	6	MX-3	Mc. Zuera
15	8	CASINO VELA, JOSE IGNACIO	1:53.937	9.814	16:22.367	9	MX-3	MC Vinaròs
16	13	BITRIAN LOPEZ, SAUL	1:54.354	10.231	16:33.226	9	MX-3	Pm. Oscense
17	51	CASINO VELA, EDUARDO	1:55.617	11.494	16:02.469	7	Veteranos	MC Vinaròs
18	6	BUENO NAVALPOTRO, JESUS JULIAN	1:56.794	12.671	15:39.539	5	Veteranos	Mc. Zuera
19	72	TORRES ROMERO, PABLO	1:57.577	13.454	15:51.386	7	Veteranos	Mc. Zuera
20	29	LORIENTE MARTINEZ, BORJA	1:58.093	13.970	16:44.520	5	MX-3	Pm. Oscense
21	50	GRACIA GIMENO, EMILIO JESUS	1:58.115	13.992	14:11.032	5	Veteranos	Mc. Zuera
22	47	GIMENEZ ASCASO, ALEJANDRO	1:59.718	15.595	16:37.220	5	Veteranos	Correcaminos Mc.
23	81	CASADO GARCIA, LUIS	2:03.065	18.942	15:35.033	6	MX-3	A.D.M. La Almunia
24	54	CORTELL DEBUENO, JOSE RAFAEL	2:08.900	24.777	15:38.468	5	Veteranos	Mc. Zuera
25	87	LOPEZ TRAIN, FERNANDO	2:32.430	48.307	17:10.042	2	MX-3	Independiente

Jefe de cronometraje

Orbits

Provisional

Los Comisarios Deportivos

El Director de Carrera

El Cronametrador

Definitiva

Hora:

Hora:

Hora:



## Camp. Aragón MX, Memorial Gaibar-Mir

MX3 / MX Veterano

Motorland - MX 0,000 km

Entrenos Oficiales

14/12/2014 09:30

Clasificación (15:00 Tiempo) iniciado a 9:32:18

Lap	Lap Tm	Diff	Time of Day
<b>(14) BAZAN GODOY, HECTOR GABRIEL</b>			
1			9:32:35.719
2	<b>1:44.764</b>	+0.641	9:34:20.483
3	<b>3:05.344</b>	+1:21.221	9:37:25.827
4	<b>1:46.062</b>	+1.939	9:39:11.889
5	<b>1:44.764</b>	+0.641	9:40:56.653
6	<b>3:06.481</b>	+1:22.358	9:44:03.134
7	<b>1:47.297</b>	+3.174	9:45:50.431
8	<b>1:44.123</b>		9:47:34.554

Lap	Lap Tm	Diff	Time of Day
<b>(144) CUARTERO SANCHO, JOSE LUIS</b>			
1			9:35:36.569
2	<b>1:57.240</b>	+12.277	9:37:33.809
3	<b>1:45.752</b>	+0.789	9:39:19.561
4	<b>1:56.903</b>	+11.940	9:41:16.464
5	<b>1:44.963</b>		9:43:01.427
6	<b>1:47.510</b>	+2.547	9:44:48.937
7	<b>2:12.068</b>	+27.105	9:47:01.005
8	<b>1:59.967</b>	+15.004	9:49:00.972

Lap	Lap Tm	Diff	Time of Day
<b>(42) CEAMANOS DIAZ, MIGUEL ANGEL</b>			
1			9:33:49.826
2	<b>2:03.295</b>	+17.854	9:35:53.121
3	<b>1:49.023</b>	+3.582	9:37:42.144
4	<b>1:45.441</b>		9:39:27.585
5	<b>1:59.598</b>	+14.157	9:41:27.183
6	<b>1:58.764</b>	+13.323	9:43:25.947
7	<b>2:01.164</b>	+15.723	9:45:27.111
8	<b>1:56.083</b>	+10.642	9:47:23.194

Lap	Lap Tm	Diff	Time of Day
<b>(111) ESPALLARGAS GIL, JESUS</b>			
1			9:33:20.188
2	<b>1:51.981</b>	+5.840	9:35:12.169
3	<b>1:48.144</b>	+2.003	9:37:00.313
4	<b>1:49.386</b>	+3.245	9:38:49.699
5	<b>1:49.093</b>	+2.952	9:40:38.792
6	<b>2:33.928</b>	+47.787	9:43:12.720
7	<b>1:46.141</b>		9:44:58.861
8	<b>1:46.345</b>	+0.204	9:46:45.206
9	<b>1:47.539</b>	+1.398	9:48:32.745

Lap	Lap Tm	Diff	Time of Day
<b>(4) BADIELLA POCA, PAU</b>			
1			9:33:13.996
2	<b>2:03.842</b>	+17.689	9:35:17.838
3	<b>1:54.438</b>	+8.285	9:37:12.276
4	<b>2:04.211</b>	+18.058	9:39:16.487
5	<b>1:46.153</b>		9:41:02.640
6	<b>1:48.185</b>	+2.032	9:42:50.825
7	<b>2:20.577</b>	+34.424	9:45:11.402
8	<b>2:08.299</b>	+22.146	9:47:19.701

Lap	Lap Tm	Diff	Time of Day
<b>(74) GARIN VERA, ADRIAN</b>			
1			9:34:11.281
2	<b>1:49.766</b>	+3.435	9:36:01.047
3	<b>1:47.367</b>	+1.036	9:37:48.414
4	<b>1:46.331</b>		9:39:34.745
5	<b>1:46.678</b>	+0.347	9:41:21.423
6	<b>1:46.720</b>	+0.389	9:43:08.143
7	<b>1:47.109</b>	+0.778	9:44:55.252
8	<b>2:06.070</b>	+19.739	9:47:01.322
9	<b>2:03.303</b>	+16.972	9:49:04.625

Lap	Lap Tm	Diff	Time of Day
<b>(11) CASAS AQUILUE, GONZALO</b>			
1			9:38:00.031
2	<b>1:56.132</b>	+9.316	9:39:56.163

Lap	Lap Tm	Diff	Time of Day
3	<b>1:48.127</b>	+1.311	9:41:44.290
4	<b>1:48.269</b>	+1.453	9:43:32.559
5	<b>1:46.816</b>		9:45:19.375
6	<b>2:10.894</b>	+24.078	9:47:30.269

Lap	Lap Tm	Diff	Time of Day
<b>(41) TORRERO RIERA, JORGE</b>			
1			9:33:31.426
2	<b>1:59.993</b>	+12.116	9:35:31.419
3	<b>1:50.934</b>	+3.057	9:37:22.353
4	<b>1:49.109</b>	+1.232	9:39:11.462
5	<b>1:47.877</b>		9:40:59.339
6	<b>1:52.266</b>	+4.389	9:42:51.605
7	<b>1:48.884</b>	+1.007	9:44:40.489
8	<b>1:49.984</b>	+2.107	9:46:30.473
9	<b>1:49.402</b>	+1.525	9:48:19.875

Lap	Lap Tm	Diff	Time of Day
<b>(25) LLUCH LIARTE, JUAN CARLOS</b>			
1			9:33:39.789
2	<b>1:52.974</b>	+5.057	9:35:32.763
3	<b>1:50.456</b>	+2.539	9:37:23.219
4	<b>1:49.829</b>	+1.912	9:39:13.048
5	<b>1:47.917</b>		9:41:00.965
6	<b>1:51.529</b>	+3.612	9:42:52.494
7	<b>1:50.815</b>	+2.898	9:44:43.309
8	<b>1:55.961</b>	+8.044	9:46:39.270
9	<b>2:06.450</b>	+18.533	9:48:45.720

Lap	Lap Tm	Diff	Time of Day
<b>(18) PERALES SALVADOR, RAUL</b>			
1			9:33:56.746
2	<b>2:03.841</b>	+15.470	9:36:00.587
3	<b>1:55.368</b>	+6.997	9:37:55.955
4	<b>1:52.309</b>	+3.938	9:39:48.264
5	<b>1:50.399</b>	+2.028	9:41:38.663
6	<b>1:50.209</b>	+1.838	9:43:28.872
7	<b>1:49.132</b>	+0.761	9:45:18.004
8	<b>1:48.371</b>		9:47:06.375
9	<b>2:14.400</b>	+26.029	9:49:20.775

Lap	Lap Tm	Diff	Time of Day
<b>(27) MONFERRER GOMEZ, TOMAS</b>			
1			9:32:24.663
2	<b>1:51.137</b>	+2.398	9:34:15.800
3	<b>1:51.072</b>	+2.333	9:36:06.872
4	<b>1:49.534</b>	+0.795	9:37:56.406
5	<b>1:48.739</b>		9:39:45.145
6	<b>2:50.351</b>	+1:01.612	9:42:35.496
7	<b>2:40.025</b>	+51.286	9:45:15.521
8	<b>2:17.037</b>	+28.298	9:47:32.558

Lap	Lap Tm	Diff	Time of Day
<b>(17) RALFAS PERALES, SERGIO</b>			
1			9:34:24.078
2	<b>1:54.820</b>	+5.266	9:36:18.898
3	<b>1:50.634</b>	+1.080	9:38:09.532
4	<b>1:49.554</b>		9:39:59.086
5	<b>1:52.259</b>	+2.705	9:41:51.345
6	<b>1:53.419</b>	+3.865	9:43:44.764
7	<b>2:36.128</b>	+46.574	9:46:20.892
8	<b>1:49.614</b>	+0.060	9:48:10.506

Lap	Lap Tm	Diff	Time of Day
<b>(9) ROMERO LACUEVA, JAVIER</b>			
1			9:32:48.867
2	<b>1:53.444</b>	+3.114	9:34:42.311
3	<b>1:55.697</b>	+5.367	9:36:38.008
4	<b>1:58.421</b>	+8.091	9:38:36.429
5	<b>1:50.730</b>	+0.400	9:40:27.159
6	<b>1:55.735</b>	+5.405	9:42:22.894
7	<b>1:50.330</b>		9:44:13.224

Lap	Lap Tm	Diff	Time of Day
8	<b>1:57.652</b>	+7.322	9:46:10.876
9	<b>1:50.337</b>	+0.007	9:48:01.213

Lap	Lap Tm	Diff	Time of Day
<b>(191) SANCHEZ MARTIN, RUBEN</b>			
1			9:33:15.625
2	<b>2:01.217</b>	+9.699	9:35:16.842
3	<b>1:54.847</b>	+3.329	9:37:11.689
4	<b>1:54.404</b>	+2.886	9:39:06.093
5	<b>1:52.876</b>	+1.358	9:40:58.969
6	<b>1:51.518</b>		9:42:50.487
7	<b>1:52.681</b>	+1.163	9:44:43.168
8	<b>1:54.889</b>	+3.371	9:46:38.057
9	<b>1:51.594</b>	+0.076	9:48:29.651

Lap	Lap Tm	Diff	Time of Day
<b>(8) CASINO VELA, JOSE IGNACIO</b>			
1			9:32:40.752
2	<b>2:00.496</b>	+6.559	9:34:41.248
3	<b>1:58.748</b>	+4.811	9:36:39.996
4	<b>2:17.602</b>	+23.665	9:38:57.598
5	<b>1:54.394</b>	+0.457	9:40:51.992
6	<b>2:01.962</b>	+8.025	9:42:53.954
7	<b>1:54.560</b>	+0.623	9:44:48.514
8	<b>1:58.365</b>	+4.428	9:46:46.879
9	<b>1:53.937</b>		9:48:40.816

Lap	Lap Tm	Diff	Time of Day
<b>(13) BITRIAN LOPEZ, SAUL</b>			
1			9:32:36.061
2	<b>2:09.189</b>	+14.835	9:34:45.250
3	<b>1:57.429</b>	+3.075	9:36:42.679
4	<b>2:04.561</b>	+10.207	9:38:47.240
5	<b>2:07.430</b>	+13.076	9:40:54.670
6	<b>2:11.730</b>	+17.376	9:43:06.400
7	<b>1:55.953</b>	+1.599	9:45:02.353
8	<b>1:54.968</b>	+0.614	9:46:57.321
9	<b>1:54.354</b>		9:48:51.675

Lap	Lap Tm	Diff	Time of Day
<b>(51) CASINO VELA, EDUARDO</b>			
1			9:32:41.890
2	<b>2:01.868</b>	+6.251	9:34:43.758
3	<b>1:56.440</b>	+0.823	9:36:40.198
4	<b>1:57.324</b>	+1.707	9:38:37.522
5	<b>1:57.234</b>	+1.617	9:40:34.756
6	<b>1:55.722</b>	+0.105	9:42:30.478
7	<b>1:55.617</b>		9:44:26.095
8	<b>1:56.805</b>	+1.188	9:46:22.900
9	<b>1:58.018</b>	+2.401	9:48:20.918

Lap	Lap Tm	Diff	Time of Day
<b>(6) BUENO NAVALPOTRO, JESUS JULIAN</b>			
1			9:32:33.220
2	<b>2:13.864</b>	+17.070	9:34:47.084
3	<b>2:03.268</b>	+6.474	9:36:50.352
4	<b>1:58.722</b>	+1.928	9:38:49.074
5	<b>1:56.794</b>		9:40:45.868
6	<b>3:14.193</b>	+1:17.399	9:44:00.061
7	<b>1:59.917</b>	+3.123	9:45:59.978
8	<b>1:58.010</b>	+1.216	9:47:57.988

Lap	Lap Tm	Diff	Time of Day
<b>(72) TORRES ROMERO, PABLO</b>			
1			9:34:03.283
2	<b>2:01.831</b>	+4.254	9:36:05.114
3	<b>1:58.720</b>	+1.143	9:38:03.834
4	<b>2:01.567</b>	+3.990	9:40:05.401
5	<b>2:01.184</b>	+3.607	9:42:06.585
6	<b>2:05.590</b>	+8.013	9:44:12.175
7	<b>1:57.577</b>		9:46:09.752
8	<b>2:00.083</b>	+2.506	9:48:09.835

Jefe de cronometraje

Orbits

Provisional

## Camp. Aragón MX, Memorial Gaibar-Mir

MX3 / MX Veterano

Motorland - MX 0,000 km

Entrenos Oficiales

14/12/2014 09:30

Clasificación (15:00 Tiempo) iniciado a 9:32:18

Lap	Lap Tm	Diff	Time of Day
<b>(29) LORIENTE MARTINEZ, BORJA</b>			
1			9:36:56.943
2	<b>2:02.899</b>	+4.806	9:38:59.842
3	<b>1:58.262</b>	+0.169	9:40:58.104
4	<b>2:00.425</b>	+2.332	9:42:58.529
5	<b>1:58.093</b>		9:44:56.622
6	<b>2:01.951</b>	+3.858	9:46:58.573
7	<b>2:04.396</b>	+6.303	9:49:02.969

Lap	Lap Tm	Diff	Time of Day
<b>(50) GRACIA GIMENO, EMILIO JESUS</b>			
1			9:32:24.599
2	<b>2:08.522</b>	+10.407	9:34:33.121
3	<b>2:03.458</b>	+5.343	9:36:36.579
4	<b>1:58.977</b>	+0.862	9:38:35.556
5	<b>1:58.115</b>		9:40:33.671
6	<b>1:59.093</b>	+0.978	9:42:32.764
7	<b>1:58.525</b>	+0.410	9:44:31.289
8	<b>1:58.192</b>	+0.077	9:46:29.481

Lap	Lap Tm	Diff	Time of Day
<b>(47) GIMENEZ ASCASO, ALEJANDRO</b>			
1			9:32:28.200
2	<b>2:07.091</b>	+7.373	9:34:35.291
3	<b>2:02.113</b>	+2.395	9:36:37.404
4	<b>2:02.914</b>	+3.196	9:38:40.318
5	<b>1:59.718</b>		9:40:40.036
6	<b>2:00.435</b>	+0.717	9:42:40.471
7	<b>2:02.072</b>	+2.354	9:44:42.543
8	<b>2:11.621</b>	+11.903	9:46:54.164
9	<b>2:01.505</b>	+1.787	9:48:55.669

Lap	Lap Tm	Diff	Time of Day
<b>(81) CASADO GARCIA, LUIS</b>			
1			9:35:07.544
2	<b>2:20.263</b>	+17.198	9:37:27.807
3	<b>2:05.489</b>	+2.424	9:39:33.296
4	<b>2:07.341</b>	+4.276	9:41:40.637
5	<b>2:05.960</b>	+2.895	9:43:46.597
6	<b>2:03.065</b>		9:45:49.662
7	<b>2:03.820</b>	+0.755	9:47:53.482

Lap	Lap Tm	Diff	Time of Day
<b>(54) CORTELL DEBUENO, JOSE RAFAEL</b>			
1			9:32:38.233
2	<b>2:15.313</b>	+6.413	9:34:53.546
3	<b>2:11.909</b>	+3.009	9:37:05.455
4	<b>2:10.717</b>	+1.817	9:39:16.172
5	<b>2:08.900</b>		9:41:25.072
6	<b>2:11.280</b>	+2.380	9:43:36.352
7	<b>2:10.745</b>	+1.845	9:45:47.097
8	<b>2:09.820</b>	+0.920	9:47:56.917

Lap	Lap Tm	Diff	Time of Day
<b>(87) LOPEZ TRAIN, FERNANDO</b>			
1			9:41:46.291
2	<b>2:32.430</b>		9:44:18.721
3	<b>2:34.749</b>	+2.319	9:46:53.470
4	<b>2:35.021</b>	+2.591	9:49:28.491

Jefe de cronometraje

Orbits

Provisional

Los Comisarios Deportivos

El Director de Carrera

El Cronametrador

Definitiva

Hora:

Hora:

Hora:

# CAMPEONATO ARAGÓN MOTOCROSS



Camp. Aragón MX, Memorial Gaibar-Mir

Clasificado por vueltas

MX3 / MX Veterano

Motorland - MX 0,000 km

Primera Manga

14/12/2014 11:05

Carrera (20:00 y 2 Vueltas) iniciado a 11:05:56

Pos.	Nº	Nombre	Vts.	Total Tº	Dif.1º	Mejor Tm	Club
1	14	BAZAN GODOY, HECTOR GABRIEL	14	24:54.939		1:44.557	Mc. Zuera
2	144	CUARTERO SANCHO, JOSE LUIS	14	24:58.973	4.034	1:44.368	C.M. Epila
3	111	ESPALLARGAS GIL, JESUS	14	25:06.030	11.091	1:45.380	Mc. Bajo Aragón
4	4	BADIELLA POCA, PAU	14	25:10.067	15.128	1:44.440	Mc. Polea SX
5	42	CEAMANOS DIAZ, MIGUEL ANGEL	14	25:13.315	18.376	1:44.964	Mc. Zuera
6	74	GARIN VERA, ADRIAN	14	25:24.312	29.373	1:45.649	Mc. Bajo Aragón
7	25	LLUCH LIARTE, JUAN CARLOS	14	25:39.452	44.513	1:47.617	Mc. Zuera
8	9	ROMERO LACUEVA, JAVIER	14	26:04.228	1:09.289	1:49.456	Mc. Bajo Aragón
9	191	SANCHEZ MARTIN, RUBEN	14	26:04.897	1:09.958	1:49.402	Mc. Zuera
10	27	MONFERRER GOMEZ, TOMAS	14	26:12.773	1:17.834	1:48.554	T.S.R.
11	18	PERALES SALVADOR, RAUL	14	26:23.744	1:28.805	1:49.547	T.S.R.
12	8	CASINO VELA, JOSE IGNACIO	14	26:25.162	1:30.223	1:51.147	MC Vinaròs
13	51	CASINO VELA, EDUARDO	13	24:57.641	1 Vuelta	1:51.507	MC Vinaròs
14	17	RALFAS PERALES, SERGIO	13	24:59.373	1 Vuelta	1:49.963	A.D. Cronosport
15	41	TORRERO RIERA, JORGE	13	25:08.302	1 Vuelta	1:47.514	Mc. Zuera
16	13	BITRIAN LOPEZ, SAUL	13	25:08.827	1 Vuelta	1:49.506	Pm. Oscense
17	50	GRACIA GIMENO, EMILIO JESUS	13	25:38.191	1 Vuelta	1:55.706	Mc. Zuera
18	29	LORIENTE MARTINEZ, BORJA	13	25:43.442	1 Vuelta	1:51.757	Pm. Oscense
19	11	CASAS AQUILUE, GONZALO	13	25:46.276	1 Vuelta	1:49.110	Pm. Oscense
20	81	CASADO GARCIA, LUIS	13	26:29.487	1 Vuelta	1:57.611	A.D.M. La Almunia
21	6	BUENO NAVALPOTRO, JESUS JULIAN	13	26:48.826	1 Vuelta	1:53.921	Mc. Zuera
22	72	TORRES ROMERO, PABLO	13	27:13.405	1 Vuelta	2:00.030	Mc. Zuera
23	54	CORTELL DEBUENO, JOSE RAFAEL	12	25:15.726	2 Vueltas	2:02.532	Mc. Zuera
24	47	GIMENEZ ASCASO, ALEJANDRO	12	25:23.321	2 Vueltas	2:00.549	Correcaminos Mc.
25	87	LOPEZ TRAIN, FERNANDO	11	25:57.313	3 Vueltas	2:18.195	Independiente

Márgen de victoria	Velocidad media	Mejor tº de vuelta	Mejor Vel.	Mejor vuelta para
4.034	-	1:44.368	-	144 - CUARTERO SANCHO, JOSE

Jefe de cronometraje			Orbits
<input type="checkbox"/> Provisional	Los Comisarios Deportivos	El Director de Carrera	El Cronametrador
<input type="checkbox"/> Definitiva	Hora:	Hora:	Hora:





## Camp. Aragón MX, Memorial Gaibar-Mir

MX3 / MX Veterano

Motorland - MX 0,000 km

Primera Manga

14/12/2014 11:05

Carrera (20:00 y 2 Vueltas) iniciado a 11:05:56

Lap	Lap Tm	Diff	Time of Day
<b>(14) BAZAN GODOY, HECTOR GABRIEL</b>			
1	<b>1:44.557</b>		11:07:46.180
2	<b>1:46.054</b>	+1.497	11:09:32.234
3	<b>1:52.351</b>	+7.794	11:11:24.585
4	<b>1:45.404</b>	+0.847	11:13:09.989
5	<b>1:46.129</b>	+1.572	11:14:56.118
6	<b>1:45.457</b>	+0.900	11:16:41.575
7	<b>1:46.613</b>	+2.056	11:18:28.188
8	<b>1:46.674</b>	+2.117	11:20:14.862
9	<b>1:46.325</b>	+1.768	11:22:01.187
10	<b>1:44.992</b>	+0.435	11:23:46.179
11	<b>1:47.546</b>	+2.989	11:25:33.725
12	<b>1:45.669</b>	+1.112	11:27:19.394
13	<b>1:45.581</b>	+1.024	11:29:04.975
14	<b>1:46.423</b>	+1.866	11:30:51.398

Lap	Lap Tm	Diff	Time of Day
<b>(144) CUARTERO SANCHO, JOSE LUIS</b>			
1	<b>1:45.400</b>	+1.032	11:07:46.952
2	<b>1:44.938</b>	+0.570	11:09:31.890
3	<b>1:44.368</b>		11:11:16.258
4	<b>1:46.470</b>	+2.102	11:13:02.728
5	<b>1:48.853</b>	+4.485	11:14:51.581
6	<b>1:48.328</b>	+3.960	11:16:39.909
7	<b>1:46.307</b>	+1.939	11:18:26.216
8	<b>1:45.997</b>	+1.629	11:20:12.213
9	<b>1:46.568</b>	+2.200	11:21:58.781
10	<b>1:46.378</b>	+2.010	11:23:45.159
11	<b>1:47.195</b>	+2.827	11:25:32.354
12	<b>1:46.008</b>	+1.640	11:27:18.362
13	<b>1:48.747</b>	+4.379	11:29:07.109
14	<b>1:48.323</b>	+3.955	11:30:55.432

Lap	Lap Tm	Diff	Time of Day
<b>(111) ESPALLARGAS GIL, JESUS</b>			
1	<b>1:51.007</b>	+5.627	11:07:52.699
2	<b>1:45.380</b>		11:09:38.079
3	<b>1:45.701</b>	+0.321	11:11:23.780
4	<b>1:47.439</b>	+2.059	11:13:11.219
5	<b>1:46.434</b>	+1.054	11:14:57.653
6	<b>1:45.778</b>	+0.398	11:16:43.431
7	<b>1:46.590</b>	+1.210	11:18:30.021
8	<b>1:45.992</b>	+0.612	11:20:16.013
9	<b>1:48.394</b>	+3.014	11:22:04.407
10	<b>1:45.590</b>	+0.210	11:23:49.997
11	<b>1:48.122</b>	+2.742	11:25:38.119
12	<b>1:46.827</b>	+1.447	11:27:24.946
13	<b>1:47.994</b>	+2.614	11:29:12.940
14	<b>1:49.549</b>	+4.169	11:31:02.489

Lap	Lap Tm	Diff	Time of Day
<b>(4) BADIELLA POCA, PAU</b>			
1	<b>1:50.033</b>	+5.593	11:07:51.697
2	<b>1:45.022</b>	+0.582	11:09:36.719
3	<b>1:44.440</b>		11:11:21.159
4	<b>1:46.348</b>	+1.908	11:13:07.507
5	<b>1:46.125</b>	+1.685	11:14:53.632
6	<b>1:44.504</b>	+0.064	11:16:38.136
7	<b>1:45.346</b>	+0.906	11:18:23.482
8	<b>1:46.770</b>	+2.330	11:20:10.252
9	<b>1:46.877</b>	+2.437	11:21:57.129
10	<b>1:46.648</b>	+2.208	11:23:43.777
11	<b>1:46.145</b>	+1.705	11:25:29.922
12	<b>1:57.768</b>	+13.328	11:27:27.690
13	<b>1:49.546</b>	+5.106	11:29:17.236
14	<b>1:49.290</b>	+4.850	11:31:06.526

<b>(42) CEAMANOS DIAZ, MIGUEL ANGEL</b>			
---	--	--	--

Lap	Lap Tm	Diff	Time of Day
1	<b>1:46.116</b>	+1.152	11:07:47.644
2	<b>1:45.228</b>	+0.264	11:09:32.872
3	<b>1:45.773</b>	+0.809	11:11:18.645
4	<b>1:44.964</b>		11:13:03.609
5	<b>1:49.234</b>	+4.270	11:14:52.843
6	<b>1:47.903</b>	+2.939	11:16:40.746
7	<b>1:46.739</b>	+1.775	11:18:27.485
8	<b>1:46.663</b>	+1.699	11:20:14.148
9	<b>1:49.018</b>	+4.054	11:22:03.166
10	<b>1:46.589</b>	+1.625	11:23:49.755
11	<b>1:49.138</b>	+4.174	11:25:38.893
12	<b>1:50.749</b>	+5.785	11:27:29.642
13	<b>1:50.123</b>	+5.159	11:29:19.765
14	<b>1:50.009</b>	+5.045	11:31:09.774

Lap	Lap Tm	Diff	Time of Day
<b>(74) GARIN VERA, ADRIAN</b>			
1	<b>1:53.148</b>	+7.499	11:07:55.226
2	<b>1:47.529</b>	+1.880	11:09:42.755
3	<b>1:48.058</b>	+2.409	11:11:30.813
4	<b>1:45.808</b>	+0.159	11:13:16.621
5	<b>1:45.649</b>		11:15:02.270
6	<b>1:48.209</b>	+2.560	11:16:50.479
7	<b>1:47.605</b>	+1.956	11:18:38.084
8	<b>1:49.210</b>	+3.561	11:20:27.294
9	<b>1:49.119</b>	+3.470	11:22:16.413
10	<b>1:47.729</b>	+2.080	11:24:04.142
11	<b>1:49.967</b>	+4.318	11:25:54.109
12	<b>1:48.499</b>	+2.850	11:27:42.608
13	<b>1:49.369</b>	+3.720	11:29:31.977
14	<b>1:48.794</b>	+3.145	11:31:20.771

Lap	Lap Tm	Diff	Time of Day
<b>(25) LLUCH LIARTE, JUAN CARLOS</b>			
1	<b>1:51.459</b>	+3.842	11:07:53.203
2	<b>1:47.617</b>		11:09:40.820
3	<b>1:47.833</b>	+0.216	11:11:28.653
4	<b>1:47.734</b>	+0.117	11:13:16.387
5	<b>1:48.992</b>	+1.375	11:15:05.379
6	<b>1:49.058</b>	+1.441	11:16:54.437
7	<b>1:47.746</b>	+0.129	11:18:42.183
8	<b>1:48.942</b>	+1.325	11:20:31.125
9	<b>1:49.451</b>	+1.834	11:22:20.576
10	<b>1:49.724</b>	+2.107	11:24:10.300
11	<b>1:50.899</b>	+3.282	11:26:01.199
12	<b>1:52.044</b>	+4.427	11:27:53.243
13	<b>1:51.290</b>	+3.673	11:29:44.533
14	<b>1:51.378</b>	+3.761	11:31:35.911

Lap	Lap Tm	Diff	Time of Day
<b>(9) ROMERO LACUEVA, JAVIER</b>			
1	<b>1:50.873</b>	+1.417	11:07:52.695
2	<b>1:49.862</b>	+0.406	11:09:42.557
3	<b>1:50.433</b>	+0.977	11:11:32.990
4	<b>1:50.219</b>	+0.763	11:13:23.209
5	<b>1:51.949</b>	+2.493	11:15:15.158
6	<b>1:49.456</b>		11:17:04.614
7	<b>1:50.278</b>	+0.822	11:18:54.892
8	<b>1:50.922</b>	+1.466	11:20:45.814
9	<b>1:55.024</b>	+5.568	11:22:40.838
10	<b>1:53.104</b>	+3.648	11:24:33.942
11	<b>1:51.210</b>	+1.754	11:26:25.152
12	<b>1:51.738</b>	+2.282	11:28:16.890
13	<b>1:51.696</b>	+2.240	11:30:08.586
14	<b>1:52.101</b>	+2.645	11:32:00.687

<b>(191) SANCHEZ MARTIN, RUBEN</b>			
1	<b>1:55.295</b>	+5.893	11:07:57.173
2	<b>1:51.319</b>	+1.917	11:09:48.492

Lap	Lap Tm	Diff	Time of Day
3	<b>1:51.185</b>	+1.783	11:11:39.677
4	<b>1:52.456</b>	+3.054	11:13:32.133
5	<b>1:51.623</b>	+2.221	11:15:23.756
6	<b>1:49.488</b>	+0.086	11:17:13.244
7	<b>1:49.402</b>		11:19:02.646
8	<b>1:50.326</b>	+0.924	11:20:52.972
9	<b>1:51.795</b>	+2.393	11:22:44.767
10	<b>1:52.016</b>	+2.614	11:24:36.783
11	<b>1:50.899</b>	+1.497	11:26:27.682
12	<b>1:50.562</b>	+1.160	11:28:18.244
13	<b>1:51.855</b>	+2.453	11:30:10.099
14	<b>1:51.257</b>	+1.855	11:32:01.356

Lap	Lap Tm	Diff	Time of Day
<b>(27) MONFERRER GOMEZ, TOMAS</b>			
1	<b>1:48.554</b>		11:07:50.196
2	<b>1:50.126</b>	+1.572	11:09:40.322
3	<b>1:50.095</b>	+1.541	11:11:30.417
4	<b>1:51.388</b>	+2.834	11:13:21.805
5	<b>1:52.936</b>	+4.382	11:15:14.741
6	<b>1:52.007</b>	+3.453	11:17:06.748
7	<b>1:54.463</b>	+5.909	11:19:01.211
8	<b>1:52.234</b>	+3.680	11:20:53.445
9	<b>1:51.116</b>	+2.562	11:22:44.561
10	<b>1:52.661</b>	+4.107	11:24:37.222
11	<b>1:57.428</b>	+8.874	11:26:34.650
12	<b>1:51.448</b>	+2.894	11:28:26.098
13	<b>1:51.934</b>	+3.380	11:30:18.032
14	<b>1:51.200</b>	+2.646	11:32:09.232

Lap	Lap Tm	Diff	Time of Day
<b>(18) PERALES SALVADOR, RAUL</b>			
1	<b>1:58.751</b>	+9.204	11:08:00.348
2	<b>1:49.547</b>		11:09:49.895
3	<b>1:51.262</b>	+1.715	11:11:41.157
4	<b>1:51.852</b>	+2.305	11:13:33.009
5	<b>1:53.607</b>	+4.060	11:15:26.616
6	<b>1:51.238</b>	+1.691	11:17:17.854
7	<b>1:51.118</b>	+1.571	11:19:08.972
8	<b>1:53.312</b>	+3.765	11:21:02.284
9	<b>1:52.645</b>	+3.098	11:22:54.929
10	<b>1:54.696</b>	+5.149	11:24:49.625
11	<b>1:52.564</b>	+3.017	11:26:42.189
12	<b>1:52.489</b>	+2.942	11:28:34.678
13	<b>1:53.214</b>	+3.667	11:30:27.892
14	<b>1:52.311</b>	+2.764	11:32:20.203

Lap	Lap Tm	Diff	Time of Day
<b>(8) CASINO VELA, JOSE IGNACIO</b>			
1	<b>1:57.497</b>	+6.350	11:07:59.536
2	<b>1:53.248</b>	+2.101	11:09:52.784
3	<b>1:52.502</b>	+1.355	11:11:45.286
4	<b>1:51.214</b>	+0.067	11:13:36.500
5	<b>1:53.217</b>	+2.070	11:15:29.717
6	<b>1:52.280</b>	+1.133	11:17:21.997
7	<b>1:52.581</b>	+1.434	11:19:14.578
8	<b>1:51.147</b>		11:21:05.725
9	<b>1:51.570</b>	+0.423	11:22:57.295
10	<b>1:53.639</b>	+2.492	11:24:50.934
11	<b>1:53.705</b>	+2.558	11:26:44.639
12	<b>1:53.147</b>	+2.000	11:28:37.786
13	<b>1:51.453</b>	+0.306	11:30:29.239
14	<b>1:52.382</b>	+1.235	11:32:21.621

<b>(51) CASINO VELA, EDUARDO</b>			
1	<b>1:52.826</b>	+1.319	11:07:54.816
2	<b>1:52.021</b>	+0.514	11:09:46.837
3	<b>1:51.507</b>		11:11:38.344
4	<b>1:53.288</b>	+1.781	11:13:31.632

Jefe de cronometraje

Provisional

Los Comisarios Deportivos

Definitiva

Hora:

El Director de Carrera

Hora:

El Cronametrador

Hora:

Orbits



## Camp. Aragón MX, Memorial Gaibar-Mir

MX3 / MX Veterano

Motorland - MX 0,000 km

Primera Manga

14/12/2014 11:05

Carrera (20:00 y 2 Vueltas) iniciado a 11:05:56

Lap	Lap Tm	Diff	Time of Day
5	1:53.634	+2.127	11:15:25.266
6	1:54.705	+3.198	11:17:19.971
7	1:53.871	+2.364	11:19:13.842
8	1:54.653	+3.146	11:21:08.495
9	1:57.867	+6.360	11:23:06.362
10	1:56.840	+5.333	11:25:03.202
11	1:55.972	+4.465	11:26:59.174
12	1:56.270	+4.763	11:28:55.444
13	1:58.656	+7.149	11:30:54.100

(17) RALFAS PERALES, SERGIO

1	1:53.300	+3.337	11:07:56.172
2	1:51.043	+1.080	11:09:47.215
3	1:51.504	+1.541	11:11:38.719
4	1:49.963		11:13:28.682
5	1:51.792	+1.829	11:15:20.474
6	1:52.107	+2.144	11:17:12.581
7	1:53.936	+3.973	11:19:06.517
8	1:55.104	+5.141	11:21:01.621
9	1:51.548	+1.585	11:22:53.169
10	1:56.768	+6.805	11:24:49.937
11	1:56.288	+6.325	11:26:46.225
12	1:57.431	+7.468	11:28:43.656
13	2:12.176	+22.213	11:30:55.832

(41) TORRERO RIERA, JORGE

1	1:49.032	+1.518	11:07:51.294
2	2:31.481	+43.967	11:10:22.775
3	1:48.124	+0.610	11:12:10.899
4	1:48.964	+1.450	11:13:59.863
5	1:47.514		11:15:47.377
6	2:26.620	+39.106	11:18:13.997
7	1:49.839	+2.325	11:20:03.836
8	1:47.836	+0.322	11:21:51.672
9	1:50.316	+2.802	11:23:41.988
10	1:51.509	+3.995	11:25:33.497
11	1:50.730	+3.216	11:27:24.227
12	1:52.250	+4.736	11:29:16.477
13	1:48.284	+0.770	11:31:04.761

(13) BITRIAN LOPEZ, SAUL

1	2:00.445	+10.939	11:08:02.703
2	1:53.837	+4.331	11:09:56.540
3	1:49.506		11:11:46.046
4	1:52.527	+3.021	11:13:38.573
5	1:54.116	+4.610	11:15:32.689
6	1:53.627	+4.121	11:17:26.316
7	1:54.769	+5.263	11:19:21.085
8	1:55.223	+5.717	11:21:16.308
9	1:56.930	+7.424	11:23:13.238
10	1:57.807	+8.301	11:25:11.045
11	1:57.060	+7.554	11:27:08.105
12	1:58.236	+8.730	11:29:06.341
13	1:58.945	+9.439	11:31:05.286

(50) GRACIA GIMENO, EMILIO JESUS

1	2:02.413	+6.707	11:08:05.067
2	1:56.339	+0.633	11:10:01.406
3	1:55.706		11:11:57.112
4	1:56.957	+1.251	11:13:54.069
5	1:58.151	+2.445	11:15:52.220
6	1:59.318	+3.612	11:17:51.538
7	1:56.682	+0.976	11:19:48.220
8	1:57.257	+1.551	11:21:45.477
9	1:57.965	+2.259	11:23:43.442
10	1:58.864	+3.158	11:25:42.306

Lap	Lap Tm	Diff	Time of Day
11	1:57.803	+2.097	11:27:40.109
12	1:57.619	+1.913	11:29:37.728
13	1:56.922	+1.216	11:31:34.650

(29) LORIENTE MARTINEZ, BORJA

1	1:56.887	+5.130	11:07:58.692
2	1:53.479	+1.722	11:09:52.171
3	1:51.757		11:11:43.928
4	1:56.318	+4.561	11:13:40.246
5	1:55.953	+4.196	11:15:36.199
6	1:56.244	+4.487	11:17:32.443
7	1:58.605	+6.848	11:19:31.048
8	1:59.220	+7.463	11:21:30.268
9	1:58.082	+6.325	11:23:28.350
10	2:03.615	+11.858	11:25:31.965
11	2:03.008	+11.251	11:27:34.973
12	2:01.851	+10.094	11:29:36.824
13	2:03.077	+11.320	11:31:39.901

(11) CASAS AQUILUE, GONZALO

1	1:53.989	+4.879	11:07:56.010
2	1:50.054	+0.944	11:09:46.064
3	1:53.853	+4.743	11:11:39.917
4	1:49.110		11:13:29.027
5	1:52.671	+3.561	11:15:21.698
6	1:59.577	+10.467	11:17:21.275
7	2:05.678	+16.568	11:19:26.953
8	2:00.659	+11.549	11:21:27.612
9	1:59.948	+10.838	11:23:27.560
10	2:02.235	+13.125	11:25:29.795
11	2:08.484	+19.374	11:27:38.279
12	2:03.799	+14.689	11:29:42.078
13	2:00.657	+11.547	11:31:42.735

(81) CASADO GARCIA, LUIS

1	2:01.014	+3.403	11:08:02.786
2	2:00.248	+2.637	11:10:03.034
3	1:57.611		11:12:00.645
4	1:58.727	+1.116	11:13:59.372
5	2:00.335	+2.724	11:15:59.707
6	2:00.437	+2.826	11:18:00.144
7	2:02.334	+4.723	11:20:02.478
8	2:04.308	+6.697	11:22:06.786
9	2:02.051	+4.440	11:24:08.837
10	2:03.956	+6.345	11:26:12.793
11	2:03.555	+5.944	11:28:16.348
12	2:03.556	+5.945	11:30:19.904
13	2:06.042	+8.431	11:32:25.946

(6) BUENO NAVALPOTRO, JESUS JULIAN

1	3:01.981	+1:08.060	11:09:04.888
2	1:57.959	+4.038	11:11:02.847
3	1:56.912	+2.991	11:12:59.759
4	1:57.437	+3.516	11:14:57.196
5	1:56.922	+3.001	11:16:54.118
6	1:54.377	+0.456	11:18:48.495
7	1:53.921		11:20:42.416
8	1:59.804	+5.883	11:22:42.220
9	2:00.362	+6.441	11:24:42.582
10	1:59.223	+5.302	11:26:41.805
11	2:01.434	+7.513	11:28:43.239
12	2:01.157	+7.236	11:30:44.396
13	2:00.889	+6.968	11:32:45.285

(72) TORRES ROMERO, PABLO

1	2:05.069	+5.039	11:08:07.804
---	----------	--------	--------------

Lap	Lap Tm	Diff	Time of Day
2	2:00.375	+0.345	11:10:08.179
3	2:01.181	+1.151	11:12:09.360
4	2:21.422	+21.392	11:14:30.782
5	2:01.206	+1.176	11:16:31.988
6	2:03.287	+3.257	11:18:35.275
7	2:01.653	+1.623	11:20:36.928
8	2:00.586	+0.556	11:22:37.514
9	2:03.337	+3.307	11:24:40.851
10	2:00.030		11:26:40.881
11	2:01.442	+1.412	11:28:42.323
12	2:01.381	+1.351	11:30:43.704
13	2:26.160	+26.130	11:33:09.864

(54) CORTELL DEBUENO, JOSE RAFAEL

1	2:06.488	+3.956	11:08:08.285
2	2:04.005	+1.473	11:10:12.290
3	2:02.532		11:12:14.822
4	2:05.197	+2.665	11:14:20.019
5	2:03.215	+0.683	11:16:23.234
6	2:08.828	+6.296	11:18:32.062
7	2:06.769	+4.237	11:20:38.831
8	2:05.305	+2.773	11:22:44.136
9	2:04.993	+2.461	11:24:49.129
10	2:07.200	+4.668	11:26:56.329
11	2:05.568	+3.036	11:29:01.897
12	2:10.288	+7.756	11:31:12.185

(7) GIMENEZ ASCASO, ALEJANDRO

1	2:01.573	+1.024	11:08:04.468
2	2:49.248	+48.699	11:10:53.716
3	2:00.549		11:12:54.265
4	2:01.323	+0.774	11:14:55.588
5	2:02.498	+1.949	11:16:58.086
6	2:01.522	+0.973	11:18:59.608
7	2:01.982	+1.433	11:21:01.590
8	2:04.112	+3.563	11:23:05.702
9	2:01.035	+0.486	11:25:06.737
10	2:01.383	+0.834	11:27:08.120
11	2:06.290	+5.741	11:29:14.410
12	2:05.370	+4.821	11:31:19.780

(87) LOPEZ TRAIN, FERNANDO

1	2:20.673	+2.478	11:08:23.526
2	2:22.495	+4.300	11:10:46.021
3	2:22.398	+4.203	11:13:08.419
4	2:24.124	+5.929	11:15:32.543
5	2:18.715	+0.520	11:17:51.258
6	2:18.726	+0.531	11:20:09.984
7	2:18.195		11:22:28.179
8	2:19.136	+0.941	11:24:47.315
9	2:23.333	+5.138	11:27:10.648
10	2:21.795	+3.600	11:29:32.443
11	2:21.329	+3.134	11:31:53.772

Jefe de cronometraje

Orbits

Provisional

Los Comisarios Deportivos

El Director de Carrera

El Cronometrador

Definitiva

Hora:

Hora:

Hora:

# CAMPEONATO ARAGÓN MOTOCROSS



Camp. Aragón MX, Memorial Gaibar-Mir

Clasificado por vueltas

MX3 / MX Veterano

Motorland - MX 0,000 km

Segunda Manga

14/12/2014 13:10

Carrera (20:00 y 2 Vueltas) iniciado a 13:16:19

Pos.	Nº	Nombre	Vts.	Total Tº	Dif.1º	Mejor Tm	Club
1	14	BAZAN GODOY, HECTOR GABRIEL	14	25:19.583		1:45.140	Mc. Zuera
2	42	CEAMANOS DIAZ, MIGUEL ANGEL	14	25:24.000	4.417	1:46.152	Mc. Zuera
3	4	BADIELLA POCA, PAU	14	25:30.818	11.235	1:47.993	Mc. Polea SX
4	111	ESPALLARGAS GIL, JESUS	14	25:32.786	13.203	1:47.526	Mc. Bajo Aragón
5	144	CUARTERO SANCHO, JOSE LUIS	14	25:47.869	28.286	1:48.015	C.M. Epila
6	74	GARIN VERA, ADRIAN	14	25:52.967	33.384	1:48.368	Mc. Bajo Aragón
7	25	LLUCH LIARTE, JUAN CARLOS	14	25:55.436	35.853	1:48.650	Mc. Zuera
8	41	TORRERO RIERA, JORGE	14	26:18.352	58.769	1:50.544	Mc. Zuera
9	9	ROMERO LACUEVA, JAVIER	14	26:19.417	59.834	1:50.600	Mc. Bajo Aragón
10	27	MONFERRER GOMEZ, TOMAS	14	26:35.790	1:16.207	1:48.461	T.S.R.
11	191	SANCHEZ MARTIN, RUBEN	14	26:39.245	1:19.662	1:51.335	Mc. Zuera
12	8	CASINO VELA, JOSE IGNACIO	14	27:07.114	1:47.531	1:54.229	MC Vinaròs
13	11	CASAS AQUILUE, GONZALO	14	27:17.017	1:57.434	1:53.752	Pm. Oscense
14	18	PERALES SALVADOR, RAUL	13	25:23.812	1 Vuelta	1:54.430	T.S.R.
15	13	BITRIAN LOPEZ, SAUL	13	25:38.904	1 Vuelta	1:53.881	Pm. Oscense
16	51	CASINO VELA, EDUARDO	13	25:50.477	1 Vuelta	1:56.001	MC Vinaròs
17	29	LORIENTE MARTINEZ, BORJA	13	25:56.580	1 Vuelta	1:54.194	Pm. Oscense
18	17	RALFAS PERALES, SERGIO	13	25:59.088	1 Vuelta	1:51.571	A.D. Cronosport
19	50	GRACIA GIMENO, EMILIO JESUS	13	26:09.587	1 Vuelta	1:58.393	Mc. Zuera
20	47	GIMENEZ ASCASO, ALEJANDRO	13	26:47.172	1 Vuelta	1:58.202	Correcaminos Mc.
21	81	CASADO GARCIA, LUIS	13	27:10.176	1 Vuelta	2:00.056	A.D.M. La Almunia
22	72	TORRES ROMERO, PABLO	13	27:22.766	1 Vuelta	2:03.706	Mc. Zuera
23	54	CORTELL DEBUENO, JOSE RAFAEL	12	25:40.945	2 Vueltas	2:03.575	Mc. Zuera
24	6	BUENO NAVALPOTRO, JESUS JULIAN	12	25:43.025	2 Vueltas	1:55.586	Mc. Zuera
25	87	LOPEZ TRAIN, FERNANDO	11	25:58.387	3 Vueltas	2:18.934	Independiente

Márgen de victoria	Velocidad media	Mejor tº de vuelta	Mejor Vel.	Mejor vuelta para
4.417	-	1:45.140	-	14 - BAZAN GODOY, HECTOR GA

Jefe de cronometraje			Orbits
<input type="checkbox"/> Provisional	Los Comisarios Deportivos	El Director de Carrera	El Cronametrador
<input type="checkbox"/> Definitiva	Hora:	Hora:	Hora:



## Camp. Aragón MX, Memorial Gaibar-Mir

MX3 / MX Veterano

Motorland - MX 0,000 km

Segunda Manga

14/12/2014 13:10

Carrera (20:00 y 2 Vueltas) iniciado a 13:16:19

Lap	Lap Tm	Diff	Time of Day
<b>(14) BAZAN GODOY, HECTOR GABRIEL</b>			
1	<b>1:45.140</b>		13:18:10.073
2	1:45.284	+0.144	13:19:55.357
3	1:46.021	+0.881	13:21:41.378
4	1:46.604	+1.464	13:23:27.982
5	1:47.621	+2.481	13:25:15.603
6	1:47.958	+2.818	13:27:03.561
7	1:48.183	+3.043	13:28:51.744
8	1:48.352	+3.212	13:30:40.096
9	1:49.478	+4.338	13:32:29.574
10	1:49.173	+4.033	13:34:18.747
11	1:50.157	+5.017	13:36:08.904
12	1:49.111	+3.971	13:37:58.015
13	1:50.068	+4.928	13:39:48.083
14	1:51.439	+6.299	13:41:39.522

Lap	Lap Tm	Diff	Time of Day
<b>(42) CEAMANOS DIAZ, MIGUEL ANGEL</b>			
1	1:47.024	+0.872	13:18:12.012
2	<b>1:46.152</b>		13:19:58.164
3	1:48.596	+2.444	13:21:46.760
4	1:47.331	+1.179	13:23:34.091
5	1:47.568	+1.416	13:25:21.659
6	1:48.288	+2.136	13:27:09.947
7	1:49.525	+3.373	13:28:59.472
8	1:48.890	+2.738	13:30:48.362
9	1:49.251	+3.099	13:32:37.613
10	1:48.284	+2.132	13:34:25.897
11	1:48.366	+2.214	13:36:14.263
12	1:49.656	+3.504	13:38:03.919
13	1:50.164	+4.012	13:39:54.083
14	1:49.856	+3.704	13:41:43.939

Lap	Lap Tm	Diff	Time of Day
<b>(4) BADIELLA POCA, PAU</b>			
1	1:49.892	+1.899	13:18:14.967
2	1:49.389	+1.396	13:20:04.356
3	1:48.747	+0.754	13:21:53.103
4	1:48.427	+0.434	13:23:41.530
5	1:48.922	+0.929	13:25:30.452
6	1:49.282	+1.289	13:27:19.734
7	1:49.432	+1.439	13:29:09.166
8	1:48.371	+0.378	13:30:57.537
9	1:48.724	+0.731	13:32:46.261
10	1:48.158	+0.165	13:34:34.419
11	<b>1:47.993</b>		13:36:22.412
12	1:49.523	+1.530	13:38:11.935
13	1:49.912	+1.919	13:40:01.847
14	1:48.910	+0.917	13:41:50.757

Lap	Lap Tm	Diff	Time of Day
<b>(111) ESPALLARGAS GIL, JESUS</b>			
1	1:50.756	+3.230	13:18:16.000
2	<b>1:47.526</b>		13:20:03.526
3	1:48.526	+1.000	13:21:52.052
4	1:48.375	+0.849	13:23:40.427
5	1:49.079	+1.553	13:25:29.506
6	1:48.540	+1.014	13:27:18.046
7	1:48.581	+1.055	13:29:06.627
8	1:49.548	+2.022	13:30:56.175
9	1:49.587	+2.061	13:32:45.762
10	1:47.773	+0.247	13:34:33.535
11	1:51.294	+3.768	13:36:24.829
12	1:50.165	+2.639	13:38:14.994
13	1:48.656	+1.130	13:40:03.650
14	1:49.075	+1.549	13:41:52.725

Lap	Lap Tm	Diff	Time of Day
<b>(144) CUARTERO SANCHO, JOSE LUIS</b>			

Lap	Lap Tm	Diff	Time of Day
1	1:56.309	+8.294	13:18:21.169
2	1:48.147	+0.132	13:20:09.316
3	1:50.364	+2.349	13:21:59.680
4	1:48.262	+0.247	13:23:47.942
5	1:49.109	+1.094	13:25:37.051
6	1:48.984	+0.969	13:27:26.035
7	<b>1:48.015</b>		13:29:14.050
8	1:50.656	+2.641	13:31:04.706
9	1:50.633	+2.618	13:32:55.339
10	1:51.101	+3.086	13:34:46.440
11	1:49.734	+1.719	13:36:36.174
12	1:49.596	+1.581	13:38:25.770
13	1:49.395	+1.380	13:40:15.165
14	1:52.643	+4.628	13:42:07.808

Lap	Lap Tm	Diff	Time of Day
<b>(74) GARIN VERA, ADRIAN</b>			
1	1:50.733	+2.365	13:18:16.279
2	1:48.440	+0.072	13:20:04.719
3	1:49.609	+1.241	13:21:54.328
4	1:50.280	+1.912	13:23:44.608
5	<b>1:48.368</b>		13:25:32.976
6	1:51.254	+2.886	13:27:24.230
7	1:52.138	+3.770	13:29:16.368
8	1:51.906	+3.538	13:31:08.274
9	1:51.861	+3.493	13:33:00.135
10	1:50.590	+2.222	13:34:50.725
11	1:50.402	+2.034	13:36:41.127
12	1:48.795	+0.427	13:38:29.922
13	1:50.630	+2.262	13:40:20.552
14	1:52.354	+3.986	13:42:12.906

Lap	Lap Tm	Diff	Time of Day
<b>(25) LLUCH LIARTE, JUAN CARLOS</b>			
1	1:52.404	+3.754	13:18:17.636
2	<b>1:48.650</b>		13:20:06.286
3	1:48.689	+0.039	13:21:54.975
4	1:50.358	+1.708	13:23:45.333
5	1:51.366	+2.716	13:25:36.699
6	1:51.564	+2.914	13:27:28.263
7	1:50.248	+1.598	13:29:18.511
8	1:51.127	+2.477	13:31:09.638
9	1:52.165	+3.515	13:33:01.803
10	1:50.569	+1.919	13:34:52.372
11	1:49.922	+1.272	13:36:42.294
12	1:50.249	+1.599	13:38:32.543
13	1:50.165	+1.515	13:40:22.708
14	1:52.667	+4.017	13:42:15.375

Lap	Lap Tm	Diff	Time of Day
<b>(41) TORRERO RIERA, JORGE</b>			
1	1:54.390	+3.846	13:18:20.005
2	1:53.617	+3.073	13:20:13.622
3	1:51.454	+0.910	13:22:05.076
4	<b>1:50.544</b>		13:23:55.620
5	1:51.343	+0.799	13:25:46.963
6	1:51.595	+1.051	13:27:38.558
7	1:50.969	+0.425	13:29:29.527
8	1:51.320	+0.776	13:31:20.847
9	1:50.603	+0.059	13:33:11.450
10	1:54.110	+3.566	13:35:05.560
11	1:53.191	+2.647	13:36:58.751
12	1:54.398	+3.854	13:38:53.149
13	1:52.473	+1.929	13:40:45.622
14	1:52.669	+2.125	13:42:38.291

Lap	Lap Tm	Diff	Time of Day
<b>(9) ROMERO LACUEVA, JAVIER</b>			
1	1:54.836	+4.236	13:18:20.447
2	1:50.754	+0.154	13:20:11.201

Lap	Lap Tm	Diff	Time of Day
3	1:51.271	+0.671	13:22:02.472
4	<b>1:50.600</b>		13:23:53.072
5	1:52.626	+2.026	13:25:45.698
6	1:51.511	+0.911	13:27:37.209
7	1:51.524	+0.924	13:29:28.733
8	1:52.669	+2.069	13:31:21.402
9	1:53.231	+2.631	13:33:14.633
10	1:52.276	+1.676	13:35:06.909
11	1:53.156	+2.556	13:37:00.065
12	1:53.714	+3.114	13:38:53.779
13	1:52.362	+1.762	13:40:46.141
14	1:53.215	+2.615	13:42:39.356

Lap	Lap Tm	Diff	Time of Day
<b>(27) MONFERRER GOMEZ, TOMAS</b>			
1	<b>1:48.461</b>		13:18:13.283
2	1:49.037	+0.576	13:20:02.320
3	1:51.580	+3.119	13:21:53.900
4	1:49.895	+1.434	13:23:43.795
5	1:52.489	+4.028	13:25:36.284
6	1:53.271	+4.810	13:27:29.555
7	1:53.515	+5.054	13:29:23.070
8	1:56.636	+8.175	13:31:19.706
9	1:53.784	+5.323	13:33:13.490
10	1:57.342	+8.881	13:35:10.832
11	1:57.503	+9.042	13:37:08.335
12	1:55.754	+7.293	13:39:04.089
13	1:56.611	+8.150	13:41:00.700
14	1:55.029	+6.568	13:42:55.729

Lap	Lap Tm	Diff	Time of Day
<b>(191) SANCHEZ MARTIN, RUBEN</b>			
1	1:57.163	+5.828	13:18:22.567
2	1:53.797	+2.462	13:20:16.364
3	1:53.823	+2.488	13:22:10.187
4	1:54.018	+2.683	13:24:04.205
5	1:52.854	+1.519	13:25:57.059
6	1:53.504	+2.169	13:27:50.563
7	1:54.542	+3.207	13:29:45.105
8	1:54.975	+3.640	13:31:40.080
9	1:54.453	+3.118	13:33:34.533
10	1:53.500	+2.165	13:35:28.033
11	1:54.296	+2.961	13:37:22.329
12	1:53.751	+2.416	13:39:16.080
13	1:51.769	+0.434	13:41:07.849
14	<b>1:51.335</b>		13:42:59.184

Lap	Lap Tm	Diff	Time of Day
<b>(8) CASINO VELA, JOSE IGNACIO</b>			
1	2:01.104	+6.875	13:18:26.539
2	1:56.532	+2.303	13:20:23.071
3	1:56.160	+1.931	13:22:19.231
4	1:54.645	+0.416	13:24:13.876
5	1:55.344	+1.115	13:26:09.220
6	1:54.852	+0.623	13:28:04.072
7	1:54.272	+0.043	13:29:58.344
8	1:55.076	+0.847	13:31:53.420
9	<b>1:54.229</b>		13:33:47.649
10	1:54.310	+0.081	13:35:41.959
11	1:55.045	+0.816	13:37:37.004
12	1:54.321	+0.092	13:39:31.325
13	1:55.468	+1.239	13:41:26.793
14	2:00.260	+6.031	13:43:27.053

Lap	Lap Tm	Diff	Time of Day
<b>(11) CASAS AQUILUE, GONZALO</b>			
1	1:56.592	+2.840	13:18:22.980
2	1:53.886	+0.134	13:20:16.866
3	<b>1:53.752</b>		13:22:10.618
4	1:55.886	+2.134	13:24:06.504

Jefe de cronometraje

Orbits

Provisional

Los Comisarios Deportivos

El Director de Carrera



## Camp. Aragón MX, Memorial Gaibar-Mir

MX3 / MX Veterano

Motorland - MX 0,000 km

Segunda Manga

14/12/2014 13:10

Carrera (20:00 y 2 Vueltas) iniciado a 13:16:19

Lap	Lap Tm	Diff	Time of Day
5	1:54.016	+0.264	13:26:00.520
6	1:56.046	+2.294	13:27:56.566
7	1:57.670	+3.918	13:29:54.236
8	1:58.793	+5.041	13:31:53.029
9	1:57.342	+3.590	13:33:50.371
10	1:57.122	+3.370	13:35:47.493
11	1:57.389	+3.637	13:37:44.882
12	1:56.982	+3.230	13:39:41.864
13	1:57.609	+3.857	13:41:39.473
14	1:57.483	+3.731	13:43:36.956

(18) PERALES SALVADOR, RAUL

Lap	Lap Tm	Diff	Time of Day
1	2:03.577	+9.147	13:18:31.807
2	1:55.188	+0.758	13:20:26.995
3	1:54.430		13:22:21.425
4	1:54.902	+0.472	13:24:16.327
5	1:55.806	+1.376	13:26:12.133
6	1:56.606	+2.176	13:28:08.739
7	1:56.135	+1.705	13:30:04.874
8	1:55.799	+1.369	13:32:00.673
9	1:55.608	+1.178	13:33:56.281
10	1:56.710	+2.280	13:35:52.991
11	1:57.456	+3.026	13:37:50.447
12	1:56.274	+1.844	13:39:46.721
13	1:57.030	+2.600	13:41:43.751

(13) BITRIAN LOPEZ, SAUL

Lap	Lap Tm	Diff	Time of Day
1	2:04.014	+10.133	13:18:30.666
2	1:55.299	+1.418	13:20:25.965
3	1:53.881		13:22:19.846
4	1:55.500	+1.619	13:24:15.346
5	1:55.022	+1.141	13:26:10.368
6	1:56.350	+2.469	13:28:06.718
7	1:55.599	+1.718	13:30:02.317
8	1:56.178	+2.297	13:31:58.495
9	1:56.494	+2.613	13:33:54.989
10	2:00.847	+6.966	13:35:55.836
11	1:59.727	+5.846	13:37:55.563
12	2:03.695	+9.814	13:39:59.258
13	1:59.585	+5.704	13:41:58.843

(51) CASINO VELA, EDUARDO

Lap	Lap Tm	Diff	Time of Day
1	2:03.238	+7.237	13:18:28.621
2	1:56.529	+0.528	13:20:25.150
3	1:57.651	+1.650	13:22:22.801
4	1:56.001		13:24:18.802
5	1:57.690	+1.689	13:26:16.492
6	1:58.629	+2.628	13:28:15.121
7	1:59.047	+3.046	13:30:14.168
8	1:59.592	+3.591	13:32:13.760
9	1:59.370	+3.369	13:34:13.130
10	1:59.824	+3.823	13:36:12.954
11	2:00.181	+4.180	13:38:13.135
12	1:58.951	+2.950	13:40:12.086
13	1:58.330	+2.329	13:42:10.416

(29) LORIENTE MARTINEZ, BORJA

Lap	Lap Tm	Diff	Time of Day
1	1:59.923	+5.729	13:18:25.412
2	1:54.194		13:20:19.606
3	1:58.017	+3.823	13:22:17.623
4	1:55.588	+1.394	13:24:13.211
5	2:00.927	+6.733	13:26:14.138
6	2:02.406	+8.212	13:28:16.544
7	1:59.260	+5.066	13:30:15.804
8	2:00.169	+5.975	13:32:15.973
9	1:59.693	+5.499	13:34:15.666

Lap	Lap Tm	Diff	Time of Day
10	2:00.868	+6.674	13:36:16.534
11	2:00.896	+6.702	13:38:17.430
12	1:57.203	+3.009	13:40:14.633
13	1:57.886	+7.692	13:42:16.519

(17) RALFAS PERALES, SERGIO

Lap	Lap Tm	Diff	Time of Day
1	2:03.399	+11.828	13:18:29.179
2	1:51.571		13:20:20.750
3	1:52.277	+0.706	13:22:13.027
4	1:52.394	+0.823	13:24:05.421
5	1:52.358	+0.787	13:25:57.779
6	2:09.798	+18.227	13:28:07.577
7	1:56.033	+4.462	13:30:03.610
8	1:58.333	+6.762	13:32:01.943
9	2:15.760	+24.189	13:34:17.703
10	1:59.555	+7.984	13:36:17.258
11	2:01.032	+9.461	13:38:18.290
12	1:59.828	+8.257	13:40:18.118
13	2:00.909	+9.338	13:42:19.027

(50) GRACIA GIMENO, EMILIO JESUS

Lap	Lap Tm	Diff	Time of Day
1	2:04.752	+6.359	13:18:30.379
2	1:58.924	+0.531	13:20:29.303
3	1:58.777	+0.384	13:22:28.080
4	1:58.393		13:24:26.473
5	1:59.256	+0.863	13:26:25.729
6	1:59.902	+1.509	13:28:25.631
7	2:00.278	+1.885	13:30:25.909
8	2:00.382	+1.989	13:32:26.291
9	2:00.256	+1.863	13:34:26.547
10	2:00.869	+2.476	13:36:27.416
11	2:00.491	+2.098	13:38:27.907
12	2:00.636	+2.243	13:40:28.543
13	2:00.983	+2.590	13:42:29.526

(47) GIMENEZ ASCASO, ALEJANDRO

Lap	Lap Tm	Diff	Time of Day
1	2:09.977	+11.775	13:18:36.849
2	1:58.202		13:20:35.051
3	1:59.004	+0.802	13:22:34.055
4	2:01.072	+2.870	13:24:35.127
5	1:59.900	+1.698	13:26:35.027
6	2:00.152	+1.950	13:28:35.179
7	2:01.655	+3.453	13:30:36.834
8	2:03.986	+5.784	13:32:40.820
9	2:03.311	+5.109	13:34:44.131
10	2:05.431	+7.229	13:36:49.562
11	2:04.737	+6.535	13:38:54.299
12	2:05.617	+7.415	13:40:59.916
13	2:07.195	+8.993	13:43:07.111

(81) CASADO GARCIA, LUIS

Lap	Lap Tm	Diff	Time of Day
1	2:06.764	+6.708	13:18:32.080
2	2:00.651	+0.595	13:20:32.731
3	2:00.056		13:22:32.787
4	2:01.309	+1.253	13:24:34.096
5	2:03.796	+3.740	13:26:37.892
6	2:03.391	+3.335	13:28:41.283
7	2:06.192	+6.136	13:30:47.475
8	2:05.954	+5.898	13:32:53.429
9	2:06.109	+6.053	13:34:59.538
10	2:08.385	+8.329	13:37:07.923
11	2:07.635	+7.579	13:39:15.558
12	2:07.376	+7.320	13:41:22.934
13	2:07.181	+7.125	13:43:30.115

(72) TORRES ROMERO, PABLO

Lap	Lap Tm	Diff	Time of Day
1	2:07.207	+3.501	13:18:33.869
2	2:03.706		13:20:37.575
3	2:05.485	+1.779	13:22:43.060
4	2:04.764	+1.058	13:24:47.824
5	2:04.417	+0.711	13:26:52.241
6	2:06.831	+3.125	13:28:59.072
7	2:05.158	+1.452	13:31:04.230
8	2:04.075	+0.369	13:33:08.305
9	2:05.936	+2.230	13:35:14.241
10	2:04.900	+1.194	13:37:19.141
11	2:08.479	+4.773	13:39:27.620
12	2:06.636	+2.930	13:41:34.256
13	2:08.449	+4.743	13:43:42.705

(54) CORTELL DEBUENO, JOSE RAFAEL

Lap	Lap Tm	Diff	Time of Day
1	2:10.609	+7.034	13:18:35.951
2	2:04.557	+0.982	13:20:40.508
3	2:03.575		13:22:44.083
4	2:04.465	+0.890	13:24:48.548
5	2:05.053	+1.478	13:26:53.601
6	2:06.898	+3.323	13:29:00.499
7	2:06.718	+3.143	13:31:07.217
8	2:09.607	+6.032	13:33:16.824
9	2:09.592	+6.017	13:35:26.416
10	2:08.741	+5.166	13:37:35.157
11	2:13.084	+9.509	13:39:48.241
12	2:12.643	+9.068	13:42:00.884

(6) BUENO NAVALPOTRO, JESUS JULIAN

Lap	Lap Tm	Diff	Time of Day
1	2:06.321	+10.735	13:18:32.786
2	2:25.010	+29.424	13:20:57.796
3	1:55.586		13:22:53.382
4	1:57.530	+1.944	13:24:50.912
5	2:51.798	+56.212	13:27:42.710
6	1:59.698	+4.112	13:29:42.408
7	2:02.975	+7.389	13:31:45.383
8	2:00.619	+5.033	13:33:46.002
9	2:02.429	+6.843	13:35:48.431
10	2:04.281	+8.695	13:37:52.712
11	2:06.298	+10.712	13:39:59.010
12	2:03.954	+8.368	13:42:02.964

(87) LOPEZ TRAIN, FERNANDO

Lap	Lap Tm	Diff	Time of Day
1	2:20.341	+1.407	13:18:46.718
2	2:19.460	+0.526	13:21:06.178
3	2:21.754	+2.820	13:23:27.932
4	2:23.265	+4.331	13:25:51.197
5	2:24.095	+5.161	13:28:15.292
6	2:21.044	+2.110	13:30:36.336
7	2:18.934		13:32:55.270
8	2:20.765	+1.831	13:35:16.035
9	2:20.234	+1.300	13:37:36.269
10	2:21.847	+2.913	13:39:58.116
11	2:20.210	+1.276	13:42:18.326

Jefe de cronometraje

Orbits

Provisional

Los Comisarios Deportivos

El Director de Carrera

El Cronametrador

Definitiva

Hora:

Hora:


Hora:

## Camp. Aragón MX, Memorial Gaibar-Mir

MX3 / MX Veterano

Motorland - MX 0,000 km

Final MX-3 / MX Veteranos



Pos.	Nº	Nombre	T. Punt.	1ªM	2ªM	Club
<b>MX-3</b>						
1	14	BAZAN GODOY, HECTOR GABRIEL	50	25	25	Mc. Zuera
2	42	CEAMANOS DIAZ, MIGUEL ANGEL	38	16	22	Mc. Zuera
3	144	CUARTERO SANCHO, JOSE LUIS	38	22	16	C.M. Epila
4	4	BADIELLA POCA, PAU	38	18	20	Mc. Polea SX
5	111	ESPALLARGAS GIL, JESUS	38	20	18	Mc. Bajo Aragón
6	74	GARIN VERA, ADRIAN	30	15	15	Mc. Bajo Aragón
7	191	SANCHEZ MARTIN, RUBEN	26	14	12	Mc. Zuera
8	27	MONFERRER GOMEZ, TOMAS	26	13	13	T.S.R.
9	41	TORRERO RIERA, JORGE	24	10	14	Mc. Zuera
10	8	CASINO VELA, JOSE IGNACIO	23	12	11	MC Vinaròs
11	17	RALFAS PERALES, SERGIO	18	11	7	A.D. Cronosport
12	13	BITRIAN LOPEZ, SAUL	18	9	9	Pm. Oscense
13	11	CASAS AQUILUE, GONZALO	17	7	10	Pm. Oscense
14	29	LORIENTE MARTINEZ, BORJA	16	8	8	Pm. Oscense
15	81	CASADO GARCIA, LUIS	12	6	6	A.D.M. La Almunia
16	87	LOPEZ TRAIN, FERNANDO	10	5	5	Independiente

<b>Veteranos</b>						
Pos.	Nº	Nombre	T. Punt.	1ªM	2ªM	Club
1	25	LLUCH LIARTE, JUAN CARLOS	50	25	25	Mc. Zuera
2	9	ROMERO LACUEVA, JAVIER	44	22	22	Mc. Bajo Aragón
3	18	PERALES SALVADOR, RAUL	40	20	20	T.S.R.
4	51	CASINO VELA, EDUARDO	36	18	18	MC Vinaròs
5	50	GRACIA GIMENO, EMILIO JESUS	32	16	16	Mc. Zuera
6	72	TORRES ROMERO, PABLO	28	14	14	Mc. Zuera
7	47	GIMENEZ ASCASO, ALEJANDRO	27	12	15	Correcaminos Mc.
8	6	BUENO NAVALPOTRO, JESUS JULIAN	27	15	12	Mc. Zuera
9	54	CORTELL DEBUENO, JOSE RAFAEL	26	13	13	Mc. Zuera

Jefe de cronometraje

Orbits

Provisional

Los Comisarios Deportivos

El Director de Carrera

El Cronametrador

Definitiva

Hora:

Hora:

Hora:



## Camp. Aragón MX, Memorial Gaibar-Mir

MX-Promesas

Motorland - MX 0,000 km

Entrenos Oficiales

14/12/2014 10:10

Clasificación (15:00 Tiempo) iniciado a 10:11:57

Lap	Lap Tm	Diff	Time of Day
(284) TOMAS CASTILLO, ERIC			
1			10:12:03.394
2	<b>1:54.090</b>	+13.683	10:13:57.484
3	<b>1:42.392</b>	+1.985	10:15:39.876
4	<b>1:49.841</b>	+9.434	10:17:29.717
5	<b>1:40.741</b>	+0.334	10:19:10.458
6	<b>1:54.604</b>	+14.197	10:21:05.062
7	<b>1:40.681</b>	+0.274	10:22:45.743
8	<b>1:53.158</b>	+12.751	10:24:38.901
9	<b>1:40.407</b>		10:26:19.308
10	<b>1:40.420</b>	+0.013	10:27:59.728

Lap	Lap Tm	Diff	Time of Day
(9) FARRÉS PLAZA, GUILLEM			
1			10:12:07.148
2	<b>1:57.776</b>	+15.577	10:14:04.924
3	<b>1:48.236</b>	+6.037	10:15:53.160
4	<b>1:47.353</b>	+5.154	10:17:40.513
5	<b>1:45.635</b>	+3.436	10:19:26.148
6	<b>2:00.396</b>	+18.197	10:21:26.544
7	<b>1:43.955</b>	+1.756	10:23:10.499
8	<b>1:42.199</b>		10:24:52.698
9	<b>2:17.470</b>	+35.271	10:27:10.168

Lap	Lap Tm	Diff	Time of Day
(12) PAMIAS ROIG, MARC			
1			10:12:06.041
2	<b>1:52.670</b>	+9.012	10:13:58.711
3	<b>1:44.484</b>	+0.826	10:15:43.195
4	<b>2:06.785</b>	+23.127	10:17:49.980
5	<b>1:44.033</b>	+0.375	10:19:34.013
6	<b>2:03.094</b>	+19.436	10:21:37.107
7	<b>1:45.577</b>	+1.919	10:23:22.684
8	<b>1:46.310</b>	+2.652	10:25:08.994
9	<b>1:44.058</b>	+0.400	10:26:53.052
10	<b>1:43.658</b>		10:28:36.710

Lap	Lap Tm	Diff	Time of Day
(99) FONTOVA SALVIA, ALBERT			
1			10:12:10.394
2	<b>2:09.400</b>	+23.993	10:14:19.794
3	<b>1:55.515</b>	+10.108	10:16:15.309
4	<b>2:13.910</b>	+28.503	10:18:29.219
5	<b>1:49.027</b>	+3.620	10:20:18.246
6	<b>1:47.638</b>	+2.231	10:22:05.884
7	<b>1:49.653</b>	+4.246	10:23:55.537
8	<b>1:46.948</b>	+1.541	10:25:42.485
9	<b>1:45.407</b>		10:27:27.892

Lap	Lap Tm	Diff	Time of Day
(35) SEGU ROSA, ORIOL			
1			10:12:10.962
2	<b>1:59.128</b>	+12.849	10:14:10.090
3	<b>1:50.573</b>	+4.294	10:16:00.663
4	<b>2:20.216</b>	+33.937	10:18:20.879
5	<b>1:51.635</b>	+5.356	10:20:12.514
6	<b>1:46.813</b>	+0.534	10:21:59.327
7	<b>3:12.819</b>	+1:26.540	10:25:12.146
8	<b>1:46.279</b>		10:26:58.425
9	<b>1:57.106</b>	+10.827	10:28:55.531

Lap	Lap Tm	Diff	Time of Day
(212) COPPERWHEAT, OLIVER			
1			10:12:11.815
2	<b>2:09.160</b>	+17.066	10:14:20.975
3	<b>1:55.507</b>	+3.413	10:16:16.482
4	<b>1:52.588</b>	+0.494	10:18:09.070
5	<b>1:52.094</b>		10:20:01.164
6	<b>1:53.740</b>	+1.646	10:21:54.904
7	<b>1:55.373</b>	+3.279	10:23:50.277

Lap	Lap Tm	Diff	Time of Day
8	<b>1:56.281</b>	+4.187	10:25:46.558
9	<b>1:57.173</b>	+5.079	10:27:43.731

Lap	Lap Tm	Diff	Time of Day
(1) MENE MANERO, NICOLAS			
1			10:12:07.727
2	<b>1:58.236</b>	+6.038	10:14:05.963
3	<b>1:52.931</b>	+0.733	10:15:58.894
4	<b>1:53.888</b>	+1.690	10:17:52.782
5	<b>1:52.198</b>		10:19:44.980
6	<b>1:56.198</b>	+4.000	10:21:41.178
7	<b>1:52.408</b>	+0.210	10:23:33.586
8	<b>1:52.592</b>	+0.394	10:25:26.178
9	<b>1:52.628</b>	+0.430	10:27:18.806

Lap	Lap Tm	Diff	Time of Day
(75) COMELLAS SALA, GERARD			
1			10:12:05.864
2	<b>2:03.674</b>	+9.916	10:14:09.538
3	<b>1:58.463</b>	+4.705	10:16:08.001
4	<b>1:56.582</b>	+2.824	10:18:04.583
5	<b>1:53.919</b>	+0.161	10:19:58.502
6	<b>1:53.877</b>	+0.119	10:21:52.379
7	<b>1:53.758</b>		10:23:46.137
8	<b>1:55.746</b>	+1.988	10:25:41.883
9	<b>2:44.579</b>	+50.821	10:28:26.462

Lap	Lap Tm	Diff	Time of Day
(49) RIBERA LOMBARTE, CESC			
1			10:12:03.884
2	<b>1:55.907</b>		10:13:59.791

Lap	Lap Tm	Diff	Time of Day
(5) LABENA BLASCO, ANDRES			
1			10:12:10.197
2	<b>2:08.233</b>	+11.525	10:14:18.430
3	<b>2:03.693</b>	+6.985	10:16:22.123
4	<b>2:26.291</b>	+29.583	10:18:48.414
5	<b>2:01.196</b>	+4.488	10:20:49.610
6	<b>1:59.750</b>	+3.042	10:22:49.360
7	<b>1:58.834</b>	+2.126	10:24:48.194
8	<b>1:56.708</b>		10:26:44.902
9	<b>1:59.509</b>	+2.801	10:28:44.411

Lap	Lap Tm	Diff	Time of Day
(223) TORRIJO SIESO, DIEGO			
1			10:12:08.521
2	<b>2:09.072</b>	+9.006	10:14:17.593
3	<b>2:02.281</b>	+2.215	10:16:19.874
4	<b>2:00.066</b>		10:18:19.940
5	<b>2:03.953</b>	+3.887	10:20:23.893
6	<b>2:01.260</b>	+1.194	10:22:25.153
7	<b>2:01.401</b>	+1.335	10:24:26.554
8	<b>2:04.740</b>	+4.674	10:26:31.294
9	<b>2:02.450</b>	+2.384	10:28:33.744

Lap	Lap Tm	Diff	Time of Day
(76) PONS SALADELAFONT, ORIOL			
1			10:12:07.121
2	<b>2:09.062</b>	+5.760	10:14:16.183
3	<b>2:08.095</b>	+4.793	10:16:24.278
4	<b>2:07.892</b>	+4.590	10:18:32.170
5	<b>2:04.749</b>	+1.447	10:20:36.919
6	<b>2:03.302</b>		10:22:40.221
7	<b>3:30.661</b>	+1:27.359	10:26:10.882
8	<b>2:07.706</b>	+4.404	10:28:18.588

Lap	Lap Tm	Diff	Time of Day
(41) LARREN NEVES, MIGUEL ANGEL			
1			10:12:13.905
2	<b>2:18.394</b>	+6.094	10:14:32.299
3	<b>2:18.070</b>	+5.770	10:16:50.369
4	<b>2:13.558</b>	+1.258	10:19:03.927

Lap	Lap Tm	Diff	Time of Day
5	<b>2:12.300</b>		10:21:16.227
6	<b>2:14.482</b>	+2.182	10:23:30.709
7	<b>2:15.101</b>	+2.801	10:25:45.810
8	<b>2:13.774</b>	+1.474	10:27:59.584

Lap	Lap Tm	Diff	Time of Day
(176) GIRAL ROMERO, JULIAN			
1			10:12:17.053
2	<b>2:36.492</b>	+23.667	10:14:53.545
3	<b>2:24.152</b>	+11.327	10:17:17.697
4	<b>2:19.611</b>	+6.786	10:19:37.308
5	<b>2:15.876</b>	+3.051	10:21:53.184
6	<b>2:15.083</b>	+2.258	10:24:08.267
7	<b>2:14.745</b>	+1.920	10:26:23.012
8	<b>2:12.825</b>		10:28:35.837

Lap	Lap Tm	Diff	Time of Day
(44) SISO NOFRE, DANIEL			
1			10:12:15.018
2	<b>2:29.531</b>	+16.701	10:14:44.549
3	<b>2:24.459</b>	+11.629	10:17:09.008
4	<b>2:18.592</b>	+5.762	10:19:27.600
5	<b>2:19.941</b>	+7.111	10:21:47.541
6	<b>2:21.187</b>	+8.357	10:24:08.728
7	<b>2:12.830</b>		10:26:21.558
8	<b>2:13.330</b>	+0.500	10:28:34.888

Jefe de cronometraje

Orbits

Provisional

Los Comisarios Deportivos

El Director de Carrera

El Cronametrador

Definitiva

Hora:

Hora:

Hora:

# CAMPEONATO ARAGÓN MOTOCROSS



Camp. Aragón MX, Memorial Gaibar-Mir

Clasificado por mejor tiempo de vuelta

MX-Promesas

Motorland - MX 0,000 km

Entrenos Oficiales

14/12/2014 10:10

Clasificación (15:00 Tiempo) iniciado a 10:11:57

Pos.	N°	Nombre	Mejor Tm	Dif. 1°	Total T°	En V.	Clase	Club
1	284	TOMAS CASTILLO, ERIC	1:40.407		16:01.846	9	Promesas	Mc. Segre
2	9	FARRES PLAZA, GUILLEM	1:42.199	1.792	15:12.286	8	Promesas	Amv Torroella
3	12	PAMIAS ROIG, MARC	1:43.658	3.251	16:38.828	10	Promesas	Mc. Segre
4	99	FONTOVA SALVIA, ALBERT	1:45.407	5.000	15:30.010	9	Promesas	Mc. Segre
5	35	SEGU ROSA, ORIOL	1:46.279	5.872	16:57.649	8	Promesas	Mc. Segre
6	212	COPPERWHEAT , OLIVER	1:52.094	11.687	15:45.849	5	Promesas	MC Ctat. Albaida
7	1	MENE MANERO, NICOLAS	1:52.198	11.791	15:20.924	5	Promesas	Tauste Mc.
8	75	COMELLAS SALA, GERARD	1:53.758	13.351	16:28.580	7	Promesas	Mc. Segre
9	49	RIBERA LOMBARTE, CESC	1:55.907	15.500	2:01.909	2	Promesas	Mc. Segre
10	5	LABENA BLASCO, ANDRES	1:56.708	16.301	16:46.529	8	Promesas	Mc. Salvador
11	223	TORRIJO SIESO, DIEGO	2:00.066	19.659	16:35.862	4	Promesas	Mc. Zuera
12	76	PONS SALADELAFONT, ORIOL	2:03.302	22.895	16:20.706	6	Promesas	Mc. Segre
13	41	LARREN NEVES, MIGUEL ANGEL	2:12.300	31.893	16:01.702	5	Promesas	Mc. Zuera
14	176	GIRAL ROMERO, JULIAN	2:12.825	32.418	16:37.955	8	Promesas	Mc. Ontinar
15	44	SISO NOFRE, DANIEL	2:12.830	32.423	16:37.006	7	Promesas	Mc. Segre

Jefe de cronometraje

Orbits

Provisional

Los Comisarios Deportivos

El Director de Carrera

El Cronametrador

Definitiva

Hora:

Hora:

Hora:



# CAMPEONATO ARAGÓN MOTOCROSS



Camp. Aragón MX, Memorial Gaibar-Mir

Clasificado por vueltas

MX-Promesas

Motorland - MX 0,000 km

Primera Manga

14/12/2014 12:00

Carrera (15:00 y 2 Vueltas) iniciado a 12:01:04

Pos.	Nº	Nombre	Vts.	Total T°	Dif.1°	Mejor Tm	Club
1	284	TOMAS CASTILLO, ERIC	11	18:56.518		1:41.409	Mc. Segre
2	9	FARRES PLAZA, GUILLEM	11	19:16.718	20.200	1:43.014	Amv Torroella
3	99	FONTOVA SALVIA, ALBERT	11	19:18.613	22.095	1:43.615	Mc. Segre
4	12	PAMIAS ROIG, MARC	11	19:50.563	54.045	1:44.290	Mc. Segre
5	35	SEGU ROSA, ORIOL	11	20:31.946	1:35.428	1:49.636	Mc. Segre
6	49	RIBERA LOMBARTE, CESC	11	20:35.023	1:38.505	1:49.465	Mc. Segre
7	212	COPPERWHEAT , OLIVER	10	19:32.954	1 Vuelta	1:54.465	MC Ctat. Albaida
8	75	COMELLAS SALA, GERARD	10	19:58.992	1 Vuelta	1:52.721	Mc. Segre
9	5	LABENA BLASCO, ANDRES	10	20:14.364	1 Vuelta	1:58.601	Mc. Salvador
10	76	PONS SALADELAFONT, ORIOL	9	19:15.449	2 Vueltas	2:03.474	Mc. Segre
11	44	SISO NOFRE, DANIEL	9	19:43.023	2 Vueltas	2:08.431	Mc. Segre
12	41	LARREN NEVES, MIGUEL ANGEL	9	19:43.875	2 Vueltas	2:07.978	Mc. Zuera
13	176	GIRAL ROMERO, JULIAN	9	20:03.493	2 Vueltas	2:10.691	Mc. Ontinar

No clasificado

NT	1	MENE MANERO, NICOLAS	8	15:32.071	NT	1:52.554	Tauste Mc.
NE	223	TORRIJO SIESO, DIEGO			NE		Mc. Zuera

Márgen de victoria

Velocidad media

Mejor t° de vuelta

Mejor Vel.

Mejor vuelta para

20.200

-

1:41.409

-

284 - TOMAS CASTILLO, ERIC

Jefe de cronometraje

Orbits

Provisional

Los Comisarios Deportivos

El Director de Carrera

El Cronametrador

Definitiva

Hora:

Hora:

Hora:



## Camp. Aragón MX, Memorial Gaibar-Mir

MX-Promesas

Motorland - MX 0,000 km

Primera Manga

14/12/2014 12:00

Carrera (15:00 y 2 Vueltas) iniciado a 12:01:04

Lap	Lap Tm	Diff	Time of Day
<b>(284) TOMAS CASTILLO, ERIC</b>			
1	1:44.003	+2.594	12:02:50.544
2	1:43.801	+2.392	12:04:34.345
3	1:42.760	+1.351	12:06:17.105
4	1:42.450	+1.041	12:07:59.555
5	1:44.807	+3.398	12:09:44.362
6	1:43.240	+1.831	12:11:27.602
7	1:44.299	+2.890	12:13:11.901
8	1:42.461	+1.052	12:14:54.362
9	1:42.971	+1.562	12:16:37.333
10	1:42.588	+1.179	12:18:19.921
11	1:41.409		12:20:01.330

Lap	Lap Tm	Diff	Time of Day
<b>(9) FARRAS PLAZA, GUILLEM</b>			
1	1:49.067	+6.053	12:02:56.666
2	1:45.969	+2.955	12:04:42.635
3	1:44.142	+1.128	12:06:26.777
4	1:45.717	+2.703	12:08:12.494
5	1:44.146	+1.132	12:09:56.640
6	1:44.751	+1.737	12:11:41.391
7	1:43.014		12:13:24.405
8	1:45.033	+2.019	12:15:09.438
9	1:43.529	+0.515	12:16:52.967
10	1:44.596	+1.582	12:18:37.563
11	1:43.967	+0.953	12:20:21.530

Lap	Lap Tm	Diff	Time of Day
<b>(99) FONTOVA SALVIA, ALBERT</b>			
1	1:47.655	+4.040	12:02:54.122
2	1:47.236	+3.621	12:04:41.358
3	1:44.809	+1.194	12:06:26.167
4	1:45.050	+1.435	12:08:11.217
5	1:44.623	+1.008	12:09:55.840
6	1:44.107	+0.492	12:11:39.947
7	1:43.615		12:13:23.562
8	1:44.450	+0.835	12:15:08.012
9	1:44.261	+0.646	12:16:52.273
10	1:47.010	+3.395	12:18:39.283
11	1:44.142	+0.527	12:20:23.425

Lap	Lap Tm	Diff	Time of Day
<b>(12) PAMIAS ROIG, MARC</b>			
1	1:47.741	+3.451	12:02:55.060
2	1:47.269	+2.979	12:04:42.329
3	1:46.089	+1.799	12:06:28.418
4	1:45.038	+0.748	12:08:13.456
5	1:44.467	+0.177	12:09:57.923
6	1:44.290		12:11:42.213
7	1:57.707	+13.417	12:13:39.920
8	1:47.998	+3.708	12:15:27.918
9	1:49.444	+5.154	12:17:17.362
10	1:48.536	+4.246	12:19:05.898
11	1:49.477	+5.187	12:20:55.375

Lap	Lap Tm	Diff	Time of Day
<b>(35) SEGU ROSA, ORIOL</b>			
1	1:52.605	+2.969	12:03:00.034
2	1:49.636		12:04:49.670
3	1:49.885	+0.249	12:06:39.555
4	1:50.165	+0.529	12:08:29.720
5	1:50.228	+0.592	12:10:19.948
6	1:52.131	+2.495	12:12:12.079
7	1:55.010	+5.374	12:14:07.089
8	1:51.815	+2.179	12:15:58.904
9	1:51.314	+1.678	12:17:50.218
10	1:52.933	+3.297	12:19:43.151
11	1:53.607	+3.971	12:21:36.758

Lap	Lap Tm	Diff	Time of Day
<b>(49) RIBERA LOMBARTE, CESC</b>			
1	1:55.426	+5.961	12:03:02.765
2	1:53.434	+3.969	12:04:56.199
3	1:51.781	+2.316	12:06:47.980
4	1:52.886	+3.421	12:08:40.866
5	1:51.895	+2.430	12:10:32.761
6	1:52.549	+3.084	12:12:25.310
7	1:51.312	+1.847	12:14:16.622
8	1:51.540	+2.075	12:16:08.162
9	1:51.703	+2.238	12:17:59.865
10	1:50.505	+1.040	12:19:50.370
11	1:49.465		12:21:39.835

Lap	Lap Tm	Diff	Time of Day
<b>(212) COPPERWHEAT, OLIVER</b>			
1	1:54.689	+0.224	12:03:01.763
2	1:54.465		12:04:56.228
3	1:56.220	+1.755	12:06:52.448
4	1:56.670	+2.205	12:08:49.118
5	1:56.875	+2.410	12:10:45.993
6	1:58.129	+3.664	12:12:44.122
7	1:56.933	+2.468	12:14:41.055
8	1:58.119	+3.654	12:16:39.174
9	2:00.084	+5.619	12:18:39.258
10	1:58.508	+4.043	12:20:37.766

Lap	Lap Tm	Diff	Time of Day
<b>(75) COMELLAS SALA, GERARD</b>			
1	1:52.721		12:02:59.672
2	1:53.720	+0.999	12:04:53.392
3	1:53.510	+0.789	12:06:46.902
4	1:52.726	+0.005	12:08:39.628
5	1:54.744	+2.023	12:10:34.372
6	2:36.395	+43.674	12:13:10.767
7	2:00.202	+7.481	12:15:10.969
8	1:57.920	+5.199	12:17:08.889
9	1:56.622	+3.901	12:19:05.511
10	1:58.293	+5.572	12:21:03.804

Lap	Lap Tm	Diff	Time of Day
<b>(5) LABENA BLASCO, ANDRES</b>			
1	2:01.365	+2.764	12:03:09.561
2	2:00.616	+2.015	12:05:10.177
3	1:59.563	+0.962	12:07:09.740
4	2:00.287	+1.686	12:09:10.027
5	2:00.337	+1.736	12:11:10.364
6	2:01.853	+3.252	12:13:12.217
7	2:00.991	+2.390	12:15:13.208
8	1:58.953	+0.352	12:17:12.161
9	1:58.601		12:19:10.762
10	2:08.414	+9.813	12:21:19.176

Lap	Lap Tm	Diff	Time of Day
<b>(76) PONS SALADELAFONT, ORIOL</b>			
1	2:03.474		12:03:12.354
2	2:21.938	+18.464	12:05:34.292
3	2:06.118	+2.644	12:07:40.410
4	2:07.006	+3.532	12:09:47.416
5	2:07.615	+4.141	12:11:55.031
6	2:06.164	+2.690	12:14:01.195
7	2:06.824	+3.350	12:16:08.019
8	2:06.921	+3.447	12:18:14.940
9	2:05.321	+1.847	12:20:20.261

Lap	Lap Tm	Diff	Time of Day
<b>(44) SISO NOFRE, DANIEL</b>			
1	2:12.906	+4.475	12:03:23.835
2	2:11.801	+3.370	12:05:35.636
3	2:08.431		12:07:44.067
4	2:11.347	+2.916	12:09:55.414
5	2:10.284	+1.853	12:12:05.698

Lap	Lap Tm	Diff	Time of Day
6	2:12.579	+4.148	12:14:18.277
7	2:11.126	+2.695	12:16:29.403
8	2:09.021	+0.590	12:18:38.424
9	2:09.411	+0.980	12:20:47.835

Lap	Lap Tm	Diff	Time of Day
<b>(41) LARREN NEVES, MIGUEL ANGEL</b>			
1	2:10.423	+2.445	12:03:18.488
2	2:13.097	+5.119	12:05:31.585
3	2:11.160	+3.182	12:07:42.745
4	2:15.084	+7.106	12:09:57.829
5	2:09.678	+1.700	12:12:07.507
6	2:12.198	+4.220	12:14:19.705
7	2:09.992	+2.014	12:16:29.697
8	2:07.978		12:18:37.675
9	2:11.012	+3.034	12:20:48.687

Lap	Lap Tm	Diff	Time of Day
<b>(176) GIRAL ROMERO, JULIAN</b>			
1	2:17.414	+6.723	12:03:26.476
2	2:14.468	+3.777	12:05:40.944
3	2:14.469	+3.778	12:07:55.413
4	2:12.397	+1.706	12:10:07.810
5	2:13.121	+2.430	12:12:20.931
6	2:13.169	+2.478	12:14:34.100
7	2:10.786	+0.095	12:16:44.886
8	2:10.691		12:18:55.577
9	2:12.728	+2.037	12:21:08.305

Lap	Lap Tm	Diff	Time of Day
<b>(1) MENE MANERO, NICOLAS</b>			
1	1:57.169	+4.615	12:03:04.760
2	1:53.932	+1.378	12:04:58.692
3	1:54.189	+1.635	12:06:52.881
4	1:52.554		12:08:45.435
5	1:53.072	+0.518	12:10:38.507
6	1:56.331	+3.777	12:12:34.838
7	1:56.273	+3.719	12:14:31.111
8	2:05.772	+13.218	12:16:36.883

Jefe de cronometraje

Orbits

Provisional

Los Comisarios Deportivos

El Director de Carrera

El Cronametrador

Definitiva

Hora:

Hora:

Hora:



# CAMPEONATO ARAGÓN MOTOCROSS



Camp. Aragón MX, Memorial Gaibar-Mir

Clasificado por vueltas

MX-Promesas

Motorland - MX 0,000 km

Segunda Manga

14/12/2014 14:05

Carrera (15:00 y 2 Vueltas) iniciado a 14:12:03

Pos.	Nº	Nombre	Vts.	Total T°	Dif.1°	Mejor Tm	Club
1	284	TOMAS CASTILLO, ERIC	11	19:13.397		1:42.474	Mc. Segre
2	12	PAMIAS ROIG, MARC	11	19:50.204	36.807	1:45.990	Mc. Segre
3	99	FONTOVA SALVIA, ALBERT	11	19:52.078	38.681	1:45.920	Mc. Segre
4	49	RIBERA LOMBARTE, CESC	10	19:17.436	1 Vuelta	1:53.801	Mc. Segre
5	212	COPPERWHEAT, OLIVER	10	19:32.202	1 Vuelta	1:52.092	MC Ctat. Albaida
6	75	COMELLAS SALA, GERARD	10	19:34.876	1 Vuelta	1:54.420	Mc. Segre
7	5	LABENA BLASCO, ANDRES	10	20:35.542	1 Vuelta	1:59.784	Mc. Salvador
8	1	MENE MANERO, NICOLAS	10	20:50.478	1 Vuelta	1:56.540	Tauste Mc.
9	9	FARRES PLAZA, GUILLEM	10	21:12.505	1 Vuelta	1:46.374	Amv Torroella
10	76	PONS SALADELAFONT, ORIOL	9	19:27.682	2 Vueltas	2:06.662	Mc. Segre
11	176	GIRAL ROMERO, JULIAN	9	19:58.591	2 Vueltas	2:08.822	Mc. Ontinar
12	41	LARREN NEVES, MIGUEL ANGEL	9	20:10.289	2 Vueltas	2:08.775	Mc. Zuera
13	44	SISO NOFRE, DANIEL	9	20:51.914	2 Vueltas	2:12.486	Mc. Segre
14	35	SEGU ROSA, ORIOL	6	19:30.687	5 Vueltas	1:54.721	Mc. Segre

No clasificado

NE	223	TORRIJO SIESO, DIEGO			NE		Mc. Zuera
----	-----	----------------------	--	--	----	--	-----------

Márgen de victoria	Velocidad media	Mejor t° de vuelta	Mejor Vel.	Mejor vuelta para
36.807	-	1:42.474	-	284 - TOMAS CASTILLO, ERIC

Jefe de cronometraje

Orbits

Provisional

Los Comisarios Deportivos

El Director de Carrera

El Cronametrador

Definitiva

Hora:

Hora:

Hora:



## Camp. Aragón MX, Memorial Gaibar-Mir

MX-Promesas

Motorland - MX 0,000 km

Segunda Manga

14/12/2014 14:05

Carrera (15:00 y 2 Vueltas) iniciado a 14:12:03

Lap	Lap Tm	Diff	Time of Day
<b>(284) TOMAS CASTILLO, ERIC</b>			
1	1:44.751	+2.277	14:13:53.501
2	1:43.475	+1.001	14:15:36.976
3	1:42.474		14:17:19.450
4	1:43.687	+1.213	14:19:03.137
5	1:45.292	+2.818	14:20:48.429
6	1:43.691	+1.217	14:22:32.120
7	1:45.226	+2.752	14:24:17.346
8	1:44.052	+1.578	14:26:01.398
9	1:44.807	+2.333	14:27:46.205
10	1:46.151	+3.677	14:29:32.356
11	1:44.639	+2.165	14:31:16.995

Lap	Lap Tm	Diff	Time of Day
<b>(12) PAMIAS ROIG, MARC</b>			
1	1:49.452	+3.462	14:13:59.175
2	1:48.534	+2.544	14:15:47.709
3	1:48.170	+2.180	14:17:35.879
4	1:47.651	+1.661	14:19:23.530
5	1:46.814	+0.824	14:21:10.344
6	1:46.443	+0.453	14:22:56.787
7	1:45.990		14:24:42.777
8	1:47.013	+1.023	14:26:29.790
9	1:48.093	+2.103	14:28:17.883
10	1:47.778	+1.788	14:30:05.661
11	1:48.141	+2.151	14:31:53.802

Lap	Lap Tm	Diff	Time of Day
<b>(99) FONTOVA SALVIA, ALBERT</b>			
1	1:47.987	+2.067	14:13:56.864
2	1:49.170	+3.250	14:15:46.034
3	1:48.947	+3.027	14:17:34.981
4	1:47.899	+1.979	14:19:22.880
5	1:48.258	+2.338	14:21:11.138
6	1:46.817	+0.897	14:22:57.955
7	1:45.920		14:24:43.875
8	1:46.859	+0.939	14:26:30.734
9	1:47.664	+1.744	14:28:18.398
10	1:48.521	+2.601	14:30:06.919
11	1:48.757	+2.837	14:31:55.676

Lap	Lap Tm	Diff	Time of Day
<b>(49) RIBERA LOMBARTE, CESC</b>			
1	1:54.306	+0.505	14:14:04.469
2	1:54.543	+0.742	14:15:59.012
3	1:54.747	+0.946	14:17:53.759
4	1:54.001	+0.200	14:19:47.760
5	1:54.898	+1.097	14:21:42.658
6	1:54.356	+0.555	14:23:37.014
7	1:54.689	+0.888	14:25:31.703
8	1:53.801		14:27:25.504
9	1:55.177	+1.376	14:29:20.681
10	2:00.353	+6.552	14:31:21.034

Lap	Lap Tm	Diff	Time of Day
<b>(212) COPPERWHEAT, OLIVER</b>			
1	1:59.227	+7.135	14:14:08.872
2	1:56.805	+4.713	14:16:05.677
3	1:57.958	+5.866	14:18:03.635
4	1:57.096	+5.004	14:20:00.731
5	1:56.442	+4.350	14:21:57.173
6	1:56.228	+4.136	14:23:53.401
7	1:56.386	+4.294	14:25:49.787
8	1:56.923	+4.831	14:27:46.710
9	1:56.998	+4.906	14:29:43.708
10	1:52.092		14:31:35.800

Lap	Lap Tm	Diff	Time of Day
<b>(75) COMELLAS SALA, GERARD</b>			
1	1:59.961	+5.541	14:14:09.858

Lap	Lap Tm	Diff	Time of Day
2	1:58.627	+4.207	14:16:08.485
3	1:57.276	+2.856	14:18:05.761
4	1:55.387	+0.967	14:20:01.148
5	1:54.420		14:21:55.568
6	1:55.593	+1.173	14:23:51.161
7	1:56.746	+2.326	14:25:47.907
8	1:57.418	+2.998	14:27:45.325
9	1:57.344	+2.924	14:29:42.669
10	1:55.805	+1.385	14:31:38.474

Lap	Lap Tm	Diff	Time of Day
<b>(5) LABENA BLASCO, ANDRES</b>			
1	2:01.886	+2.102	14:14:11.961
2	1:59.784		14:16:11.745
3	2:00.493	+0.709	14:18:12.238
4	2:02.466	+2.682	14:20:14.704
5	2:03.216	+3.432	14:22:17.920
6	2:02.691	+2.907	14:24:20.611
7	2:00.971	+1.187	14:26:21.582
8	2:04.372	+4.588	14:28:25.954
9	2:05.677	+5.893	14:30:31.631
10	2:07.509	+7.725	14:32:39.140

Lap	Lap Tm	Diff	Time of Day
<b>(1) MENE MANERO, NICOLAS</b>			
1	2:02.485	+5.945	14:14:12.179
2	1:59.859	+3.319	14:16:12.038
3	1:56.540		14:18:08.578
4	2:32.048	+35.508	14:20:40.626
5	1:59.490	+2.950	14:22:40.116
6	1:59.126	+2.586	14:24:39.242
7	2:03.044	+6.504	14:26:42.286
8	2:02.284	+5.744	14:28:44.570
9	2:05.986	+9.446	14:30:50.556
10	2:03.520	+6.980	14:32:54.076

Lap	Lap Tm	Diff	Time of Day
<b>(9) FARRÉS PLAZA, GUILLEM</b>			
1	1:48.194	+1.820	14:13:57.650
2	1:47.595	+1.221	14:15:45.245
3	1:46.732	+0.358	14:17:31.977
4	1:47.378	+1.004	14:19:19.355
5	1:47.599	+1.225	14:21:06.954
6	1:46.374		14:22:53.328
7	2:11.246	+24.872	14:25:04.574
8	1:46.791	+0.417	14:26:51.365
9	1:46.622	+0.248	14:28:37.987
10	4:38.116	+2:51.742	14:33:16.103

Lap	Lap Tm	Diff	Time of Day
<b>(76) PONS SALADELAFONT, ORIOL</b>			
1	2:06.662		14:14:17.094
2	2:07.753	+1.091	14:16:24.847
3	2:07.095	+0.433	14:18:31.942
4	2:07.937	+1.275	14:20:39.879
5	2:09.923	+3.261	14:22:49.802
6	2:11.456	+4.794	14:25:01.258
7	2:07.991	+1.329	14:27:09.249
8	2:08.071	+1.409	14:29:17.320
9	2:13.960	+7.298	14:31:31.280

Lap	Lap Tm	Diff	Time of Day
<b>(176) GIRAL ROMERO, JULIAN</b>			
1	2:17.909	+9.087	14:14:29.440
2	2:14.913	+6.091	14:16:44.353
3	2:14.743	+5.921	14:18:59.096
4	2:13.037	+4.215	14:21:12.133
5	2:10.224	+1.402	14:23:22.357
6	2:10.143	+1.321	14:25:32.500
7	2:10.262	+1.440	14:27:42.762
8	2:08.822		14:29:51.584

Lap	Lap Tm	Diff	Time of Day
<b>(41) LARREN NEVES, MIGUEL ANGEL</b>			
9	2:10.605	+1.783	14:32:02.189
1	2:13.603	+4.828	14:14:24.161
2	2:13.556	+4.781	14:16:37.717
3	2:08.775		14:18:46.492
4	2:12.293	+3.518	14:20:58.785
5	2:14.466	+5.691	14:23:13.251
6	2:12.479	+3.704	14:25:25.730
7	2:16.443	+7.668	14:27:42.173
8	2:15.212	+6.437	14:29:57.385
9	2:16.502	+7.727	14:32:13.887

Lap	Lap Tm	Diff	Time of Day
<b>(44) SISO NOFRE, DANIEL</b>			
1	2:12.973	+0.487	14:14:22.744
2	2:14.518	+2.032	14:16:37.262
3	2:34.864	+22.378	14:19:12.126
4	2:12.486		14:21:24.612
5	2:13.053	+0.567	14:23:37.665
6	2:18.408	+5.922	14:25:56.073
7	2:17.634	+5.148	14:28:13.707
8	2:22.159	+9.673	14:30:35.866
9	2:19.646	+7.160	14:32:55.512

Lap	Lap Tm	Diff	Time of Day
<b>(35) SEGU ROSA, ORIOL</b>			
1	1:55.237	+0.516	14:14:06.043
2	1:57.491	+2.770	14:16:03.534
3	1:55.331	+0.610	14:17:58.865
4	1:54.721		14:19:53.586
5	1:56.297	+1.576	14:21:49.883
6	9:44.402	+7:49.681	14:31:34.285

Jefe de cronometraje

Orbits

Provisional

Los Comisarios Deportivos

El Director de Carrera

El Cronametrador

Definitiva

Hora:

Hora:

Hora:

# CAMPEONATO ARAGÓN MOTOCROSS




## Camp. Aragón MX, Memorial Gaibar-Mir

MX-Promesas

Motorland - MX 0,000 km

Final Promesas 85cc



Pos.	Nº	Nombre	T. Punt.	1ªM	2ªM	Club
<b>Promesas</b>						
1	284	TOMAS CASTILLO, ERIC	50	25	25	Mc. Segre
2	12	PAMIAS ROIG, MARC	40	18	22	Mc. Segre
3	99	FONTOVA SALVIA, ALBERT	40	20	20	Mc. Segre
4	9	FARRES PLAZA, GUILLEM	34	22	12	Amv Torroella
5	49	RIBERA LOMBARTE, CESC	33	15	18	Mc. Segre
6	212	COPPERWHEAT, OLIVER	30	14	16	MC Ctat. Albaida
7	75	COMELLAS SALA, GERARD	28	13	15	Mc. Segre
8	5	LABENA BLASCO, ANDRES	26	12	14	Mc. Salvador
9	35	SEGU ROSA, ORIOL	23	16	7	Mc. Segre
10	76	PONS SALADELAFONT, ORIOL	22	11	11	Mc. Segre
11	176	GIRAL ROMERO, JULIAN	18	8	10	Mc. Ontinar
12	44	SISO NOFRE, DANIEL	18	10	8	Mc. Segre
13	41	LARREN NEVES, MIGUEL ANGEL	18	9	9	Mc. Zuera
14	1	MENE MANERO, NICOLAS	13	0	13	Tauste Mc.
NE	223	TORRIJO SIESO, DIEGO	0	0	0	Mc. Zuera

Jefe de cronometraje

Orbits

Provisional

Los Comisarios Deportivos

El Director de Carrera

El Cronametrador

Definitiva

Hora:

Hora:

Hora:



# CAMPEONATO ARAGÓN MOTOCROSS



Camp. Aragón MX, Memorial Gaibar-Mir

Clasificado por mejor tiempo de vuelta

MX-Alevín

Motorland - MX 0,000 km

Entrenos Oficiales

14/12/2014 10:30

Clasificación (15:00 Tiempo) iniciado a 10:29:56

Pos.	N°	Nombre	Mejor Tm	Dif. 1°	Total T°	En V.	Clase	Club
1	313	PAVLIV , ILYA	1:56.140		15:55.461	8	Alevín 65	Esc. Fmc Bratsk
2	165	MONNE VILES, ADRIA	1:56.208	0.068	15:19.107	7	Alevín 65	Mc. Segre
3	7	TORRIJO SIESO, DIEGO	1:59.745	3.605	17:27.046	3	Alevín 65	Mc. Zuera
4	99	ABELLAN GIL, EDGAR	2:00.139	3.999	16:51.759	9	Alevín 65	C.M. Epila
5	11	ALBISUA FUENTES, GILEN	2:01.750	5.610	17:02.971	7	Alevín 65	Mc. Aiala
6	39	MONTAÑES PONZ, MARCOS	2:04.938	8.798	15:13.296	8	Alevín 65	Mc. Bajo Aragón
7	6	EMBID LATORRE, MANUEL	2:06.036	9.896	15:54.415	8	Alevín 65	Esc. A Full
8	20	GALLART TORRES, ROGER	2:07.643	11.503	15:40.874	7	Alevín 65	Mc. Segre
9	17	CLAVER GIMENEZ, CRISTIAN	2:11.014	14.874	16:01.648	5	Alevín 65	Sinesponsor Racing
10	95	SANCHEZ ESCUER, EDGAR	2:14.446	18.306	16:11.390	3	Alevín 65	Mc. Segre
11	10	CAMPS FAURIA, XAVIER	2:15.932	19.792	15:30.088	3	Alevín 65	Mc. Segre
12	55	SANTIAGO VALLINAS, SAMUEL	2:16.793	20.653	16:38.187	5	Alevín 65	Mc. Zuera

Jefe de cronometraje

Orbits

Provisional

Los Comisarios Deportivos

El Director de Carrera

El Cronametrador

Definitiva

Hora:

Hora:

Hora:





## Camp. Aragón MX, Memorial Gaibar-Mir

MX-Alevin

Motorland - MX 0,000 km

Entrenos Oficiales

14/12/2014 10:30

Clasificación (15:00 Tiempo) iniciado a 10:29:56

Lap	Lap Tm	Diff	Time of Day
<b>(313) PAVLIV , ILYA</b>			
1			10:30:05.411
2	<b>2:06.218</b>	+10.078	10:32:11.629
3	<b>1:56.740</b>	+0.600	10:34:08.369
4	<b>1:58.166</b>	+2.026	10:36:06.535
5	<b>1:56.311</b>	+0.171	10:38:02.846
6	<b>1:59.312</b>	+3.172	10:40:02.158
7	<b>1:57.689</b>	+1.549	10:41:59.847
8	<b>1:56.140</b>		10:43:55.987
9	<b>1:56.430</b>	+0.290	10:45:52.417

Lap	Lap Tm	Diff	Time of Day
<b>(165) MONNE VILES, ADRIA</b>			
1			10:30:02.046
2	<b>2:00.670</b>	+4.462	10:32:02.716
3	<b>3:21.832</b>	+1:25.624	10:35:24.548
4	<b>2:01.137</b>	+4.929	10:37:25.685
5	<b>1:58.753</b>	+2.545	10:39:24.438
6	<b>1:57.005</b>	+0.797	10:41:21.443
7	<b>1:56.208</b>		10:43:17.651
8	<b>1:58.412</b>	+2.204	10:45:16.063

Lap	Lap Tm	Diff	Time of Day
<b>(7) TORRIJO SIESO, DIEGO</b>			
1			10:30:11.937
2	<b>2:07.462</b>	+7.717	10:32:19.399
3	<b>1:59.745</b>		10:34:19.144
4	<b>2:00.543</b>	+0.798	10:36:19.687
5	<b>2:01.939</b>	+2.194	10:38:21.626
6	<b>2:03.526</b>	+3.781	10:40:25.152
7	<b>2:06.756</b>	+7.011	10:42:31.908
8	<b>2:18.064</b>	+18.319	10:44:49.972
9	<b>2:34.030</b>	+34.285	10:47:24.002

Lap	Lap Tm	Diff	Time of Day
<b>(99) ABELLAN GIL, EDGAR</b>			
1			10:30:04.644
2	<b>2:19.818</b>	+19.679	10:32:24.462
3	<b>2:06.717</b>	+6.578	10:34:31.179
4	<b>2:04.062</b>	+3.923	10:36:35.241
5	<b>2:04.980</b>	+4.841	10:38:40.221
6	<b>2:02.781</b>	+2.642	10:40:43.002
7	<b>2:03.565</b>	+3.426	10:42:46.567
8	<b>2:02.009</b>	+1.870	10:44:48.576
9	<b>2:00.139</b>		10:46:48.715

Lap	Lap Tm	Diff	Time of Day
<b>(11) ALBISUA FUENTES, GILEN</b>			
1			10:30:06.722
2	<b>2:20.745</b>	+18.995	10:32:27.467
3	<b>2:07.176</b>	+5.426	10:34:34.643
4	<b>2:07.988</b>	+6.238	10:36:42.631
5	<b>2:03.841</b>	+2.091	10:38:46.472
6	<b>2:02.856</b>	+1.106	10:40:49.328
7	<b>2:01.750</b>		10:42:51.078
8	<b>2:04.443</b>	+2.693	10:44:55.521
9	<b>2:04.406</b>	+2.656	10:46:59.927

Lap	Lap Tm	Diff	Time of Day
<b>(39) MONTAÑES PONZ, MARCOS</b>			
1			10:30:08.895
2	<b>2:21.560</b>	+16.622	10:32:30.455
3	<b>2:08.950</b>	+4.012	10:34:39.405
4	<b>2:06.569</b>	+1.631	10:36:45.974
5	<b>2:08.080</b>	+3.142	10:38:54.054
6	<b>2:06.305</b>	+1.367	10:41:00.359
7	<b>2:04.955</b>	+0.017	10:43:05.314
8	<b>2:04.938</b>		10:45:10.252

Lap	Lap Tm	Diff	Time of Day
<b>(6) EMBID LATORRE, MANUEL</b>			

Lap	Lap Tm	Diff	Time of Day
1			10:30:08.421
2	<b>2:33.403</b>	+27.367	10:32:41.824
3	<b>2:17.475</b>	+11.439	10:34:59.299
4	<b>2:14.990</b>	+8.954	10:37:14.289
5	<b>2:12.396</b>	+6.360	10:39:26.685
6	<b>2:10.663</b>	+4.627	10:41:37.348
7	<b>2:07.987</b>	+1.951	10:43:45.335
8	<b>2:06.036</b>		10:45:51.371

Lap	Lap Tm	Diff	Time of Day
<b>(20) GALLART TORRES, ROGER</b>			
1			10:30:05.662
2	<b>2:17.542</b>	+9.899	10:32:23.204
3	<b>2:09.976</b>	+2.333	10:34:33.180
4	<b>2:07.978</b>	+0.335	10:36:41.158
5	<b>2:08.945</b>	+1.302	10:38:50.103
6	<b>2:08.654</b>	+1.011	10:40:58.757
7	<b>2:07.643</b>		10:43:06.400
8	<b>2:31.430</b>	+23.787	10:45:37.830

Lap	Lap Tm	Diff	Time of Day
<b>(17) CLAVER GIMENEZ, CRISTIAN</b>			
1			10:30:09.738
2	<b>2:30.897</b>	+19.883	10:32:40.635
3	<b>2:14.669</b>	+3.655	10:34:55.304
4	<b>2:13.950</b>	+2.936	10:37:09.254
5	<b>2:11.014</b>		10:39:20.268
6	<b>2:12.357</b>	+1.343	10:41:32.625
7	<b>2:12.154</b>	+1.140	10:43:44.779
8	<b>2:13.825</b>	+2.811	10:45:58.604

Lap	Lap Tm	Diff	Time of Day
<b>(95) SANCHEZ ESCUER, EDGAR</b>			
1			10:30:06.888
2	<b>2:21.415</b>	+6.969	10:32:28.303
3	<b>2:14.446</b>		10:34:42.749
4	<b>2:17.059</b>	+2.613	10:36:59.808
5	<b>2:17.237</b>	+2.791	10:39:17.045
6	<b>2:18.743</b>	+4.297	10:41:35.788
7	<b>2:15.101</b>	+0.655	10:43:50.889
8	<b>2:17.457</b>	+3.011	10:46:08.346

Lap	Lap Tm	Diff	Time of Day
<b>(10) CAMPS FAURIA, XAVIER</b>			
1			10:30:08.629
2	<b>2:28.859</b>	+12.927	10:32:37.488
3	<b>2:15.932</b>		10:34:53.420
4	<b>2:19.421</b>	+3.489	10:37:12.841
5	<b>2:19.077</b>	+3.145	10:39:31.918
6	<b>2:19.093</b>	+3.161	10:41:51.011
7	<b>3:36.033</b>	+1:20.101	10:45:27.044

Lap	Lap Tm	Diff	Time of Day
<b>(55) SANTIAGO VALLINAS, SAMUEL</b>			
1			10:30:07.456
2	<b>2:32.476</b>	+15.683	10:32:39.932
3	<b>2:18.027</b>	+1.234	10:34:57.959
4	<b>2:20.627</b>	+3.834	10:37:18.586
5	<b>2:16.793</b>		10:39:35.379
6	<b>2:24.607</b>	+7.814	10:41:59.986
7	<b>2:17.300</b>	+0.507	10:44:17.286
8	<b>2:17.857</b>	+1.064	10:46:35.143

Jefe de cronometraje

Orbits

Provisional

Los Comisarios Deportivos

El Director de Carrera

El Cronametrador

Definitiva

Hora:

Hora:

Hora:

# CAMPEONATO ARAGÓN MOTOCROSS



Camp. Aragón MX, Memorial Gaibar-Mir

Clasificado por vueltas

MX-Alevin

Motorland - MX 0,000 km

Primera Manga

14/12/2014 12:20

Carrera (10:00 y 2 Vueltas) iniciado a 12:30:42

Pos.	Nº	Nombre	Vts.	Total T°	Dif.1°	Mejor Tm	Club
1	165	MONNE VILES, ADRIA	8	15:33.765		1:54.113	Mc. Segre
2	313	PAVLIV , ILYA	8	15:47.110	13.345	1:54.933	Esc. Fmc Bratsk
3	99	ABELLAN GIL, EDGAR	8	16:26.862	53.097	2:01.076	C.M. Epila
4	7	TORRIJO SIESO, DIEGO	8	16:36.732	1:02.967	2:00.353	Mc. Zuera
5	11	ALBISUA FUENTES, GILEN	8	16:46.776	1:13.011	2:03.753	Mc. Aiala
6	6	EMBID LATORRE, MANUEL	8	17:06.255	1:32.490	2:04.088	Esc. A Full
7	39	MONTAÑES PONZ, MARCOS	8	17:08.214	1:34.449	2:04.723	Mc. Bajo Aragón
8	20	GALLART TORRES, ROGER	8	17:33.909	2:00.144	2:08.382	Mc. Segre
9	10	CAMPS FAURIA, XAVIER	7	15:44.211	1 Vuelta	2:11.347	Mc. Segre
10	95	SANCHEZ ESCUER, EDGAR	7	15:46.265	1 Vuelta	2:12.587	Mc. Segre
11	55	SANTIAGO VALLINAS, SAMUEL	7	15:53.819	1 Vuelta	2:12.137	Mc. Zuera
12	17	CLAVER GIMENEZ, CRISTIAN	7	15:58.750	1 Vuelta	2:13.079	Sinesponsor Racing

Márgen de victoria	Velocidad media	Mejor t° de vuelta	Mejor Vel.	Mejor vuelta para
13.345	-	1:54.113	-	165 - MONNE VILES, ADRIA

Jefe de cronometraje

Orbits

Provisional

Los Comisarios Deportivos

El Director de Carrera

El Cronametrador

Definitiva

Hora:

Hora:

Hora:



## Camp. Aragón MX, Memorial Gaibar-Mir

MX-Alevin

Motorland - MX 0,000 km

Primera Manga

14/12/2014 12:20

Carrera (10:00 y 2 Vueltas) iniciado a 12:30:42

Lap	Lap Tm	Diff	Time of Day
<b>(165) MONNE VILES, ADRIA</b>			
1	1:55.275	+1.162	12:32:43.638
2	<b>1:54.113</b>		12:34:37.751
3	1:54.886	+0.773	12:36:32.637
4	1:54.399	+0.286	12:38:27.036
5	1:55.062	+0.949	12:40:22.098
6	1:57.576	+3.463	12:42:19.674
7	1:57.540	+3.427	12:44:17.214
8	1:59.073	+4.960	12:46:16.287

Lap	Lap Tm	Diff	Time of Day
<b>(313) PAVLIV, ILYA</b>			
1	1:58.927	+3.994	12:32:47.715
2	1:57.049	+2.116	12:34:44.764
3	<b>1:54.933</b>		12:36:39.697
4	1:55.619	+0.686	12:38:35.316
5	1:57.405	+2.472	12:40:32.721
6	1:57.412	+2.479	12:42:30.133
7	1:58.107	+3.174	12:44:28.240
8	2:01.392	+6.459	12:46:29.632

Lap	Lap Tm	Diff	Time of Day
<b>(99) ABELLAN GIL, EDGAR</b>			
1	2:05.014	+3.938	12:32:54.473
2	2:03.105	+2.029	12:34:57.578
3	2:02.924	+1.848	12:37:00.502
4	2:01.460	+0.384	12:39:01.962
5	2:02.453	+1.377	12:41:04.415
6	2:02.362	+1.286	12:43:06.777
7	2:01.531	+0.455	12:45:08.308
8	<b>2:01.076</b>		12:47:09.384

Lap	Lap Tm	Diff	Time of Day
<b>(7) TORRIJO SIESO, DIEGO</b>			
1	2:02.940	+2.587	12:32:51.933
2	2:18.348	+17.995	12:35:10.281
3	2:01.175	+0.822	12:37:11.456
4	2:00.848	+0.495	12:39:12.304
5	2:00.879	+0.526	12:41:13.183
6	2:00.956	+0.603	12:43:14.139
7	<b>2:00.353</b>		12:45:14.492
8	2:04.762	+4.409	12:47:19.254

Lap	Lap Tm	Diff	Time of Day
<b>(11) ALBISUA FUENTES, GILEN</b>			
1	2:08.302	+4.549	12:32:57.669
2	2:04.939	+1.186	12:35:02.608
3	2:04.225	+0.472	12:37:06.833
4	2:04.775	+1.022	12:39:11.608
5	2:03.843	+0.090	12:41:15.451
6	<b>2:03.753</b>		12:43:19.204
7	2:04.139	+0.386	12:45:23.343
8	2:05.955	+2.202	12:47:29.298

Lap	Lap Tm	Diff	Time of Day
<b>(6) EMBID LATORRE, MANUEL</b>			
1	2:14.861	+10.773	12:33:04.363
2	2:07.407	+3.319	12:35:11.770
3	2:07.171	+3.083	12:37:18.941
4	2:06.730	+2.642	12:39:25.671
5	2:06.184	+2.096	12:41:31.855
6	2:07.571	+3.483	12:43:39.426
7	2:05.263	+1.175	12:45:44.689
8	<b>2:04.088</b>		12:47:48.777

Lap	Lap Tm	Diff	Time of Day
<b>(39) MONTAÑES PONZ, MARCOS</b>			
1	2:15.607	+10.884	12:33:04.954
2	2:07.952	+3.229	12:35:12.906
3	2:07.141	+2.418	12:37:20.047
4	2:06.774	+2.051	12:39:26.821

Lap	Lap Tm	Diff	Time of Day
5	2:06.235	+1.512	12:41:33.056
6	2:07.359	+2.636	12:43:40.415
7	2:05.598	+0.875	12:45:46.013
8	<b>2:04.723</b>		12:47:50.736

Lap	Lap Tm	Diff	Time of Day
<b>(20) GALLART TORRES, ROGER</b>			
1	2:16.768	+8.386	12:33:06.475
2	2:11.536	+3.154	12:35:18.011
3	<b>2:08.382</b>		12:37:26.393
4	2:09.648	+1.266	12:39:36.041
5	2:09.631	+1.249	12:41:45.672
6	2:09.899	+1.517	12:43:55.571
7	2:10.784	+2.402	12:46:06.355
8	2:10.076	+1.694	12:48:16.431

Lap	Lap Tm	Diff	Time of Day
<b>(10) CAMPS FAURIA, XAVIER</b>			
1	2:14.399	+3.052	12:33:03.084
2	2:13.744	+2.397	12:35:16.828
3	<b>2:11.347</b>		12:37:28.175
4	2:12.920	+1.573	12:39:41.095
5	2:15.308	+3.961	12:41:56.403
6	2:16.387	+5.040	12:44:12.790
7	2:13.943	+2.596	12:46:26.733

Lap	Lap Tm	Diff	Time of Day
<b>(95) SANCHEZ ESCUER, EDGAR</b>			
1	2:19.575	+6.988	12:33:09.058
2	2:14.293	+1.706	12:35:23.351
3	2:12.780	+0.193	12:37:36.131
4	<b>2:12.587</b>		12:39:48.718
5	2:13.357	+0.770	12:42:02.075
6	2:13.494	+0.907	12:44:15.569
7	2:13.218	+0.631	12:46:28.787

Lap	Lap Tm	Diff	Time of Day
<b>(55) SANTIAGO VALLINAS, SAMUEL</b>			
1	2:21.470	+9.333	12:33:10.810
2	2:14.889	+2.752	12:35:25.699
3	<b>2:12.137</b>		12:37:37.836
4	2:13.554	+1.417	12:39:51.390
5	2:14.081	+1.944	12:42:05.471
6	2:16.161	+4.024	12:44:21.632
7	2:14.709	+2.572	12:46:36.341

Lap	Lap Tm	Diff	Time of Day
<b>(17) CLAVER GIMENEZ, CRISTIAN</b>			
1	2:23.777	+10.698	12:33:13.629
2	2:15.998	+2.919	12:35:29.627
3	2:14.969	+1.890	12:37:44.596
4	2:14.539	+1.460	12:39:59.135
5	2:13.672	+0.593	12:42:12.807
6	<b>2:13.079</b>		12:44:25.886
7	2:15.386	+2.307	12:46:41.272

Jefe de cronometraje

Orbits

Provisional

Los Comisarios Deportivos

El Director de Carrera

El Cronametrador

Definitiva

Hora:

Hora:

Hora:

# CAMPEONATO ARAGÓN MOTOCROSS



Camp. Aragón MX, Memorial Gaibar-Mir

Clasificado por vueltas

MX-Alevin Motorland - MX 0,000 km  
 Segunda Manga 14/12/2014 14:25  
 Carrera (10:00 y 2 Vueltas) iniciado a 14:39:17

Pos.	Nº	Nombre	Vts.	Total T°	Dif.1°	Mejor Tm	Club
1	165	MONNE VILES, ADRIA	8	15:36.649		1:53.630	Mc. Segre
2	313	PAVLIV , ILYA	8	15:45.479	8.830	1:55.332	Esc. Fmc Bratsk
3	7	TORRIJO SIESO, DIEGO	8	16:30.907	54.258	2:01.162	Mc. Zuera
4	99	ABELLAN GIL, EDGAR	8	16:34.516	57.867	2:01.620	C.M. Epila
5	11	ALBISUA FUENTES, GILEN	8	16:48.648	1:11.999	2:00.308	Mc. Aiala
6	39	MONTAÑES PONZ, MARCOS	8	17:18.958	1:42.309	2:05.904	Mc. Bajo Aragón
7	20	GALLART TORRES, ROGER	8	17:19.745	1:43.096	2:04.429	Mc. Segre
8	95	SANCHEZ ESCUER, EDGAR	7	15:50.566	1 Vuelta	2:11.815	Mc. Segre
9	6	EMBED LATORRE, MANUEL	7	15:50.858	1 Vuelta	2:09.964	Esc. A Full
10	10	CAMPS FAURIA, XAVIER	7	15:53.328	1 Vuelta	2:12.793	Mc. Segre
11	55	SANTIAGO VALLINAS, SAMUEL	7	15:58.884	1 Vuelta	2:13.080	Mc. Zuera
12	17	CLAVER GIMENEZ, CRISTIAN	7	16:23.623	1 Vuelta	2:16.260	Sinesponsor Racing

Márgen de victoria 8.830 Velocidad media - Mejor t° de vuelta 1:53.630 Mejor Vel. - Mejor vuelta para 165 - MONNE VILES, ADRIA

Jefe de cronometraje Orbits

Provisional Los Comisarios Deportivos El Director de Carrera El Cronametrador  
 Definitiva Hora: Hora: Hora:





## Camp. Aragón MX, Memorial Gaibar-Mir

MX-Alevin

Motorland - MX 0,000 km

Segunda Manga

14/12/2014 14:25

Carrera (10:00 y 2 Vueltas) iniciado a 14:39:17

Lap	Lap Tm	Diff	Time of Day
<b>(165) MONNE VILES, ADRIA</b>			
1	1:58.578	+4.948	14:41:23.290
2	1:55.682	+2.052	14:43:18.972
3	1:54.165	+0.535	14:45:13.137
4	1:54.330	+0.700	14:47:07.467
5	1:53.630		14:49:01.097
6	1:57.831	+4.201	14:50:58.928
7	1:58.245	+4.615	14:52:57.173
8	1:57.003	+3.373	14:54:54.176

Lap	Lap Tm	Diff	Time of Day
<b>(313) PAVLIV, ILYA</b>			
1	2:00.094	+4.762	14:41:23.877
2	1:56.215	+0.883	14:43:20.092
3	1:55.332		14:45:15.424
4	1:56.545	+1.213	14:47:11.969
5	1:56.894	+1.562	14:49:08.863
6	1:57.258	+1.926	14:51:06.121
7	1:57.231	+1.899	14:53:03.352
8	1:59.654	+4.322	14:55:03.006

Lap	Lap Tm	Diff	Time of Day
<b>(7) TORRIJO SIESO, DIEGO</b>			
1	2:06.344	+5.182	14:41:31.661
2	2:01.162		14:43:32.823
3	2:02.649	+1.487	14:45:35.472
4	2:02.515	+1.353	14:47:37.987
5	2:01.593	+0.431	14:49:39.580
6	2:02.443	+1.281	14:51:42.023
7	2:02.590	+1.428	14:53:44.613
8	2:03.821	+2.659	14:55:48.434

Lap	Lap Tm	Diff	Time of Day
<b>(99) ABELLAN GIL, EDGAR</b>			
1	2:06.461	+4.841	14:41:30.840
2	2:05.385	+3.765	14:43:36.225
3	2:02.982	+1.362	14:45:39.207
4	2:02.656	+1.036	14:47:41.863
5	2:02.622	+1.002	14:49:44.485
6	2:01.620		14:51:46.105
7	2:01.672	+0.052	14:53:47.777
8	2:04.266	+2.646	14:55:52.043

Lap	Lap Tm	Diff	Time of Day
<b>(11) ALBISUA FUENTES, GILEN</b>			
1	2:09.274	+8.966	14:41:33.010
2	2:04.877	+4.569	14:43:37.887
3	2:02.910	+2.602	14:45:40.797
4	2:00.308		14:47:41.105
5	2:01.728	+1.420	14:49:42.833
6	2:05.957	+5.649	14:51:48.790
7	2:08.735	+8.427	14:53:57.525
8	2:08.650	+8.342	14:56:06.175

Lap	Lap Tm	Diff	Time of Day
<b>(39) MONTAÑES PONZ, MARCOS</b>			
1	2:14.012	+8.108	14:41:38.954
2	2:10.449	+4.545	14:43:49.403
3	2:09.224	+3.320	14:45:58.627
4	2:09.916	+4.012	14:48:08.543
5	2:09.640	+3.736	14:50:18.183
6	2:05.904		14:52:24.087
7	2:06.200	+0.296	14:54:30.287
8	2:06.198	+0.294	14:56:36.485

Lap	Lap Tm	Diff	Time of Day
<b>(20) GALLART TORRES, ROGER</b>			
1	2:15.361	+10.932	14:41:40.284
2	2:11.981	+7.552	14:43:52.265
3	2:08.572	+4.143	14:46:00.837
4	2:10.427	+5.998	14:48:11.264

Lap	Lap Tm	Diff	Time of Day
5	2:08.620	+4.191	14:50:19.884
6	2:05.017	+0.588	14:52:24.901
7	2:07.942	+3.513	14:54:32.843
8	2:04.429		14:56:37.272

Lap	Lap Tm	Diff	Time of Day
<b>(95) SANCHEZ ESCUER, EDGAR</b>			
1	2:21.144	+9.329	14:41:46.053
2	2:14.525	+2.710	14:44:00.578
3	2:13.851	+2.036	14:46:14.429
4	2:13.094	+1.279	14:48:27.523
5	2:11.815		14:50:39.338
6	2:14.092	+2.277	14:52:53.430
7	2:14.663	+2.848	14:55:08.093

Lap	Lap Tm	Diff	Time of Day
<b>(6) EMBID LATORRE, MANUEL</b>			
1	2:19.379	+9.415	14:41:45.283
2	2:27.275	+17.311	14:44:12.558
3	2:12.330	+2.366	14:46:24.888
4	2:11.039	+1.075	14:48:35.927
5	2:10.627	+0.663	14:50:46.554
6	2:09.964		14:52:56.518
7	2:11.867	+1.903	14:55:08.385

Lap	Lap Tm	Diff	Time of Day
<b>(10) CAMPS FAURIA, XAVIER</b>			
1	2:19.177	+6.384	14:41:43.136
2	2:16.178	+3.385	14:43:59.314
3	2:14.009	+1.216	14:46:13.323
4	2:12.793		14:48:26.116
5	2:13.854	+1.061	14:50:39.970
6	2:14.354	+1.561	14:52:54.324
7	2:16.531	+3.738	14:55:10.855

Lap	Lap Tm	Diff	Time of Day
<b>(55) SANTIAGO VALLINAS, SAMUEL</b>			
1	2:20.215	+7.135	14:41:44.951
2	2:16.787	+3.707	14:44:01.738
3	2:15.194	+2.114	14:46:16.932
4	2:13.080		14:48:30.012
5	2:14.569	+1.489	14:50:44.581
6	2:16.213	+3.133	14:53:00.794
7	2:15.617	+2.537	14:55:16.411

Lap	Lap Tm	Diff	Time of Day
<b>(17) CLAVER GIMENEZ, CRISTIAN</b>			
1	2:27.414	+11.154	14:41:51.663
2	2:19.930	+3.670	14:44:11.593
3	2:18.301	+2.041	14:46:29.894
4	2:16.605	+0.345	14:48:46.499
5	2:18.534	+2.274	14:51:05.033
6	2:19.857	+3.597	14:53:24.890
7	2:16.260		14:55:41.150

Jefe de cronometraje

Orbits

Provisional

Los Comisarios Deportivos

El Director de Carrera

El Cronametrador

Definitiva

Hora:

Hora:

Hora:

# CAMPEONATO ARAGÓN MOTOCROSS




## Camp. Aragón MX, Memorial Gaibar-Mir

MX-Alevín

Motorland - MX 0,000 km

Final Alevín 65cc



Pos.	Nº	Nombre	T. Punt.	1ªM	2ªM	Club
<b>Alevín 65</b>						
1	165	MONNE VILES, ADRIA	50	25	25	Mc. Segre
2	313	PAVLIV , ILYA	44	22	22	Esc. Fmc Bratsk
3	7	TORRIJO SIESO, DIEGO	38	18	20	Mc. Zuera
4	99	ABELLAN GIL, EDGAR	38	20	18	C.M. Epila
5	11	ALBISUA FUENTES, GILEN	32	16	16	Mc. Aiala
6	39	MONTAÑES PONZ, MARCOS	29	14	15	Mc. Bajo Aragón
7	6	EMBED LATORRE, MANUEL	27	15	12	Esc. A Full
8	20	GALLART TORRES, ROGER	27	13	14	Mc. Segre
9	95	SANCHEZ ESCUER, EDGAR	24	11	13	Mc. Segre
10	10	CAMPS FAURIA, XAVIER	23	12	11	Mc. Segre
11	55	SANTIAGO VALLINAS, SAMUEL	20	10	10	Mc. Zuera
12	17	CLAVER GIMENEZ, CRISTIAN	18	9	9	Sinesponsor Racing

Jefe de cronometraje

Orbits

Provisional

Los Comisarios Deportivos

El Director de Carrera

El Cronametrador

Definitiva

Hora:

Hora:

Hora:

