

Camp. Aragón MX, Calatayud

Clasificado por mejor tiempo de vuelta

MX-1

Calatayud 1,900 km

Entrenos Oficiales

25/05/2014 10:45

Clasificación (15:00 Tiempo) iniciado a 10:44:51

Pos.	N°	Nombre	Mejor Tm	Dif. 1°	Total T°	En V.	Club
1	39	LOPEZ MARTIN, YOEL	1:54.756		15:17.950	5	Mc. Zuera
2	2	BELLIDO PARDO, FERNANDO	1:55.047	0.291	16:26.156	7	Tauste Mc.
3	7	FERNANDEZ GARCIA, CESAR	1:55.781	1.025	16:40.899	8	Esc. A Full
4	80	MAROTO ROYO, MIGUEL ANGEL	1:58.706	3.950	15:55.778	7	A. D. Aragon Sport
5	35	PRADO CORRALES, SANTOS	1:59.698	4.942	15:35.108	5	Mc. Zuera
6	22	BILLALABEITIA UGARTE, EKAITZ	2:03.056	8.300	15:17.532	7	MC Zalla
7	83	ALONSO ISLA, OSCAR	2:05.726	10.970	17:12.381	5	Lairon Mc
8	10	JIMENEZ JIMENEZ, DAVID	2:07.284	12.528	16:23.015	3	MOTOCLUB LA ALDEA
9	55	DOMINGO PEREZ, MARCOS	2:11.653	16.897	17:06.192	7	Mc. Zuera

Jefe de cronometraje

Orbits

Provisional

Los Comisarios Deportivos

El Director de Carrera

El Cronametrador

Definitiva

Hora:

Hora:

Hora:

Camp. Aragón MX, Calatayud

MX-1

Calatayud 1,900 km

Entrenos Oficiales

25/05/2014 10:45

Clasificación (15:00 Tiempo) iniciado a 10:44:51

Lap	Lap Tm	Diff	Time of Day
(39) LOPEZ MARTIN, YOEL			
1			10:47:02.177
2	2:00.110	+5.354	10:49:02.287
3	1:56.676	+1.920	10:50:58.963
4	2:30.557	+35.801	10:53:29.520
5	1:54.756		10:55:24.276
6	2:50.199	+55.443	10:58:14.475
7	1:54.979	+0.223	11:00:09.454

Lap	Lap Tm	Diff	Time of Day
(2) BELLIDO PARDO, FERNANDO			
1			10:46:58.004
2	2:03.721	+8.674	10:49:01.725
3	2:02.904	+7.857	10:51:04.629
4	1:57.647	+2.600	10:53:02.276
5	1:55.966	+0.919	10:54:58.242
6	2:04.953	+9.906	10:57:03.195
7	1:55.047		10:58:58.242
8	2:19.418	+24.371	11:01:17.660

Lap	Lap Tm	Diff	Time of Day
(7) FERNANDEZ GARCIA, CESAR			
1			10:47:41.512
2	2:03.484	+7.703	10:49:44.996
3	1:58.599	+2.818	10:51:43.595
4	1:58.353	+2.572	10:53:41.948
5	1:58.663	+2.882	10:55:40.611
6	1:58.945	+3.164	10:57:39.556
7	1:57.066	+1.285	10:59:36.622
8	1:55.781		11:01:32.403

Lap	Lap Tm	Diff	Time of Day
(80) MAROTO ROYO, MIGUEL ANGEL			
1			10:47:48.050
2	2:07.296	+8.590	10:49:55.346
3	2:28.361	+29.655	10:52:23.707
4	2:08.095	+9.389	10:54:31.802
5	1:59.969	+1.263	10:56:31.771
6	2:16.805	+18.099	10:58:48.576
7	1:58.706		11:00:47.282

Lap	Lap Tm	Diff	Time of Day
(35) PRADO CORRALES, SANTOS			
1			10:49:57.490
2	2:05.464	+5.766	10:52:02.954
3	2:02.329	+2.631	10:54:05.283
4	2:04.404	+4.706	10:56:09.687
5	1:59.698		10:58:09.385
6	2:17.227	+17.529	11:00:26.612

Lap	Lap Tm	Diff	Time of Day
(22) BILLALABEITIA UGARTE, EKAITZ			
1			10:47:23.517
2	2:13.618	+10.562	10:49:37.135
3	2:10.361	+7.305	10:51:47.496
4	2:06.223	+3.167	10:53:53.719
5	2:07.547	+4.491	10:56:01.266
6	2:04.714	+1.658	10:58:05.980
7	2:03.056		11:00:09.036

Lap	Lap Tm	Diff	Time of Day
(83) ALONSO ISLA, OSCAR			
1			10:47:44.207
2	2:15.141	+9.415	10:49:59.348
3	2:08.962	+3.236	10:52:08.310
4	2:59.387	+53.661	10:55:07.697
5	2:05.726		10:57:13.423
6	2:35.960	+30.234	10:59:49.383
7	2:14.502	+8.776	11:02:03.885

Lap	Lap Tm	Diff	Time of Day
(10) JIMENEZ JIMENEZ, DAVID			

Lap	Lap Tm	Diff	Time of Day
1			10:47:37.762
2	2:14.975	+7.691	10:49:52.737
3	2:07.284		10:52:00.021
4	2:23.164	+15.880	10:54:23.185
5	2:07.750	+0.466	10:56:30.935
6	2:34.319	+27.035	10:59:05.254
7	2:09.265	+1.981	11:01:14.519

Lap	Lap Tm	Diff	Time of Day
(55) DOMINGO PEREZ, MARCOS			
1			10:48:17.235
2	2:22.734	+11.081	10:50:39.969
3	2:20.792	+9.139	10:53:00.761
4	2:19.853	+8.200	10:55:20.614
5	2:13.409	+1.756	10:57:34.023
6	2:12.020	+0.367	10:59:46.043
7	2:11.653		11:01:57.696

Jefe de cronometraje

Orbits

Provisional

Los Comisarios Deportivos

El Director de Carrera

El Cronametrador

Definitiva

Hora:

Hora:

Hora:

Camp. Aragón MX, Calatayud

Clasificado por vueltas

MX-1

Calatayud 1,900 km

Primera Manga

25/05/2014 12:40

Carrera (20:00 y 2 Vueltas) iniciado a 12:45:46

Pos.	Nº	Nombre	Vts.	Total Tº	Dif.1º	Mejor Tm	Club	Marca
1	7	FERNANDEZ GARCIA, CESAR	13	24:12.972		1:50.819	Esc. A Full	
2	2	BELLIDO PARDO, FERNANDO	13	24:16.730	3.758	1:51.289	Tauste Mc.	KAWASAKI
3	39	LOPEZ MARTIN, YOEL	13	24:44.498	31.526	1:51.683	Mc. Zuera	KAWASAKI
4	80	MAROTO ROYO, MIGUEL ANGEL	13	24:54.552	41.580	1:54.231	A. D. Aragon S	KTM
5	35	PRADO CORRALES, SANTOS	13	25:15.091	1:02.119	1:55.469	Mc. Zuera	
6	22	BILLALABEITIA UGARTE, EKAITZ	12	24:15.062	1 Vuelta	1:58.733	MC Zalla	HONDA
7	83	ALONSO ISLA, OSCAR	12	24:25.692	1 Vuelta	2:00.436	Lairon Mc	KAWASAKI
8	55	DOMINGO PEREZ, MARCOS	12	24:56.086	1 Vuelta	2:02.325	Mc. Zuera	SUZUKI
9	10	JIMENEZ JIMENEZ, DAVID	12	25:45.109	1 Vuelta	2:01.255	MOTOCUB LA	KAWASAKI

Márgen de victoria	Velocidad media	Mejor tº de vuelta	Mejor Vel.	Mejor vuelta para
3.758	61,199	1:50.819	61,722	7 - FERNANDEZ GARCIA, CESAR

Jefe de cronometraje

Orbits

Provisional

Los Comisarios Deportivos

El Director de Carrera

El Cronametrador

Definitiva

Hora:

Hora:

Hora:

Camp. Aragón MX, Calatayud

MX-1

Calatayud 1,900 km

Primera Manga

25/05/2014 12:40

Carrera (20:00 y 2 Vueltas) iniciado a 12:45:46

Lap	Lap Tm	Diff	Time of Day
(7) FERNANDEZ GARCIA, CESAR			
1			12:47:34.988
2	1:51.962	+1.143	12:49:26.950
3	1:51.242	+0.423	12:51:18.192
4	1:50.819		12:53:09.011
5	1:52.716	+1.897	12:55:01.727
6	1:51.756	+0.937	12:56:53.483
7	1:51.183	+0.364	12:58:44.666
8	1:52.152	+1.333	13:00:36.818
9	1:52.370	+1.551	13:02:29.188
10	1:53.161	+2.342	13:04:22.349
11	1:52.725	+1.906	13:06:15.074
12	1:51.434	+0.615	13:08:06.508
13	1:53.390	+2.571	13:09:59.898

Lap	Lap Tm	Diff	Time of Day
(2) BELLIDO PARDO, FERNANDO			
1			12:47:36.128
2	1:51.965	+0.676	12:49:28.093
3	1:51.632	+0.343	12:51:19.725
4	1:51.742	+0.453	12:53:11.467
5	1:52.461	+1.172	12:55:03.928
6	1:52.415	+1.126	12:56:56.343
7	1:52.348	+1.059	12:58:48.691
8	1:53.517	+2.228	13:00:42.208
9	1:52.755	+1.466	13:02:34.963
10	1:52.950	+1.661	13:04:27.913
11	1:51.815	+0.526	13:06:19.728
12	1:51.289		13:08:11.017
13	1:52.639	+1.350	13:10:03.656

Lap	Lap Tm	Diff	Time of Day
(39) LOPEZ MARTIN, YOEL			
1			12:47:36.658
2	1:51.923	+0.240	12:49:28.581
3	1:51.690	+0.007	12:51:20.271
4	1:51.683		12:53:11.954
5	1:52.907	+1.224	12:55:04.861
6	1:53.498	+1.815	12:56:58.359
7	1:54.485	+2.802	12:58:52.844
8	1:56.256	+4.573	13:00:49.100
9	1:55.367	+3.684	13:02:44.467
10	1:55.580	+3.897	13:04:40.047
11	1:54.651	+2.968	13:06:34.698
12	1:54.887	+3.204	13:08:29.585
13	2:01.839	+10.156	13:10:31.424

Lap	Lap Tm	Diff	Time of Day
(80) MAROTO ROYO, MIGUEL ANGEL			
1			12:47:40.311
2	1:54.531	+0.300	12:49:34.842
3	1:56.016	+1.785	12:51:30.858
4	1:54.758	+0.527	12:53:25.616
5	1:54.669	+0.438	12:55:20.285
6	1:54.231		12:57:14.516
7	1:54.688	+0.457	12:59:09.204
8	1:55.374	+1.143	13:01:04.578
9	1:54.672	+0.441	13:02:59.250
10	1:55.573	+1.342	13:04:54.823
11	1:55.620	+1.389	13:06:50.443
12	1:54.760	+0.529	13:08:45.203
13	1:56.275	+2.044	13:10:41.478

Lap	Lap Tm	Diff	Time of Day
(35) PRADO CORRALES, SANTOS			
1			12:47:40.705
2	1:55.666	+0.197	12:49:36.371
3	1:56.553	+1.084	12:51:32.924
4	1:55.659	+0.190	12:53:28.583

Lap	Lap Tm	Diff	Time of Day
5	1:56.219	+0.750	12:55:24.802
6	1:55.469		12:57:20.271
7	1:56.007	+0.538	12:59:16.278
8	1:55.924	+0.455	13:01:12.202
9	1:55.489	+0.020	13:03:07.691
10	1:56.865	+1.396	13:05:04.556
11	1:58.633	+3.164	13:07:03.189
12	1:56.953	+1.484	13:09:00.142
13	2:01.875	+6.406	13:11:02.017

Lap	Lap Tm	Diff	Time of Day
(22) BILLALABEITIA UGARTE, EKAITZ			
1			12:47:42.714
2	2:09.573	+10.840	12:49:52.287
3	1:59.599	+0.866	12:51:51.886
4	2:01.391	+2.658	12:53:53.277
5	1:58.733		12:55:52.010
6	1:58.996	+0.263	12:57:51.006
7	2:01.616	+2.883	12:59:52.622
8	2:00.181	+1.448	13:01:52.803
9	2:02.787	+4.054	13:03:55.590
10	2:01.285	+2.552	13:05:56.875
11	2:01.076	+2.343	13:07:57.951
12	2:04.037	+5.304	13:10:01.988

Lap	Lap Tm	Diff	Time of Day
(83) ALONSO ISLA, OSCAR			
1			12:47:48.611
2	2:01.930	+1.494	12:49:50.541
3	2:02.754	+2.318	12:51:53.295
4	2:02.850	+2.414	12:53:56.145
5	2:03.304	+2.868	12:55:59.449
6	2:01.038	+0.602	12:58:00.487
7	2:00.436		13:00:00.923
8	2:01.504	+1.068	13:02:02.427
9	2:01.806	+1.370	13:04:04.233
10	2:01.663	+1.227	13:06:05.896
11	2:01.941	+1.505	13:08:07.837
12	2:04.781	+4.345	13:10:12.618

Lap	Lap Tm	Diff	Time of Day
(55) DOMINGO PEREZ, MARCOS			
1			12:47:45.525
2	2:02.914	+0.589	12:49:48.439
3	2:02.827	+0.502	12:51:51.266
4	2:04.135	+1.810	12:53:55.401
5	2:03.730	+1.405	12:55:59.131
6	2:02.325		12:58:01.456
7	2:06.857	+4.532	13:00:08.313
8	2:06.931	+4.606	13:02:15.244
9	2:10.829	+8.504	13:04:26.073
10	2:06.823	+4.498	13:06:32.896
11	2:05.437	+3.112	13:08:38.333
12	2:04.679	+2.354	13:10:43.012

Lap	Lap Tm	Diff	Time of Day
(10) JIMENEZ JIMENEZ, DAVID			
1			12:48:01.566
2	2:01.390	+0.135	12:50:02.956
3	2:01.255		12:52:04.211
4	2:03.951	+2.696	12:54:08.162
5	2:04.727	+3.472	12:56:12.889
6	2:03.279	+2.024	12:58:16.168
7	2:16.012	+14.757	13:00:32.180
8	2:20.566	+19.311	13:02:52.746
9	2:13.886	+12.631	13:05:06.632
10	2:08.685	+7.430	13:07:15.317
11	2:07.182	+5.927	13:09:22.499
12	2:09.536	+8.281	13:11:32.035

Jefe de cronometraje

Orbits

Provisional

Los Comisarios Deportivos

El Director de Carrera

El Cronometrador

Definitiva

Hora:

Hora:

Hora:

Camp. Aragón MX, Calatayud

Clasificado por vueltas

MX-1

Calatayud 1,900 km

Segunda Manga

25/05/2014 14:35

Carrera (20:00 y 2 Vueltas) iniciado a 14:41:39

Pos.	Nº	Nombre	Vts.	Total Tº	Dif.1º	Mejor Tm	Club	Marca
MX-1								
1	7	FERNANDEZ GARCIA, CESAR	13	23:59.285		1:49.360	Esc. A Full	
2	2	BELLIDO PARDO, FERNANDO	13	24:02.082	2.797	1:50.307	Tauste Mc.	KAWASAKI
3	39	LOPEZ MARTIN, YOEL	13	24:30.476	31.191	1:51.406	Mc. Zuera	KAWASAKI
4	80	MAROTO ROYO, MIGUEL ANGEL	13	24:39.427	40.142	1:52.978	A. D. Aragon S	KTM
5	35	PRADO CORRALES, SANTOS	13	25:28.171	1:28.886	1:53.607	Mc. Zuera	
6	10	JIMENEZ JIMENEZ, DAVID	13	25:48.342	1:49.057	1:56.751	MOTOCLUB LA	KAWASAKI
7	83	ALONSO ISLA, OSCAR	12	24:10.812	1 Vuelta	1:59.129	Lairon Mc	KAWASAKI
8	22	BILLALABEITIA UGARTE, EKAITZ	12	24:35.903	1 Vuelta	1:59.645	MC Zalla	HONDA
9	55	DOMINGO PEREZ, MARCOS	12	24:45.543	1 Vuelta	2:00.397	Mc. Zuera	SUZUKI

Márgen de victoria	Velocidad media	Mejor tº de vuelta	Mejor Vel.	Mejor vuelta para
2.797	61,781	1:49.360	62,546	7 - FERNANDEZ GARCIA, CESAR

Jefe de cronometraje

Orbits

Provisional

Los Comisarios Deportivos

El Director de Carrera

El Cronametrador

Definitiva

Hora:

Hora:

Hora:

Camp. Aragón MX, Calatayud

MX-1

Calatayud 1,900 km

Segunda Manga

25/05/2014 14:35

Carrera (20:00 y 2 Vueltas) iniciado a 14:41:39

Lap	Lap Tm	Diff	Time of Day
(7) FERNANDEZ GARCIA, CESAR			
1			14:43:28.350
2	1:52.516	+3.156	14:45:20.866
3	1:51.521	+2.161	14:47:12.387
4	1:50.265	+0.905	14:49:02.652
5	1:49.641	+0.281	14:50:52.293
6	1:49.922	+0.562	14:52:42.215
7	1:49.360		14:54:31.575
8	1:50.440	+1.080	14:56:22.015
9	1:50.233	+0.873	14:58:12.248
10	1:49.998	+0.638	15:00:02.246
11	1:50.051	+0.691	15:01:52.297
12	1:52.046	+2.686	15:03:44.343
13	1:54.080	+4.720	15:05:38.423

Lap	Lap Tm	Diff	Time of Day
(2) BELLIDO PARDO, FERNANDO			
1			14:43:26.525
2	1:50.734	+0.427	14:45:17.259
3	1:50.307		14:47:07.566
4	1:50.400	+0.093	14:48:57.966
5	1:50.452	+0.145	14:50:48.418
6	1:50.413	+0.106	14:52:38.831
7	1:50.794	+0.487	14:54:29.625
8	1:50.827	+0.520	14:56:20.452
9	1:50.851	+0.544	14:58:11.303
10	1:50.567	+0.260	15:00:01.870
11	1:53.065	+2.758	15:01:54.935
12	1:53.264	+2.957	15:03:48.199
13	1:53.021	+2.714	15:05:41.220

Lap	Lap Tm	Diff	Time of Day
(39) LOPEZ MARTIN, YOEL			
1			14:43:26.881
2	1:51.785	+0.379	14:45:18.666
3	1:51.406		14:47:10.072
4	1:53.453	+2.047	14:49:03.525
5	1:53.810	+2.404	14:50:57.335
6	1:53.299	+1.893	14:52:50.634
7	1:55.072	+3.666	14:54:45.706
8	1:52.834	+1.428	14:56:38.540
9	1:51.902	+0.496	14:58:30.442
10	1:53.122	+1.716	15:00:23.564
11	1:53.522	+2.116	15:02:17.086
12	1:55.087	+3.681	15:04:12.173
13	1:57.441	+6.035	15:06:09.614

Lap	Lap Tm	Diff	Time of Day
(80) MAROTO ROYO, MIGUEL ANGEL			
1			14:43:31.596
2	1:53.339	+0.361	14:45:24.935
3	1:53.510	+0.532	14:47:18.445
4	1:53.232	+0.254	14:49:11.677
5	1:53.515	+0.537	14:51:05.192
6	1:53.204	+0.226	14:52:58.396
7	1:53.185	+0.207	14:54:51.581
8	1:52.978		14:56:44.559
9	1:54.749	+1.771	14:58:39.308
10	1:54.994	+2.016	15:00:34.302
11	1:54.033	+1.055	15:02:28.335
12	1:54.378	+1.400	15:04:22.713
13	1:55.852	+2.874	15:06:18.565

Lap	Lap Tm	Diff	Time of Day
(35) PRADO CORRALES, SANTOS			
1			14:43:32.521
2	1:53.607		14:45:26.128
3	1:54.067	+0.460	14:47:20.195
4	1:55.097	+1.490	14:49:15.292

Lap	Lap Tm	Diff	Time of Day
5	1:55.745	+2.138	14:51:11.037
6	1:55.741	+2.134	14:53:06.778
7	1:56.463	+2.856	14:55:03.241
8	1:57.092	+3.485	14:57:00.333
9	1:58.140	+4.533	14:58:58.473
10	1:58.978	+5.371	15:00:57.451
11	2:00.969	+7.362	15:02:58.420
12	2:02.929	+9.322	15:05:01.349
13	2:05.960	+12.353	15:07:07.309

Lap	Lap Tm	Diff	Time of Day
(10) JIMENEZ JIMENEZ, DAVID			
1			14:43:38.912
2	1:57.062	+0.311	14:45:35.974
3	1:56.751		14:47:32.725
4	1:57.703	+0.952	14:49:30.428
5	1:59.853	+3.102	14:51:30.281
6	1:59.570	+2.819	14:53:29.851
7	1:59.214	+2.463	14:55:29.065
8	1:58.947	+2.196	14:57:28.012
9	1:59.048	+2.297	14:59:27.060
10	1:59.416	+2.665	15:01:26.476
11	1:59.334	+2.583	15:03:25.810
12	1:58.840	+2.089	15:05:24.650
13	2:02.830	+6.079	15:07:27.480

Lap	Lap Tm	Diff	Time of Day
(83) ALONSO ISLA, OSCAR			
1			14:43:38.234
2	2:00.736	+1.607	14:45:38.970
3	1:59.720	+0.591	14:47:38.690
4	2:01.315	+2.186	14:49:40.005
5	2:00.290	+1.161	14:51:40.295
6	2:00.343	+1.214	14:53:40.638
7	1:59.129		14:55:39.767
8	2:00.800	+1.671	14:57:40.567
9	2:00.635	+1.506	14:59:41.202
10	2:01.362	+2.233	15:01:42.564
11	2:02.439	+3.310	15:03:45.003
12	2:04.947	+5.818	15:05:49.950

Lap	Lap Tm	Diff	Time of Day
(22) BILLALABEITIA UGARTE, EKAITZ			
1			14:43:51.006
2	2:01.183	+1.538	14:45:52.189
3	1:59.645		14:47:51.834
4	2:00.771	+1.126	14:49:52.605
5	2:00.328	+0.683	14:51:52.933
6	2:00.262	+0.617	14:53:53.195
7	1:59.893	+0.248	14:55:53.088
8	2:00.157	+0.512	14:57:53.245
9	2:01.640	+1.995	14:59:54.885
10	2:08.633	+8.988	15:02:03.518
11	2:04.120	+4.475	15:04:07.638
12	2:07.403	+7.758	15:06:15.041

Lap	Lap Tm	Diff	Time of Day
(55) DOMINGO PEREZ, MARCOS			
1			14:43:36.195
2	2:00.397		14:45:36.592
3	2:01.100	+0.703	14:47:37.692
4	2:00.926	+0.529	14:49:38.618
5	2:03.627	+3.230	14:51:42.245
6	2:00.885	+0.488	14:53:43.130
7	2:02.107	+1.710	14:55:45.237
8	2:03.683	+3.286	14:57:48.920
9	2:22.856	+22.459	15:00:11.776
10	2:03.229	+2.832	15:02:15.005
11	2:04.625	+4.228	15:04:19.630
12	2:05.051	+4.654	15:06:24.681

Jefe de cronometraje

Orbits

Provisional

Los Comisarios Deportivos

El Director de Carrera

El Cronametrador

Definitiva

Hora:

Hora:


Hora:

Camp. Aragón MX, Calatayud

MX-1

Calatayud 1,900 km

Final MX1



Pos.	Nº	Nombre	T. Punt.	1ªM	2ªM	Club
1	7	FERNANDEZ GARCIA, CESAR	50	25	25	Esc. A Full
2	2	BELLIDO PARDO, FERNANDO	44	22	22	Tauste Mc.
3	39	LOPEZ MARTIN, YOEL	40	20	20	Mc. Zuera
4	80	MAROTO ROYO, MIGUEL ANGEL	36	18	18	A. D. Aragon Sport
5	35	PRADO CORRALES, SANTOS	32	16	16	Mc. Zuera
6	22	BILLALABEITIA UGARTE, EKAITZ	28	15	13	MC Zalla
7	83	ALONSO ISLA, OSCAR	28	14	14	Lairon Mc
8	10	JIMENEZ JIMENEZ, DAVID	27	12	15	MOTOCUB LA ALDEA
9	55	DOMINGO PEREZ, MARCOS	25	13	12	Mc. Zuera

Jefe de cronometraje

Orbits

Provisional

Los Comisarios Deportivos

El Director de Carrera

El Cronametrador

Definitiva

Hora:

Hora:

Hora:

Camp. Aragón MX, Calatayud

Clasificado por mejor tiempo de vuelta

MX-2 / MX-Sub18

Calatayud 1,900 km

Entrenos Oficiales

25/05/2014 10:05

Clasificación (15:00 Tiempo) iniciado a 10:04:55

Pos.	N°	Nombre	Mejor Tm	Dif. 1°	Total T°	En V.	Club
1	96	SERRANO GOTOR, ALEJANDRO	1:57.448		12:08.652	5	Mc. Calatayud
2	60	URGEL HERNANDO, AARON	2:02.952	5.504	15:54.785	4	Ricla Mc.
3	37	LOPEZ GADEA, ALEJANDRO	2:03.294	5.846	13:52.841	6	Tauste Mc.
4	722	GARCIA CAÑAS, MICHEL	2:04.580	7.132	15:30.763	4	Mc. Segre
5	23	MUÑOZ DE LA PEÑA VICENTE, JUAN	2:07.608	10.160	17:09.276	5	Sinesponsor Racing
6	5	RAUFAST PARDO, RICARDO	2:09.087	11.639	15:38.391	3	Mc. Zuera
7	94	UTERGA RODRIGO, JULEN	2:11.639	14.191	16:31.023	4	Mc. Navarra
8	182	OTEIZA ETXABE, PATXI ROMAN	2:13.697	16.249	16:46.657	6	RM Guipuzkoa
9	113	GRASA ROYO, CESAR	2:15.353	17.905	15:01.358	6	Correcaminos Mc.
10	19	MENE MANERO, LUIS	2:17.490	20.042	13:15.829	5	Tauste Mc.
11	95	MORENO ARROYO, VICTOR	2:17.503	20.055	15:03.645	3	Tauste Mc.
12	18	GARIN VERA, ADRIAN	2:22.243	24.795	15:22.612	2	Mc. Bajo Aragón
13	8	SAIZ OCHOA, DIEGO	2:24.915	27.467	16:19.194	3	C.M. Epila
14	20	LLORENTE TOVAR, CRISTOBAL	2:27.685	30.237	15:20.801	3	Esc. R.T.S.
15	30	TOLON PEREZ, MARCO	2:28.508	31.060	7:43.210	2	Mc. Fuentes
16	210	RODRIGO JIMENEZ, JOSUE	2:30.282	32.834	16:46.181	5	Mc. Calatayud
17	196	GARCIA MARCO, ADRIAN	2:30.323	32.875	17:09.943	5	C.M. Epila
18	68	RODRIGUEZ RAMALLO, KEVIN	2:34.802	37.354	15:57.342	4	
19	4	ARIE LORENTE, ADRIAN	2:42.424	44.976	15:39.012	4	C.M. Epila
20	15	SONSONA CIVERA, ALEJANDRO	2:43.059	45.611	12:09.420	2	T.S.R.

Jefe de cronometraje

Orbits

Provisional

Los Comisarios Deportivos

El Director de Carrera

El Cronametrador

Definitiva

Hora:

Hora:

Hora:

Camp. Aragón MX, Calatayud

MX-2 / MX-Sub18

Calatayud 1,900 km

Entrenos Oficiales

25/05/2014 10:05

Clasificación (15:00 Tiempo) iniciado a 10:04:55

Lap	Lap Tm	Diff	Time of Day
(96) SERRANO GOTOR, ALEJANDRO			
1			10:08:10.334
2	2:02.076	+4.628	10:10:12.410
3	2:08.898	+11.450	10:12:21.308
4	2:45.024	+47.576	10:15:06.332
5	1:57.448		10:17:03.780

Lap	Lap Tm	Diff	Time of Day
(60) URGEL HERNANDO, AARON			
1			10:07:14.980
2	2:38.219	+35.267	10:09:53.199
3	2:06.179	+3.227	10:11:59.378
4	2:02.952		10:14:02.330
5	2:15.493	+12.541	10:16:17.823
6	2:14.234	+11.282	10:18:32.057
7	2:17.856	+14.904	10:20:49.913

Lap	Lap Tm	Diff	Time of Day
(37) LOPEZ GADEA, ALEJANDRO			
1			10:07:20.065
2	2:16.061	+12.767	10:09:36.126
3	2:18.741	+15.447	10:11:54.867
4	2:09.722	+6.428	10:14:04.589
5	2:40.086	+36.792	10:16:44.675
6	2:03.294		10:18:47.969

Lap	Lap Tm	Diff	Time of Day
(722) GARCIA CAÑAS, MICHEL			
1			10:07:31.268
2	2:05.717	+1.137	10:09:36.985
3	2:42.197	+37.617	10:12:19.182
4	2:04.580		10:14:23.762
5	6:02.129	+3:57.549	10:20:25.891

Lap	Lap Tm	Diff	Time of Day
(23) MUÑOZ DE LA PEÑA VICENTE, JUAN			
1			10:07:57.447
2	2:59.023	+51.415	10:10:56.470
3	2:08.925	+1.317	10:13:05.395
4	4:26.896	+2:19.288	10:17:32.291
5	2:07.608		10:19:39.899
6	2:24.505	+16.897	10:22:04.404

Lap	Lap Tm	Diff	Time of Day
(5) RAUFAST PARDO, RICARDO			
1			10:08:16.330
2	2:25.875	+16.788	10:10:42.205
3	2:09.087		10:12:51.292
4	2:22.837	+13.750	10:15:14.129
5	3:10.283	+1:01.196	10:18:24.412
6	2:09.107	+0.020	10:20:33.519

Lap	Lap Tm	Diff	Time of Day
(94) UTERGA RODRIGO, JULEN			
1			10:07:54.783
2	2:22.209	+10.570	10:10:16.992
3	2:13.148	+1.509	10:12:30.140
4	2:11.639		10:14:41.779
5	2:12.641	+1.002	10:16:54.420
6	2:19.588	+7.949	10:19:14.008
7	2:12.143	+0.504	10:21:26.151

Lap	Lap Tm	Diff	Time of Day
(182) OTEIZA ETXABE, PATXI ROMAN			
1			10:07:52.748
2	2:30.429	+16.732	10:10:23.177
3	2:18.816	+5.119	10:12:41.993
4	2:13.902	+0.205	10:14:55.895
5	2:18.332	+4.635	10:17:14.227
6	2:13.697		10:19:27.924
7	2:13.861	+0.164	10:21:41.785

Lap	Lap Tm	Diff	Time of Day
(113) GRASA ROYO, CESAR			
1			10:08:01.088
2	2:28.410	+13.057	10:10:29.498
3	2:25.776	+10.423	10:12:55.274
4	2:29.792	+14.439	10:15:25.066
5	2:16.067	+0.714	10:17:41.133
6	2:15.353		10:19:56.486

Lap	Lap Tm	Diff	Time of Day
(19) MENE MANERO, LUIS			
1			10:08:38.191
2	2:34.611	+17.121	10:11:12.802
3	2:20.920	+3.430	10:13:33.722
4	2:19.745	+2.255	10:15:53.467
5	2:17.490		10:18:10.957

Lap	Lap Tm	Diff	Time of Day
(95) MORENO ARROYO, VICTOR			
1			10:08:52.027
2	6:27.250	+4:09.747	10:15:19.277
3	2:17.503		10:17:36.780
4	2:21.993	+4.490	10:19:58.773

Lap	Lap Tm	Diff	Time of Day
(18) GARIN VERA, ADRIAN			
1			10:07:22.990
2	2:22.243		10:09:45.233
3	3:18.226	+55.983	10:13:03.459
4	2:28.207	+5.964	10:15:31.666
5	2:22.881	+0.638	10:17:54.547
6	2:23.193	+0.950	10:20:17.740

Lap	Lap Tm	Diff	Time of Day
(8) SAIZ OCHOA, DIEGO			
1			10:07:24.403
2	3:46.272	+1:21.357	10:11:10.675
3	2:24.915		10:13:35.590
4	3:25.665	+1:00.750	10:17:01.255
5	4:13.067	+1:48.152	10:21:14.322

Lap	Lap Tm	Diff	Time of Day
(20) LLORENTE TOVAR, CRISTOBAL			
1			10:07:48.345
2	2:30.273	+2.588	10:10:18.618
3	2:27.685		10:12:46.303
4	2:31.180	+3.495	10:15:17.483
5	2:28.371	+0.686	10:17:45.854
6	2:30.075	+2.390	10:20:15.929

Lap	Lap Tm	Diff	Time of Day
(30) TOLON PEREZ, MARCO			
1			10:07:37.929
2	2:28.508		10:10:06.437
3	2:31.901	+3.393	10:12:38.338

Lap	Lap Tm	Diff	Time of Day
(210) RODRIGO JIMENEZ, JOSUE			
1			10:07:43.853
2	2:32.712	+2.430	10:10:16.565
3	3:11.487	+41.205	10:13:28.052
4	3:00.871	+30.589	10:16:28.923
5	2:30.282		10:18:59.205
6	2:42.104	+11.822	10:21:41.309

Lap	Lap Tm	Diff	Time of Day
(196) GARCIA MARCO, ADRIAN			
1			10:09:10.457
2	2:35.592	+5.269	10:11:46.049
3	2:38.384	+8.061	10:14:24.433
4	2:30.938	+0.615	10:16:55.371
5	2:30.323		10:19:25.694
6	2:39.377	+9.054	10:22:05.071

Lap	Lap Tm	Diff	Time of Day
(68) RODRIGUEZ RAMALLO, KEVIN			

Lap	Lap Tm	Diff	Time of Day
1			10:07:37.200
2	2:42.652	+7.850	10:10:19.852
3	2:40.503	+5.701	10:13:00.355
4	2:34.802		10:15:35.157
5	2:41.098	+6.296	10:18:16.255
6	2:36.215	+1.413	10:20:52.470

Lap	Lap Tm	Diff	Time of Day
(4) ARIE LORENTE, ADRIAN			
1			10:07:51.504
2	4:15.848	+1:33.424	10:12:07.352
3	2:46.602	+4.178	10:14:53.954
4	2:42.424		10:17:36.378
5	2:57.762	+15.338	10:20:34.140

Lap	Lap Tm	Diff	Time of Day
(15) SONSONA CIVERA, ALEJANDRO			
1			10:07:44.452
2	2:43.059		10:10:27.511
3	3:14.081	+31.022	10:13:41.592
4	3:22.956	+39.897	10:17:04.548

Jefe de cronometraje

Orbits

Provisional

Los Comisarios Deportivos

El Director de Carrera

El Cronametrador

Definitiva

Hora:

Hora:

Hora:

Camp. Aragón MX, Calatayud

Clasificado por vueltas

MX-2 / MX-Sub18

Calatayud 1,900 km

Primera Manga

25/05/2014 11:45

Carrera (20:00 y 2 Vueltas) iniciado a 11:47:45

Pos.	Nº	Nombre	Vts.	Total T°	Dif.1°	Mejor Tm	Club	Marca
MX-2								
1	96	SERRANO GOTOR, ALEJANDRO	13	24:30.306		1:51.082	Mc. Calatayud	KAWASAKI
2	37	LOPEZ GADEA, ALEJANDRO	13	25:34.555	1:04.249	1:55.098	Tauste Mc.	SUZUKI RMZ
3	5	RAUFAST PARDO, RICARDO	13	25:42.979	1:12.673	1:57.529	Mc. Zuera	SUZUKI
4	94	UTERGA RODRIGO, JULEN	13	25:48.251	1:17.945	1:57.611	Mc. Navarra	KAWASAKI
5	113	GRASA ROYO, CESAR	12	24:52.608	1 Vuelta	2:01.432	Correcaminos	
6	18	GARIN VERA, ADRIAN	12	25:19.001	1 Vuelta	2:04.623	Mc. Bajo Aragó	KAWASAKI
7	95	MORENO ARROYO, VICTOR	12	25:44.881	1 Vuelta	2:02.592	Tauste Mc.	
8	30	TOLON PEREZ, MARCO	11	25:01.897	2 Vueltas	2:13.680	Mc. Fuentes	
9	210	RODRIGO JIMENEZ, JOSUE	11	25:28.054	2 Vueltas	2:13.881	Mc. Calatayud	YAMAHA

No clasificado

NT	182	OTEIZA ETXABE, PATXI ROMAN	3	6:14.523	NT	2:04.340	RM Guipuzkoa	YAMAHA
NE	15	SONSONA CIVERA, ALEJANDRO			NE		T.S.R.	KAWASAKI

MX-Sub 18

1	722	GARCIA CAÑAS, MICHEL	13	25:08.086		1:53.906	Mc. Segre	HONDA
2	60	URGEL HERNANDO, AARON	13	25:19.665	11.579	1:54.132	Ricla Mc.	
3	23	MUÑOZ DE LA PEÑA VICENTE, JUAN	13	25:52.682	44.596	1:56.842	Sinesponsor R	KTM
4	68	RODRIGUEZ RAMALLO, KEVIN	12	24:55.892	1 Vuelta	2:02.565		
5	20	LLORENTE TOVAR, CRISTOBAL	12	25:24.347	1 Vuelta	2:05.461	Esc. R.T.S.	YAMAHA
6	19	MENE MANERO, LUIS	12	25:39.695	1 Vuelta	2:04.543	Tauste Mc.	KTM
7	8	SAIZ OCHOA, DIEGO	12	26:26.962	1 Vuelta	2:08.079	C.M. Epila	YAMAHA
8	196	GARCIA MARCO, ADRIAN	11	25:11.792	2 Vueltas	2:15.216	C.M. Epila	KTM
9	4	ARIE LORENTE, ADRIAN	10	25:37.388	3 Vueltas	2:25.248	C.M. Epila	SUZUKI

Márgen de victoria	Velocidad media	Mejor t° de vuelta	Mejor Vel.	Mejor vuelta para
37.780	60,477	1:51.082	61,576	96 - SERRANO GOTOR, ALEJANDRO

Jefe de cronometraje

Orbits

Provisional

Los Comisarios Deportivos

El Director de Carrera

El Cronametrador

Definitiva

Hora:

Hora:

Hora:

Camp. Aragón MX, Calatayud

MX-2 / MX-Sub18

Calatayud 1,900 km

Primera Manga

25/05/2014 11:45

Carrera (20:00 y 2 Vueltas) iniciado a 11:47:45

Lap	Lap Tm	Diff	Time of Day
(96) SERRANO GOTOR, ALEJANDRO			
1			11:49:31.806
2	1:51.082		11:51:22.888
3	1:52.182	+1.100	11:53:15.070
4	1:52.035	+0.953	11:55:07.105
5	1:52.634	+1.552	11:56:59.739
6	1:53.800	+2.718	11:58:53.539
7	1:53.010	+1.928	12:00:46.549
8	1:53.417	+2.335	12:02:39.966
9	1:54.190	+3.108	12:04:34.156
10	1:53.801	+2.719	12:06:27.957
11	1:53.998	+2.916	12:08:21.955
12	1:57.027	+5.945	12:10:18.982
13	1:57.069	+5.987	12:12:16.051

Lap	Lap Tm	Diff	Time of Day
(722) GARCIA CAÑAS, MICHEL			
1			11:49:38.188
2	1:53.906		11:51:32.094
3	1:54.318	+0.412	11:53:26.412
4	1:54.681	+0.775	11:55:21.093
5	1:54.981	+1.075	11:57:16.074
6	1:55.495	+1.589	11:59:11.569
7	1:56.159	+2.253	12:01:07.728
8	1:58.131	+4.225	12:03:05.859
9	1:54.890	+0.984	12:05:00.749
10	1:56.070	+2.164	12:06:56.819
11	1:58.398	+4.492	12:08:55.217
12	1:58.523	+4.617	12:10:53.740
13	2:00.091	+6.185	12:12:53.831

Lap	Lap Tm	Diff	Time of Day
(60) URGEL HERNANDO, AARON			
1			11:49:47.203
2	1:54.132		11:51:41.335
3	1:55.666	+1.534	11:53:37.001
4	1:55.747	+1.615	11:55:32.748
5	1:55.061	+0.929	11:57:27.809
6	1:54.548	+0.416	11:59:22.357
7	1:57.092	+2.960	12:01:19.449
8	1:55.254	+1.122	12:03:14.703
9	1:56.886	+2.754	12:05:11.589
10	1:57.547	+3.415	12:07:09.136
11	1:56.276	+2.144	12:09:05.412
12	1:59.444	+5.312	12:11:04.856
13	2:00.554	+6.422	12:13:05.410

Lap	Lap Tm	Diff	Time of Day
(37) LOPEZ GADEA, ALEJANDRO			
1			11:49:38.841
2	1:56.565	+1.467	11:51:35.406
3	1:56.255	+1.157	11:53:31.661
4	1:55.098		11:55:26.759
5	1:56.359	+1.261	11:57:23.118
6	1:59.104	+4.006	11:59:22.222
7	1:59.995	+4.897	12:01:22.217
8	2:00.109	+5.011	12:03:22.326
9	2:01.065	+5.967	12:05:23.391
10	1:58.594	+3.496	12:07:21.985
11	1:58.161	+3.063	12:09:20.146
12	1:59.272	+4.174	12:11:19.418
13	2:00.882	+5.784	12:13:20.300

Lap	Lap Tm	Diff	Time of Day
(5) RAUFAST PARDO, RICARDO			
1			11:49:44.187
2	1:59.351	+1.822	11:51:43.538
3	1:57.529		11:53:41.067
4	1:58.420	+0.891	11:55:39.487

Lap	Lap Tm	Diff	Time of Day
5	1:57.802	+0.273	11:57:37.289
6	1:59.181	+1.652	11:59:36.470
7	1:59.166	+1.637	12:01:35.636
8	1:58.752	+1.223	12:03:34.388
9	1:58.157	+0.628	12:05:32.545
10	1:58.973	+1.444	12:07:31.518
11	1:58.577	+1.048	12:09:30.095
12	1:59.697	+2.168	12:11:29.792
13	1:58.932	+1.403	12:13:28.724

Lap	Lap Tm	Diff	Time of Day
(94) UTERGA RODRIGO, JULEN			
1			11:49:41.240
2	1:57.729	+0.118	11:51:38.969
3	1:59.001	+1.390	11:53:37.970
4	1:57.611		11:55:35.581
5	1:58.243	+0.632	11:57:33.824
6	1:59.983	+2.372	11:59:33.807
7	1:58.736	+1.125	12:01:32.543
8	2:00.787	+3.176	12:03:33.330
9	2:00.843	+3.232	12:05:34.173
10	1:59.494	+1.883	12:07:33.667
11	2:00.212	+2.601	12:09:33.879
12	1:58.398	+0.787	12:11:32.277
13	2:01.719	+4.108	12:13:33.996

Lap	Lap Tm	Diff	Time of Day
(23) MUÑOZ DE LA PEÑA VICENTE, JUAN			
1			11:49:49.623
2	1:57.104	+0.262	11:51:46.727
3	1:57.661	+0.819	11:53:44.388
4	1:56.842		11:55:41.230
5	1:57.830	+0.988	11:57:39.060
6	1:59.749	+2.907	11:59:38.809
7	1:59.390	+2.548	12:01:38.199
8	1:59.742	+2.900	12:03:37.941
9	1:58.556	+1.714	12:05:36.497
10	1:59.380	+2.538	12:07:35.877
11	1:59.729	+2.887	12:09:35.606
12	1:59.148	+2.306	12:11:34.754
13	2:03.673	+6.831	12:13:38.427

Lap	Lap Tm	Diff	Time of Day
(113) GRASA ROYO, CESAR			
1			11:49:55.892
2	2:01.432		11:51:57.324
3	2:02.777	+1.345	11:54:00.101
4	2:04.178	+2.746	11:56:04.279
5	2:02.929	+1.497	11:58:07.208
6	2:01.895	+0.463	12:00:09.103
7	2:01.915	+0.483	12:02:11.018
8	2:04.461	+3.029	12:04:15.479
9	2:03.730	+2.298	12:06:19.209
10	2:05.889	+4.457	12:08:25.098
11	2:07.743	+6.311	12:10:32.841
12	2:05.512	+4.080	12:12:38.353

Lap	Lap Tm	Diff	Time of Day
(68) RODRIGUEZ RAMALLO, KEVIN			
1			11:49:54.245
2	2:05.474	+2.909	11:51:59.719
3	2:05.336	+2.771	11:54:05.055
4	2:02.794	+0.229	11:56:07.849
5	2:03.112	+0.547	11:58:10.961
6	2:03.211	+0.646	12:00:14.172
7	2:02.565		12:02:16.737
8	2:05.983	+3.418	12:04:22.720
9	2:02.790	+0.225	12:06:25.510
10	2:06.460	+3.895	12:08:31.970
11	2:06.872	+4.307	12:10:38.842

Lap	Lap Tm	Diff	Time of Day
(18) GARIN VERA, ADRIAN			
1			11:49:52.210
2	2:06.507	+1.884	11:51:58.717
3	2:06.871	+2.248	11:54:05.588
4	2:09.342	+4.719	11:56:14.930
5	2:06.642	+2.019	11:58:21.572
6	2:06.222	+1.599	12:00:27.794
7	2:05.642	+1.019	12:02:33.436
8	2:06.445	+1.822	12:04:39.881
9	2:05.453	+0.830	12:06:45.334
10	2:04.623		12:08:49.957
11	2:08.184	+3.561	12:10:58.141
12	2:06.605	+1.982	12:13:04.746

Lap	Lap Tm	Diff	Time of Day
(20) LLORENTE TOVAR, CRISTOBAL			
1			11:49:57.236
2	2:07.483	+2.022	11:52:04.719
3	2:06.790	+1.329	11:54:11.509
4	2:05.855	+0.394	11:56:17.364
5	2:05.618	+0.157	11:58:22.982
6	2:06.087	+0.626	12:00:29.069
7	2:06.977	+1.516	12:02:36.046
8	2:05.461		12:04:41.507
9	2:06.797	+1.336	12:06:48.304
10	2:06.662	+1.201	12:08:54.966
11	2:07.838	+2.377	12:11:02.804
12	2:07.288	+1.827	12:13:10.092

Lap	Lap Tm	Diff	Time of Day
(19) MENE MANERO, LUIS			
1			11:49:55.230
2	2:05.820	+1.277	11:52:01.050
3	2:05.162	+0.619	11:54:06.212
4	2:04.543		11:56:10.755
5	2:07.230	+2.687	11:58:17.985
6	2:08.211	+3.668	12:00:26.196
7	2:08.357	+3.814	12:02:34.553
8	2:08.019	+3.476	12:04:42.572
9	2:09.525	+4.982	12:06:52.097
10	2:14.910	+10.367	12:09:07.007
11	2:09.315	+4.772	12:11:16.322
12	2:09.118	+4.575	12:13:25.440

Lap	Lap Tm	Diff	Time of Day
(95) MORENO ARROYO, VICTOR			
1			11:49:53.353
2	2:05.199	+2.607	11:51:58.552
3	2:02.592		11:54:01.144
4	2:21.903	+19.311	11:56:23.047
5	2:05.502	+2.910	11:58:28.549
6	2:07.870	+5.278	12:00:36.419
7	2:07.095	+4.503	12:02:43.514
8	2:08.949	+6.357	12:04:52.463
9	2:11.049	+8.457	12:07:03.512
10	2:10.044	+7.452	12:09:13.556
11	2:09.236	+6.644	12:11:22.792
12	2:07.834	+5.242	12:13:30.626

Lap	Lap Tm	Diff	Time of Day
(8) SAIZ OCHOA, DIEGO			
1			11:49:58.767
2	2:10.784	+2.705	11:52:09.551
3	2:08.079		11:54:17.630
4	2:09.210	+1.131	11:56:26.840
5	2:09.918	+1.839	11:58:36.758
6	2:11.866	+3.787	12:00:48.624
7	2:10.384	+2.305	12:02:59.008

Jefe de cronometraje

Orbits

Provisional

Los Comisarios Deportivos

El Director de Carrera

El Cronametrador

Definitiva

Hora:

Hora:

Hora:

Camp. Aragón MX, Calatayud

MX-2 / MX-Sub18

Calatayud 1,900 km

Primera Manga

25/05/2014 11:45

Carrera (20:00 y 2 Vueltas) iniciado a 11:47:45

Lap	Lap Tm	Diff	Time of Day
8	2:14.571	+6.492	12:05:13.579
9	2:15.404	+7.325	12:07:28.983
10	2:17.338	+9.259	12:09:46.321
11	2:14.489	+6.410	12:12:00.810
12	2:11.897	+3.818	12:14:12.707

(30) TOLON PEREZ, MARCO

1			11:49:56.616
2	2:13.863	+0.183	11:52:10.479
3	2:15.823	+2.143	11:54:26.302
4	2:16.487	+2.807	11:56:42.789
5	2:16.604	+2.924	11:58:59.393
6	2:19.561	+5.881	12:01:18.954
7	2:22.661	+8.981	12:03:41.615
8	2:13.680		12:05:55.295
9	2:15.033	+1.353	12:08:10.328
10	2:17.500	+3.820	12:10:27.828
11	2:19.814	+6.134	12:12:47.642

(196) GARCIA MARCO, ADRIAN

1			11:50:02.288
2	2:16.089	+0.873	11:52:18.377
3	2:19.145	+3.929	11:54:37.522
4	2:17.579	+2.363	11:56:55.101
5	2:17.827	+2.611	11:59:12.928
6	2:15.216		12:01:28.144
7	2:17.228	+2.012	12:03:45.372
8	2:15.526	+0.310	12:06:00.898
9	2:16.304	+1.088	12:08:17.202
10	2:21.610	+6.394	12:10:38.812
11	2:18.725	+3.509	12:12:57.537

(210) RODRIGO JIMENEZ, JOSUE

1			11:50:05.674
2	2:13.881		11:52:19.555
3	2:15.628	+1.747	11:54:35.183
4	2:18.112	+4.231	11:56:53.295
5	2:17.947	+4.066	11:59:11.242
6	2:22.784	+8.903	12:01:34.026
7	2:19.334	+5.453	12:03:53.360
8	2:19.904	+6.023	12:06:13.264
9	2:22.262	+8.381	12:08:35.526
10	2:19.188	+5.307	12:10:54.714
11	2:19.085	+5.204	12:13:13.799

(4) ARIE LORENTE, ADRIAN

1			11:50:08.839
2	2:25.248		11:52:34.087
3	2:25.812	+0.564	11:54:59.899
4	2:30.443	+5.195	11:57:30.342
5	2:28.528	+3.280	11:59:58.870
6	3:28.380	+1:03.132	12:03:27.250
7	2:31.873	+6.625	12:05:59.123
8	2:26.700	+1.452	12:08:25.823
9	2:25.900	+0.652	12:10:51.723
10	2:31.410	+6.162	12:13:23.133

(182) OTEIZA ETXABE, PATXI ROMAN

1			11:49:50.484
2	2:05.444	+1.104	11:51:55.928
3	2:04.340		11:54:00.268

Jefe de cronometraje

Orbits

Provisional

Los Comisarios Deportivos

El Director de Carrera

El Cronametrador

Definitiva

Hora:

Hora:

Hora:

Camp. Aragón MX, Calatayud

Clasificado por vueltas

MX-2 / MX-Sub18

Calatayud 1,900 km

Segunda Manga

25/05/2014 13:40

Carrera (20:00 y 2 Vueltas) iniciado a 13:45:56

Pos.	Nº	Nombre	Vts.	Total T°	Dif.1°	Mejor Tm	Club	Marca
MX-2								
1	96	SERRANO GOTOR, ALEJANDRO	13	24:19.155		1:50.262	Mc. Calatayud	KAWASAKI
2	37	LOPEZ GADEA, ALEJANDRO	13	25:13.642	54.487	1:55.223	Tauste Mc.	SUZUKI RMZ
3	94	UTERGA RODRIGO, JULEN	13	25:21.398	1:02.243	1:55.831	Mc. Navarra	KAWASAKI
4	5	RAUFAST PARDO, RICARDO	13	25:25.819	1:06.664	1:56.501	Mc. Zuera	SUZUKI
5	113	GRASA ROYO, CESAR	13	26:01.635	1:42.480	1:56.609	Correcaminos	
6	182	OTEIZA ETXABE, PATXI ROMAN	12	24:26.015	1 Vuelta	2:00.295	RM Guipuzkoa	YAMAHA
7	95	MORENO ARROYO, VICTOR	12	24:30.202	1 Vuelta	2:00.158	Tauste Mc.	
8	18	GARIN VERA, ADRIAN	12	24:41.549	1 Vuelta	2:02.286	Mc. Bajo Arag	KAWASAKI
9	30	TOLON PEREZ, MARCO	12	25:48.562	1 Vuelta	2:05.701	Mc. Fuentes	
10	210	RODRIGO JIMENEZ, JOSUE	11	24:27.280	2 Vueltas	2:08.639	Mc. Calatayud	YAMAHA

No clasificado (75% = 10 Vueltas)

NE	15	SONSONA CIVERA, ALEJANDRO			NE		T.S.R.	KAWASAKI
----	----	---------------------------	--	--	----	--	--------	----------

MX-Sub 18

1	722	GARCIA CAÑAS, MICHEL	13	24:35.311		1:51.111	Mc. Segre	HONDA
2	60	URGEL HERNANDO, AARON	13	25:03.232	27.921	1:52.644	Ricla Mc.	
3	23	MUÑOZ DE LA PEÑA VICENTE, JUAN	13	25:44.323	1:09.012	1:55.721	Sinesponsor R	KTM
4	68	RODRIGUEZ RAMALLO, KEVIN	13	26:01.022	1:25.711	1:57.066		
5	19	MENE MANERO, LUIS	12	25:07.996	1 Vuelta	2:01.370	Tauste Mc.	KTM
6	20	LLORENTE TOVAR, CRISTOBAL	12	25:09.434	1 Vuelta	2:00.937	Esc. R.T.S.	YAMAHA
7	196	GARCIA MARCO, ADRIAN	11	24:56.031	2 Vueltas	2:12.644	C.M. Epila	KTM
8	4	ARIE LORENTE, ADRIAN	11	25:48.504	2 Vueltas	2:15.074	C.M. Epila	SUZUKI

No clasificado (75% = 10 Vueltas)

NE	8	SAIZ OCHOA, DIEGO			NE		C.M. Epila	YAMAHA
----	---	-------------------	--	--	----	--	------------	--------

Márgen de victoria	Velocidad media	Mejor t° de vuelta	Mejor Vel.	Mejor vuelta para
16.156	60,939	1:50.262	62,034	96 - SERRANO GOTOR, ALEJANDRO

Jefe de cronometraje

Orbits

Provisional

Los Comisarios Deportivos

El Director de Carrera

El Cronametrador

Definitiva

Hora:

Hora:

Hora:

Camp. Aragón MX, Calatayud

MX-2 / MX-Sub18

Calatayud 1,900 km

Segunda Manga

25/05/2014 13:40

Carrera (20:00 y 2 Vueltas) iniciado a 13:45:56

Lap	Lap Tm	Diff	Time of Day
(96) SERRANO GOTOR, ALEJANDRO			
1			13:47:41.821
2	1:50.405	+0.143	13:49:32.226
3	1:51.190	+0.928	13:51:23.416
4	1:50.262		13:53:13.678
5	1:50.981	+0.719	13:55:04.659
6	1:51.594	+1.332	13:56:56.253
7	1:52.381	+2.119	13:58:48.634
8	1:54.003	+3.741	14:00:42.637
9	1:53.449	+3.187	14:02:36.086
10	1:54.002	+3.740	14:04:30.088
11	1:53.015	+2.753	14:06:23.103
12	1:55.276	+5.014	14:08:18.379
13	1:57.154	+6.892	14:10:15.533

Lap	Lap Tm	Diff	Time of Day
(722) GARCIA CAÑAS, MICHEL			
1			13:47:46.983
2	1:52.717	+1.606	13:49:39.700
3	1:51.111		13:51:30.811
4	1:51.286	+0.175	13:53:22.097
5	1:51.135	+0.024	13:55:13.232
6	1:53.379	+2.268	13:57:06.611
7	1:53.107	+1.996	13:58:59.718
8	1:53.179	+2.068	14:00:52.897
9	1:53.818	+2.707	14:02:46.715
10	1:54.747	+3.636	14:04:41.462
11	1:55.601	+4.490	14:06:37.063
12	1:55.919	+4.808	14:08:32.982
13	1:58.707	+7.596	14:10:31.689

Lap	Lap Tm	Diff	Time of Day
(60) URGEL HERNANDO, AARON			
1			13:47:51.730
2	1:52.644		13:49:44.374
3	1:52.809	+0.165	13:51:37.183
4	1:54.443	+1.799	13:53:31.626
5	1:53.269	+0.625	13:55:24.895
6	1:54.136	+1.492	13:57:19.031
7	1:54.570	+1.926	13:59:13.601
8	1:55.040	+2.396	14:01:08.641
9	1:56.671	+4.027	14:03:05.312
10	1:58.195	+5.551	14:05:03.507
11	1:55.846	+3.202	14:06:59.353
12	1:57.831	+5.187	14:08:57.184
13	2:02.426	+9.782	14:10:59.610

Lap	Lap Tm	Diff	Time of Day
(37) LOPEZ GADEA, ALEJANDRO			
1			13:47:47.954
2	1:55.326	+0.103	13:49:43.280
3	1:55.825	+0.602	13:51:39.105
4	1:55.282	+0.059	13:53:34.387
5	1:55.223		13:55:29.610
6	1:56.740	+1.517	13:57:26.350
7	1:58.131	+2.908	13:59:24.481
8	1:57.663	+2.440	14:01:22.144
9	1:58.079	+2.856	14:03:20.223
10	1:56.253	+1.030	14:05:16.476
11	1:56.719	+1.496	14:07:13.195
12	1:56.288	+1.065	14:09:09.483
13	2:00.537	+5.314	14:11:10.020

Lap	Lap Tm	Diff	Time of Day
(94) UTERGA RODRIGO, JULEN			
1			13:47:51.027
2	1:57.290	+1.459	13:49:48.317
3	1:58.035	+2.204	13:51:46.352
4	1:55.831		13:53:42.183

Lap	Lap Tm	Diff	Time of Day
5	1:56.378	+0.547	13:55:38.561
6	1:56.291	+0.460	13:57:34.852
7	1:56.554	+0.723	13:59:31.406
8	1:57.490	+1.659	14:01:28.896
9	1:58.327	+2.496	14:03:27.223
10	1:56.845	+1.014	14:05:24.068
11	1:56.068	+0.237	14:07:20.136
12	1:57.564	+1.733	14:09:17.700
13	2:00.076	+4.245	14:11:17.776

Lap	Lap Tm	Diff	Time of Day
(5) RAUFAST PARDO, RICARDO			
1			13:47:53.751
2	1:57.244	+0.743	13:49:50.995
3	1:57.675	+1.174	13:51:48.670
4	1:57.043	+0.542	13:53:45.713
5	1:56.501		13:55:42.214
6	1:56.703	+0.202	13:57:38.917
7	1:56.554	+0.053	13:59:35.471
8	1:56.830	+0.329	14:01:32.301
9	1:56.837	+0.336	14:03:29.138
10	1:56.978	+0.477	14:05:26.116
11	1:57.583	+1.082	14:07:23.699
12	1:58.282	+1.781	14:09:21.981
13	2:00.216	+3.715	14:11:22.197

Lap	Lap Tm	Diff	Time of Day
(23) MUÑOZ DE LA PEÑA VICENTE, JUAN			
1			13:48:00.662
2	1:58.425	+2.704	13:49:59.087
3	1:56.880	+1.159	13:51:55.967
4	1:55.721		13:53:51.688
5	1:59.115	+3.394	13:55:50.803
6	1:57.668	+1.947	13:57:48.471
7	1:56.841	+1.120	13:59:45.312
8	1:57.000	+1.279	14:01:42.312
9	1:57.982	+2.261	14:03:40.294
10	1:59.569	+3.848	14:05:39.863
11	1:58.416	+2.695	14:07:38.279
12	2:00.386	+4.665	14:09:38.665
13	2:02.036	+6.315	14:11:40.701

Lap	Lap Tm	Diff	Time of Day
(68) RODRIGUEZ RAMALLO, KEVIN			
1			13:47:56.027
2	1:58.313	+1.247	13:49:54.340
3	1:58.344	+1.278	13:51:52.684
4	1:57.066		13:53:49.750
5	1:59.836	+2.770	13:55:49.586
6	1:57.926	+0.860	13:57:47.512
7	2:02.321	+5.255	13:59:49.833
8	2:00.614	+3.548	14:01:50.447
9	2:02.608	+5.542	14:03:53.055
10	2:03.301	+6.235	14:05:56.356
11	2:02.202	+5.136	14:07:58.558
12	2:00.114	+3.048	14:09:58.672
13	1:58.728	+1.662	14:11:57.400

Lap	Lap Tm	Diff	Time of Day
(113) GRASA ROYO, CESAR			
1			13:47:50.337
2	1:56.609		13:49:46.946
3	2:00.805	+4.196	13:51:47.751
4	2:00.984	+4.375	13:53:48.735
5	2:04.289	+7.680	13:55:53.024
6	2:03.089	+6.480	13:57:56.113
7	2:02.354	+5.745	13:59:58.467
8	2:02.578	+5.969	14:02:01.045
9	2:00.806	+4.197	14:04:01.851
10	2:00.613	+4.004	14:06:02.464

Lap	Lap Tm	Diff	Time of Day
11	2:00.118	+3.509	14:08:02.582
12	1:58.723	+2.114	14:10:01.305
13	1:56.708	+0.099	14:11:58.013

Lap	Lap Tm	Diff	Time of Day
(182) OTEIZA ETXABE, PATXI ROMAN			
1			13:48:01.981
2	2:04.686	+4.391	13:50:06.667
3	2:02.502	+2.207	13:52:09.169
4	2:01.696	+1.401	13:54:10.865
5	2:01.202	+0.907	13:56:12.067
6	2:02.399	+2.104	13:58:14.466
7	2:02.711	+2.416	14:00:17.177
8	2:01.455	+1.160	14:02:18.632
9	2:00.295		14:04:18.927
10	2:00.309	+0.014	14:06:19.236
11	2:02.062	+1.767	14:08:21.298
12	2:01.095	+0.800	14:10:22.393

Lap	Lap Tm	Diff	Time of Day
(95) MORENO ARROYO, VICTOR			
1			13:47:54.537
2	2:00.680	+0.522	13:49:55.217
3	2:00.158		13:51:55.375
4	2:01.421	+1.263	13:53:56.796
5	2:02.857	+2.699	13:55:59.653
6	2:01.689	+1.531	13:58:01.342
7	2:02.331	+2.173	14:00:03.673
8	2:01.613	+1.455	14:02:05.286
9	2:02.705	+2.547	14:04:07.991
10	2:06.609	+6.451	14:06:14.600
11	2:07.617	+7.459	14:08:22.217
12	2:04.363	+4.205	14:10:26.580

Lap	Lap Tm	Diff	Time of Day
(18) GARIN VERA, ADRIAN			
1			13:47:58.483
2	2:02.286		13:50:00.769
3	2:02.665	+0.379	13:52:03.434
4	2:02.505	+0.219	13:54:05.939
5	2:02.964	+0.678	13:56:08.903
6	2:02.732	+0.446	13:58:11.635
7	2:04.865	+2.579	14:00:16.500
8	2:05.148	+2.862	14:02:21.648
9	2:03.849	+1.563	14:04:25.497
10	2:03.556	+1.270	14:06:29.053
11	2:05.024	+2.738	14:08:34.077
12	2:03.850	+1.564	14:10:37.927

Lap	Lap Tm	Diff	Time of Day
(19) MENE MANERO, LUIS			
1			13:48:05.243
2	2:05.604	+4.234	13:50:10.847
3	2:04.514	+3.144	13:52:15.361
4	2:01.916	+0.606	13:54:17.337
5	2:03.815	+2.445	13:56:21.152
6	2:06.224	+4.854	13:58:27.376
7	2:05.999	+4.629	14:00:33.375
8	2:07.974	+6.604	14:02:41.349
9	2:08.120	+6.750	14:04:49.469
10	2:06.598	+5.228	14:06:56.067
11	2:06.937	+5.567	14:09:03.004
12	2:01.370		14:11:04.374

Lap	Lap Tm	Diff	Time of Day
(20) LLORENTE TOVAR, CRISTOBAL			
1			13:48:04.202
2	2:04.606	+3.669	13:50:08.808
3	2:04.627	+3.690	13:52:13.435
4	2:02.967	+2.030	13:54:16.402
5	2:22.174	+21.237	13:56:38.576

Jefe de cronometraje

Orbits

Provisional

Los Comisarios Deportivos

El Director de Carrera

El Cronometrador

Definitiva

Hora:

Hora:

Hora:

Camp. Aragón MX, Calatayud

MX-2 / MX-Sub18

Calatayud 1,900 km

Segunda Manga

25/05/2014 13:40

Carrera (20:00 y 2 Vueltas) iniciado a 13:45:56

Lap	Lap Tm	Diff	Time of Day
6	2:04.487	+3.550	13:58:43.063
7	2:05.003	+4.066	14:00:48.066
8	2:05.148	+4.211	14:02:53.214
9	2:04.538	+3.601	14:04:57.752
10	2:03.861	+2.924	14:07:01.613
11	2:03.262	+2.325	14:09:04.875
12	2:00.937		14:11:05.812

(30) TOLON PEREZ, MARCO

Lap	Lap Tm	Diff	Time of Day
1			13:47:59.900
2	2:05.701		13:50:05.601
3	2:07.337	+1.636	13:52:12.938
4	2:09.979	+4.278	13:54:22.917
5	2:10.061	+4.360	13:56:32.978
6	2:09.165	+3.464	13:58:42.143
7	2:14.809	+9.108	14:00:56.952
8	2:09.499	+3.798	14:03:06.451
9	2:08.070	+2.369	14:05:14.521
10	2:12.994	+7.293	14:07:27.515
11	2:07.986	+2.285	14:09:35.501
12	2:09.439	+3.738	14:11:44.940

(210) RODRIGO JIMENEZ, JOSUE

Lap	Lap Tm	Diff	Time of Day
1			13:48:03.427
2	2:08.639		13:50:12.066
3	2:10.136	+1.497	13:52:22.202
4	2:10.503	+1.864	13:54:32.705
5	2:12.301	+3.662	13:56:45.006
6	2:13.331	+4.692	13:58:58.337
7	2:16.465	+7.826	14:01:14.802
8	2:16.709	+8.070	14:03:31.511
9	2:19.353	+10.714	14:05:50.864
10	2:16.240	+7.601	14:08:07.104
11	2:16.554	+7.915	14:10:23.658

(196) GARCIA MARCO, ADRIAN

Lap	Lap Tm	Diff	Time of Day
1			13:48:09.321
2	2:12.644		13:50:21.965
3	2:14.060	+1.416	13:52:36.025
4	2:16.057	+3.413	13:54:52.082
5	2:15.859	+3.215	13:57:07.941
6	2:13.685	+1.041	13:59:21.626
7	2:15.241	+2.597	14:01:36.867
8	2:17.514	+4.870	14:03:54.381
9	2:17.194	+4.550	14:06:11.575
10	2:20.575	+7.931	14:08:32.150
11	2:20.259	+7.615	14:10:52.409

(4) ARIE LORENTE, ADRIAN

Lap	Lap Tm	Diff	Time of Day
1			13:48:13.386
2	2:17.704	+2.630	13:50:31.090
3	2:15.074		13:52:46.164
4	2:21.003	+5.929	13:55:07.167
5	2:22.164	+7.090	13:57:29.331
6	2:20.838	+5.764	13:59:50.169
7	2:23.060	+7.986	14:02:13.229
8	2:21.506	+6.432	14:04:34.735
9	2:23.762	+8.688	14:06:58.497
10	2:22.904	+7.830	14:09:21.401
11	2:23.481	+8.407	14:11:44.882

Jefe de cronometraje

Orbits

Provisional

Los Comisarios Deportivos

El Director de Carrera

El Cronametrador

Definitiva

Hora:

Hora:

Hora:

Camp. Aragón MX, Calatayud

MX-2 / MX-Sub18

Calatayud 1,900 km

Final MX2 / MX-Sub18

Pos.	Nº	Nombre	T. Punt.	1ªM	2ªM	Club
MX-2						
1	96	SERRANO GOTOR, ALEJANDRO	50	25	25	Mc. Calatayud
2	37	LOPEZ GADEA, ALEJANDRO	44	22	22	Tauste Mc.
3	94	UTERGA RODRIGO, JULEN	38	18	20	Mc. Navarra
4	5	RAUFAST PARDO, RICARDO	38	20	18	Mc. Zuera
5	113	GRASA ROYO, CESAR	32	16	16	Correcaminos Mc.
6	18	GARIN VERA, ADRIAN	28	15	13	Mc. Bajo Aragón
7	95	MORENO ARROYO, VICTOR	28	14	14	Tauste Mc.
8	30	TOLON PEREZ, MARCO	25	13	12	Mc. Fuentes
9	210	RODRIGO JIMENEZ, JOSUE	23	12	11	Mc. Calatayud
10	182	OTEIZA ETXABE, PATXI ROMAN	15	0	15	RM Guipuzkoa
NE	15	SONSONA CIVERA, ALEJANDRO	0	0	0	T.S.R.
MX-Sub 18						
1	722	GARCIA CAÑAS, MICHEL	50	25	25	Mc. Segre
2	60	URGEL HERNANDO, AARON	44	22	22	Ricla Mc.
3	23	MUÑOZ DE LA PEÑA VICENTE, JUAN	40	20	20	Sinesponsor Racing
4	68	RODRIGUEZ RAMALLO, KEVIN	36	18	18	
5	19	MENE MANERO, LUIS	31	15	16	Tauste Mc.
6	20	LLORENTE TOVAR, CRISTOBAL	31	16	15	Esc. R.T.S.
7	196	GARCIA MARCO, ADRIAN	27	13	14	C.M. Epila
8	4	ARIE LORENTE, ADRIAN	25	12	13	C.M. Epila
9	8	SAIZ OCHOA, DIEGO	14	14	0	C.M. Epila

Jefe de cronometraje

Orbits

Provisional

Los Comisarios Deportivos

El Director de Carrera

El Cronametrador

Definitiva

Hora:

Hora:

Hora:

Camp. Aragón MX, Calatayud

Clasificado por mejor tiempo de vuelta

MX-3 / MX-Veterano

Calatayud 1,900 km

Entrenos Oficiales

25/05/2014 09:45

Clasificación (15:00 Tiempo) iniciado a 9:45:29

Pos.	Nº	Nombre	Mejor Tm	Dif. 1º	Total Tº	En V.	Club
1	214	BAZAN GODOY, HECTOR GABRIEL	2:10.202		16:19.779	5	Mc. Zuera
2	144	CUARTERO SANCHO, JOSE LUIS	2:12.142	1.940	17:07.000	4	C.M. Epila
3	91	VIGIOLA GOIKOECHEA, KOLDO	2:20.250	10.048	16:36.273	6	Ivan Lopez muskiz mc
4	1	CALAVIA VICENTE, JOSE A.	2:21.740	11.538	15:48.653	4	Ivan Lopez muskiz mc
5	48	MATEO PEREZ, OCTAVIO JOSE	2:28.002	17.800	17:37.026	2	Lairon Mc
6	46	CUESTA CHARLEZ, ANDRES	2:28.585	18.383	14:45.787	5	Mc. J.P.R
7	25	LLUCH LIARTE, JUAN CARLOS	2:28.660	18.458	15:14.734	3	Mc. Zuera
8	18	PERALES SALVADOR, RAUL	2:29.429	19.227	15:37.408	3	T.S.R.
9	76	CIRIA ESPEJA, ALBERTO	2:31.193	20.991	17:23.407	6	Mc. Tryfon
10	50	GRACIA GIMENO, EMILIO JESUS	2:33.131	22.929	14:43.592	4	Mc. Zuera
11	191	SANCHEZ MARTIN, RUBEN	2:33.756	23.554	16:49.746	6	
12	112	CANELA DIEZ, ABEL	2:34.175	23.973	16:23.034	5	A.D.M. La Almunia
13	13	BITRIAN LOPEZ, SAUL	2:35.249	25.047	16:29.305	5	Pm. Oscense
14	31	PAISAN DEREZO, FRANCISCO JAVIER	2:36.118	25.916	17:39.294	4	
15	24	ROY MARCO, EDUARDO	2:38.197	27.995	16:33.481	4	A.D.M. La Almunia
16	3	TELLO SALAS, RAUL	2:38.643	28.441	10:51.497	2	Esc. R.T.S.
17	6	BUENO NAVALPOTRO, JESUS JULIAN	2:41.562	31.360	15:17.514	3	Mc. Zuera
18	9	AGUSTI FABRO, DANIEL F.	2:42.516	32.314	17:35.709	4	Mc. Zuera
19	86	LOPEZ MATEO, ALEJANDRO	2:42.598	32.396	16:02.016	5	Correcaminos Mc.
20	55	RODRIGUEZ DE LA IGLESIA, FELICISIMO	2:46.388	36.186	12:53.838	2	
21	72	TORRES ROMERO, PABLO	2:47.652	37.450	8:38.984	2	Mc. Zuera
22	54	CORTELL DEBUENO, JOSE RAFAEL	2:52.057	41.855	17:03.477	4	Mc. Zuera
23	47	GIMENEZ ASCASO, ALEJANDRO	2:58.018	47.816	11:04.422	2	Correcaminos Mc.
24	41	TORRERO RIERA, JORGE	3:25.115	1:14.913	14:48.722	3	Mc. Zuera
25	139	SANCHEZ MARTIN, HECTOR	3:29.392	1:19.190	16:22.172	4	

Jefe de cronometraje

Orbits

Provisional

Los Comisarios Deportivos

El Director de Carrera

El Cronametrador

Definitiva

Hora:

Hora:

Hora:

Camp. Aragón MX, Calatayud

MX-3 / MX-Veterano

Calatayud 1,900 km

Entrenos Oficiales

25/05/2014 09:45

Clasificación (15:00 Tiempo) iniciado a 9:45:29

Lap	Lap Tm	Diff	Time of Day
(214) BAZAN GODOY, HECTOR GABRIEL			
1			9:52:20.904
2	2:40.971	+30.769	9:55:01.875
3	2:19.748	+9.546	9:57:21.623
4	2:17.007	+6.805	9:59:38.630
5	2:10.202		10:01:48.832

Lap	Lap Tm	Diff	Time of Day
(144) CUARTERO SANCHO, JOSE LUIS			
1			9:47:47.733
2	2:54.194	+42.052	9:50:41.927
3	2:21.563	+9.421	9:53:03.490
4	2:12.142		9:55:15.632
5	2:53.935	+41.793	9:58:09.567
6	2:13.930	+1.788	10:00:23.497
7	2:12.556	+0.414	10:02:36.053

Lap	Lap Tm	Diff	Time of Day
(91) VIGIOLA GOIKOECHEA, KOLDO			
1			9:49:47.232
2	2:43.876	+23.626	9:52:31.108
3	2:26.762	+6.512	9:54:57.870
4	2:22.154	+1.904	9:57:20.024
5	2:25.052	+4.802	9:59:45.076
6	2:20.250		10:02:05.326

Lap	Lap Tm	Diff	Time of Day
(1) CALAVIA VICENTE, JOSE A.			
1			9:50:17.047
2	2:30.416	+8.676	9:52:47.463
3	3:40.920	+1:19.180	9:56:28.383
4	2:21.740		9:58:50.123
5	2:27.583	+5.843	10:01:17.706

Lap	Lap Tm	Diff	Time of Day
(48) MATEO PEREZ, OCTAVIO JOSE			
1			9:49:50.027
2	2:28.002		9:52:18.029
3	2:32.511	+4.509	9:54:50.540
4	5:13.444	+2:45.442	10:00:03.984
5	3:02.095	+34.093	10:03:06.079

Lap	Lap Tm	Diff	Time of Day
(46) CUESTA CHARLEZ, ANDRES			
1			9:49:56.786
2	2:40.127	+11.542	9:52:36.913
3	2:35.542	+6.957	9:55:12.455
4	2:33.800	+5.215	9:57:46.255
5	2:28.585		10:00:14.840

Lap	Lap Tm	Diff	Time of Day
(25) LLUCH LIARTE, JUAN CARLOS			
1			9:53:14.848
2	2:30.479	+1.819	9:55:45.327
3	2:28.660		9:58:13.987
4	2:29.800	+1.140	10:00:43.787

Lap	Lap Tm	Diff	Time of Day
(18) PERALES SALVADOR, RAUL			
1			9:48:26.164
2	2:32.790	+3.361	9:50:58.954
3	2:29.429		9:53:28.383
4	2:30.920	+1.491	9:55:59.303
5	2:33.771	+4.342	9:58:33.074
6	2:33.387	+3.958	10:01:06.461

Lap	Lap Tm	Diff	Time of Day
(76) CIRIA ESPEJA, ALBERTO			
1			9:49:51.516
2	2:38.801	+7.608	9:52:30.317
3	2:40.490	+9.297	9:55:10.807
4	2:38.608	+7.415	9:57:49.415
5	2:31.852	+0.659	10:00:21.267

Lap	Lap Tm	Diff	Time of Day
6	2:31.193		10:02:52.460
(50) GRACIA GIMENO, EMILIO JESUS			
1			9:52:14.592
2	2:41.501	+8.370	9:54:56.093
3	2:43.421	+10.290	9:57:39.514
4	2:33.131		10:00:12.645

Lap	Lap Tm	Diff	Time of Day
(191) SANCHEZ MARTIN, RUBEN			
1			9:49:08.539
2	2:46.274	+12.518	9:51:54.813
3	2:39.576	+5.820	9:54:34.389
4	2:35.033	+1.277	9:57:09.422
5	2:35.621	+1.865	9:59:45.043
6	2:33.756		10:02:18.799

Lap	Lap Tm	Diff	Time of Day
(112) CANELA DIEZ, ABEL			
1			9:51:07.053
2	2:50.546	+16.371	9:53:57.599
3	2:43.800	+9.625	9:56:41.399
4	2:36.513	+2.338	9:59:17.912
5	2:34.175		10:01:52.087

Lap	Lap Tm	Diff	Time of Day
(13) BITRIAN LOPEZ, SAUL			
1			9:49:27.190
2	2:49.324	+14.075	9:52:16.514
3	4:24.016	+1:48.767	9:56:40.530
4	2:42.579	+7.330	9:59:23.109
5	2:35.249		10:01:58.358

Lap	Lap Tm	Diff	Time of Day
(31) PAISAN DEREZO, FRANCISCO JAVIER			
1			9:52:08.795
2	2:51.661	+15.543	9:55:00.456
3	2:51.191	+15.073	9:57:51.647
4	2:36.118		10:00:27.765
5	2:40.582	+4.464	10:03:08.347

Lap	Lap Tm	Diff	Time of Day
(24) ROY MARCO, EDUARDO			
1			9:51:18.545
2	2:41.127	+2.930	9:53:59.672
3	2:40.825	+2.628	9:56:40.497
4	2:38.197		9:59:18.694
5	2:43.840	+5.643	10:02:02.534

Lap	Lap Tm	Diff	Time of Day
(3) TELLO SALAS, RAUL			
1			9:51:00.133
2	2:38.643		9:53:38.776
3	2:41.774	+3.131	9:56:20.550

Lap	Lap Tm	Diff	Time of Day
(6) BUENO NAVALPOTRO, JESUS JULIAN			
1			9:52:27.129
2	2:51.663	+10.101	9:55:18.792
3	2:41.562		9:58:00.354
4	2:46.213	+4.651	10:00:46.567

Lap	Lap Tm	Diff	Time of Day
(9) AGUSTI FABRO, DANIEL F.			
1			9:51:12.184
2	3:08.830	+26.314	9:54:21.014
3	2:55.258	+12.742	9:57:16.272
4	2:42.516		9:59:58.788
5	3:05.974	+23.458	10:03:04.762

Lap	Lap Tm	Diff	Time of Day
(86) LOPEZ MATEO, ALEJANDRO			
1			9:50:20.578
2	2:49.106	+6.508	9:53:09.684
3	2:52.045	+9.447	9:56:01.729

Lap	Lap Tm	Diff	Time of Day
4	2:46.742	+4.144	9:58:48.471
5	2:42.598		10:01:31.069

Lap	Lap Tm	Diff	Time of Day
(55) RODRIGUEZ DE LA IGLESIA, FELICISIMO			
1			9:50:26.151
2	2:46.388		9:53:12.539
3	5:10.352	+2:23.964	9:58:22.891

Lap	Lap Tm	Diff	Time of Day
(72) TORRES ROMERO, PABLO			
1			9:48:15.000
2	2:47.652		9:51:02.652
3	3:05.385	+17.733	9:54:08.037

Lap	Lap Tm	Diff	Time of Day
(54) CORTELL DEBUENO, JOSE RAFAEL			
1			9:50:52.342
2	2:56.152	+4.095	9:53:48.494
3	2:57.064	+5.007	9:56:45.558
4	2:52.057		9:59:37.615
5	2:54.915	+2.858	10:02:32.530

Lap	Lap Tm	Diff	Time of Day
(47) GIMENEZ ASCASO, ALEJANDRO			
1			9:50:33.754
2	2:58.018		9:53:31.772
3	3:01.703	+3.685	9:56:33.475

Lap	Lap Tm	Diff	Time of Day
(41) TORRERO RIERA, JORGE			
1			9:48:47.930
2	8:04.730	+4:39.615	9:56:52.660
3	3:25.115		10:00:17.775

Lap	Lap Tm	Diff	Time of Day
(139) SANCHEZ MARTIN, HECTOR			
1			9:50:29.768
2	3:36.789	+7.397	9:54:06.557
3	4:15.276	+45.884	9:58:21.833
4	3:29.392		10:01:51.225

Jefe de cronometraje

Orbits

Provisional

Los Comisarios Deportivos

El Director de Carrera

El Cronametrador

Definitiva

Hora:

Hora:

Hora:

Camp. Aragón MX, Calatayud

Clasificado por vueltas

MX-3 / MX-Veterano

Calatayud 1,900 km

Primera Manga

25/05/2014 11:15

Carrera (20:00 y 2 Vueltas) iniciado a 11:15:30

Pos.	Nº	Nombre	Vts.	Total T°	Dif.1°	Mejor Tm	Club	Marca
MX-3								
1	214	BAZAN GODOY, HECTOR GABRIEL	13	25:20.107		1:54.911	Mc. Zuera	HONDA
2	144	CUARTERO SANCHO, JOSE LUIS	13	26:46.975	1:26.868	2:01.413	C.M. Epila	KTM
3	91	VIGIOLA GOIKOECHEA, KOLDO	13	26:55.988	1:35.881	2:01.014	Ivan Lopez mu	YAMAHA
4	191	SANCHEZ MARTIN, RUBEN	12	25:49.612	1 Vuelta	2:05.973		
5	41	TORRERO RIERA, JORGE	12	25:53.372	1 Vuelta	2:06.389	Mc. Zuera	TM
6	76	CIRIA ESPEJA, ALBERTO	12	26:04.476	1 Vuelta	2:06.143	Mc. Tryfon	KAWASAKI
7	24	ROY MARCO, EDUARDO	12	27:08.614	1 Vuelta	2:11.753	A.D.M. La Almi	KAWASAKI
8	46	CUESTA CHARLEZ, ANDRES	12	27:08.994	1 Vuelta	2:12.101	Mc. J.P.R	KTM
9	13	BITRIAN LOPEZ, SAUL	12	27:21.550	1 Vuelta	2:14.142	Pm. Oscense	
10	9	AGUSTI FABRO, DANIEL F.	12	27:22.076	1 Vuelta	2:12.417	Mc. Zuera	YAMAHA
11	139	SANCHEZ MARTIN, HECTOR	11	25:23.026	2 Vueltas	2:14.540		
12	112	CANELA DIEZ, ABEL	11	25:44.417	2 Vueltas	2:18.745	A.D.M. La Almi	KTM
13	86	LOPEZ MATEO, ALEJANDRO	11	25:49.475	2 Vueltas	2:18.253	Correcaminos	YAMAHA
Veteranos								
1	3	TELLO SALAS, RAUL	13	25:28.399		1:55.487	Esc. R.T.S.	KTM
2	31	PAISAN DEREZO, FRANCISCO JAVIER	13	26:42.069	1:13.670	2:00.498		
3	1	CALAVIA VICENTE, JOSE A.	13	27:23.523	1:55.124	2:04.171	Ivan Lopez mu	KAWASAKI
4	55	RODRIGUEZ DE LA IGLESIA, FELICIS	12	25:26.947	1 Vuelta	2:03.566		
5	25	LLUCH LIARTE, JUAN CARLOS	12	25:50.619	1 Vuelta	2:06.184	Mc. Zuera	YAMAHA
6	48	MATEO PEREZ, OCTAVIO JOSE	12	26:14.664	1 Vuelta	2:05.544	Lairon Mc	YAMAHA
7	50	GRACIA GIMENO, EMILIO JESUS	12	27:23.459	1 Vuelta	2:14.989	Mc. Zuera	KAWASAKI
8	54	CORTELL DEBUENO, JOSE RAFAEL	11	25:35.339	2 Vueltas	2:17.374	Mc. Zuera	KAWASAKI
9	6	BUENO NAVALPOTRO, JESUS JULIAN	11	25:41.301	2 Vueltas	2:13.976	Mc. Zuera	KAWASAKI
10	47	GIMENEZ ASCASO, ALEJANDRO	11	26:16.141	2 Vueltas	2:20.659	Correcaminos	SUZUKI
11	72	TORRES ROMERO, PABLO	11	26:23.091	2 Vueltas	2:19.583	Mc. Zuera	HONDA
No clasificado								
NT	18	PERALES SALVADOR, RAUL	1	2:05.115	NT		T.S.R.	SUZUKI

Márgen de victoria	Velocidad media	Mejor t° de vuelta	Mejor Vel.	Mejor vuelta para
8.292	58,496	1:54.911	59,524	214 - BAZAN GODOY, HECTOR G

Jefe de cronometraje

Orbits

Provisional

Los Comisarios Deportivos

El Director de Carrera

El Cronametrador

Definitiva

Hora:

Hora:

Hora:



Camp. Aragón MX, Calatayud

MX-3 / MX-Veterano

Calatayud 1,900 km

Primera Manga

25/05/2014 11:15

Carrera (20:00 y 2 Vueltas) iniciado a 11:15:30

Lap	Lap Tm	Diff	Time of Day
(214) BAZAN GODOY, HECTOR GABRIEL			
1			11:17:23.269
2	1:57.533	+2.622	11:19:20.802
3	1:56.994	+2.083	11:21:17.796
4	1:55.986	+1.075	11:23:13.782
5	1:56.079	+1.168	11:25:09.861
6	1:59.878	+4.967	11:27:09.739
7	1:59.584	+4.673	11:29:09.323
8	1:54.911		11:31:04.234
9	1:55.455	+0.544	11:32:59.689
10	1:57.426	+2.515	11:34:57.115
11	1:57.426	+2.515	11:36:54.541
12	1:58.170	+3.259	11:38:52.711
13	1:58.094	+3.183	11:40:50.805

Lap	Lap Tm	Diff	Time of Day
(3) TELLO SALAS, RAUL			
1			11:17:24.429
2	1:57.439	+1.952	11:19:21.868
3	1:56.386	+0.899	11:21:18.254
4	1:56.332	+0.845	11:23:14.586
5	1:58.696	+3.209	11:25:13.282
6	1:59.552	+4.065	11:27:12.834
7	1:56.759	+1.272	11:29:09.593
8	1:55.487		11:31:05.080
9	1:56.076	+0.589	11:33:01.156
10	1:56.699	+1.212	11:34:57.855
11	1:59.930	+4.443	11:36:57.785
12	2:01.322	+5.835	11:38:59.107
13	1:59.990	+4.503	11:40:59.097

Lap	Lap Tm	Diff	Time of Day
(31) PAISAN DEREZO, FRANCISCO JAVIER			
1			11:17:35.584
2	2:06.732	+6.234	11:19:42.316
3	2:03.145	+2.647	11:21:45.461
4	2:04.978	+4.480	11:23:50.439
5	2:04.616	+4.118	11:25:55.055
6	2:03.361	+2.863	11:27:58.416
7	2:02.345	+1.847	11:30:00.761
8	2:02.238	+1.740	11:32:02.999
9	2:00.498		11:34:03.497
10	2:01.273	+0.775	11:36:04.770
11	2:01.591	+1.093	11:38:06.361
12	2:03.220	+2.722	11:40:09.581
13	2:03.186	+2.688	11:42:12.767

Lap	Lap Tm	Diff	Time of Day
(144) CUARTERO SANCHO, JOSE LUIS			
1			11:17:34.988
2	2:01.413		11:19:36.401
3	2:06.066	+4.653	11:21:42.467
4	2:01.547	+0.134	11:23:44.014
5	2:02.701	+1.288	11:25:46.715
6	2:03.687	+2.274	11:27:50.402
7	2:03.969	+2.556	11:29:54.371
8	2:06.817	+5.404	11:32:01.188
9	2:01.725	+0.312	11:34:02.913
10	2:01.593	+0.180	11:36:04.506
11	2:05.458	+4.045	11:38:09.964
12	2:03.432	+2.019	11:40:13.396
13	2:04.277	+2.864	11:42:17.673

Lap	Lap Tm	Diff	Time of Day
(91) VIGIOLA GOIKOECHEA, KOLDO			
1			11:17:42.529
2	2:08.537	+7.523	11:19:51.066
3	2:04.164	+3.150	11:21:55.230
4	2:02.514	+1.500	11:23:57.744

Lap	Lap Tm	Diff	Time of Day
5	2:03.150	+2.136	11:26:00.894
6	2:03.222	+2.208	11:28:04.116
7	2:01.572	+0.558	11:30:05.688
8	2:01.014		11:32:06.702
9	2:03.174	+2.160	11:34:09.876
10	2:03.608	+2.594	11:36:13.484
11	2:04.051	+3.037	11:38:17.535
12	2:04.450	+3.436	11:40:21.985
13	2:04.701	+3.687	11:42:26.686

Lap	Lap Tm	Diff	Time of Day
(1) CALAVIA VICENTE, JOSE A.			
1			11:17:30.296
2	2:05.333	+1.162	11:19:35.629
3	2:04.171		11:21:39.800
4	2:06.749	+2.578	11:23:46.549
5	2:06.319	+2.148	11:25:52.868
6	2:06.606	+2.435	11:27:59.474
7	2:05.162	+0.991	11:30:04.636
8	2:07.998	+3.827	11:32:12.634
9	2:09.197	+5.026	11:34:21.831
10	2:07.184	+3.013	11:36:29.015
11	2:07.027	+2.856	11:38:36.042
12	2:07.314	+3.143	11:40:43.356
13	2:10.865	+6.694	11:42:54.221

Lap	Lap Tm	Diff	Time of Day
(55) RODRIGUEZ DE LA IGLESIA, FELICISIMO			
1			11:17:40.292
2	2:12.191	+8.625	11:19:52.483
3	2:07.866	+4.300	11:22:00.349
4	2:07.070	+3.504	11:24:07.419
5	2:07.394	+3.828	11:26:14.813
6	2:05.767	+2.201	11:28:20.580
7	2:08.606	+5.040	11:30:29.186
8	2:03.566		11:32:32.752
9	2:05.536	+1.970	11:34:38.288
10	2:08.150	+4.584	11:36:46.438
11	2:05.559	+1.993	11:38:51.997
12	2:05.648	+2.082	11:40:57.645

Lap	Lap Tm	Diff	Time of Day
(191) SANCHEZ MARTIN, RUBEN			
1			11:17:42.677
2	2:12.791	+6.818	11:19:55.468
3	2:08.484	+2.511	11:22:03.952
4	2:12.313	+6.340	11:24:16.265
5	2:08.027	+2.054	11:26:24.292
6	2:08.361	+2.388	11:28:32.653
7	2:08.462	+2.489	11:30:41.115
8	2:07.793	+1.820	11:32:48.908
9	2:07.964	+1.991	11:34:56.872
10	2:09.739	+3.766	11:37:06.611
11	2:05.973		11:39:12.584
12	2:07.726	+1.753	11:41:20.310

Lap	Lap Tm	Diff	Time of Day
(25) LLUCH LIARTE, JUAN CARLOS			
1			11:17:43.293
2	2:09.922	+3.738	11:19:53.215
3	2:08.856	+2.672	11:22:02.071
4	2:06.397	+0.213	11:24:08.468
5	2:08.323	+2.139	11:26:16.791
6	2:06.184		11:28:22.975
7	2:08.385	+2.201	11:30:31.360
8	2:09.465	+3.281	11:32:40.825
9	2:09.138	+2.954	11:34:49.963
10	2:11.619	+5.435	11:37:01.582
11	2:09.950	+3.766	11:39:11.532
12	2:09.785	+3.601	11:41:21.317

Lap	Lap Tm	Diff	Time of Day
(41) TORRERO RIERA, JORGE			
1			11:17:46.257
2	2:12.382	+5.993	11:19:58.639
3	2:10.924	+4.535	11:22:09.563
4	2:09.474	+3.085	11:24:19.037
5	2:09.621	+3.232	11:26:28.658
6	2:08.685	+2.296	11:28:37.343
7	2:08.213	+1.824	11:30:45.556
8	2:07.044	+0.655	11:32:52.600
9	2:08.414	+2.025	11:35:01.014
10	2:06.389		11:37:07.403
11	2:08.331	+1.942	11:39:15.734
12	2:08.336	+1.947	11:41:24.070

Lap	Lap Tm	Diff	Time of Day
(76) CIRIA ESPEJA, ALBERTO			
1			11:17:44.629
2	2:23.259	+17.116	11:20:07.888
3	2:13.992	+7.849	11:22:21.880
4	2:06.633	+0.490	11:24:28.513
5	2:07.434	+1.291	11:26:35.947
6	2:08.782	+2.639	11:28:44.729
7	2:06.143		11:30:50.872
8	2:07.459	+1.316	11:32:58.331
9	2:09.329	+3.186	11:35:07.660
10	2:10.340	+4.197	11:37:18.000
11	2:06.542	+0.399	11:39:24.542
12	2:10.632	+4.489	11:41:35.174

Lap	Lap Tm	Diff	Time of Day
(48) MATEO PEREZ, OCTAVIO JOSE			
1			11:17:31.749
2	2:05.544		11:19:37.293
3	2:07.819	+2.275	11:21:45.112
4	2:08.849	+3.305	11:23:53.961
5	2:09.702	+4.158	11:26:03.663
6	2:09.724	+4.180	11:28:13.387
7	2:10.453	+4.909	11:30:23.840
8	2:30.127	+24.583	11:32:53.967
9	2:12.151	+6.607	11:35:06.118
10	2:13.590	+8.046	11:37:19.708
11	2:11.583	+6.039	11:39:31.291
12	2:14.071	+8.527	11:41:45.362

Lap	Lap Tm	Diff	Time of Day
(24) ROY MARCO, EDUARDO			
1			11:17:51.551
2	2:15.239	+3.486	11:20:06.790
3	2:17.576	+5.823	11:22:24.366
4	2:13.097	+1.344	11:24:37.463
5	2:14.262	+2.509	11:26:51.725
6	2:13.528	+1.775	11:29:05.253
7	2:16.549	+4.796	11:31:21.802
8	2:13.538	+1.785	11:33:35.340
9	2:17.437	+5.684	11:35:52.777
10	2:18.530	+6.777	11:38:11.307
11	2:16.252	+4.499	11:40:27.559
12	2:11.753		11:42:39.312

Lap	Lap Tm	Diff	Time of Day
(46) CUESTA CHARLEZ, ANDRES			
1			11:17:41.739
2	2:13.510	+1.409	11:19:55.249
3	2:12.154	+0.053	11:22:07.403
4	2:14.401	+2.300	11:24:21.804
5	2:12.101		11:26:33.905
6	2:13.823	+1.722	11:28:47.728
7	2:14.222	+2.121	11:31:01.950
8	2:18.928	+6.827	

Camp. Aragón MX, Calatayud

MX-3 / MX-Veterano

Calatayud 1,900 km

Primera Manga

25/05/2014 11:15

Carrera (20:00 y 2 Vueltas) iniciado a 11:15:30

Lap	Lap Tm	Diff	Time of Day
9	2:17.840	+5.739	11:35:38.718
10	2:16.302	+4.201	11:37:55.020
11	2:20.087	+7.986	11:40:15.107
12	2:24.585	+12.484	11:42:39.692

(13) BITRIAN LOPEZ, SAUL

1			11:17:46.008
2	2:15.471	+1.329	11:20:01.479
3	2:14.142		11:22:15.621
4	2:20.176	+6.034	11:24:35.797
5	2:16.360	+2.218	11:26:52.157
6	2:20.734	+6.592	11:29:12.891
7	2:18.191	+4.049	11:31:31.082
8	2:16.155	+2.013	11:33:47.237
9	2:16.174	+2.032	11:36:03.411
10	2:17.720	+3.578	11:38:21.131
11	2:16.709	+2.567	11:40:37.840
12	2:14.408	+0.266	11:42:52.248

(9) AGUSTI FABRO, DANIEL F.

1			11:17:45.657
2	2:15.813	+3.396	11:20:01.470
3	2:19.934	+7.517	11:22:21.404
4	2:18.709	+6.292	11:24:40.113
5	2:14.645	+2.228	11:26:54.758
6	2:12.876	+0.459	11:29:07.634
7	2:14.628	+2.211	11:31:22.262
8	2:12.417		11:33:34.679
9	2:14.045	+1.628	11:35:48.724
10	2:14.936	+2.519	11:38:03.660
11	2:17.869	+5.452	11:40:21.529
12	2:31.245	+18.828	11:42:52.774

(50) GRACIA GIMENO, EMILIO JESUS

1			11:17:50.759
2	2:16.558	+1.569	11:20:07.317
3	2:18.966	+3.977	11:22:26.283
4	2:14.989		11:24:41.272
5	2:15.547	+0.558	11:26:56.819
6	2:16.423	+1.434	11:29:13.242
7	2:16.701	+1.712	11:31:29.943
8	2:16.706	+1.717	11:33:46.649
9	2:19.382	+4.393	11:36:06.031
10	2:17.338	+2.349	11:38:23.369
11	2:15.145	+0.156	11:40:38.514
12	2:15.643	+0.654	11:42:54.157

(139) SANCHEZ MARTIN, HECTOR

1			11:17:55.709
2	2:19.695	+5.155	11:20:15.404
3	2:15.137	+0.597	11:22:30.541
4	2:14.540		11:24:45.081
5	2:15.981	+1.441	11:27:01.062
6	2:18.510	+3.970	11:29:19.572
7	2:15.951	+1.411	11:31:35.523
8	2:16.668	+2.128	11:33:52.191
9	2:20.585	+6.045	11:36:12.776
10	2:19.712	+5.172	11:38:32.488
11	2:21.236	+6.696	11:40:53.724

(54) CORTELL DEBUENO, JOSE RAFAEL

1			11:17:47.784
2	2:18.505	+1.131	11:20:06.289
3	2:19.071	+1.697	11:22:25.360
4	2:17.374		11:24:42.734
5	2:21.494	+4.120	11:27:04.228

Lap	Lap Tm	Diff	Time of Day
6	2:20.100	+2.726	11:29:24.328
7	2:18.059	+0.685	11:31:42.387
8	2:17.715	+0.341	11:34:00.102
9	2:20.824	+3.450	11:36:20.926
10	2:20.042	+2.668	11:38:40.968
11	2:25.069	+7.695	11:41:06.037

(6) BUENO NAVALPOTRO, JESUS JULIAN

1			11:17:56.604
2	2:29.429	+15.453	11:20:26.033
3	2:20.693	+6.717	11:22:46.726
4	2:18.401	+4.425	11:25:05.127
5	2:20.477	+6.501	11:27:25.604
6	2:20.719	+6.743	11:29:46.323
7	2:20.594	+6.618	11:32:06.917
8	2:16.511	+2.535	11:34:23.428
9	2:13.976		11:36:37.404
10	2:16.248	+2.272	11:38:53.652
11	2:18.347	+4.371	11:41:11.999

(112) CANELA DIEZ, ABEL

1			11:17:52.072
2	2:21.338	+2.593	11:20:13.410
3	2:20.430	+1.685	11:22:33.840
4	2:20.128	+1.383	11:24:53.968
5	2:20.907	+2.162	11:27:14.875
6	2:20.989	+2.244	11:29:35.864
7	2:18.745		11:31:54.609
8	2:21.244	+2.499	11:34:15.853
9	2:19.722	+0.977	11:36:35.575
10	2:20.632	+1.887	11:38:56.207
11	2:18.908	+0.163	11:41:15.115

(86) LOPEZ MATEO, ALEJANDRO


1			11:17:58.558
2	2:23.655	+5.402	11:20:22.213
3	2:20.755	+2.502	11:22:42.968
4	2:18.653	+0.400	11:25:01.621
5	2:18.852	+0.599	11:27:20.473
6	2:19.607	+1.354	11:29:40.080
7	2:20.000	+1.747	11:32:00.080
8	2:23.040	+4.787	11:34:23.120
9	2:18.789	+0.536	11:36:41.909
10	2:20.011	+1.758	11:39:01.920
11	2:18.253		11:41:20.173

(47) GIMENEZ ASCASO, ALEJANDRO

1			11:17:54.518
2	2:25.141	+4.482	11:20:19.659
3	2:21.847	+1.188	11:22:41.506
4	2:20.659		11:25:02.165
5	2:21.369	+0.710	11:27:23.534
6	2:21.119	+0.460	11:29:44.653
7	2:20.839	+0.180	11:32:05.492
8	2:24.040	+3.381	11:34:29.532
9	2:23.959	+3.300	11:36:53.491
10	2:28.110	+7.451	11:39:21.601
11	2:25.238	+4.579	11:41:46.839

(72) TORRES ROMERO, PABLO

1			11:17:50.548
2	2:20.900	+1.317	11:20:11.448
3	2:19.583		11:22:31.031
4	2:21.649	+2.066	11:24:52.680
5	2:20.733	+1.150	11:27:13.413
6	2:25.069	+5.486	11:29:38.482



(18) PERALES SALVADOR, RAUL

1			11:17:35.813
---	--	--	--------------

Jefe de cronometraje

Orbits

Provisional

Los Comisarios Deportivos

El Director de Carrera

El Cronametrador

Definitiva

Hora:

Hora:

Hora:

Camp. Aragón MX, Calatayud

Clasificado por vueltas

MX-3 / MX-Veterano

Calatayud 1,900 km

Segunda Manga

25/05/2014 13:10

Carrera (20:00 y 2 Vueltas) iniciado a 13:16:01

Pos.	Nº	Nombre	Vts.	Total T°	Dif.1°	Mejor Tm	Club	Marca
MX-3								
1	214	BAZAN GODOY, HECTOR GABRIEL	13	24:23.893		1:51.506	Mc. Zuera	HONDA
2	144	CUARTERO SANCHO, JOSE LUIS	13	25:50.529	1:26.636	1:57.913	C.M. Epila	KTM
3	91	VIGIOLA GOIKOECHEA, KOLDO	13	26:10.798	1:46.905	1:59.069	Ivan Lopez mu	YAMAHA
4	41	TORRERO RIERA, JORGE	12	24:43.744	1 Vuelta	1:59.572	Mc. Zuera	TM
5	76	CIRIA ESPEJA, ALBERTO	12	24:46.302	1 Vuelta	2:01.210	Mc. Tryfon	KAWASAKI
6	191	SANCHEZ MARTIN, RUBEN	12	25:45.786	1 Vuelta	2:05.833		
7	24	ROY MARCO, EDUARDO	12	25:46.878	1 Vuelta	2:04.871	A.D.M. La Almi	KAWASAKI
8	13	BITRIAN LOPEZ, SAUL	12	25:49.036	1 Vuelta	2:06.500	Pm. Oscense	
9	46	CUESTA CHARLEZ, ANDRES	12	26:14.047	1 Vuelta	2:08.591	Mc. J.P.R	KTM
10	139	SANCHEZ MARTIN, HECTOR	12	26:15.082	1 Vuelta	2:07.214		
11	86	LOPEZ MATEO, ALEJANDRO	11	24:41.395	2 Vueltas	2:11.546	Correcaminos	YAMAHA
12	9	AGUSTI FABRO, DANIEL F.	11	24:58.243	2 Vueltas	2:09.837	Mc. Zuera	YAMAHA
13	112	CANELA DIEZ, ABEL	11	25:43.171	2 Vueltas	2:17.553	A.D.M. La Almi	KTM

Veteranos

1	3	TELLO SALAS, RAUL	13	24:18.677		1:50.672	Esc. R.T.S.	KTM
2	31	PAISAN DEREZO, FRANCISCO JAVIER	13	25:18.342	59.665	1:53.155		
3	1	CALAVIA VICENTE, JOSE A.	13	26:12.162	1:53.485	1:59.908	Ivan Lopez mu	KAWASAKI
4	25	LLUCH LIARTE, JUAN CARLOS	12	24:24.703	1 Vuelta	1:58.632	Mc. Zuera	YAMAHA
5	48	MATEO PEREZ, OCTAVIO JOSE	12	25:36.415	1 Vuelta	2:04.184	Lairon Mc	YAMAHA
6	50	GRACIA GIMENO, EMILIO JESUS	12	26:06.582	1 Vuelta	2:08.048	Mc. Zuera	KAWASAKI
7	6	BUENO NAVALPOTRO, JESUS JULIAN	11	24:30.686	2 Vueltas	2:08.746	Mc. Zuera	KAWASAKI
8	47	GIMENEZ ASCASO, ALEJANDRO	11	24:59.427	2 Vueltas	2:13.903	Correcaminos	SUZUKI
9	72	TORRES ROMERO, PABLO	11	24:59.772	2 Vueltas	2:13.325	Mc. Zuera	HONDA
10	55	RODRIGUEZ DE LA IGLESIA, FELICIS	11	25:20.181	2 Vueltas	2:00.225		
11	54	CORTELL DEBUENO, JOSE RAFAEL	11	26:01.807	2 Vueltas	2:09.388	Mc. Zuera	KAWASAKI

No clasificado (75% = 10 Vueltas)

NE	18	PERALES SALVADOR, RAUL			NE		T.S.R.	SUZUKI
----	----	------------------------	--	--	----	--	--------	--------

Márgen de victoria	Velocidad media	Mejor t° de vuelta	Mejor Vel.	Mejor vuelta para
5.216	60,959	1:50.672	61,804	3 - TELLO SALAS, RAUL

Jefe de cronometraje

Orbits

Provisional

Los Comisarios Deportivos

El Director de Carrera

El Cronametrador

Definitiva

Hora:

Hora:

Hora:

Camp. Aragón MX, Calatayud

MX-3 / MX-Veterano

Calatayud 1,900 km

Segunda Manga

25/05/2014 13:10

Carrera (20:00 y 2 Vueltas) iniciado a 13:16:01

Lap	Lap Tm	Diff	Time of Day
(3) TELLO SALAS, RAUL			
1			13:17:53.415
2	1:53.008	+2.336	13:19:46.423
3	1:51.927	+1.255	13:21:38.350
4	1:51.479	+0.807	13:23:29.829
5	1:51.412	+0.740	13:25:21.241
6	1:51.994	+1.322	13:27:13.235
7	1:52.254	+1.582	13:29:05.489
8	1:51.436	+0.764	13:30:56.925
9	1:51.855	+1.183	13:32:48.780
10	1:51.944	+1.272	13:34:40.724
11	1:57.396	+6.724	13:36:38.120
12	1:50.672		13:38:28.792
13	1:51.603	+0.931	13:40:20.395

Lap	Lap Tm	Diff	Time of Day
(214) BAZAN GODOY, HECTOR GABRIEL			
1			13:17:51.088
2	1:54.053	+2.547	13:19:45.141
3	1:52.605	+1.099	13:21:37.746
4	1:51.506		13:23:29.252
5	1:51.641	+0.135	13:25:20.893
6	1:52.146	+0.640	13:27:13.039
7	1:51.725	+0.219	13:29:04.764
8	1:51.828	+0.322	13:30:56.592
9	1:51.964	+0.458	13:32:48.556
10	1:51.770	+0.264	13:34:40.326
11	1:56.563	+5.057	13:36:36.889
12	1:52.389	+0.883	13:38:29.278
13	1:56.333	+4.827	13:40:25.611

Lap	Lap Tm	Diff	Time of Day
(31) PAISAN DEREZO, FRANCISCO JAVIER			
1			13:17:55.235
2	1:54.320	+1.165	13:19:49.555
3	1:53.155		13:21:42.710
4	1:55.658	+2.503	13:23:38.368
5	1:59.891	+6.736	13:25:38.259
6	1:57.686	+4.531	13:27:35.945
7	1:56.267	+3.112	13:29:32.212
8	1:57.888	+4.733	13:31:30.100
9	1:57.379	+4.224	13:33:27.479
10	1:57.197	+4.042	13:35:24.676
11	1:58.341	+5.186	13:37:23.017
12	1:58.783	+5.628	13:39:21.800
13	1:58.260	+5.105	13:41:20.060

Lap	Lap Tm	Diff	Time of Day
(144) CUARTERO SANCHO, JOSE LUIS			
1			13:17:55.130
2	1:58.289	+0.376	13:19:53.419
3	1:59.536	+1.623	13:21:52.955
4	2:00.606	+2.693	13:23:53.561
5	2:00.230	+2.317	13:25:53.791
6	1:59.187	+1.274	13:27:52.978
7	1:59.895	+1.982	13:29:52.873
8	1:57.913		13:31:50.786
9	1:59.856	+1.943	13:33:50.642
10	1:58.023	+0.110	13:35:48.665
11	2:00.785	+2.872	13:37:49.450
12	2:01.160	+3.247	13:39:50.610
13	2:01.637	+3.724	13:41:52.247

Lap	Lap Tm	Diff	Time of Day
(91) VIGIOLA GOIKOECHEA, KOLDO			
1			13:18:03.501
2	2:01.551	+2.482	13:20:05.052
3	2:00.288	+1.219	13:22:05.340
4	1:59.069		13:24:04.409

Lap	Lap Tm	Diff	Time of Day
5	1:59.198	+0.129	13:26:03.607
6	1:59.137	+0.068	13:28:02.744
7	2:00.254	+1.185	13:30:02.998
8	2:00.231	+1.162	13:32:03.229
9	2:01.371	+2.302	13:34:04.600
10	2:03.461	+4.392	13:36:08.061
11	1:59.969	+0.900	13:38:08.030
12	2:01.391	+2.322	13:40:09.421
13	2:03.095	+4.026	13:42:12.516

Lap	Lap Tm	Diff	Time of Day
(1) CALAVIA VICENTE, JOSE A.			
1			13:17:59.404
2	2:00.850	+0.942	13:20:00.254
3	2:00.525	+0.617	13:22:00.779
4	2:00.731	+0.823	13:24:01.510
5	2:01.283	+1.375	13:26:02.793
6	2:04.030	+4.122	13:28:06.823
7	2:01.736	+1.828	13:30:08.559
8	2:02.152	+2.244	13:32:10.711
9	2:00.309	+0.401	13:34:11.020
10	2:00.286	+0.378	13:36:11.306
11	1:59.908		13:38:11.214
12	2:02.287	+2.379	13:40:13.501
13	2:00.379	+0.471	13:42:13.880

Lap	Lap Tm	Diff	Time of Day
(25) LLUCH LIARTE, JUAN CARLOS			
1			13:18:04.172
2	2:01.881	+3.249	13:20:06.053
3	2:00.301	+1.669	13:22:06.354
4	1:58.632		13:24:04.986
5	1:59.545	+0.913	13:26:04.531
6	1:59.255	+0.623	13:28:03.786
7	2:00.621	+1.989	13:30:04.407
8	2:01.639	+3.007	13:32:06.046
9	2:01.648	+3.016	13:34:07.694
10	2:05.016	+6.384	13:36:12.710
11	2:03.523	+4.891	13:38:16.233
12	2:10.188	+11.556	13:40:26.421

Lap	Lap Tm	Diff	Time of Day
(41) TORRERO RIERA, JORGE			
1			13:18:11.598
2	2:03.616	+4.044	13:20:15.214
3	2:04.013	+4.441	13:22:19.227
4	2:02.677	+3.105	13:24:21.904
5	2:03.071	+3.499	13:26:24.975
6	2:02.878	+3.306	13:28:27.853
7	1:59.572		13:30:27.425
8	2:00.705	+1.133	13:32:28.130
9	2:02.568	+2.996	13:34:30.698
10	2:03.164	+3.592	13:36:33.862
11	2:06.921	+7.349	13:38:40.783
12	2:04.679	+5.107	13:40:45.462

Lap	Lap Tm	Diff	Time of Day
(76) CIRIA ESPEJA, ALBERTO			
1			13:18:07.056
2	2:05.408	+4.198	13:20:12.464
3	2:02.933	+1.723	13:22:15.397
4	2:02.771	+1.561	13:24:18.168
5	2:02.400	+1.190	13:26:20.568
6	2:02.266	+1.056	13:28:22.834
7	2:03.022	+1.812	13:30:25.856
8	2:01.210		13:32:27.066
9	2:04.968	+3.758	13:34:32.034
10	2:06.116	+4.906	13:36:38.150
11	2:04.204	+2.994	13:38:42.354
12	2:05.666	+4.456	13:40:48.020

Lap	Lap Tm	Diff	Time of Day
(48) MATEO PEREZ, OCTAVIO JOSE			
1			13:18:01.313
2	2:04.184		13:20:05.497
3	2:05.717	+1.533	13:22:11.214
4	2:05.974	+1.790	13:24:17.188
5	2:07.787	+3.603	13:26:24.975
6	2:07.843	+3.659	13:28:32.818
7	2:09.070	+4.886	13:30:41.888
8	2:10.429	+6.245	13:32:52.317
9	2:08.370	+4.186	13:35:00.687
10	2:10.221	+6.037	13:37:10.908
11	2:11.963	+7.779	13:39:22.871
12	2:15.262	+11.078	13:41:38.133

Lap	Lap Tm	Diff	Time of Day
(191) SANCHEZ MARTIN, RUBEN			
1			13:18:25.032
2	2:08.862	+3.029	13:20:33.894
3	2:06.013	+0.180	13:22:39.907
4	2:08.301	+2.468	13:24:48.208
5	2:08.453	+2.620	13:26:56.661
6	2:07.902	+2.069	13:29:04.563
7	2:09.095	+3.262	13:31:13.658
8	2:07.016	+1.183	13:33:20.674
9	2:07.392	+1.559	13:35:28.066
10	2:06.771	+0.938	13:37:34.837
11	2:05.833		13:39:40.670
12	2:06.834	+1.001	13:41:47.504

Lap	Lap Tm	Diff	Time of Day
(24) ROY MARCO, EDUARDO			
1			13:18:19.020
2	2:10.084	+5.213	13:20:29.104
3	2:07.446	+2.575	13:22:36.550
4	2:09.531	+4.660	13:24:46.081
5	2:09.287	+4.416	13:26:55.368
6	2:08.202	+3.331	13:29:03.570
7	2:10.415	+5.544	13:31:13.985
8	2:08.307	+3.436	13:33:22.292
9	2:07.555	+2.684	13:35:29.847
10	2:07.142	+2.271	13:37:36.989
11	2:06.736	+1.865	13:39:43.725
12	2:04.871		13:41:48.596

Lap	Lap Tm	Diff	Time of Day
(13) BITRIAN LOPEZ, SAUL			
1			13:18:13.394
2	2:06.945	+0.445	13:20:20.339
3	2:08.034	+1.534	13:22:28.373
4	2:08.406	+1.906	13:24:36.779
5	2:09.140	+2.640	13:26:45.919
6	2:08.859	+2.359	13:28:54.778
7	2:09.870	+3.370	13:31:04.648
8	2:10.950	+4.450	13:33:15.598
9	2:09.742	+3.242	13:35:25.340
10	2:11.231	+4.731	13:37:36.571
11	2:07.683	+1.183	13:39:44.254
12	2:06.500		13:41:50.754

Lap	Lap Tm	Diff	Time of Day
(50) GRACIA GIMENO, EMILIO JESUS			
1			13:18:13.420
2	2:11.387	+3.339	13:20:24.807
3	2:10.488	+2.440	13:22:35.295
4	2:12.424	+4.376	13:24:47.719
5	2:11.052	+3.004	13:26:58.771
6	2:09.815	+1.767	13:29:08.586
7	2:09.482	+1.434	13:31:18.068
8	2:08.048		13:33:26.116

Jefe de cronometraje

Orbits

Provisional

Los Comisarios Deportivos

El Director de Carrera

El Cronametrador

Definitiva

Hora:

Hora:

Hora:

Camp. Aragón MX, Calatayud

MX-3 / MX-Veterano

Calatayud 1,900 km

Segunda Manga

25/05/2014 13:10

Carrera (20:00 y 2 Vueltas) iniciado a 13:16:01

Lap	Lap Tm	Diff	Time of Day
9	2:10.728	+2.680	13:35:36.844
10	2:09.722	+1.674	13:37:46.566
11	2:10.901	+2.853	13:39:57.467
12	2:10.833	+2.785	13:42:08.300

(46) CUESTA CHARLEZ, ANDRES

Lap	Lap Tm	Diff	Time of Day
1			13:18:10.784
2	2:10.493	+1.902	13:20:21.277
3	2:09.903	+1.312	13:22:31.180
4	2:10.858	+2.267	13:24:42.038
5	2:09.757	+1.166	13:26:51.795
6	2:08.591		13:29:00.386
7	2:12.216	+3.625	13:31:12.602
8	2:11.321	+2.730	13:33:23.923
9	2:14.387	+5.796	13:35:38.310
10	2:12.552	+3.961	13:37:50.862
11	2:10.895	+2.304	13:40:01.757
12	2:14.008	+5.417	13:42:15.765

(139) SANCHEZ MARTIN, HECTOR

Lap	Lap Tm	Diff	Time of Day
1			13:18:18.580
2	2:11.838	+4.624	13:20:30.418
3	2:08.123	+0.909	13:22:38.541
4	2:10.076	+2.862	13:24:48.617
5	2:08.827	+1.613	13:26:57.444
6	2:10.026	+2.812	13:29:07.470
7	2:07.214		13:31:14.684
8	2:09.835	+2.621	13:33:24.519
9	2:12.782	+5.568	13:35:37.301
10	2:14.133	+6.919	13:37:51.434
11	2:14.406	+7.192	13:40:05.840
12	2:10.960	+3.746	13:42:16.800

(6) BUENO NAVALPOTRO, JESUS JULIAN

Lap	Lap Tm	Diff	Time of Day
1			13:18:36.504
2	2:08.746		13:20:45.250
3	2:11.503	+2.757	13:22:56.753
4	2:09.719	+0.973	13:25:06.472
5	2:13.346	+4.600	13:27:19.818
6	2:10.782	+2.036	13:29:30.600
7	2:14.718	+5.972	13:31:45.318
8	2:14.352	+5.606	13:33:59.670
9	2:12.322	+3.576	13:36:11.992
10	2:10.454	+1.708	13:38:22.446
11	2:09.958	+1.212	13:40:32.404

(86) LOPEZ MATEO, ALEJANDRO

Lap	Lap Tm	Diff	Time of Day
1			13:18:17.920
2	2:17.879	+6.333	13:20:35.799
3	2:14.984	+3.438	13:22:50.783
4	2:14.012	+2.466	13:25:04.795
5	2:13.194	+1.648	13:27:17.989
6	2:13.528	+1.982	13:29:31.517
7	2:14.723	+3.177	13:31:46.240
8	2:11.546		13:33:57.786
9	2:13.014	+1.468	13:36:10.800
10	2:15.002	+3.456	13:38:25.802
11	2:17.311	+5.765	13:40:43.113

(9) AGUSTI FABRO, DANIEL F.

Lap	Lap Tm	Diff	Time of Day
1			13:18:12.785
2	2:10.788	+0.951	13:20:23.573
3	2:09.837		13:22:33.410
4	2:15.737	+5.900	13:24:49.147
5	2:18.704	+8.867	13:27:07.851
6	2:21.006	+11.169	13:29:28.857

Lap	Lap Tm	Diff	Time of Day
7	2:15.667	+5.830	13:31:44.524
8	2:16.559	+6.722	13:34:01.083
9	2:22.253	+12.416	13:36:23.336
10	2:18.568	+8.731	13:38:41.904
11	2:18.057	+8.220	13:40:59.961

(47) GIMENEZ ASCASO, ALEJANDRO

Lap	Lap Tm	Diff	Time of Day
1			13:18:20.827
2	2:13.903		13:20:34.730
3	2:14.032	+0.129	13:22:48.762
4	2:14.253	+0.350	13:25:03.015
5	2:15.746	+1.843	13:27:18.761
6	2:15.528	+1.625	13:29:34.289
7	2:14.791	+0.888	13:31:49.080
8	2:14.602	+0.699	13:34:03.682
9	2:15.915	+2.012	13:36:19.597
10	2:16.571	+2.668	13:38:36.168
11	2:24.977	+11.074	13:41:01.145

(72) TORRES ROMERO, PABLO

Lap	Lap Tm	Diff	Time of Day
1			13:18:19.266
2	2:13.834	+0.509	13:20:33.100
3	2:14.654	+1.329	13:22:47.754
4	2:14.160	+0.835	13:25:01.914
5	2:13.325		13:27:15.239
6	2:14.678	+1.353	13:29:29.917
7	2:17.865	+4.540	13:31:47.782
8	2:16.762	+3.437	13:34:04.544
9	2:19.238	+5.913	13:36:23.782
10	2:18.967	+5.642	13:38:42.749
11	2:18.741	+5.416	13:41:01.490

(55) RODRIGUEZ DE LA IGLESIA, FELICISIMO

Lap	Lap Tm	Diff	Time of Day
1			13:18:02.704
2	3:24.359	+1:24.134	13:21:27.063
3	2:01.852	+1.627	13:23:28.915
4	2:04.642	+4.417	13:25:33.557
5	2:03.201	+2.976	13:27:36.758
6	2:00.628	+0.403	13:29:37.386
7	2:02.664	+2.439	13:31:40.050
8	2:00.805	+0.580	13:33:40.855
9	2:00.225		13:35:41.080
10	2:04.572	+4.347	13:37:45.652
11	3:36.247	+1:36.022	13:41:21.899

(112) CANELA DIEZ, ABEL

Lap	Lap Tm	Diff	Time of Day
1			13:18:21.803
2	2:18.422	+0.869	13:20:40.225
3	2:17.723	+0.170	13:22:57.948
4	2:17.553		13:25:15.501
5	2:21.407	+3.854	13:27:36.908
6	2:21.471	+3.918	13:29:58.379
7	2:22.191	+4.638	13:32:20.570
8	2:22.981	+5.428	13:34:43.551
9	2:21.049	+3.496	13:37:04.600
10	2:21.420	+3.867	13:39:26.020
11	2:18.869	+1.316	13:41:44.889

(54) CORTELL DEBUENO, JOSE RAFAEL

Lap	Lap Tm	Diff	Time of Day
1			13:18:15.068
2	2:10.628	+1.240	13:20:25.696
3	2:09.388		13:22:35.084
4	2:10.046	+0.658	13:24:45.130
5	2:09.766	+0.378	13:26:54.896
6	2:11.981	+2.593	13:29:06.877
7	2:10.359	+0.971	13:31:17.236

Jefe de cronometraje

Orbits

Provisional

Los Comisarios Deportivos

El Director de Carrera

El Cronametrador

Definitiva

Hora:

Hora:

Hora:

Camp. Aragón MX, Calatayud

MX-3 / MX-Veterano

Calatayud 1,900 km

Final MX3 / MX-Veteranos

Pos.	Nº	Nombre	T. Punt.	1ªM	2ªM	Club
MX-3						
1	214	BAZAN GODOY, HECTOR GABRIEL	50	25	25	Mc. Zuera
2	144	CUARTERO SANCHO, JOSE LUIS	44	22	22	C.M. Epila
3	91	VIGIOLA GOIKOECHEA, KOLDO	40	20	20	Ivan Lopez muskiz mc
4	41	TORRERO RIERA, JORGE	34	16	18	Mc. Zuera
5	191	SANCHEZ MARTIN, RUBEN	33	18	15	
6	76	CIRIA ESPEJA, ALBERTO	31	15	16	Mc. Tryfon
7	24	ROY MARCO, EDUARDO	28	14	14	A.D.M. La Almunia
8	13	BITRIAN LOPEZ, SAUL	25	12	13	Pm. Oscense
9	46	CUESTA CHARLEZ, ANDRES	25	13	12	Mc. J.P.R
10	139	SANCHEZ MARTIN, HECTOR	21	10	11	
11	9	AGUSTI FABRO, DANIEL F.	20	11	9	Mc. Zuera
12	86	LOPEZ MATEO, ALEJANDRO	18	8	10	Correcaminos Mc.
13	112	CANELA DIEZ, ABEL	17	9	8	A.D.M. La Almunia

Veteranos						
Pos.	Nº	Nombre	T. Punt.	1ªM	2ªM	Club
1	3	TELLO SALAS, RAUL	50	25	25	Esc. R.T.S.
2	31	PAISAN DEREZO, FRANCISCO JAVIER	44	22	22	
3	1	CALAVIA VICENTE, JOSE A.	40	20	20	Ivan Lopez muskiz mc
4	25	LLUCH LIARTE, JUAN CARLOS	34	16	18	Mc. Zuera
5	48	MATEO PEREZ, OCTAVIO JOSE	31	15	16	Lairon Mc
6	55	RODRIGUEZ DE LA IGLESIA, FELICISIMO	29	18	11	
7	50	GRACIA GIMENO, EMILIO JESUS	29	14	15	Mc. Zuera
8	6	BUENO NAVALPOTRO, JESUS JULIAN	26	12	14	Mc. Zuera
9	47	GIMENEZ ASCASO, ALEJANDRO	24	11	13	Correcaminos Mc.
10	54	CORTELL DEBUENO, JOSE RAFAEL	23	13	10	Mc. Zuera
11	72	TORRES ROMERO, PABLO	22	10	12	Mc. Zuera
NT	18	PERALES SALVADOR, RAUL	0	0	0	T.S.R.

Jefe de cronometraje

Orbits

Provisional

Los Comisarios Deportivos

El Director de Carrera

El Cronametrador

Definitiva

Hora:

Hora:

Hora:

Camp. Aragón MX, Calatayud

Clasificado por mejor tiempo de vuelta

MX-Promesas / MX-Alevin

Calatayud 1,900 km

Entrenos Oficiales

25/05/2014 10:25

Clasificación (15:00 Tiempo) iniciado a 10:25:12

Pos.	N°	Nombre	Mejor Tm	Dif. 1°	Total T°	En V.	Club
1	1	MENE MANERO, NICOLAS	2:21.389		17:19.321	7	Tauste Mc.
2	23	SAEZ ZAPATA, FERMIN	2:26.974	5.585	16:07.113	6	Mc. Zuera
3	5	LABENA BLASCO, ANDRES	2:30.719	9.330	15:39.446	4	Mc. Salvador
4	7	TORRIJO SIESO, DIEGO	2:33.280	11.891	16:28.713	3	Mc. Zuera
5	6	EMBID LATORRE, MANUEL	2:55.498	34.109	16:28.975	3	Esc. A Full
6	39	MONTAÑES PONZ, MARCOS	3:02.827	41.438	17:10.344	4	Mc. Bajo Aragón
7	55	SANTIAGO VALLINAS, SAMUEL	3:17.812	56.423	17:46.828	5	Mc. Zuera
8	99	ABELLAN GIL, EDGAR			15:01.030	0	C.M. Epila

Jefe de cronometraje

Orbits

Provisional

Los Comisarios Deportivos

El Director de Carrera

El Cronametrador

Definitiva

Hora:

Hora:

Hora:

Camp. Aragón MX, Calatayud

MX-Promesas / MX-Alevin

Calatayud 1,900 km

Entrenos Oficiales

25/05/2014 10:25

Clasificación (15:00 Tiempo) iniciado a 10:25:12

Lap	Lap Tm	Diff	Time of Day
(1) MENE MANERO, NICOLAS			
1			10:27:45.307
2	2:38.306	+16.917	10:30:23.613
3	2:29.200	+7.811	10:32:52.813
4	2:26.941	+5.552	10:35:19.754
5	2:25.003	+3.614	10:37:44.757
6	2:25.350	+3.961	10:40:10.107
7	2:21.389		10:42:31.496

(23) SAEZ ZAPATA, FERMIN			
1			10:28:03.398
2	2:36.896	+9.922	10:30:40.294
3	2:33.550	+6.576	10:33:13.844
4	2:33.980	+7.006	10:35:47.824
5	3:04.490	+37.516	10:38:52.314
6	2:26.974		10:41:19.288

(5) LABENA BLASCO, ANDRES			
1			10:28:04.856
2	2:34.941	+4.222	10:30:39.797
3	2:33.149	+2.430	10:33:12.946
4	2:30.719		10:35:43.665
5	2:33.697	+2.978	10:38:17.362
6	2:34.259	+3.540	10:40:51.621

(7) TORRIJO SIESO, DIEGO			
1			10:27:56.690
2	2:37.563	+4.283	10:30:34.253
3	2:33.280		10:33:07.533
4	2:34.038	+0.758	10:35:41.571
5	3:01.416	+28.136	10:38:42.987
6	2:57.901	+24.621	10:41:40.888

(6) EMBID LATORRE, MANUEL			
1			10:28:57.494
2	3:10.855	+15.357	10:32:08.349
3	2:55.498		10:35:03.847
4	3:08.638	+13.140	10:38:12.485
5	3:28.665	+33.167	10:41:41.150

(39) MONTAÑES PONZ, MARCOS			
1			10:28:48.005
2	3:15.335	+12.508	10:32:03.340
3	3:06.004	+3.177	10:35:09.344
4	3:02.827		10:38:12.171
5	4:10.348	+1:07.521	10:42:22.519

(55) SANTIAGO VALLINAS, SAMUEL			
1			10:29:14.525
2	3:27.695	+9.883	10:32:42.220
3	3:19.567	+1.755	10:36:01.787
4	3:39.404	+21.592	10:39:41.191
5	3:17.812		10:42:59.003

(99) ABELLAN GIL, EDGAR			
1			10:40:13.205

Jefe de cronometraje

Orbits

Provisional

Los Comisarios Deportivos

El Director de Carrera

El Cronametrador

Definitiva

Hora:

Hora:

Hora:

Camp. Aragón MX, Calatayud

Clasificado por vueltas

MX-Promesas / MX-Alevín

Calatayud 1,900 km

Primera Manga

25/05/2014 12:15

Carrera (15:00 y 2 Vueltas) iniciado a 12:18:32

Pos.	Nº	Nombre	Vts.	Total T°	Dif.1°	Mejor Tm	Club	Marca
Alevín 65								
1	7	TORRIJO SIESO, DIEGO	9	21:00.240		2:17.058	Mc. Zuera	KTM
2	99	ABELLAN GIL, EDGAR	9	21:01.456	1.216	2:17.230	C.M. Epila	KTM
3	6	EMBID LATORRE, MANUEL	8	21:24.468	1 Vuelta	2:27.935	Esc. A Full	KTM
4	39	MONTAÑES PONZ, MARCOS	8	21:37.754	1 Vuelta	2:35.890	Mc. Bajo Arago	KTM
5	55	SANTIAGO VALLINAS, SAMUEL	8	22:09.478	1 Vuelta	2:42.619	Mc. Zuera	KTM
Promesas								
1	1	MENE MANERO, NICOLAS	9	19:58.541		2:11.742	Tauste Mc.	KAWASAKI
2	5	LABENA BLASCO, ANDRES	9	20:13.966	15.425	2:10.300	Mc. Salvador	KTM
3	23	SAEZ ZAPATA, FERMIN	9	20:46.766	48.225	2:09.719	Mc. Zuera	KTM

Márgen de victoria	Velocidad media	Mejor t° de vuelta	Mejor Vel.	Mejor vuelta para
15.425	51,362	2:09.719	52,729	23 - SAEZ ZAPATA, FERMIN

Jefe de cronometraje

Orbits

Provisional

Los Comisarios Deportivos

El Director de Carrera

El Cronametrador

Definitiva

Hora:

Hora:

Hora:

Camp. Aragón MX, Calatayud

MX-Promesas / MX-Alevin

Calatayud 1,900 km

Primera Manga

25/05/2014 12:15

Carrera (15:00 y 2 Vueltas) iniciado a 12:18:32

Lap	Lap Tm	Diff	Time of Day
(1) MENE MANERO, NICOLAS			
1			12:20:42.085
2	2:14.321	+2.579	12:22:56.406
3	2:12.254	+0.512	12:25:08.660
4	2:14.387	+2.645	12:27:23.047
5	2:14.232	+2.490	12:29:37.279
6	2:13.557	+1.815	12:31:50.836
7	2:13.823	+2.081	12:34:04.659
8	2:11.742		12:36:16.401
9	2:14.559	+2.817	12:38:30.960

(5) LABENA BLASCO, ANDRES			
1			12:20:45.209
2	2:15.878	+5.578	12:23:01.087
3	2:16.262	+5.962	12:25:17.349
4	2:16.837	+6.537	12:27:34.186
5	2:12.632	+2.332	12:29:46.818
6	2:14.016	+3.716	12:32:00.834
7	2:10.300		12:34:11.134
8	2:11.542	+1.242	12:36:22.676
9	2:23.709	+13.409	12:38:46.385

(23) SAEZ ZAPATA, FERMIN			
1			12:20:47.725
2	2:16.819	+7.100	12:23:04.544
3	2:17.076	+7.357	12:25:21.620
4	2:14.632	+4.913	12:27:36.252
5	2:11.896	+2.177	12:29:48.148
6	2:12.137	+2.418	12:32:00.285
7	2:11.478	+1.759	12:34:11.763
8	2:09.719		12:36:21.482
9	2:57.703	+47.984	12:39:19.185

(7) TORRIJO SIESO, DIEGO			
1			12:20:52.666
2	2:22.123	+5.065	12:23:14.789
3	2:21.097	+4.039	12:25:35.886
4	2:22.387	+5.329	12:27:58.273
5	2:20.884	+3.826	12:30:19.157
6	2:20.203	+3.145	12:32:39.360
7	2:17.058		12:34:56.418
8	2:17.900	+0.842	12:37:14.318
9	2:18.341	+1.283	12:39:32.659

(99) ABELLAN GIL, EDGAR			
1			12:20:56.353
2	2:22.307	+5.077	12:23:18.660
3	2:22.589	+5.359	12:25:41.249
4	2:20.290	+3.060	12:28:01.539
5	2:21.114	+3.884	12:30:22.653
6	2:17.230		12:32:39.883
7	2:17.503	+0.273	12:34:57.386
8	2:17.819	+0.589	12:37:15.205
9	2:18.670	+1.440	12:39:33.875

(6) EMBID LATORRE, MANUEL			
1			12:21:02.576
2	2:31.168	+3.233	12:23:33.744
3	3:52.084	+1:24.149	12:27:25.828
4	2:29.116	+1.181	12:29:54.944
5	2:27.935		12:32:22.879
6	2:27.970	+0.035	12:34:50.849
7	2:34.197	+6.262	12:37:25.046
8	2:31.841	+3.906	12:39:56.887

Lap	Lap Tm	Diff	Time of Day
(39) MONTAÑES PONZ, MARCOS			
1			12:21:14.978
2	2:46.779	+10.889	12:24:01.757
3	2:45.540	+9.650	12:26:47.297
4	2:44.479	+8.589	12:29:31.776
5	2:48.323	+12.433	12:32:20.099
6	2:38.168	+2.278	12:34:58.267
7	2:36.016	+0.126	12:37:34.283
8	2:35.890		12:40:10.173

(55) SANTIAGO VALLINAS, SAMUEL			
1			12:21:19.769
2	2:48.448	+5.829	12:24:08.217
3	2:49.348	+6.729	12:26:57.565
4	2:50.345	+7.726	12:29:47.910
5	2:44.002	+1.383	12:32:31.912
6	2:42.619		12:35:14.531
7	2:43.904	+1.285	12:37:58.435
8	2:43.462	+0.843	12:40:41.897

Lap	Lap Tm	Diff	Time of Day
-----	--------	------	-------------

Jefe de cronometraje

Orbits

Provisional

Los Comisarios Deportivos

El Director de Carrera

El Cronometrador

Definitiva

Hora:

Hora:

Hora:

Camp. Aragón MX, Calatayud

Clasificado por vueltas

MX-Promesas / MX-Alevín

Calatayud 1,900 km

Segunda Manga

25/05/2014 14:10

Carrera (15:00 y 2 Vueltas) iniciado a 14:15:14

Pos.	Nº	Nombre	Vts.	Total T°	Dif.1°	Mejor Tm	Club	Marca
Alevín 65								
1	7	TORRIJO SIESO, DIEGO	9	20:36.762		2:16.035	Mc. Zuera	KTM
2	99	ABELLAN GIL, EDGAR	9	20:39.214	2.452	2:15.118	C.M. Epila	KTM
3	6	EMBID LATORRE, MANUEL	9	22:30.876	1:54.114	2:27.917	Esc. A Full	KTM
4	39	MONTAÑES PONZ, MARCOS	8	20:35.646	1 Vuelta	2:31.504	Mc. Bajo Arag	KTM
5	55	SANTIAGO VALLINAS, SAMUEL	8	20:55.637	1 Vuelta	2:36.215	Mc. Zuera	KTM
Promesas								
1	1	MENE MANERO, NICOLAS	9	20:06.680		2:10.595	Tauste Mc.	KAWASAKI
2	5	LABENA BLASCO, ANDRES	9	21:06.627	59.947	2:16.112	Mc. Salvador	KTM
3	23	SAEZ ZAPATA, FERMIN	9	23:28.733	3:22.053	2:15.926	Mc. Zuera	KTM

Márgen de victoria	Velocidad media	Mejor t° de vuelta	Mejor Vel.	Mejor vuelta para
30.082	51,016	2:10.595	52,376	1 - MENE MANERO, NICOLAS

Jefe de cronometraje

Orbits

Provisional

Los Comisarios Deportivos

El Director de Carrera

El Cronametrador

Definitiva

Hora:

Hora:

Hora:

Camp. Aragón MX, Calatayud

MX-Promesas / MX-Alevin

Calatayud 1,900 km

Segunda Manga

25/05/2014 14:10

Carrera (15:00 y 2 Vueltas) iniciado a 14:15:14

Lap	Lap Tm	Diff	Time of Day
(1) MENE MANERO, NICOLAS			
1			14:17:23.922
2	2:10.595		14:19:34.517
3	2:12.627	+2.032	14:21:47.144
4	2:13.263	+2.668	14:24:00.407
5	2:13.743	+3.148	14:26:14.150
6	2:16.546	+5.951	14:28:30.696
7	2:15.694	+5.099	14:30:46.390
8	2:17.478	+6.883	14:33:03.868
9	2:17.779	+7.184	14:35:21.647

Lap	Lap Tm	Diff	Time of Day
(7) TORRIJO SIESO, DIEGO			
1			14:17:32.934
2	2:17.751	+1.716	14:19:50.685
3	2:16.986	+0.951	14:22:07.671
4	2:17.987	+1.952	14:24:25.658
5	2:19.796	+3.761	14:26:45.454
6	2:16.035		14:29:01.489
7	2:16.358	+0.323	14:31:17.847
8	2:17.383	+1.348	14:33:35.230
9	2:16.499	+0.464	14:35:51.729

Lap	Lap Tm	Diff	Time of Day
(99) ABELLAN GIL, EDGAR			
1			14:17:34.404
2	2:18.600	+3.482	14:19:53.004
3	2:17.813	+2.695	14:22:10.817
4	2:18.198	+3.080	14:24:29.015
5	2:18.233	+3.115	14:26:47.248
6	2:15.118		14:29:02.366
7	2:17.346	+2.228	14:31:19.712
8	2:16.689	+1.571	14:33:36.401
9	2:17.780	+2.662	14:35:54.181

Lap	Lap Tm	Diff	Time of Day
(5) LABENA BLASCO, ANDRES			
1			14:17:27.220
2	2:16.112		14:19:43.332
3	2:16.451	+0.339	14:21:59.783
4	2:17.457	+1.345	14:24:17.240
5	2:17.262	+1.150	14:26:34.502
6	2:21.069	+4.957	14:28:55.571
7	2:23.285	+7.173	14:31:18.856
8	2:26.214	+10.102	14:33:45.070
9	2:36.524	+20.412	14:36:21.594

Lap	Lap Tm	Diff	Time of Day
(6) EMBID LATORRE, MANUEL			
1			14:17:40.041
2	2:28.534	+0.617	14:20:08.575
3	2:30.719	+2.802	14:22:39.294
4	2:30.424	+2.507	14:25:09.718
5	2:30.878	+2.961	14:27:40.596
6	2:30.353	+2.436	14:30:10.949
7	2:33.490	+5.573	14:32:44.439
8	2:27.917		14:35:12.356
9	2:33.487	+5.570	14:37:45.843

Lap	Lap Tm	Diff	Time of Day
(23) SAEZ ZAPATA, FERMIN			
1			14:17:31.363
2	2:17.324	+1.398	14:19:48.687
3	2:15.926		14:22:04.613
4	2:20.271	+4.345	14:24:24.884
5	2:31.632	+15.706	14:26:56.516
6	2:32.358	+16.432	14:29:28.874
7	3:14.959	+59.033	14:32:43.833
8	2:34.546	+18.620	14:35:18.379
9	3:25.321	+1:09.395	14:38:43.700

Lap	Lap Tm	Diff	Time of Day
(39) MONTAÑES PONZ, MARCOS			
1			14:17:49.674
2	2:34.399	+2.895	14:20:24.073
3	2:33.081	+1.577	14:22:57.154
4	2:31.504		14:25:28.658
5	2:34.021	+2.517	14:28:02.679
6	2:31.616	+0.112	14:30:34.295
7	2:35.700	+4.196	14:33:09.995
8	2:40.618	+9.114	14:35:50.613

Lap	Lap Tm	Diff	Time of Day
(55) SANTIAGO VALLINAS, SAMUEL			
1			14:17:51.679
2	2:36.215		14:20:27.894
3	2:36.354	+0.139	14:23:04.248
4	2:38.175	+1.960	14:25:42.423
5	2:37.311	+1.096	14:28:19.734
6	2:37.737	+1.522	14:30:57.471
7	2:36.472	+0.257	14:33:33.943
8	2:36.661	+0.446	14:36:10.604

Jefe de cronometraje

Orbits

Provisional

Los Comisarios Deportivos

El Director de Carrera

El Cronametrador

Definitiva

Hora:

Hora:


Hora:

Camp. Aragón MX, Calatayud

MX-Promesas / MX-Alevín

Calatayud 1,900 km

Final MX-Promesas / MX-Alevín 65cc



Pos.	Nº	Nombre	T. Punt.	1ªM	2ªM	Club
Alevín 65						
1	7	TORRIJO SIESO, DIEGO	50	25	25	Mc. Zuera
2	99	ABELLAN GIL, EDGAR	44	22	22	C.M. Epila
3	6	EMBID LATORRE, MANUEL	40	20	20	Esc. A Full
4	39	MONTAÑES PONZ, MARCOS	36	18	18	Mc. Bajo Aragón
5	55	SANTIAGO VALLINAS, SAMUEL	32	16	16	Mc. Zuera
Promesas						
1	1	MENE MANERO, NICOLAS	50	25	25	Tauste Mc.
2	5	LABENA BLASCO, ANDRES	44	22	22	Mc. Salvador
3	23	SAEZ ZAPATA, FERMIN	40	20	20	Mc. Zuera

Jefe de cronometraje

Orbits

Provisional

Los Comisarios Deportivos

El Director de Carrera

El Cronametrador

Definitiva

Hora:

Hora:

Hora: