



CA Velocidad Trofeo Bajo Gallego

Clasificado por mejor tiempo de vuelta


Minimotard

Circuito Internacional Zuera 1,700 km

Warm-up

06/04/2014 10:00

Práctica (10:00 Tiempo) iniciado a 9:59:40



Pos.	N°	Nombre	Clase	Mejor Tm	Dif. 1°	Total T°	En V.
1	10	ORRADRE ABAD, UNAI	65 cc	1:18.093		10:49.118	5
2	5	CEAMANOS LAGUNA, GUILLERMO	Open	1:19.238	1.145	10:24.363	6
3	7	MARTINEZ GARCIA, ALBERTO	Open	1:19.662	1.569	10:00.340	4
4	71	SALILLAS SANTOS, FRANCISCO J	Open	1:19.869	1.776	10:41.679	4
5	80	URETA ESCUSOL, FRANCISCO	Limitada	1:20.341	2.248	9:39.493	4
6	84	BURGAZ VARELA, JOSE MARIA	Open	1:20.344	2.251	11:00.421	5
7	26	SANCHEZ RODRIGUEZ, CARLOS	Open	1:20.752	2.659	11:07.359	6
8	45	MOYANO GIMENO, JOSE ANTONI	Limitada	1:20.987	2.894	9:39.247	6
9	21	TORRES ZALBA, ADRIAN	Limitada	1:21.817	3.724	10:02.371	6
10	111	CHASCO LOPEZ DE DICASTILLO,	Limitada	1:22.207	4.114	11:14.570	5
11	42	CARTAGENA LOMERO, JESUS MA	Open	1:22.577	4.484	5:48.299	2
12	46	BARRIENTOS ANDRES, MARCOS	Limitada	1:23.632	5.539	10:00.312	5
13	24	CEAMANOS LAGUNA, LUIS	Limitada	1:26.025	7.932	10:25.869	3
14	11	GASCA CASTILLO, GREGORIO	Limitada	1:34.292	16.199	11:15.661	3

Jefe de cronometraje

Orbits

Provisional

Los Comisarios Deportivos

El Director de Carrera

El Cronametrador

Definitiva

Hora:

Hora:

Hora:





CA Velocidad Trofeo Bajo Gallego

Clasificado por mejor tiempo de vuelta

Minimotard

Circuito Internacional Zuera 1,700 km

Entrenos Oficiales

06/04/2014 10:50

Clasificación (15:00 Tiempo) iniciado a 10:50:04

Pos.	N°	Nombre	Clase	Mejor Tm	Dif. 1°	Total T°	En V.
1	7	MARTINEZ GARCIA, ALBERTO	Open	1:17.429		13:24.437	7
2	10	ORRADRE ABAD, UNAI	65 cc	1:17.700	0.271	14:27.224	10
3	5	CEAMANOS LAGUNA, GUILLERMO	Open	1:17.809	0.380	15:05.254	10
4	26	SANCHEZ RODRIGUEZ, CARLOS	Open	1:18.624	1.195	12:32.022	7
5	71	SALILLAS SANTOS, FRANCISCO J	Open	1:18.701	1.272	16:06.115	9
6	45	MOYANO GIMENO, JOSE ANTONI	Limitada	1:19.695	2.266	16:14.374	6
7	80	URETA ESCUSOL, FRANCISCO	Limitada	1:20.032	2.603	10:47.495	5
8	42	CARTAGENA LOMERO, JESUS MA	Open	1:20.394	2.965	13:11.997	3
9	84	BURGAZ VARELA, JOSE MARIA	Open	1:20.628	3.199	15:19.762	7
10	111	CHASCO LOPEZ DE DICASTILLO,	Limitada	1:20.722	3.293	12:19.350	8
11	21	TORRES ZALBA, ADRIAN	Limitada	1:20.968	3.539	12:20.431	7
12	46	BARRIENTOS ANDRES, MARCOS	Open	1:21.390	3.961	15:16.153	7
13	24	CEAMANOS LAGUNA, LUIS	Limitada	1:25.947	8.518	7:20.027	1
14	11	GASCA CASTILLO, GREGORIO	Limitada	1:32.261	14.832	15:39.900	7

Jefe de cronometraje

Orbits

Provisional

Los Comisarios Deportivos

El Director de Carrera

El Cronometrador

Definitiva

Hora:

Hora:

Hora:





CA Velocidad Trofeo Bajo Gallego

Minimotard

Circuito Internacional Zuera 1,700 km

Entrenos Oficiales

06/04/2014 10:50

Clasificación (15:00 Tiempo) iniciado a 10:50:04

Lap	Lap Tm	Diff	Time of Day
(7) MARTINEZ GARCIA, ALBERTO			
1	1:19.936	+2.507	10:53:03.019
2	1:18.796	+1.367	10:54:21.815
3	1:18.987	+1.558	10:55:40.802
4	1:19.496	+2.067	10:57:00.298
5	1:18.051	+0.622	10:58:18.349
6	1:18.230	+0.801	10:59:36.579
7	1:17.429		11:00:54.008
8	1:17.758	+0.329	11:02:11.766
9	1:17.603	+0.174	11:03:29.369

Lap	Lap Tm	Diff	Time of Day
(10) ORRADRE ABAD, UNAI			
1	1:18.883	+1.183	10:52:49.624
2	1:18.228	+0.528	10:54:07.852
3	1:18.098	+0.398	10:55:25.950
4	1:18.093	+0.393	10:56:44.043
5	1:18.212	+0.512	10:58:02.255
6	1:18.260	+0.560	10:59:20.515
7	1:17.740	+0.040	11:00:38.255
8	1:17.752	+0.052	11:01:56.007
9	1:18.449	+0.749	11:03:14.456
10	1:17.700		11:04:32.156

Lap	Lap Tm	Diff	Time of Day
(5) CEAMANOS LAGUNA, GUILLERMO			
1	1:19.813	+2.004	10:53:16.122
2	1:18.692	+0.883	10:54:34.814
3	1:18.704	+0.895	10:55:53.518
4	1:18.990	+1.181	10:57:12.508
5	1:20.801	+2.992	10:58:33.309
6	1:22.908	+5.099	10:59:56.217
7	1:19.178	+1.369	11:01:15.395
8	1:18.506	+0.697	11:02:33.901
9	1:18.476	+0.667	11:03:52.377
10	1:17.809		11:05:10.186

Lap	Lap Tm	Diff	Time of Day
(26) SANCHEZ RODRIGUEZ, CARLOS			
1	1:21.738	+3.114	10:53:23.051
2	1:19.814	+1.190	10:54:42.865
3	1:19.278	+0.654	10:56:02.143
4	1:18.990	+0.366	10:57:21.133
5	1:19.337	+0.713	10:58:40.470
6	1:18.778	+0.154	10:59:59.248
7	1:18.624		11:01:17.872
8	1:19.082	+0.458	11:02:36.954

Lap	Lap Tm	Diff	Time of Day
(71) SALILLAS SANTOS, FRANCISCO JAVIER			
1	1:19.682	+0.981	10:52:50.867
2	1:19.853	+1.152	10:54:10.720
3	1:20.009	+1.308	10:55:30.729
4	1:21.182	+2.481	10:56:51.911
5	1:18.918	+0.217	10:58:10.829
6	1:19.070	+0.369	10:59:29.899
7	1:19.505	+0.804	11:00:49.404
8	1:18.843	+0.142	11:02:08.247
9	1:18.701		11:03:26.948
10	1:18.736	+0.035	11:04:45.684
11	1:25.363	+6.662	11:06:11.047

Lap	Lap Tm	Diff	Time of Day
(45) MOYANO GIMENO, JOSE ANTONIO			
1	1:20.649	+0.954	10:52:50.100
2	1:20.448	+0.753	10:54:10.548
3	1:20.468	+0.773	10:55:31.016
4	1:21.462	+1.767	10:56:52.478
5	1:20.204	+0.509	10:58:12.682
6	1:19.695		10:59:32.377

Lap	Lap Tm	Diff	Time of Day
7	1:20.045	+0.350	11:00:52.422
8	1:22.246	+2.551	11:02:14.668
9	1:20.532	+0.837	11:03:35.200
10	1:20.771	+1.076	11:04:55.971
11	1:23.335	+3.640	11:06:19.306

Lap	Lap Tm	Diff	Time of Day
(80) URETA ESCUSOL, FRANCISCO			
1	1:20.619	+0.587	10:52:50.272
2	1:20.251	+0.219	10:54:10.523
3	1:20.205	+0.173	10:55:30.728
4	1:21.310	+1.278	10:56:52.038
5	1:20.032		10:58:12.070
6	1:20.184	+0.152	10:59:32.254
7	1:20.173	+0.141	11:00:52.427


Lap	Lap Tm	Diff	Time of Day
(42) CARTAGENA LOMERO, JESUS MANUEL			
1	1:23.104	+2.710	10:53:11.476
2	1:20.415	+0.021	10:54:31.891
3	1:20.394		10:55:52.285
4	1:22.314	+1.920	10:57:14.599
5	4:32.943	+3:12.549	11:01:47.542
6	1:29.387	+8.993	11:03:16.929

Lap	Lap Tm	Diff	Time of Day
(84) BURGAZ VARELA, JOSE MARIA			
1	1:24.249	+3.621	10:53:07.865
2	1:21.585	+0.957	10:54:29.450
3	1:21.478	+0.850	10:55:50.928
4	1:21.139	+0.511	10:57:12.067
5	1:21.085	+0.457	10:58:33.152
6	1:21.290	+0.662	10:59:54.442
7	1:20.628		11:01:15.070
8	1:21.873	+1.245	11:02:36.943
9	1:20.932	+0.304	11:03:57.875
10	1:26.819	+6.191	11:05:24.694

Lap	Lap Tm	Diff	Time of Day
(111) CHASCO LOPEZ DE DICASTILLO, SERGIO			
1	1:21.387	+0.665	10:52:55.055
2	1:22.257	+1.535	10:54:17.312
3	1:21.423	+0.701	10:55:38.735
4	1:21.205	+0.483	10:56:59.940
5	1:21.380	+0.658	10:58:21.320
6	1:21.028	+0.306	10:59:42.348
7	1:21.212	+0.490	11:01:03.560
8	1:20.722		11:02:24.282

Lap	Lap Tm	Diff	Time of Day
(21) TORRES ZALBA, ADRIAN			
1	1:21.584	+0.616	10:52:54.770
2	1:22.550	+1.582	10:54:17.320
3	1:21.937	+0.969	10:55:39.257
4	1:21.102	+0.134	10:57:00.359
5	1:21.419	+0.451	10:58:21.778
6	1:21.295	+0.327	10:59:43.073
7	1:20.968		11:01:04.041
8	1:21.322	+0.354	11:02:25.363

Lap	Lap Tm	Diff	Time of Day
(46) BARRIENTOS ANDRES, MARCOS			
1	1:22.174	+0.784	10:52:59.048
2	1:22.479	+1.089	10:54:21.527
3	1:22.255	+0.865	10:55:43.782
4	1:21.985	+0.595	10:57:05.767
5	1:21.939	+0.549	10:58:27.706
6	1:21.964	+0.574	10:59:49.670
7	1:21.390		11:01:11.060
8	1:22.642	+1.252	11:02:33.702
9	1:24.822	+3.432	11:03:58.524
10	1:22.561	+1.171	11:05:21.085



Jefe de cronometraje Orbits

<input type="checkbox"/> Provisional	Los Comisarios Deportivos	El Director de Carrera	El Cronametrador
<input type="checkbox"/> Definitiva	Hora:	Hora:	Hora:






CA Velocidad Trofeo Bajo Gallego

Minimotard Circuito Internacional Zuera 1,700 km
 1ª Carrera 06/04/2014 12:00
 Carrera (10:00 y 2 Vueltas)

46	11	24	5 4 3 2 1
12	14	13	
84	21	111	
9	11	10	
45	8	7	
6	71	26	
5	5	4	
3	10	7	
	2	POLE POSITION 1	



Jefe de cronometraje Orbits

Provisional Los Comisarios Deportivos El Director de Carrera El Cronametrador

Definitiva Hora: Hora: Hora:



CA Velocidad Trofeo Bajo Gallego

Clasificado por vueltas

Minimotard

Circuito Internacional Zuera 1,700 km

1ª Carrera

06/04/2014 12:00

Carrera (10:00 y 2 Vueltas) iniciado a 12:01:48

Pos.	Nº	Nombre	Vueltas	Total T°	Mejor Tm	Club	Marca
Limitada							
1	80	URETA ESCUSOL, FRANCISCO	10	13:23.827	1:18.916	Eventos Moteros	RAV
2	45	MOYANO GIMENO, JOSE ANTONIO	10	13:26.939	1:19.530	A. D. Aragon Sport	IMR
3	21	TORRES ZALBA, ADRIAN	10	13:37.700	1:20.204	Eventos Moteros	RAV
4	111	CHASCO LOPEZ DE DICASTILLO, SER	10	14:06.183	1:22.956	Mc. Pocket Bikes Noain	REBEL MASTER
5	11	GASCA CASTILLO, GREGORIO	9	13:58.815	1:31.523	P.M. Oscense	RAV
No clasificado							
NE	24	CEAMANOS LAGUNA, LUIS				Mc. Calatayud	IMR
Open							
1	7	MARTINEZ GARCIA, ALBERTO	10	13:02.394	1:17.553	C. M. Club Cirbón	
2	10	ORRADRE ABAD, UNAI	10	13:04.630	1:17.186	C. M. Club Cirbón	KAWASAKI
3	26	SANCHEZ RODRIGUEZ, CARLOS	10	13:12.002	1:18.382	T.S.R.	HONDA
4	42	CARTAGENA LOMERO, JESUS MANUE	10	13:18.744	1:19.195	A. D. Aragon Sport	
5	5	CEAMANOS LAGUNA, GUILLERMO	10	13:18.864	1:17.569	Mc. Calatayud	KAWASAKI
6	84	BURGAZ VARELA, JOSE MARIA	10	13:44.364	1:20.793	Zuera Racing	IMR
7	46	BARRIENTOS ANDRES, MARCOS	10	14:06.206	1:21.372	A. D. Aragon Sport	IMR
No clasificado							
NT	71	SALILLAS SANTOS, FRANCISCO JAVIE	3	3:56.461	1:18.236	C. M. Club Cirbón	HONDA

Márgen de victoria	Velocidad media	Mejor t° de vuelta	Mejor Vel.	Mejor vuelta para
2.236	78,221	1:17.186	79,289	10 - ORRADRE ABAD, UNAI

Jefe de cronometraje			Orbits
<input type="checkbox"/> Provisional	Los Comisarios Deportivos	El Director de Carrera	El Cronametrador
<input type="checkbox"/> Definitiva	Hora:	Hora:	Hora:





CA Velocidad Trofeo Bajo Gallego

Minimotard

Circuito Internacional Zuera 1,700 km

1ª Carrera

06/04/2014 12:00

Carrera (10:00 y 2 Vueltas) iniciado a 12:01:48

Lap	Lap Tm	Diff	Time of Day
(7) MARTINEZ GARCIA, ALBERTO			
1			12:03:07.319
2	1:17.572	+0.019	12:04:24.891
3	1:17.553		12:05:42.444
4	1:18.465	+0.912	12:07:00.909
5	1:18.762	+1.209	12:08:19.671
6	1:18.497	+0.944	12:09:38.168
7	1:18.144	+0.591	12:10:56.312
8	1:18.088	+0.535	12:12:14.400
9	1:18.108	+0.555	12:13:32.508
10	1:18.161	+0.608	12:14:50.669

Lap	Lap Tm	Diff	Time of Day
(10) ORRADRE ABAD, UNAI			
1			12:03:10.249
2	1:20.402	+3.216	12:04:30.651
3	1:18.357	+1.171	12:05:49.008
4	1:17.614	+0.428	12:07:06.622
5	1:17.435	+0.249	12:08:24.057
6	1:18.686	+1.500	12:09:42.743
7	1:18.163	+0.977	12:11:00.906
8	1:17.186		12:12:18.092
9	1:17.275	+0.089	12:13:35.367
10	1:17.538	+0.352	12:14:52.905

Lap	Lap Tm	Diff	Time of Day
(26) SANCHEZ RODRIGUEZ, CARLOS			
1			12:03:08.905
2	1:18.924	+0.542	12:04:27.829
3	1:18.626	+0.244	12:05:46.455
4	1:18.382		12:07:04.837
5	1:18.751	+0.369	12:08:23.588
6	1:18.815	+0.433	12:09:42.403
7	1:19.513	+1.131	12:11:01.916
8	1:18.933	+0.551	12:12:20.849
9	1:19.295	+0.913	12:13:40.144
10	1:20.133	+1.751	12:15:00.277

Lap	Lap Tm	Diff	Time of Day
(42) CARTAGENA LOMERO, JESUS MANUEL			
1			12:03:09.663
2	1:19.982	+0.787	12:04:29.645
3	1:19.939	+0.744	12:05:49.584
4	1:19.233	+0.038	12:07:08.817
5	1:20.172	+0.977	12:08:28.989
6	1:20.082	+0.887	12:09:49.071
7	1:19.741	+0.546	12:11:08.812
8	1:19.568	+0.373	12:12:28.380
9	1:19.195		12:13:47.575
10	1:19.444	+0.249	12:15:07.019

Lap	Lap Tm	Diff	Time of Day
(5) CEAMANOS LAGUNA, GUILLERMO			
1			12:03:09.512
2	1:31.239	+13.670	12:04:40.751
3	1:18.507	+0.938	12:05:59.258
4	1:17.569		12:07:16.827
5	1:17.834	+0.265	12:08:34.661
6	1:17.907	+0.338	12:09:52.568
7	1:18.506	+0.937	12:11:11.074
8	1:18.519	+0.950	12:12:29.593
9	1:18.540	+0.971	12:13:48.133
10	1:19.006	+1.437	12:15:07.139

Lap	Lap Tm	Diff	Time of Day
(80) URETA ESCUSOL, FRANCISCO			
1			12:03:11.094
2	1:18.999	+0.083	12:04:30.093
3	1:18.916		12:05:49.009
4	1:19.785	+0.869	12:07:08.794

Lap	Lap Tm	Diff	Time of Day
5	1:20.232	+1.316	12:08:29.026
6	1:20.248	+1.332	12:09:49.274
7	1:19.531	+0.615	12:11:08.805
8	1:20.749	+1.833	12:12:29.554
9	1:21.524	+2.608	12:13:51.078
10	1:21.024	+2.108	12:15:12.102


Lap	Lap Tm	Diff	Time of Day
(45) MOYANO GIMENO, JOSE ANTONIO			
1			12:03:11.289
2	1:19.810	+0.280	12:04:31.099
3	1:19.530		12:05:50.629
4	1:19.907	+0.377	12:07:10.536
5	1:20.574	+1.044	12:08:31.110
6	1:20.558	+1.028	12:09:51.668
7	1:20.648	+1.118	12:11:12.316
8	1:21.514	+1.984	12:12:33.830
9	1:20.883	+1.353	12:13:54.713
10	1:20.501	+0.971	12:15:15.214

Lap	Lap Tm	Diff	Time of Day
(21) TORRES ZALBA, ADRIAN			
1			12:03:12.011
2	1:20.204		12:04:32.215
3	1:20.607	+0.403	12:05:52.822
4	1:21.200	+0.996	12:07:14.022
5	1:21.900	+1.696	12:08:35.922
6	1:21.640	+1.436	12:09:57.562
7	1:21.519	+1.315	12:11:19.081
8	1:22.330	+2.126	12:12:41.411
9	1:22.211	+2.007	12:14:03.622
10	1:22.353	+2.149	12:15:25.975

Lap	Lap Tm	Diff	Time of Day
(84) BURGAZ VARELA, JOSE MARIA			
1			12:03:18.461
2	1:21.699	+0.906	12:04:40.160
3	1:20.793		12:06:00.953
4	1:21.570	+0.777	12:07:22.523
5	1:22.102	+1.309	12:08:44.625
6	1:21.408	+0.615	12:10:06.033
7	1:21.416	+0.623	12:11:27.449
8	1:21.392	+0.599	12:12:48.841
9	1:21.895	+1.102	12:14:10.736
10	1:21.903	+1.110	12:15:32.639

Lap	Lap Tm	Diff	Time of Day
(111) CHASCO LOPEZ DE DICASTILLO, SERGIO			
1			12:03:16.390
2	1:25.884	+2.928	12:04:42.274
3	1:25.189	+2.233	12:06:07.463
4	1:24.221	+1.265	12:07:31.684
5	1:24.334	+1.378	12:08:56.018
6	1:24.032	+1.076	12:10:20.050
7	1:23.854	+0.898	12:11:43.904
8	1:24.151	+1.195	12:13:08.055
9	1:23.447	+0.491	12:14:31.502
10	1:22.956		12:15:54.458

Lap	Lap Tm	Diff	Time of Day
(46) BARRIENTOS ANDRES, MARCOS			
1			12:03:16.191
2	1:21.372		12:04:37.563
3	1:21.394	+0.022	12:05:58.957
4	1:21.803	+0.431	12:07:20.760
5	1:24.154	+2.782	12:08:44.914
6	1:23.059	+1.687	12:10:07.973
7	1:22.865	+1.493	12:11:30.838
8	1:36.966	+15.594	12:13:07.804
9	1:23.434	+2.062	12:14:31.238
10	1:23.243	+1.871	12:15:54.481



Jefe de cronometraje Orbits

<input type="checkbox"/> Provisional	Los Comisarios Deportivos	El Director de Carrera	El Cronametrador
<input type="checkbox"/> Definitiva	Hora:	Hora:	Hora:



CA Velocidad Trofeo Bajo Gallego

Clasificado por vueltas

Minimotard

Circuito Internacional Zuera 1,700 km

2ª Carrera

06/04/2014 13:15

Carrera (10:00 y 2 Vueltas) iniciado a 13:16:36

Pos.	Nº	Nombre	Vueltas	Total T°	Mejor Tm	Club	Marca
Limitada							
1	45	MOYANO GIMENO, JOSE ANTONIO	10	13:26.213	1:19.859	A. D. Aragon Sport	IMR
2	80	URETA ESCUSOL, FRANCISCO	10	13:27.141	1:18.989	Eventos Moteros	RAV
3	21	TORRES ZALBA, ADRIAN	10	13:50.143	1:21.068	Eventos Moteros	RAV
4	11	GASCA CASTILLO, GREGORIO	9	14:00.893	1:31.337	P.M. Oscense	RAV

No clasificado

NE	24	CEAMANOS LAGUNA, LUIS				Mc. Calatayud	IMR
NE	111	CHASCO LOPEZ DE DICASTILLO, SER				Mc. Pocket Bikes Noain	REBEL MASTER

Open

1	10	ORRADRE ABAD, UNAI	10	13:00.577	1:17.124	C. M. Club Cirbón	KAWASAKI
2	5	CEAMANOS LAGUNA, GUILLERMO	10	13:05.129	1:17.309	Mc. Calatayud	KAWASAKI
3	7	MARTINEZ GARCIA, ALBERTO	10	13:17.032	1:17.247	C. M. Club Cirbón	
4	26	SANCHEZ RODRIGUEZ, CARLOS	10	13:17.562	1:18.776	T.S.R.	HONDA
5	42	CARTAGENA LOMERO, JESUS MANUE	10	13:26.420	1:19.138	A. D. Aragon Sport	
6	84	BURGAZ VARELA, JOSE MARIA	10	13:34.569	1:20.417	Zuera Racing	IMR

No clasificado

NT	46	BARRIENTOS ANDRES, MARCOS	2	2:48.782	1:21.571	A. D. Aragon Sport	IMR
NE	71	SALILLAS SANTOS, FRANCISCO JAVIE				C. M. Club Cirbón	HONDA

Márgen de victoria	Velocidad media	Mejor t° de vuelta	Mejor Vel.	Mejor vuelta para
4.552	78,404	1:17.124	79,353	10 - ORRADRE ABAD, UNAI

Jefe de cronometraje

Orbits

Provisional

Los Comisarios Deportivos

El Director de Carrera

El Cronametrador

Definitiva

Hora:

Hora:

Hora:





CA Velocidad Trofeo Bajo Gallego

Minimotard

Circuito Internacional Zuera 1,700 km

2ª Carrera

06/04/2014 13:15

Carrera (10:00 y 2 Vueltas) iniciado a 13:16:36

Lap	Lap Tm	Diff	Time of Day
(10) ORRADRE ABAD, UNAI			
1			13:17:57.707
2	1:17.534	+0.410	13:19:15.241
3	1:17.275	+0.151	13:20:32.516
4	1:17.124		13:21:49.640
5	1:17.479	+0.355	13:23:07.119
6	1:17.664	+0.540	13:24:24.783
7	1:18.079	+0.955	13:25:42.862
8	1:17.324	+0.200	13:27:00.186
9	1:17.847	+0.723	13:28:18.033
10	1:18.979	+1.855	13:29:37.012

Lap	Lap Tm	Diff	Time of Day
(5) CEAMANOS LAGUNA, GUILLERMO			
1			13:17:57.333
2	1:17.730	+0.421	13:19:15.063
3	1:18.738	+1.429	13:20:33.801
4	1:17.309		13:21:51.110
5	1:17.637	+0.328	13:23:08.747
6	1:18.332	+1.023	13:24:27.079
7	1:18.131	+0.822	13:25:45.210
8	1:17.739	+0.430	13:27:02.949
9	1:18.116	+0.807	13:28:21.065
10	1:20.499	+3.190	13:29:41.564

Lap	Lap Tm	Diff	Time of Day
(7) MARTINEZ GARCIA, ALBERTO			
1			13:17:57.629
2	1:17.930	+0.683	13:19:15.559
3	1:17.784	+0.537	13:20:33.343
4	1:17.247		13:21:50.590
5	1:17.973	+0.726	13:23:08.563
6	1:18.146	+0.899	13:24:26.709
7	1:24.908	+7.661	13:25:51.617
8	1:19.549	+2.302	13:27:11.166
9	1:20.284	+3.037	13:28:31.450
10	1:22.017	+4.770	13:29:53.467

Lap	Lap Tm	Diff	Time of Day
(26) SANCHEZ RODRIGUEZ, CARLOS			
1			13:17:59.238
2	1:18.858	+0.082	13:19:18.096
3	1:18.776		13:20:36.872
4	1:19.097	+0.321	13:21:55.969
5	1:19.225	+0.449	13:23:15.194
6	1:19.786	+1.010	13:24:34.980
7	1:19.837	+1.061	13:25:54.817
8	1:19.761	+0.985	13:27:14.578
9	1:19.784	+1.008	13:28:34.362
10	1:19.635	+0.859	13:29:53.997

Lap	Lap Tm	Diff	Time of Day
(45) MOYANO GIMENO, JOSE ANTONIO			
1			13:18:00.389
2	1:19.859		13:19:20.248
3	1:20.257	+0.398	13:20:40.505
4	1:20.040	+0.181	13:22:00.545
5	1:20.014	+0.155	13:23:20.559
6	1:20.275	+0.416	13:24:40.834
7	1:20.296	+0.437	13:26:01.130
8	1:21.010	+1.151	13:27:22.140
9	1:20.388	+0.529	13:28:42.528
10	1:20.120	+0.261	13:30:02.648

Lap	Lap Tm	Diff	Time of Day
(42) CARTAGENA LOMERO, JESUS MANUEL			
1			13:18:01.696
2	1:19.138		13:19:20.834
3	1:19.642	+0.504	13:20:40.476
4	1:20.665	+1.527	13:22:01.141

Lap	Lap Tm	Diff	Time of Day
5	1:20.403	+1.265	13:23:21.544
6	1:20.245	+1.107	13:24:41.789
7	1:20.624	+1.486	13:26:02.413
8	1:20.388	+1.250	13:27:22.801
9	1:20.146	+1.008	13:28:42.947
10	1:19.908	+0.770	13:30:02.855

Lap	Lap Tm	Diff	Time of Day
(80) URETA ESCUSOL, FRANCISCO			
1			13:18:01.601
2	1:18.989		13:19:20.590
3	1:19.707	+0.718	13:20:40.297
4	1:20.952	+1.963	13:22:01.249
5	1:20.314	+1.325	13:23:21.563
6	1:20.760	+1.771	13:24:42.323
7	1:20.377	+1.388	13:26:02.700
8	1:20.266	+1.277	13:27:22.966
9	1:20.323	+1.334	13:28:43.289
10	1:20.287	+1.298	13:30:03.576

Lap	Lap Tm	Diff	Time of Day
(84) BURGAS VARELA, JOSE MARIA			
1			13:18:02.265
2	1:20.695	+0.278	13:19:22.960
3	1:20.771	+0.354	13:20:43.731
4	1:20.417		13:22:04.148
5	1:21.083	+0.666	13:23:25.231
6	1:21.162	+0.745	13:24:46.393
7	1:21.387	+0.970	13:26:07.780
8	1:20.776	+0.359	13:27:28.556
9	1:20.898	+0.481	13:28:49.454
10	1:21.550	+1.133	13:30:11.004

Lap	Lap Tm	Diff	Time of Day
(21) TORRES ZALBA, ADRIAN			
1			13:18:03.227
2	1:21.068		13:19:24.295
3	1:21.512	+0.444	13:20:45.807
4	1:21.870	+0.802	13:22:07.677
5	1:22.341	+1.273	13:23:30.018
6	1:23.511	+2.443	13:24:53.529
7	1:23.006	+1.938	13:26:16.535
8	1:22.699	+1.631	13:27:39.234
9	1:23.014	+1.946	13:29:02.248
10	1:24.330	+3.262	13:30:26.578

Lap	Lap Tm	Diff	Time of Day
(11) GASCA CASTILLO, GREGORIO			
1			13:18:14.208
2	1:31.337		13:19:45.545
3	1:31.756	+0.419	13:21:17.301
4	1:32.272	+0.935	13:22:49.573
5	1:31.910	+0.573	13:24:21.483
6	1:33.469	+2.132	13:25:54.952
7	1:34.303	+2.966	13:27:29.255
8	1:32.514	+1.177	13:29:01.769
9	1:35.559	+4.222	13:30:37.328

Lap	Lap Tm	Diff	Time of Day
(46) BARRIENTOS ANDRES, MARCOS			
1			13:18:03.646
2	1:21.571		13:19:25.217

Jefe de cronometraje

Orbits

Provisional

Los Comisarios Deportivos

El Director de Carrera

El Cronametrador

Definitiva

Hora:

Hora:

Hora:






CA Velocidad Trofeo Bajo Gallego

Minimotard

Circuito Internacional Zuera 1,700 km

Final Minimotard



Pos.	Nº	Nombre	Total puntos	C-1	C-2	Club
Limitada						
1	45	MOYANO GIMENO, JOSE ANTONIO	47	22	25	A. D. Aragon Sport
2	80	URETA ESCUSOL, FRANCISCO	47	25	22	Eventos Moteros
3	21	TORRES ZALBA, ADRIAN	40	20	20	Eventos Moteros
4	11	GASCA CASTILLO, GREGORIO	34	16	18	P.M. Oscense
5	111	CHASCO LOPEZ DE DICASTILLO, SERGIO	18	18	0	Mc. Pocket Bikes Noain
NE	24	CEAMANOS LAGUNA, LUIS	0	0	0	Mc. Calatayud
Open						
1	10	ORRADRE ABAD, UNAI	47	22	25	C. M. Club Cirbón
2	7	MARTINEZ GARCIA, ALBERTO	45	25	20	C. M. Club Cirbón
3	5	CEAMANOS LAGUNA, GUILLERMO	38	16	22	Mc. Calatayud
4	26	SANCHEZ RODRIGUEZ, CARLOS	38	20	18	T.S.R.
5	42	CARTAGENA LOMERO, JESUS MANUEL	34	18	16	A. D. Aragon Sport
6	84	BURGAZ VARELA, JOSE MARIA	30	15	15	Zuera Racing
7	46	BARRIENTOS ANDRES, MARCOS	14	14	0	A. D. Aragon Sport
NT	71	SALILLAS SANTOS, FRANCISCO JAVIER	0	0	0	C. M. Club Cirbón

Jefe de cronometraje

Orbits

Provisional

Los Comisarios Deportivos

El Director de Carrera

El Cronametrador

Definitiva

Hora:

Hora:

Hora:

