



CAMPEONATO DE ARAGON MOTOCROSS



Camp. Aragón MX, Zuera

Clasificado por mejor tiempo de vuelta

MX-1

L. Imaz, Zuera 1,700 km

Entrenos Oficiales

09/02/2014 10:30

Clasificación (15:00 Tiempo) iniciado a 10:25:45

Pos.	Nº	Nombre	Clase	Mejor Tm	Dif. 1º	Total Tº	En V.
1	41	SALAVEDRA PONT, GERARD	MX-1	2:03.829		16:21.902	6
2	98	VALERA RODRIGUEZ, SERGIO	MX-1	2:05.886	2.057	15:31.491	7
3	66	ALFARO ZORZANO, JAVIER	MX-1	2:08.562	4.733	15:27.098	6
4	99	BERNADAUS VILLANUA, ANDRES	MX-1	2:09.734	5.905	5:33.916	2
5	2	BELLIDO PARDO, FERNANDO	MX-1	2:09.959	6.130	16:22.302	3
6	39	LOPEZ MARTIN, YOEL	MX-1	2:11.872	8.043	15:45.017	3
7	9	GUTIERREZ ORTIZ, SERGIO	MX-1	2:12.516	8.687	17:21.267	3
8	35	PRADO CORRALES, SANTOS	MX-1	2:12.799	8.970	15:22.531	3
9	7	FERNANDEZ GARCIA, CESAR	MX-1	2:13.010	9.181	16:24.391	3
10	80	MAROTO ROYO, MIGUEL ANGEL	MX-1	2:13.127	9.298	15:13.991	5
11	722	GARCIA CAÑAS, MICHEL	MX-1	2:14.303	10.474	18:16.013	5
12	3	ARGUILE MARTINEZ, AUGUSTO	MX-1	2:14.974	11.145	15:28.432	2
13	89	PEREZ LLANA, ANDRES	MX-1	2:18.182	14.353	15:31.153	4
14	27	MONFERRER GOMEZ, TOMAS	MX-1	2:19.160	15.331	15:16.419	6
15	75	PEREZ SANZ, JOSE VICENTE	MX-1	2:20.549	16.720	16:53.044	7
16	55	DOMINGO PEREZ, MARCOS	MX-1	2:20.948	17.119	15:05.528	6
17	19	JIMENEZ SANTACRUZ, ALBERTO	MX-1	2:28.839	25.010	16:28.650	4
18	86	ABIAN PLATERO, RAFAEL	MX-1	2:39.767	35.938	16:37.378	5

Jefe de cronometraje

Orbits

Provisional

Los Comisarios Deportivos

El Director de Carrera

El Cronametrador

Definitiva

Hora:

Hora:

Hora:





CAMPEONATO DE ARAGON MOTOCROSS



Departamento de Educación,
Universidad, Cultura y Deporte

Camp. Aragón MX, Zuera

MX-1

L. Imaz, Zuera 1,700 km

Entrenos Oficiales

09/02/2014 10:30

Clasificación (15:00 Tiempo) iniciado a 10:25:45

Lap	Lap Tm	Diff	Time of Day
(41) SALAVEDRA PONT, GERARD			
1			10:28:37.804
2	2:23.698	+19.869	10:31:01.502
3	2:07.520	+3.691	10:33:09.022
4	2:06.406	+2.577	10:35:15.428
5	2:29.533	+25.704	10:37:44.961
6	2:03.829		10:39:48.790
7	2:18.340	+14.511	10:42:07.130

Lap	Lap Tm	Diff	Time of Day
(98) VALERA RODRIGUEZ, SERGIO			
1			10:27:56.616
2	2:09.215	+3.329	10:30:05.831
3	2:07.085	+1.199	10:32:12.916
4	2:25.202	+19.316	10:34:38.118
5	2:07.270	+1.384	10:36:45.388
6	2:25.445	+19.559	10:39:10.833
7	2:05.886		10:41:16.719

Lap	Lap Tm	Diff	Time of Day
(66) ALFARO ZORZANO, JAVIER			
1			10:28:09.029
2	2:13.389	+4.827	10:30:22.418
3	2:11.905	+3.343	10:32:34.323
4	2:09.237	+0.675	10:34:43.560
5	2:10.974	+2.412	10:36:54.534
6	2:08.562		10:39:03.096
7	2:09.230	+0.668	10:41:12.326

Lap	Lap Tm	Diff	Time of Day
(99) BERNADAUS VILLANUA, ANDRES			
1			10:29:09.410
2	2:09.734		10:31:19.144

Lap	Lap Tm	Diff	Time of Day
(2) BELLIDO PARDO, FERNANDO			
1			10:28:22.395
2	2:17.712	+7.753	10:30:40.107
3	2:09.959		10:32:50.066
4	2:10.462	+0.503	10:35:00.528
5	2:12.328	+2.369	10:37:12.856
6	2:16.203	+6.244	10:39:29.059
7	2:38.471	+28.512	10:42:07.530

Lap	Lap Tm	Diff	Time of Day
(39) LOPEZ MARTIN, YOEL			
1			10:28:14.070
2	2:18.109	+6.237	10:30:32.179
3	2:11.872		10:32:44.051
4	3:42.578	+1:30.706	10:36:26.629
5	2:12.431	+0.559	10:38:39.060
6	2:51.185	+39.313	10:41:30.245

Lap	Lap Tm	Diff	Time of Day
(9) GUTIERREZ ORTIZ, SERGIO			
1			10:28:17.332
2	2:22.963	+10.447	10:30:40.295
3	2:12.516		10:32:52.811
4	3:06.654	+54.138	10:35:59.465
5	2:13.169	+0.653	10:38:12.634
6	2:15.265	+2.749	10:40:27.899
7	2:38.596	+26.080	10:43:06.495

Lap	Lap Tm	Diff	Time of Day
(35) PRADO CORRALES, SANTOS			
1			10:29:42.128
2	2:15.098	+2.299	10:31:57.226
3	2:12.799		10:34:10.025
4	2:17.801	+5.002	10:36:27.826
5	2:26.746	+13.947	10:38:54.572
6	2:13.187	+0.388	10:41:07.759

Lap	Lap Tm	Diff	Time of Day
(7) FERNANDEZ GARCIA, CESAR			
1			10:28:39.150
2	2:16.257	+3.247	10:30:55.407
3	2:13.010		10:33:08.417
4	2:16.605	+3.595	10:35:25.022
5	2:14.658	+1.648	10:37:39.680
6	2:15.786	+2.776	10:39:55.466
7	2:14.153	+1.143	10:42:09.619

Lap	Lap Tm	Diff	Time of Day
(80) MAROTO ROYO, MIGUEL ANGEL			
1			10:28:34.291
2	2:28.420	+15.293	10:31:02.711
3	2:14.511	+1.384	10:33:17.222
4	2:52.480	+39.353	10:36:09.702
5	2:13.127		10:38:22.829
6	2:36.390	+23.263	10:40:59.219

Lap	Lap Tm	Diff	Time of Day
(722) GARCIA CAÑAS, MICHEL			
1			10:30:09.020
2	2:14.525	+0.222	10:32:23.545
3	2:53.687	+39.384	10:35:17.232
4	2:49.067	+34.764	10:38:06.299
5	2:14.303		10:40:20.602
6	3:40.639	+1:26.336	10:44:01.241

Lap	Lap Tm	Diff	Time of Day
(3) ARGUILLE MARTINEZ, AUGUSTO			
1			10:28:18.023
2	2:14.974		10:30:32.997
3	2:52.457	+37.483	10:33:25.454
4	2:26.225	+11.251	10:35:51.679
5	2:18.071	+3.097	10:38:09.750
6	3:03.910	+48.936	10:41:13.660

Lap	Lap Tm	Diff	Time of Day
(89) PEREZ LLANA, ANDRES			
1			10:28:25.532
2	2:28.009	+9.827	10:30:53.541
3	2:20.207	+2.025	10:33:13.748
4	2:18.182		10:35:31.930
5	2:19.368	+1.186	10:37:51.298
6	3:25.083	+1:06.901	10:41:16.381

Lap	Lap Tm	Diff	Time of Day
(27) MONFERRER GOMEZ, TOMAS			
1			10:28:36.860
2	2:19.719	+0.559	10:30:56.579
3	2:20.567	+1.407	10:33:17.146
4	3:05.045	+45.885	10:36:22.191
5	2:20.296	+1.136	10:38:42.487
6	2:19.160		10:41:01.647

Lap	Lap Tm	Diff	Time of Day
(75) PEREZ SANZ, JOSE VICENTE			
1			10:28:25.789
2	2:20.808	+0.259	10:30:46.597
3	2:20.933	+0.384	10:33:07.530
4	2:26.237	+5.688	10:35:33.767
5	2:23.400	+2.851	10:37:57.167
6	2:20.556	+0.007	10:40:17.723
7	2:20.549		10:42:38.272

Lap	Lap Tm	Diff	Time of Day
(55) DOMINGO PEREZ, MARCOS			
1			10:28:30.770
2	2:23.321	+2.373	10:30:54.091
3	2:32.380	+11.432	10:33:26.471
4	2:26.213	+5.265	10:35:52.684
5	2:37.124	+16.176	10:38:29.808
6	2:20.948		10:40:50.756

Jefe de cronometraje

Orbits

Provisional

Los Comisarios Deportivos

El Director de Carrera

El Cronametrador

Definitiva

Hora:

Hora:

Hora:





CAMPEONATO DE ARAGON MOTOCROSS



Camp. Aragón MX, Zuera

Clasificado por vueltas

MX-1

L. Imaz, Zuera 1,700 km

Primera Manga

09/02/2014 12:25

Carrera (20:00 y 2 Vueltas) iniciado a 12:21:07

Pos.	N°	Nombre	Vts.	Total T°	Dif.	Mejor Tm	Club	Marca
1	41	SALAVEDRA PONT, GERARD	12	25:42.288		2:06.969	Peu a Baix	KTM
2	99	BERNADAUS VILLANUA, ANDRES	12	26:34.842	52.554	2:09.491	C.M. Epila	HUSQVA
3	66	ALFARO ZORZANO, JAVIER	12	26:41.148	58.860	2:10.427	Esc. R.T.S.	KTM
4	98	VALERA RODRIGUEZ, SERGIO	12	26:52.289	1:10.001	2:10.496	Mc. Zuera	KAWASA
5	7	FERNANDEZ GARCIA, CESAR	12	27:03.488	1:21.200	2:13.104	Esc. A Full	
6	2	BELLIDO PARDO, FERNANDO	12	27:34.041	1:51.753	2:15.344	Tauste Mc.	KAWASA
7	35	PRADO CORRALES, SANTOS	12	27:45.970	2:03.682	2:15.323	Mc. Zuera	
8	9	GUTIERREZ ORTIZ, SERGIO	11	25:53.074	1 Vuelta	2:15.788	Mc. Zalla	KTM
9	75	PEREZ SANZ, JOSE VICENTE	11	26:00.301	1 Vuelta	2:18.292	Sinesponsor Racing	HONDA
10	39	LOPEZ MARTIN, YOEL	11	26:08.255	1 Vuelta	2:19.625	Mc. Zuera	KAWASA
11	89	PEREZ LLANA, ANDRES	11	26:23.671	1 Vuelta	2:21.438	Mc. Gernika Off road	YAMAHA
12	27	MONFERRER GOMEZ, TOMAS	11	26:37.076	1 Vuelta	2:21.315	T.S.R.	KAWASA
13	3	ARGUILE MARTINEZ, AUGUSTO	11	26:45.873	1 Vuelta	2:21.847	Esc. A Full	KAWASA
14	80	MAROTO ROYO, MIGUEL ANGEL	11	26:46.245	1 Vuelta	2:17.488	A. D. Aragon Sport	
15	55	DOMINGO PEREZ, MARCOS	11	27:20.435	1 Vuelta	2:26.472	Mc. Zuera	SUZUKI
16	19	JIMENEZ SANTACRUZ, ALBERTO	10	26:15.260	2 Vueltas	2:32.970	Mc. Zuera	KTM
17	86	ABIAN PLATERO, RAFAEL	10	26:23.268	2 Vueltas	2:35.343	A.D. Cronosport	KTM

No clasificado (75% = 9 Vueltas)

NT	722	GARCIA CAÑAS, MICHEL	1	2:23.487	NT		Mc. Segre	
----	-----	----------------------	---	----------	----	--	-----------	--

Margin of Victory	Avg. Speed	Best Lap Tm	Best Spd	Best Lap by
52.554	47,618	2:06.969	48,201	41 - SALAVEDRA PONT, GERARD

Jefe de cronometraje

Orbits

Provisional

Los Comisarios Deportivos

El Director de Carrera

El Cronametrador

Definitiva

Hora:

Hora:

Hora:





CAMPEONATO DE ARAGON MOTOCROSS



Camp. Aragón MX, Zuera

L. Imaz, Zuera 1,700 km



MX-1

Primera Manga

09/02/2014 12:25

Carrera (20:00 y 2 Vueltas) iniciado a 12:21:07

Lap	Lap Tm	Diff	Time of Day
8	2:30.291	+3.819	12:40:59.242
9	2:29.749	+3.277	12:43:28.991
10	2:27.701	+1.229	12:45:56.692
11	2:31.148	+4.676	12:48:27.840

Lap	Lap Tm	Diff	Time of Day
-----	--------	------	-------------

Lap	Lap Tm	Diff	Time of Day
-----	--------	------	-------------

(19) JIMENEZ SANTACRUZ, ALBERTO

1			12:24:04.499
2	2:32.970		12:26:37.469
3	2:33.614	+0.644	12:29:11.083
4	2:36.643	+3.673	12:31:47.726
5	2:36.388	+3.418	12:34:24.114
6	2:36.578	+3.608	12:37:00.692
7	2:35.578	+2.608	12:39:36.270
8	2:35.851	+2.881	12:42:12.121
9	2:34.571	+1.601	12:44:46.692
10	2:35.973	+3.003	12:47:22.665

(86) ABIAN PLATERO, RAFAEL

1			12:23:55.193
2	2:36.452	+1.109	12:26:31.645
3	2:37.986	+2.643	12:29:09.631
4	2:37.225	+1.882	12:31:46.856
5	2:35.343		12:34:22.199
6	2:37.542	+2.199	12:36:59.741
7	2:35.699	+0.356	12:39:35.440
8	2:35.442	+0.099	12:42:10.882
9	2:38.858	+3.515	12:44:49.740
10	2:40.933	+5.590	12:47:30.673

(722) GARCIA CAÑAS, MICHEL

1			12:23:30.892
---	--	--	--------------

Jefe de cronometraje

Orbits

Provisional

Los Comisarios Deportivos

El Director de Carrera

El Cronametrador

Definitiva

Hora:

Hora:

Hora:





CAMPEONATO DE ARAGON MOTOCROSS



Departamento de Educación,
Universidad, Cultura y Deporte

Camp. Aragón MX, Zuera

Clasificado por vueltas

MX-1

L. Imaz, Zuera 1,700 km

Segunda Manga

09/02/2014 14:20

Carrera (20:00 y 2 Vueltas) iniciado a 14:18:00

Pos.	N°	Nombre	Vts.	Total T°	Dif.	Mejor Tm	Club	Marca
1	41	SALAVEDRA PONT, GERARD	12	25:51.955		2:07.892	Peu a Baix	KTM
2	98	VALERA RODRIGUEZ, SERGIO	12	26:27.148	35.193	2:11.493	Mc. Zuera	KAWAS
3	99	BERNADAUS VILLANUA, ANDRES	12	26:37.669	45.714	2:11.221	C.M. Epila	HUSQVA
4	66	ALFARO ZORZANO, JAVIER	12	26:47.057	55.102	2:10.104	Esc. R.T.S.	KTM
5	7	FERNANDEZ GARCIA, CESAR	12	27:47.711	1:55.756	2:16.575	Esc. A Full	
6	35	PRADO CORRALES, SANTOS	12	27:52.334	2:00.379	2:17.718	Mc. Zuera	
7	2	BELLIDO PARDO, FERNANDO	12	27:52.563	2:00.608	2:14.765	Tauste Mc.	KAWASA
8	39	LOPEZ MARTIN, YOEL	12	27:58.921	2:06.966	2:17.742	Mc. Zuera	KAWASA
9	722	GARCIA CAÑAS, MICHEL	12	28:12.251	2:20.296	2:18.574	Mc. Segre	
10	80	MAROTO ROYO, MIGUEL ANGEL	11	26:02.308	1 Vuelta	2:18.409	A. D. Aragon Sport	
11	75	PEREZ SANZ, JOSE VICENTE	11	26:04.552	1 Vuelta	2:19.272	Sinesponsor Racing	HONDA
12	89	PEREZ LLANA, ANDRES	11	26:06.556	1 Vuelta	2:20.755	Mc. Gernika Off road	YAMAHA
13	3	ARGUILE MARTINEZ, AUGUSTO	11	26:58.720	1 Vuelta	2:21.063	Esc. A Full	KAWASA
14	27	MONFERRER GOMEZ, TOMAS	11	27:17.872	1 Vuelta	2:22.536	T.S.R.	KAWASA
15	55	DOMINGO PEREZ, MARCOS	11	27:47.777	1 Vuelta	2:27.909	Mc. Zuera	SUZUKI
16	19	JIMENEZ SANTACRUZ, ALBERTO	10	26:09.567	2 Vueltas	2:34.856	Mc. Zuera	KTM
17	86	ABIAN PLATERO, RAFAEL	10	26:52.540	2 Vueltas	2:35.577	A.D. Cronosport	KTM

No clasificado (75% = 9 Vueltas)

NT	9	GUTIERREZ ORTIZ, SERGIO			NT		Mc. Zalla	KTM
----	---	-------------------------	--	--	----	--	-----------	-----

Margin of Victory	Avg. Speed	Best Lap Tm	Best Spd	Best Lap by
35.193	47,321	2:07.892	47,853	41 - SALAVEDRA PONT, GERARD

Jefe de cronometraje

Orbits

Provisional

Los Comisarios Deportivos

El Director de Carrera

El Cronametrador

Definitiva

Hora:

Hora:

Hora:





CAMPEONATO DE ARAGON MOTOCROSS



Departamento de Educación,
Universidad, Cultura y Deporte

Camp. Aragón MX, Zuera

MX-1

L. Imaz, Zuera 1,700 km

Segunda Manga

09/02/2014 14:20

Carrera (20:00 y 2 Vueltas) iniciado a 14:18:00

Lap	Lap Tm	Diff	Time of Day
(41) SALAVEDRA PONT, GERARD			
1			14:20:11.348
2	2:09.593	+1.701	14:22:20.941
3	2:08.435	+0.543	14:24:29.376
4	2:08.302	+0.410	14:26:37.678
5	2:09.229	+1.337	14:28:46.907
6	2:10.411	+2.519	14:30:57.318
7	2:09.370	+1.478	14:33:06.688
8	2:09.426	+1.534	14:35:16.114
9	2:07.892		14:37:24.006
10	2:10.047	+2.155	14:39:34.053
11	2:09.070	+1.178	14:41:43.123
12	2:09.805	+1.913	14:43:52.928

Lap	Lap Tm	Diff	Time of Day
(98) VALERA RODRIGUEZ, SERGIO			
1			14:20:14.014
2	2:12.126	+0.633	14:22:26.140
3	2:12.471	+0.978	14:24:38.611
4	2:11.848	+0.355	14:26:50.459
5	2:11.920	+0.427	14:29:02.379
6	2:11.493		14:31:13.872
7	2:12.299	+0.806	14:33:26.171
8	2:12.245	+0.752	14:35:38.416
9	2:11.803	+0.310	14:37:50.219
10	2:13.251	+1.758	14:40:03.470
11	2:12.124	+0.631	14:42:15.594
12	2:12.527	+1.034	14:44:28.121

Lap	Lap Tm	Diff	Time of Day
(99) BERNADAUS VILLANUA, ANDRES			
1			14:20:15.170
2	2:11.221		14:22:26.391
3	2:12.456	+1.235	14:24:38.847
4	2:11.747	+0.526	14:26:50.594
5	2:12.069	+0.848	14:29:02.663
6	2:11.897	+0.676	14:31:14.560
7	2:12.506	+1.285	14:33:27.066
8	2:11.647	+0.426	14:35:38.713
9	2:13.076	+1.855	14:37:51.789
10	2:12.134	+0.913	14:40:03.923
11	2:12.794	+1.573	14:42:16.717
12	2:21.925	+10.704	14:44:38.642

Lap	Lap Tm	Diff	Time of Day
(66) ALFARO ZORZANO, JAVIER			
1			14:20:21.252
2	2:13.328	+3.224	14:22:34.580
3	2:12.427	+2.323	14:24:47.007
4	2:11.197	+1.093	14:26:58.204
5	2:10.104		14:29:08.308
6	2:11.143	+1.039	14:31:19.451
7	2:11.932	+1.828	14:33:31.383
8	2:11.830	+1.726	14:35:43.213
9	2:11.552	+1.448	14:37:54.765
10	2:10.735	+0.631	14:40:05.500
11	2:12.028	+1.924	14:42:17.528
12	2:30.502	+20.398	14:44:48.030

Lap	Lap Tm	Diff	Time of Day
(7) FERNANDEZ GARCIA, CESAR			
1			14:20:26.095
2	2:19.554	+2.979	14:22:45.649
3	2:16.893	+0.318	14:25:02.542
4	2:17.274	+0.699	14:27:19.816
5	2:16.575		14:29:36.391
6	2:17.814	+1.239	14:31:54.205
7	2:16.717	+0.142	14:34:10.922
8	2:17.831	+1.256	14:36:28.753

Lap	Lap Tm	Diff	Time of Day
9	2:18.939	+2.364	14:38:47.692
10	2:19.245	+2.670	14:41:06.937
11	2:19.796	+3.221	14:43:26.733
12	2:21.951	+5.376	14:45:48.684

Lap	Lap Tm	Diff	Time of Day
(35) PRADO CORRALES, SANTOS			
1			14:20:21.051
2	2:18.097	+0.379	14:22:39.148
3	2:18.306	+0.588	14:24:57.454
4	2:17.718		14:27:15.172
5	2:18.755	+1.037	14:29:33.927
6	2:18.368	+0.650	14:31:52.295
7	2:18.969	+1.251	14:34:11.264
8	2:19.583	+1.865	14:36:30.847
9	2:21.179	+3.461	14:38:52.026
10	2:20.549	+2.831	14:41:12.575
11	2:20.601	+2.883	14:43:33.176
12	2:20.131	+2.413	14:45:53.307

Lap	Lap Tm	Diff	Time of Day
(2) BELLIDO PARDO, FERNANDO			
1			14:20:27.152
2	2:20.856	+6.091	14:22:48.008
3	2:21.536	+6.771	14:25:09.544
4	2:17.862	+3.097	14:27:27.406
5	2:19.097	+4.332	14:29:46.503
6	2:18.660	+3.895	14:32:05.163
7	2:18.302	+3.537	14:34:23.465
8	2:17.416	+2.651	14:36:40.881
9	2:18.581	+3.816	14:38:59.462
10	2:19.661	+4.896	14:41:19.123
11	2:19.648	+4.883	14:43:38.771
12	2:14.765		14:45:53.536

Lap	Lap Tm	Diff	Time of Day
(39) LOPEZ MARTIN, YOEL			
1			14:20:25.587
2	2:17.742		14:22:43.329
3	2:18.667	+0.925	14:25:01.996
4	2:20.840	+3.098	14:27:22.836
5	2:18.825	+1.083	14:29:41.661
6	2:18.855	+1.113	14:32:00.516
7	2:18.820	+1.078	14:34:19.336
8	2:18.379	+0.637	14:36:37.715
9	2:18.882	+1.140	14:38:56.597
10	2:20.423	+2.681	14:41:17.020
11	2:21.101	+3.359	14:43:38.121
12	2:21.773	+4.031	14:45:59.894

Lap	Lap Tm	Diff	Time of Day
(722) GARCIA CAÑAS, MICHEL			
1			14:20:30.773
2	2:20.822	+2.248	14:22:51.595
3	2:19.960	+1.386	14:25:11.555
4	2:19.510	+0.936	14:27:31.065
5	2:19.258	+0.684	14:29:50.323
6	2:18.918	+0.344	14:32:09.241
7	2:18.695	+0.121	14:34:27.936
8	2:18.574		14:36:46.510
9	2:20.178	+1.604	14:39:06.688
10	2:21.946	+3.372	14:41:28.634
11	2:20.416	+1.842	14:43:49.050
12	2:24.174	+5.600	14:46:13.224

Lap	Lap Tm	Diff	Time of Day
(80) MAROTO ROYO, MIGUEL ANGEL			
1			14:20:28.787
2	2:21.910	+3.501	14:22:50.697
3	2:21.783	+3.374	14:25:12.480
4	2:21.951	+3.542	14:27:34.431

Lap	Lap Tm	Diff	Time of Day
5	2:20.466	+2.057	14:29:54.897
6	2:19.883	+1.474	14:32:14.780
7	2:30.241	+11.832	14:34:45.021
8	2:19.930	+1.521	14:37:04.951
9	2:19.351	+0.942	14:39:24.302
10	2:20.570	+2.161	14:41:44.872
11	2:18.409		14:44:03.281

Lap	Lap Tm	Diff	Time of Day
(75) PEREZ SANZ, JOSE VICENTE			
1			14:20:29.287
2	2:19.272		14:22:48.559
3	2:22.170	+2.898	14:25:10.729
4	2:19.541	+0.269	14:27:30.270
5	2:21.177	+1.905	14:29:51.447
6	2:21.349	+2.077	14:32:12.796
7	2:21.268	+1.996	14:34:34.064
8	2:22.976	+3.704	14:36:57.040
9	2:23.433	+4.161	14:39:20.473
10	2:21.970	+2.698	14:41:42.443
11	2:23.082	+3.810	14:44:05.525

Lap	Lap Tm	Diff	Time of Day
(89) PEREZ LLANA, ANDRES			
1			14:20:25.392
2	2:22.143	+1.388	14:22:47.535
3	2:21.726	+0.971	14:25:09.261
4	2:24.382	+3.627	14:27:33.643
5	2:23.580	+2.825	14:29:57.223
6	2:21.396	+0.641	14:32:18.619
7	2:22.056	+1.301	14:34:40.675
8	2:20.857	+0.102	14:37:01.532
9	2:21.200	+0.445	14:39:22.732
10	2:20.755		14:41:43.487
11	2:24.042	+3.287	14:44:07.529

Lap	Lap Tm	Diff	Time of Day
(3) ARGUILLE MARTINEZ, AUGUSTO			
1			14:20:31.149
2	2:23.008	+1.945	14:22:54.157
3	2:22.863	+1.800	14:25:17.020
4	2:23.646	+2.583	14:27:40.666
5	2:24.679	+3.616	14:30:05.345
6	2:22.384	+1.321	14:32:27.729
7	2:21.673	+0.610	14:34:49.402
8	2:21.063		14:37:10.465
9	2:50.384	+29.321	14:40:00.849
10	2:29.973	+8.910	14:42:30.822
11	2:28.871	+7.808	14:44:59.693

Lap	Lap Tm	Diff	Time of Day
(27) MONFERRER GOMEZ, TOMAS			
1			14:20:30.115
2	2:22.536		14:22:52.651
3	2:23.126	+0.590	14:25:15.777
4	2:23.537	+1.001	14:27:39.314
5	2:25.391	+2.855	14:30:04.705
6	2:24.134	+1.598	14:32:28.839
7	2:46.494	+23.958	14:35:15.333
8	2:30.505	+7.969	14:37:45.838
9	2:33.908	+11.372	14:40:19.746
10	2:29.394	+6.858	14:42:49.140
11	2:29.705	+7.169	14:45:18.845

Lap	Lap Tm	Diff	Time of Day
(55) DOMINGO PEREZ, MARCOS			
1			14:20:34.958
2	2:27.909		14:23:02.867
3	2:27.971	+0.062	14:25:30.838
4	2:29.042	+1.133	14:27:59.880
5	2:30.524	+2.615	14:30:30.404

Jefe de cronometraje

Orbits

Provisional

Los Comisarios Deportivos

El Director de Carrera

El Cronametrador

Definitiva

Hora:

Hora:

Hora:





CAMPEONATO DE ARAGON MOTOCROSS



Camp. Aragón MX, Zuera

L. Imaz, Zuera 1,700 km



MX-1

Segunda Manga

09/02/2014 14:20

Carrera (20:00 y 2 Vueltas) iniciado a 14:18:00

Lap	Lap Tm	Diff	Time of Day
6	2:32.119	+4.210	14:33:02.523
7	2:35.399	+7.490	14:35:37.922
8	2:34.748	+6.839	14:38:12.670
9	2:32.666	+4.757	14:40:45.336
10	2:32.816	+4.907	14:43:18.152
11	2:30.598	+2.689	14:45:48.750

Lap	Lap Tm	Diff	Time of Day
-----	--------	------	-------------

Lap	Lap Tm	Diff	Time of Day
-----	--------	------	-------------

(19) JIMENEZ SANTACRUZ, ALBERTO

1			14:20:42.138
2	2:35.021	+0.165	14:23:17.159
3	2:35.945	+1.089	14:25:53.104
4	2:34.856		14:28:27.960
5	2:36.227	+1.371	14:31:04.187
6	2:38.037	+3.181	14:33:42.224
7	2:36.131	+1.275	14:36:18.355
8	2:37.594	+2.738	14:38:55.949
9	2:36.113	+1.257	14:41:32.062
10	2:38.478	+3.622	14:44:10.540

(86) ABIAN PLATERO, RAFAEL

1			14:20:43.122
2	2:35.577		14:23:18.699
3	2:35.759	+0.182	14:25:54.458
4	2:37.079	+1.502	14:28:31.537
5	2:39.815	+4.238	14:31:11.352
6	2:41.490	+5.913	14:33:52.842
7	2:43.094	+7.517	14:36:35.936
8	2:48.323	+12.746	14:39:24.259
9	2:42.864	+7.287	14:42:07.123
10	2:46.390	+10.813	14:44:53.513

Jefe de cronometraje

Orbits

Provisional

Los Comisarios Deportivos

El Director de Carrera

El Cronametrador

Definitiva

Hora:

Hora:

Hora:





CAMPEONATO DE ARAGON MOTOCROSS




Departamento de Educación,
Universidad, Cultura y Deporte

Camp. Aragón MX, Zuera

MX-1

L. Imaz, Zuera 1,700 km

Final MX-1



Pos.	Nº	Nombre	Total puntos	1ªM	2ªM	Club
1	41	SALAVEDRA PONT, GERARD	50	25	25	Peu a Baix
2	99	BERNADAUS VILLANUA, ANDRES	42	22	20	C.M. Epila
3	98	VALERA RODRIGUEZ, SERGIO	40	18	22	Mc. Zuera
4	66	ALFARO ZORZANO, JAVIER	38	20	18	Esc. R.T.S.
5	7	FERNANDEZ GARCIA, CESAR	32	16	16	Esc. A Full
6	35	PRADO CORRALES, SANTOS	29	14	15	Mc. Zuera
7	2	BELLIDO PARDO, FERNANDO	29	15	14	Tauste Mc.
8	39	LOPEZ MARTIN, YOEL	24	11	13	Mc. Zuera
9	75	PEREZ SANZ, JOSE VICENTE	22	12	10	Sinesponsor Racing
10	89	PEREZ LLANA, ANDRES	19	10	9	Mc. Gernika Off road
11	80	MAROTO ROYO, MIGUEL ANGEL	18	7	11	A. D. Aragon Sport
12	27	MONFERRER GOMEZ, TOMAS	16	9	7	T.S.R.
13	3	ARGUILE MARTINEZ, AUGUSTO	16	8	8	Esc. A Full
14	9	GUTIERREZ ORTIZ, SERGIO	13	13	0	Mc. Zalla
15	722	GARCIA CAÑAS, MICHEL	12	0	12	Mc. Segre
16	55	DOMINGO PEREZ, MARCOS	12	6	6	Mc. Zuera
17	19	JIMENEZ SANTACRUZ, ALBERTO	10	5	5	Mc. Zuera
18	86	ABIAN PLATERO, RAFAEL	8	4	4	A.D. Cronosport

Jefe de cronometraje

Orbits

Provisional

Los Comisarios Deportivos

El Director de Carrera

El Cronametrador

Definitiva

Hora:

Hora:

Hora:





CAMPEONATO DE ARAGON MOTOCROSS



Camp. Aragón MX, Zuera

Clasificado por mejor tiempo de vuelta

MX-2 / MX-Sub18

L. Imaz, Zuera 1,700 km

Entrenos Oficiales

09/02/2014 09:50

Clasificación (10:00 Tiempo) iniciado a 9:48:26

Pos.	Nº	Nombre	Clase	Mejor Tm	Dif. 1º	Total Tº	En V.
1	81	LARRAÑAGA OLANO, IKER	MX-2	1:59.891		16:05.671	5
2	96	SERRANO GOTOR, ALEJANDRO	MX-2	2:05.074	5.183	15:04.156	5
3	92	VALENTIN LASHERAS, ANDER	MX-2	2:05.244	5.353	15:14.116	4
4	37	LOPEZ GADEA, ALEJANDRO	MX-2	2:08.702	8.811	15:31.221	4
5	971	UTERGA DIEZ, IKER	MX-2	2:08.832	8.941	16:08.019	4
6	5	RAUFAST PARDO, RICARDO	MX-2	2:10.076	10.185	15:38.850	3
7	99	BERNADAUS VILLANUA, ANDRES	MX-2	2:10.949	11.058	11:15.841	4
8	28	MORATINOS SUAREZ, IVAN	MX-Sub 18	2:12.102	12.211	15:46.020	3
9	224	ARMENGOL OLIVA, JORGE	MX-2	2:13.829	13.938	17:13.402	7
10	23	MUÑOZ DE LA PEÑA VICENTE, JL	MX-Sub 18	2:13.969	14.078	16:37.282	7
11	722	GARCIA CAÑAS, MICHEL	MX-2	2:14.243	14.352	16:03.044	4
12	385	GOÑI ALBISTUR, JUAN MARI	MX-2	2:15.502	15.611	15:20.619	6
13	60	URGEL HERNANDO, AARON	MX-Sub 18	2:16.088	16.197	15:17.153	5
14	113	GRASA ROYO, CESAR	MX-2	2:16.850	16.959	15:55.408	2
15	525	SANZ CALLEJA, GUZMAN	MX-2	2:17.210	17.319	16:52.842	5
16	22	SUBIRATS ROYO, DANI	MX-2	2:17.230	17.339	17:00.857	2
17	26	ESPONA SANCHEZ, GONZALO	MX-2	2:20.976	21.085	15:51.747	4
18	95	MORENO ARROYO, VICTOR	MX-2	2:23.823	23.932	15:42.842	2
19	19	MENE MANERO, LUIS	MX-Sub 18	2:25.095	25.204	16:02.171	3
20	68	RODRIGUEZ RAMALLO, KEVIN	MX-2	2:25.146	25.255	15:56.747	5
21	101	HERNANDEZ SANZ, VICTOR	MX-2	2:25.276	25.385	16:19.504	3
22	18	GARIN VERA, ADRIAN	MX-2	2:27.100	27.209	15:35.684	3
23	20	LLORENTE TOVAR, CRISTOBAL	MX-Sub 18	2:27.328	27.437	16:18.097	6
24	30	TOLON PEREZ, MARCO	MX-2	2:29.124	29.233	17:07.038	2
25	292	GOMEZ TORRES, CARLA	MX-Sub 18	2:29.882	29.991	15:58.819	4
26	14	ALCOVER MAS, MIQUEL	MX-2	2:30.615	30.724	17:00.004	5
27	15	SONSONA CIVERA, ALEJANDRO	MX-2	2:30.759	30.868	16:14.717	3
28	8	SAIZ OCHOA, DIEGO	MX-Sub 18	2:31.156	31.265	6:01.782	2
29	21	PARICIO NAVARRO, PEDRO	MX-Sub 18	2:31.908	32.017	17:24.039	6
30	196	GARCIA MARCO, ADRIAN	MX-Sub 18	2:36.395	36.504	11:22.669	2
31	79	RODRIGO JIMENEZ, JOSUE	MX-2	2:37.207	37.316	17:07.725	6
32	51	VALLEJO ROJAS, JORGE	MX-2	2:41.986	42.095	17:53.990	3
33	4	ARIE LORENTE, ADRIAN	MX-Sub 18	2:44.017	44.126	11:57.023	2

Jefe de cronometraje

Orbits

Provisional

Los Comisarios Deportivos

El Director de Carrera

El Cronametrador

Definitiva

Hora:

Hora:

Hora:





CAMPEONATO DE ARAGON MOTOCROSS



Camp. Aragón MX, Zuera

MX-2 / MX-Sub18

L. Imaz, Zuera 1,700 km

Entrenos Oficiales

09/02/2014 09:50

Clasificación (10:00 Tiempo) iniciado a 9:48:26

Lap	Lap Tm	Diff	Time of Day
(81) LARRAÑAGA OLANO, IKER			
1			9:52:07.883
2	2:07.453	+7.562	9:54:15.336
3	2:05.085	+5.194	9:56:20.421
4	2:09.957	+10.066	9:58:30.378
5	1:59.891		10:00:30.269
6	2:00.165	+0.274	10:02:30.434
7	2:01.565	+1.674	10:04:31.999

Lap	Lap Tm	Diff	Time of Day
(96) SERRANO GOTOR, ALEJANDRO			
1			9:52:19.377
2	2:29.367	+24.293	9:54:48.744
3	2:08.376	+3.302	9:56:57.120
4	4:28.290	+2:23.216	10:01:25.410
5	2:05.074		10:03:30.484

Lap	Lap Tm	Diff	Time of Day
(92) VALENTIN LASHERAS, ANDER			
1			9:52:03.772
2	2:12.748	+7.504	9:54:16.520
3	2:59.253	+54.009	9:57:15.773
4	2:05.244		9:59:21.017
5	2:05.927	+0.683	10:01:26.944
6	2:13.500	+8.256	10:03:40.444

Lap	Lap Tm	Diff	Time of Day
(37) LOPEZ GADEA, ALEJANDRO			
1			9:51:33.423
2	2:25.999	+17.297	9:53:59.422
3	2:10.808	+2.106	9:56:10.230
4	2:08.702		9:58:18.932
5	3:28.942	+1:20.240	10:01:47.874
6	2:09.675	+0.973	10:03:57.549

Lap	Lap Tm	Diff	Time of Day
(971) UTERGA DIEZ, IKER			
1			9:51:11.731
2	2:22.143	+13.311	9:53:33.874
3	2:42.216	+33.384	9:56:16.090
4	2:08.832		9:58:24.922
5	2:09.029	+0.197	10:00:33.951
6	4:00.396	+1:51.564	10:04:34.347

Lap	Lap Tm	Diff	Time of Day
(5) RAUFAST PARDO, RICARDO			
1			9:51:13.510
2	2:10.572	+0.496	9:53:24.082
3	2:10.076		9:55:34.158
4	2:38.480	+28.404	9:58:12.638
5	3:36.083	+1:26.007	10:01:48.721
6	2:16.457	+6.381	10:04:05.178

Lap	Lap Tm	Diff	Time of Day
(99) BERNADAUS VILLANUA, ANDRES			
1			9:51:24.811
2	2:13.487	+2.538	9:53:38.298
3	3:52.922	+1:41.973	9:57:31.220
4	2:10.949		9:59:42.169

Lap	Lap Tm	Diff	Time of Day
(28) MORATINOS SUAREZ, IVAN			
1			9:50:54.950
2	2:12.720	+0.618	9:53:07.670
3	2:12.102		9:55:19.772
4	2:13.788	+1.686	9:57:33.560
5	2:13.216	+1.114	9:59:46.776
6	2:12.851	+0.749	10:01:59.627
7	2:12.721	+0.619	10:04:12.348

Lap	Lap Tm	Diff	Time of Day
(224) ARMENGOL OLIVA, JORGE			
1			9:51:25.781

Lap	Lap Tm	Diff	Time of Day
2	2:36.085	+22.256	9:54:01.866
3	2:16.344	+2.515	9:56:18.210
4	2:33.305	+19.476	9:58:51.515
5	2:15.631	+1.802	10:01:07.146
6	2:18.755	+4.926	10:03:25.901
7	2:13.829		10:05:39.730

Lap	Lap Tm	Diff	Time of Day
(23) MUÑOZ DE LA PEÑA VICENTE, JUAN			
1			9:51:00.361
2	2:14.972	+1.003	9:53:15.333
3	2:14.730	+0.761	9:55:30.063
4	2:16.710	+2.741	9:57:46.773
5	2:40.199	+26.230	10:00:26.972
6	2:22.669	+8.700	10:02:49.641
7	2:13.969		10:05:03.610

Lap	Lap Tm	Diff	Time of Day
(722) GARCIA CAÑAS, MICHEL			
1			9:52:19.599
2	2:30.111	+15.868	9:54:49.710
3	2:22.629	+8.386	9:57:12.339
4	2:14.243		9:59:26.582
5	2:47.691	+33.448	10:02:14.273
6	2:15.099	+0.856	10:04:29.372

Lap	Lap Tm	Diff	Time of Day
(385) GOÑI ALBISTUR, JUAN MARI			
1			9:51:07.151
2	2:32.843	+17.341	9:53:39.994
3	2:16.754	+1.252	9:55:56.748
4	3:16.761	+1:01.259	9:59:13.509
5	2:17.936	+2.434	10:01:31.445
6	2:15.502		10:03:46.947

Lap	Lap Tm	Diff	Time of Day
(60) URGEL HERNANDO, AARON			
1			9:51:18.551
2	2:19.963	+3.875	9:53:38.514
3	2:34.131	+18.043	9:56:12.645
4	2:33.516	+17.428	9:58:46.161
5	2:16.088		10:01:02.249
6	2:41.232	+25.144	10:03:43.481

Lap	Lap Tm	Diff	Time of Day
(113) GRASA ROYO, CESAR			
1			9:51:28.708
2	2:16.850		9:53:45.558
3	3:14.129	+57.279	9:56:59.687
4	2:17.088	+0.238	9:59:16.775
5	2:43.870	+27.020	10:02:00.645
6	2:21.091	+4.241	10:04:21.736

Lap	Lap Tm	Diff	Time of Day
(525) SANZ CALLEJA, GUZMAN			
1			9:52:50.898
2	2:20.520	+3.310	9:55:11.418
3	2:30.028	+12.818	9:57:41.446
4	3:01.950	+44.740	10:00:43.396
5	2:17.210		10:03:00.606
6	2:18.564	+1.354	10:05:19.170

Lap	Lap Tm	Diff	Time of Day
(22) SUBIRATS ROYO, DANI			
1			9:53:30.723
2	2:17.230		9:55:47.953
3	2:26.498	+9.268	9:58:14.451
4	2:26.272	+9.042	10:00:40.723
5	2:24.520	+7.290	10:03:05.243
6	2:21.942	+4.712	10:05:27.185

Lap	Lap Tm	Diff	Time of Day
(26) ESPONA SANCHEZ, GONZALO			
1			9:51:35.174

Lap	Lap Tm	Diff	Time of Day
2	2:36.155	+15.179	9:54:11.329
3	2:24.144	+3.168	9:56:35.473
4	2:20.976		9:58:56.449
5	2:59.691	+38.715	10:01:56.140
6	2:21.935	+0.959	10:04:18.075

Lap	Lap Tm	Diff	Time of Day
(95) MORENO ARROYO, VICTOR			
1			9:51:48.717
2	2:23.823		9:54:12.540
3	2:26.087	+2.264	9:56:38.627
4	2:26.532	+2.709	9:59:05.159
5	2:39.494	+15.671	10:01:44.653
6	2:24.517	+0.694	10:04:09.170

Lap	Lap Tm	Diff	Time of Day
(19) MENE MANERO, LUIS			
1			9:51:22.354
2	2:27.886	+2.791	9:53:50.240
3	2:25.095		9:56:15.335
4	2:32.666	+7.571	9:58:48.001
5	2:57.314	+32.219	10:01:45.315
6	2:43.184	+18.089	10:04:28.499

Lap	Lap Tm	Diff	Time of Day
(68) RODRIGUEZ RAMALLO, KEVIN			
1			9:51:40.459
2	2:29.283	+4.137	9:54:09.742
3	2:30.524	+5.378	9:56:40.266
4	2:25.499	+0.353	9:59:05.765
5	2:25.146		10:01:30.911
6	2:52.164	+27.018	10:04:23.075

Lap	Lap Tm	Diff	Time of Day
(101) HERNANDEZ SANZ, VICTOR			
1			9:51:16.060
2	2:55.531	+30.255	9:54:11.591
3	2:25.276		9:56:36.867
4	2:45.740	+20.464	9:59:22.607
5	2:55.641	+30.365	10:02:18.248
6	2:27.584	+2.308	10:04:45.832

Lap	Lap Tm	Diff	Time of Day
(18) GARIN VERA, ADRIAN			
1			9:51:19.362
2	2:48.396	+21.296	9:54:07.758
3	2:27.100		9:56:34.858
4	2:28.166	+1.066	9:59:03.024
5	2:27.234	+0.134	10:01:30.258
6	2:31.754	+4.654	10:04:02.012

Lap	Lap Tm	Diff	Time of Day
(20) LLORENTE TOVAR, CRISTOBAL			
1			9:52:00.683
2	2:35.221	+7.893	9:54:35.904
3	2:38.173	+10.845	9:57:14.077
4	2:33.608	+6.280	9:59:47.685
5	2:29.412	+2.084	10:02:17.097
6	2:27.328		10:04:44.425

Lap	Lap Tm	Diff	Time of Day
(30) TOLON PEREZ, MARCO			
1			9:51:25.391
2	2:29.124		9:53:54.515
3	2:30.003	+0.879	9:56:24.518
4	3:33.053	+1:03.929	9:59:57.571
5	2:30.472	+1.348	10:02:28.043
6	3:05.323	+36.199	10:05:33.366

Lap	Lap Tm	Diff	Time of Day
(292) GOMEZ TORRES, CARLA			
1			9:51:45.162
2	2:35.057	+5.175	9:54:20.219
3	2:31.123	+1.241	9:56:51.342

Jefe de cronometraje

Orbits

Provisional Los Comisarios Deportivos

El Director de Carrera

El Cronametrador

Definitiva Hora:

Hora:

Hora:





CAMPEONATO DE ARAGON MOTOCROSS



Departamento de Educación,
Universidad, Cultura y Deporte

Camp. Aragón MX, Zuera

MX-2 / MX-Sub18

L. Imaz, Zuera 1,700 km

Entrenos Oficiales

09/02/2014 09:50

Clasificación (10:00 Tiempo) iniciado a 9:48:26

Lap	Lap Tm	Diff	Time of Day
4	2:29.882		9:59:21.224
5	2:31.596	+1.714	10:01:52.820
6	2:32.327	+2.445	10:04:25.147

(14) ALCOVER MAS, MIQUEL

Lap	Lap Tm	Diff	Time of Day
1			9:52:20.868
2	2:34.222	+3.607	9:54:55.090
3	2:44.164	+13.549	9:57:39.254
4	2:39.120	+8.505	10:00:18.374
5	2:30.615		10:02:48.989
6	2:37.343	+6.728	10:05:26.332

(15) SONSONA CIVERA, ALEJANDRO

Lap	Lap Tm	Diff	Time of Day
1			9:51:49.223
2	2:35.546	+4.787	9:54:24.769
3	2:30.759		9:56:55.528
4	2:34.669	+3.910	9:59:30.197
5	2:34.167	+3.408	10:02:04.364
6	2:36.681	+5.922	10:04:41.045

(8) SAIZ OCHOA, DIEGO

Lap	Lap Tm	Diff	Time of Day
1			9:51:56.954
2	2:31.156		9:54:28.110

(21) PARICIO NAVARRO, PEDRO

Lap	Lap Tm	Diff	Time of Day
1			9:52:04.781
2	3:07.134	+35.226	9:55:11.915
3	2:33.405	+1.497	9:57:45.320
4	2:34.646	+2.738	10:00:19.966
5	2:58.493	+26.585	10:03:18.459
6	2:31.908		10:05:50.367

(196) GARCIA MARCO, ADRIAN

Lap	Lap Tm	Diff	Time of Day
1			9:51:47.486
2	2:36.395		9:54:23.881
3	2:37.191	+0.796	9:57:01.072
4	2:47.925	+11.530	9:59:48.997

(79) RODRIGO JIMENEZ, JOSUE

Lap	Lap Tm	Diff	Time of Day
1			9:52:10.933
2	2:41.653	+4.446	9:54:52.586
3	2:42.180	+4.973	9:57:34.766
4	2:42.625	+5.418	10:00:17.391
5	2:39.455	+2.248	10:02:56.846
6	2:37.207		10:05:34.053

(51) VALLEJO ROJAS, JORGE

Lap	Lap Tm	Diff	Time of Day
1			9:52:07.238
2	2:44.657	+2.671	9:54:51.895
3	2:41.986		9:57:33.881
4	2:43.524	+1.538	10:00:17.405
5	2:49.682	+7.696	10:03:07.087
6	3:13.231	+31.245	10:06:20.318

(4) ARIE LORENTE, ADRIAN

Lap	Lap Tm	Diff	Time of Day
1			9:51:59.510
2	2:44.017		9:54:43.527
3	2:49.723	+5.706	9:57:33.250
4	2:50.101	+6.084	10:00:23.351

Lap Lap Tm Diff Time of Day

Lap Lap Tm Diff Time of Day

Jefe de cronometraje

Orbits

Provisional

Los Comisarios Deportivos

El Director de Carrera

El Cronametrador

Definitiva

Hora:

Hora:

Hora:





CAMPEONATO DE ARAGON MOTOCROSS



Camp. Aragón MX, Zuera

Clasificado por vueltas

MX-2 / MX-Sub18

L. Imaz, Zuera 1,700 km

Primera Manga

09/02/2014 11:25

Carrera (20:00 y 2 Vueltas) iniciado a 11:25:24

Pos.	Nº	Nombre	Vts.	Total Tº	Dif.	Mejor Tm	Club
MX-2							
1	81	LARRAÑAGA OLANO, IKER	12	24:35.422		2:00.687	Mc. Gernika Off road
2	92	VALENTIN LASHERAS, ANDER	12	25:08.038	32.616	2:02.355	Motoracing C. Estella
3	971	UTERGA DIEZ, IKER	12	26:26.414	1:50.992	2:09.072	Vallisoletano Mc.
4	96	SERRANO GOTOR, ALEJANDRO	12	26:45.333	2:09.911	2:08.387	Mc. Calatayud
5	37	LOPEZ GADEA, ALEJANDRO	12	27:03.518	2:28.096	2:12.685	Tauste Mc.
6	5	RAUFAST PARDO, RICARDO	11	25:00.893	1 Vuelta	2:11.407	Mc. Zuera
7	722	GARCIA CAÑAS, MICHEL	11	25:23.464	1 Vuelta	2:14.471	Mc. Segre
8	525	SANZ CALLEJA, GUZMAN	11	25:36.183	1 Vuelta	2:17.359	Sinesponsor Racing
9	22	SUBIRATS ROYO, DANI	11	25:46.724	1 Vuelta	2:18.042	Mc. Roquetes
10	385	GOÑI ALBISTUR, JUAN MARI	11	25:50.737	1 Vuelta	2:16.684	Mc. Segre
11	113	GRASA ROYO, CESAR	11	25:54.276	1 Vuelta	2:19.213	Correcaminos Mc.
12	224	ARMENGOL OLIVA, JORGE	11	26:10.030	1 Vuelta	2:16.011	Mc. Bajo Aragón
13	14	ALCOVER MAS, MIQUEL	11	26:11.273	1 Vuelta	2:20.083	Mc. Polea SX
14	26	ESPONA SANCHEZ, GONZALO	11	26:24.705	1 Vuelta	2:22.079	Mc. Polea SX
15	68	RODRIGUEZ RAMALLO, KEVIN	11	26:36.548	1 Vuelta	2:21.584	Vallisoletano Mc.
16	95	MORENO ARROYO, VICTOR	11	26:52.357	1 Vuelta	2:22.415	
17	101	HERNANDEZ SANZ, VICTOR	10	24:48.672	2 Vueltas	2:25.069	Lairon Mc
18	15	SONSONA CIVERA, ALEJANDRO	10	24:54.467	2 Vueltas	2:26.802	T.S.R.
19	18	GARIN VERA, ADRIAN	10	25:18.178	2 Vueltas	2:26.606	Mc. Bajo Aragón
20	30	TOLON PEREZ, MARCO	10	25:38.308	2 Vueltas	2:27.809	Mc. Fuentes
21	79	RODRIGO JIMENEZ, JOSUE	10	27:04.089	2 Vueltas	2:34.774	Mc. Calatayud
22	51	VALLEJO ROJAS, JORGE	9	24:51.392	3 Vueltas	2:38.329	Mc. El Cueto

No clasificado

NT	99	BERNADAUS VILLANUA, ANDRES	7	17:21.787	NT	2:13.654	C.M. Epila
----	----	----------------------------	---	-----------	----	----------	------------

MX-Sub 18

1	28	MORATINOS SUAREZ, IVAN	12	26:51.729		2:11.003	Mc. RJ Sport
2	23	MUÑOZ DE LA PEÑA VICENTE, JUAN	11	25:28.483	1 Vuelta	2:15.462	Sinesponsor Racing
3	60	URGEL HERNANDO, AARON	11	26:00.215	1 Vuelta	2:19.106	Ricla Mc.
4	19	MENE MANERO, LUIS	11	26:38.568	1 Vuelta	2:22.382	Tauste Mc.
5	21	PARICIO NAVARRO, PEDRO	11	27:01.132	1 Vuelta	2:23.990	T.S.R.
6	20	LLORENTE TOVAR, CRISTOBAL	10	25:24.722	2 Vueltas	2:26.790	Esc. R.T.S.
7	196	GARCIA MARCO, ADRIAN	10	26:33.514	2 Vueltas	2:33.029	C.M. Epila
8	8	SAIZ OCHOA, DIEGO	10	26:46.041	2 Vueltas	2:29.473	C.M. Epila
9	292	GOMEZ TORRES, CARLA	10	26:53.398	2 Vueltas	2:29.582	Mc. Zuera

No clasificado

NT	4	ARIE LORENTE, ADRIAN			NT		
----	---	----------------------	--	--	----	--	--

Margin of Victory	Avg. Speed	Best Lap Tm	Best Spd	Best Lap by
32.616	49,776	2:00.687	50,710	81 - LARRAÑAGA OLANO, IKER

Jefe de cronometraje			Orbits
<input type="checkbox"/> Provisional	Los Comisarios Deportivos	El Director de Carrera	El Cronametrador
<input type="checkbox"/> Definitiva	Hora:	Hora:	Hora:





CAMPEONATO DE ARAGON MOTOCROSS



Camp. Aragón MX, Zuera

MX-2 / MX-Sub18

L. Imaz, Zuera 1,700 km

Primera Manga

09/02/2014 11:25

Carrera (20:00 y 2 Vueltas) iniciado a 11:25:24

Lap	Lap Tm	Diff	Time of Day
9	2:26.828	+10.817	11:46:48.344
10	2:26.356	+10.345	11:49:14.700
11	2:20.107	+4.096	11:51:34.807

(14) ALCOVER MAS, MIQUEL

1			11:27:55.775
2	2:27.102	+7.019	11:30:22.877
3	2:22.367	+2.284	11:32:45.244
4	2:23.073	+2.990	11:35:08.317
5	2:20.301	+0.218	11:37:28.618
6	2:20.190	+0.107	11:39:48.808
7	2:20.522	+0.439	11:42:09.330
8	2:23.015	+2.932	11:44:32.345
9	2:21.217	+1.134	11:46:53.562
10	2:22.405	+2.322	11:49:15.967
11	2:20.083		11:51:36.050

(26) ESPONA SANCHEZ, GONZALO

1			11:27:54.043
2	2:23.306	+1.227	11:30:17.349
3	2:22.595	+0.516	11:32:39.944
4	2:24.435	+2.356	11:35:04.379
5	2:22.854	+0.775	11:37:27.233
6	2:22.707	+0.628	11:39:49.940
7	2:22.079		11:42:12.019
8	2:24.554	+2.475	11:44:36.573
9	2:24.036	+1.957	11:47:00.609
10	2:25.185	+3.106	11:49:25.794
11	2:23.688	+1.609	11:51:49.482

(68) RODRIGUEZ RAMALLO, KEVIN

1			11:27:58.369
2	2:23.988	+2.404	11:30:22.357
3	2:24.517	+2.933	11:32:46.874
4	2:23.367	+1.783	11:35:10.241
5	2:23.080	+1.496	11:37:33.321
6	2:26.137	+4.553	11:39:59.458
7	2:27.937	+6.353	11:42:27.395
8	2:23.511	+1.927	11:44:50.906
9	2:24.416	+2.832	11:47:15.322
10	2:24.419	+2.835	11:49:39.741
11	2:21.584		11:52:01.325

(19) MENE MANERO, LUIS

1			11:27:59.877
2	2:23.729	+1.347	11:30:23.606
3	2:24.431	+2.049	11:32:48.037
4	2:24.009	+1.627	11:35:12.046
5	2:22.382		11:37:34.428
6	2:25.705	+3.323	11:40:00.133
7	2:24.548	+2.166	11:42:24.681
8	2:22.931	+0.549	11:44:47.612
9	2:25.578	+3.196	11:47:13.190
10	2:27.669	+5.287	11:49:40.859
11	2:22.486	+0.104	11:52:03.345

(95) MORENO ARROYO, VICTOR

1			11:27:56.487
2	2:24.712	+2.297	11:30:21.199
3	2:23.456	+1.041	11:32:44.655
4	2:22.415		11:35:07.070
5	2:24.492	+2.077	11:37:31.562
6	2:26.525	+4.110	11:39:58.087
7	2:27.480	+5.065	11:42:25.567
8	2:23.076	+0.661	11:44:48.643
9	2:23.960	+1.545	11:47:12.603

Lap	Lap Tm	Diff	Time of Day
10	2:27.820	+5.405	11:49:40.423
11	2:36.711	+14.296	11:52:17.134

(21) PARICIO NAVARRO, PEDRO

1			11:28:00.933
2	2:32.886	+8.896	11:30:33.819
3	2:25.756	+1.766	11:32:59.575
4	2:25.246	+1.256	11:35:24.821
5	2:25.359	+1.369	11:37:50.180
6	2:26.047	+2.057	11:40:16.227
7	2:23.990		11:42:40.217
8	2:25.501	+1.511	11:45:05.718
9	2:25.539	+1.549	11:47:31.257
10	2:25.914	+1.924	11:49:57.171
11	2:28.738	+4.748	11:52:25.909

(101) HERNANDEZ SANZ, VICTOR

1			11:28:10.887
2	2:26.561	+1.492	11:30:37.448
3	2:26.986	+1.917	11:33:04.434
4	2:26.808	+1.739	11:35:31.242
5	2:25.069		11:37:56.311
6	2:25.962	+0.893	11:40:22.273
7	2:26.086	+1.017	11:42:48.359
8	2:29.925	+4.856	11:45:18.284
9	2:27.945	+2.876	11:47:46.229
10	2:27.220	+2.151	11:50:13.449

(15) SONSONA CIVERA, ALEJANDRO

1			11:28:06.903
2	2:28.270	+1.468	11:30:35.173
3	2:27.366	+0.564	11:33:02.539
4	2:26.802		11:35:29.341
5	2:31.972	+5.170	11:38:01.313
6	2:27.690	+0.888	11:40:29.003
7	2:26.955	+0.153	11:42:55.958
8	2:29.255	+2.453	11:45:25.213
9	2:27.028	+0.226	11:47:52.241
10	2:27.003	+0.201	11:50:19.244

(18) GARIN VERA, ADRIAN

1			11:28:07.514
2	2:29.450	+2.844	11:30:36.964
3	2:26.606		11:33:03.570
4	2:26.667	+0.061	11:35:30.237
5	2:28.409	+1.803	11:37:58.646
6	2:30.560	+3.954	11:40:29.206
7	2:32.622	+6.016	11:43:01.828
8	2:34.270	+7.664	11:45:36.098
9	2:33.874	+7.268	11:48:09.972
10	2:32.983	+6.377	11:50:42.955

(20) LLORENTE TOVAR, CRISTOBAL

1			11:28:28.686
2	2:33.732	+6.942	11:31:02.418
3	2:27.358	+0.568	11:33:29.776
4	2:28.606	+1.816	11:35:58.382
5	2:26.870	+0.080	11:38:25.252
6	2:30.097	+3.307	11:40:55.349
7	2:26.810	+0.020	11:43:22.159
8	2:26.790		11:45:48.949
9	2:28.022	+1.232	11:48:16.971
10	2:32.528	+5.738	11:50:49.499

(30) TOLON PEREZ, MARCO

1			11:28:07.900
---	--	--	--------------

Lap	Lap Tm	Diff	Time of Day
2	2:30.444	+2.635	11:30:38.344
3	2:27.809		11:33:06.153
4	2:28.023	+0.214	11:35:34.176
5	2:31.886	+4.077	11:38:06.062
6	2:34.136	+6.327	11:40:40.198
7	2:34.394	+6.585	11:43:14.592
8	2:36.215	+8.406	11:45:50.807
9	2:35.488	+7.679	11:48:26.295
10	2:36.790	+8.981	11:51:03.085

(196) GARCIA MARCO, ADRIAN

1			11:28:09.161
2	2:52.432	+19.403	11:31:01.593
3	2:46.547	+13.518	11:33:48.140
4	2:35.590	+2.561	11:36:23.730
5	2:33.029		11:38:56.759
6	2:35.241	+2.212	11:41:32.000
7	2:36.647	+3.618	11:44:08.647
8	2:36.932	+3.903	11:46:45.579
9	2:36.636	+3.607	11:49:22.215
10	2:36.076	+3.047	11:51:58.291

(8) SAIZ OCHOA, DIEGO

1			11:28:08.847
2	3:51.764	+1:22.291	11:32:00.611
3	2:30.460	+0.987	11:34:31.071
4	2:30.544	+1.071	11:37:01.615
5	2:31.645	+2.172	11:39:33.260
6	2:33.882	+4.409	11:42:07.142
7	2:32.983	+3.510	11:44:40.125
8	2:29.513	+0.040	11:47:09.638
9	2:29.473		11:49:39.111
10	2:31.707	+2.234	11:52:10.818

(292) GOMEZ TORRES, CARLA

1			11:28:29.529
2	2:29.582		11:30:59.111
3	2:54.793	+25.211	11:33:53.904
4	2:35.878	+6.296	11:36:29.782
5	2:34.314	+4.732	11:39:04.096
6	2:36.337	+6.755	11:41:40.433
7	2:39.425	+9.843	11:44:19.858
8	2:41.399	+11.817	11:47:01.257
9	2:37.324	+7.742	11:49:38.581
10	2:39.594	+10.012	11:52:18.175

(79) RODRIGO JIMENEZ, JOSUE

1			11:28:55.894
2	2:36.710	+1.936	11:31:32.604
3	2:37.990	+3.216	11:34:10.594
4	2:37.257	+2.483	11:36:47.851
5	2:39.848	+5.074	11:39:27.699
6	2:39.939	+5.165	11:42:07.638
7	2:34.827	+0.053	11:44:42.465
8	2:36.020	+1.246	11:47:18.485
9	2:34.774		11:49:53.259
10	2:35.607	+0.833	11:52:28.866

(51) VALLEJO ROJAS, JORGE

1			11:28:19.331
2	2:38.329		11:30:57.660
3	2:39.619	+1.290	11:33:37.279
4	2:44.197	+5.868	11:36:21.476
5	2:44.407	+6.078	11:39:05.883
6	2:45.689	+7.360	11:41:51.572
7	2:48.167	+9.838	11:44:39.739

Jefe de cronometraje

Orbits

Provisional

Los Comisarios Deportivos

El Director de Carrera

El Cronametrador

Definitiva

Hora:

Hora:

Hora:





CAMPEONATO DE ARAGON MOTOCROSS



Camp. Aragón MX, Zuera

MX-2 / MX-Sub18

L. Imaz, Zuera 1,700 km

Primera Manga

09/02/2014 11:25

Carrera (20:00 y 2 Vueltas) iniciado a 11:25:24



Lap	Lap Tm	Diff	Time of Day
8	2:49.104	+10.775	11:47:28.843
9	2:47.326	+8.997	11:50:16.169
(99) BERNADAUS VILLANUA, ANDRES			
1			11:27:46.524
2	3:12.328	+58.674	11:30:58.852
3	2:13.654		11:33:12.506
4	2:13.987	+0.333	11:35:26.493
5	2:14.387	+0.733	11:37:40.880
6	2:16.031	+2.377	11:39:56.911
7	2:49.653	+35.999	11:42:46.564

Lap	Lap Tm	Diff	Time of Day
-----	--------	------	-------------

Lap	Lap Tm	Diff	Time of Day
-----	--------	------	-------------

Jefe de cronometraje

Orbits

Provisional

Los Comisarios Deportivos

El Director de Carrera

El Cronametrador

Definitiva

Hora:

Hora:

Hora:





CAMPEONATO DE ARAGON MOTOCROSS



Camp. Aragón MX, Zuera

Clasificado por vueltas

MX-2 / MX-Sub18

L. Imaz, Zuera 1,700 km

Segunda Manga

09/02/2014 13:25

Carrera (20:00 y 2 Vueltas) iniciado a 13:22:55

Pos.	Nº	Nombre	Vts.	Total T°	Dif.	Mejor Tm	Club	Marca
MX-2								
1	81	LARRAÑAGA OLANO, IKER	12	25:10.459		2:03.456	Mc. Gernika Off road	HUSQVA
2	92	VALENTIN LASHERAS, ANDER	12	25:34.137	23.678	2:03.940	Motoracing C. Estella	YAMAHA
3	96	SERRANO GOTOR, ALEJANDRO	12	26:47.195	1:36.736	2:10.263	Mc. Calatayud	KAWASA
4	99	BERNADAUS VILLANUA, ANDRES	12	27:03.416	1:52.957	2:12.499	C.M. Epila	HUSQVA
5	37	LOPEZ GADEA, ALEJANDRO	11	25:21.521	1 Vuelta	2:16.041	Tauste Mc.	SUZUKI
6	5	RAUFAST PARDO, RICARDO	11	25:25.511	1 Vuelta	2:16.405	Mc. Zuera	SUZUKI
7	971	UTERGA DIEZ, IKER	11	25:25.630	1 Vuelta	2:13.578	Vallisoletano Mc.	HONDA
8	722	GARCIA CAÑAS, MICHEL	11	25:47.106	1 Vuelta	2:15.622	Mc. Segre	
9	525	SANZ CALLEJA, GUZMAN	11	25:59.373	1 Vuelta	2:19.265	Sinesponsor Racing	YAMAHA
10	224	ARMENGOL OLIVA, JORGE	11	26:05.511	1 Vuelta	2:19.573	Mc. Bajo Aragón	HONDA
11	385	GOÑI ALBISTUR, JUAN MARI	11	26:12.079	1 Vuelta	2:18.344	Mc. Segre	HONDA
12	22	SUBIRATS ROYO, DANI	11	26:13.462	1 Vuelta	2:20.693	Mc. Roquetes	HONDA
13	113	GRASA ROYO, CESAR	11	26:25.784	1 Vuelta	2:23.020	Correcaminos Mc.	
14	26	ESPONA SANCHEZ, GONZALO	11	26:29.450	1 Vuelta	2:21.709	Mc. Polea SX	KAWASA
15	14	ALCOVER MAS, MIQUEL	11	26:31.045	1 Vuelta	2:21.586	Mc. Polea SX	KAWASA
16	95	MORENO ARROYO, VICTOR	11	27:15.352	1 Vuelta	2:24.286		
17	101	HERNANDEZ SANZ, VICTOR	11	27:30.537	1 Vuelta	2:26.050	Lairon Mc	HONDA
18	15	SONSONA CIVERA, ALEJANDRO	10	25:30.135	2 Vueltas	2:27.481	T.S.R.	KAWASA
19	68	RODRIGUEZ RAMALLO, KEVIN	10	25:53.191	2 Vueltas	2:29.257	Vallisoletano Mc.	KAWASA
20	18	GARIN VERA, ADRIAN	10	26:28.623	2 Vueltas	2:35.485	Mc. Bajo Aragón	KAWASA
21	30	TOLON PEREZ, MARCO	10	26:30.199	2 Vueltas	2:32.089	Mc. Fuentes	HONDA
22	79	RODRIGO JIMENEZ, JOSUE	10	27:17.524	2 Vueltas	2:38.114	Mc. Calatayud	YAMAHA

No clasificado (75% = 9 Vueltas)

NT	51	VALLEJO ROJAS, JORGE	5	13:22.200	NT	2:36.606	Mc. El Cueto	YAMAHA
----	----	----------------------	---	-----------	----	----------	--------------	--------

MX-Sub 18

1	28	MORATINOS SUAREZ, IVAN	12	27:06.908		2:12.470	Mc. RJ Sport	KTM
2	60	URGEL HERNANDO, AARON	11	26:13.397	1 Vuelta	2:18.182	Ricla Mc.	YAMAHA
3	23	MUÑOZ DE LA PEÑA VICENTE, JUAN	11	26:39.222	1 Vuelta	2:20.245	Sinesponsor Racing	KTM
4	20	LLORENTE TOVAR, CRISTOBAL	10	25:24.309	2 Vueltas	2:28.713	Esc. R.T.S.	
5	8	SAIZ OCHOA, DIEGO	10	25:28.350	2 Vueltas	2:27.626	C.M. Epila	YAMAHA
6	292	GOMEZ TORRES, CARLA	10	26:08.707	2 Vueltas	2:33.324	Mc. Zuera	YAMAHA
7	196	GARCIA MARCO, ADRIAN	9	25:17.417	3 Vueltas	2:35.915	C.M. Epila	KTM

No clasificado (75% = 9 Vueltas)

NT	21	PARICIO NAVARRO, PEDRO	9	22:20.229	NT	2:26.042	T.S.R.	HONDA
NT	19	MENE MANERO, LUIS	3	9:23.991	NT	2:31.246	Tauste Mc.	KTM
NT	4	ARIE LORENTE, ADRIAN			NT			

Margin of Victory	Avg. Speed	Best Lap Tm	Best Spd	Best Lap by
23.678	48,621	2:03.456	49,572	81 - LARRAÑAGA OLANO, IKER

Jefe de cronometraje

Orbits

Provisional

Los Comisarios Deportivos

El Director de Carrera

El Cronametrador

Definitiva

Hora:

Hora:

Hora:





CAMPEONATO DE ARAGON MOTOCROSS

Camp. Aragón MX, Zuera

MX-2 / MX-Sub18

L. Imaz, Zuera 1,700 km

Segunda Manga

09/02/2014 13:25

Carrera (20:00 y 2 Vueltas) iniciado a 13:22:55

Lap	Lap Tm	Diff	Time of Day
(81) LARRAÑAGA OLANO, IKER			
1			13:25:00.700
2	2:03.456		13:27:04.156
3	2:03.675	+0.219	13:29:07.831
4	2:03.460	+0.004	13:31:11.291
5	2:04.416	+0.960	13:33:15.707
6	2:04.187	+0.731	13:35:19.894
7	2:03.672	+0.216	13:37:23.566
8	2:12.170	+8.714	13:39:35.736
9	2:08.423	+4.967	13:41:44.159
10	2:06.249	+2.793	13:43:50.408
11	2:06.460	+3.004	13:45:56.868
12	2:08.767	+5.311	13:48:05.635

Lap	Lap Tm	Diff	Time of Day
(92) VALENTIN LASHERAS, ANDER			
1			13:25:01.756
2	2:10.846	+6.906	13:27:12.602
3	2:03.940		13:29:16.542
4	2:04.657	+0.717	13:31:21.199
5	2:21.970	+18.030	13:33:43.169
6	2:08.776	+4.836	13:35:51.945
7	2:06.118	+2.178	13:37:58.063
8	2:06.242	+2.302	13:40:04.305
9	2:05.292	+1.352	13:42:09.597
10	2:05.922	+1.982	13:44:15.519
11	2:07.337	+3.397	13:46:22.856
12	2:06.457	+2.517	13:48:29.313

Lap	Lap Tm	Diff	Time of Day
(96) SERRANO GOTOR, ALEJANDRO			
1			13:25:11.459
2	2:10.263		13:27:21.722
3	2:10.434	+0.171	13:29:32.156
4	2:12.108	+1.845	13:31:44.264
5	2:13.636	+3.373	13:33:57.900
6	2:14.115	+3.852	13:36:12.015
7	2:13.595	+3.332	13:38:25.610
8	2:13.687	+3.424	13:40:39.297
9	2:15.645	+5.382	13:42:54.942
10	2:17.350	+7.087	13:45:12.292
11	2:12.653	+2.390	13:47:24.945
12	2:17.426	+7.163	13:49:42.371

Lap	Lap Tm	Diff	Time of Day
(99) BERNADAUS VILLANUA, ANDRES			
1			13:25:16.714
2	2:15.090	+2.591	13:27:31.804
3	2:16.688	+4.189	13:29:48.492
4	2:12.506	+0.007	13:32:00.998
5	2:12.499		13:34:13.497
6	2:13.690	+1.191	13:36:27.187
7	2:13.055	+0.556	13:38:40.242
8	2:13.983	+1.484	13:40:54.225
9	2:14.373	+1.874	13:43:08.598
10	2:14.993	+2.494	13:45:23.591
11	2:13.228	+0.729	13:47:36.819
12	2:21.773	+9.274	13:49:58.592

Lap	Lap Tm	Diff	Time of Day
(28) MORATINOS SUAREZ, IVAN			
1			13:25:11.823
2	2:19.404	+6.934	13:27:31.227
3	2:15.307	+2.837	13:29:46.534
4	2:13.237	+0.767	13:31:59.771
5	2:12.470		13:34:12.241
6	2:14.298	+1.828	13:36:26.539
7	2:13.001	+0.531	13:38:39.540
8	2:13.966	+1.496	13:40:53.506

Lap	Lap Tm	Diff	Time of Day
9	2:14.594	+2.124	13:43:08.100
10	2:14.585	+2.115	13:45:22.685
11	2:16.530	+4.060	13:47:39.215
12	2:22.869	+10.399	13:50:02.084

Lap	Lap Tm	Diff	Time of Day
(37) LOPEZ GADEA, ALEJANDRO			
1			13:25:14.052
2	2:16.454	+0.413	13:27:30.506
3	2:17.200	+1.159	13:29:47.706
4	2:18.425	+2.384	13:32:06.131
5	2:16.041		13:34:22.172
6	2:17.340	+1.299	13:36:39.512
7	2:17.472	+1.431	13:38:56.984
8	2:18.561	+2.520	13:41:15.545
9	2:18.778	+2.737	13:43:34.323
10	2:19.481	+3.440	13:45:53.804
11	2:22.893	+6.852	13:48:16.697

Lap	Lap Tm	Diff	Time of Day
(5) RAUFAST PARDO, RICARDO			
1			13:25:20.703
2	2:17.129	+0.724	13:27:37.832
3	2:17.314	+0.909	13:29:55.146
4	2:16.405		13:32:11.551
5	2:17.842	+1.437	13:34:29.393
6	2:18.319	+1.914	13:36:47.712
7	2:18.191	+1.786	13:39:05.903
8	2:18.418	+2.013	13:41:24.321
9	2:19.413	+3.008	13:43:43.734
10	2:19.420	+3.015	13:46:03.154
11	2:17.533	+1.128	13:48:20.687

Lap	Lap Tm	Diff	Time of Day
(971) UTERGA DIEZ, IKER			
1			13:25:12.256
2	2:43.991	+30.413	13:27:56.247
3	2:17.290	+3.712	13:30:13.537
4	2:16.252	+2.674	13:32:29.789
5	2:16.388	+2.810	13:34:46.177
6	2:15.864	+2.286	13:37:02.041
7	2:17.610	+4.032	13:39:19.651
8	2:15.259	+1.681	13:41:34.910
9	2:15.805	+2.227	13:43:50.715
10	2:16.513	+2.935	13:46:07.228
11	2:13.578		13:48:20.806

Lap	Lap Tm	Diff	Time of Day
(722) GARCIA CAÑAS, MICHEL			
1			13:25:18.508
2	2:17.646	+2.024	13:27:36.154
3	2:17.855	+2.233	13:29:54.009
4	2:15.622		13:32:09.631
5	2:16.485	+0.863	13:34:26.116
6	2:17.381	+1.759	13:36:43.497
7	2:18.007	+2.385	13:39:01.504
8	2:19.065	+3.443	13:41:20.569
9	2:38.065	+22.443	13:43:58.634
10	2:20.964	+5.342	13:46:19.598
11	2:22.684	+7.062	13:48:42.282

Lap	Lap Tm	Diff	Time of Day
(525) SANZ CALLEJA, GUZMAN			
1			13:25:24.518
2	2:20.346	+1.081	13:27:44.864
3	2:19.265		13:30:04.129
4	2:19.775	+0.510	13:32:23.904
5	2:19.583	+0.318	13:34:43.487
6	2:20.465	+1.200	13:37:03.952
7	2:21.043	+1.778	13:39:24.995
8	2:22.778	+3.513	13:41:47.773

Lap	Lap Tm	Diff	Time of Day
9	2:20.125	+0.860	13:44:07.898
10	2:22.106	+2.841	13:46:30.004
11	2:24.545	+5.280	13:48:54.549

Lap	Lap Tm	Diff	Time of Day
(224) ARMENGOL OLIVA, JORGE			
1			13:25:21.251
2	2:21.835	+2.262	13:27:43.086
3	2:19.573		13:30:02.659
4	2:19.934	+0.361	13:32:22.593
5	2:19.726	+0.153	13:34:42.319
6	2:20.646	+1.073	13:37:02.965
7	2:23.286	+3.713	13:39:26.251
8	2:22.042	+2.469	13:41:48.293
9	2:22.147	+2.574	13:44:10.440
10	2:24.236	+4.663	13:46:34.676
11	2:26.011	+6.438	13:49:00.687

Lap	Lap Tm	Diff	Time of Day
(385) GOÑI ALBISTUR, JUAN MARI			
1			13:25:20.094
2	2:21.845	+3.501	13:27:41.939
3	2:18.344		13:30:00.283
4	2:20.367	+2.023	13:32:20.650
5	2:19.173	+0.829	13:34:39.823
6	2:21.183	+2.839	13:37:01.006
7	2:32.864	+14.520	13:39:33.870
8	2:23.311	+4.967	13:41:57.181
9	2:22.820	+4.476	13:44:20.001
10	2:23.502	+5.158	13:46:43.503
11	2:23.752	+5.408	13:49:07.255

Lap	Lap Tm	Diff	Time of Day
(60) URGEL HERNANDO, AARON			
1			13:25:30.381
2	2:22.370	+4.188	13:27:52.751
3	2:23.253	+5.071	13:30:16.004
4	2:22.173	+3.991	13:32:38.177
5	2:18.182		13:34:56.359
6	2:19.957	+1.775	13:37:16.316
7	2:21.837	+3.655	13:39:38.153
8	2:22.754	+4.572	13:42:00.907
9	2:22.433	+4.251	13:44:23.340
10	2:23.074	+4.892	13:46:46.414
11	2:22.159	+3.977	13:49:08.573

Lap	Lap Tm	Diff	Time of Day
(22) SUBIRATS ROYO, DANI			
1			13:25:26.008
2	2:21.097	+0.404	13:27:47.105
3	2:20.696	+0.003	13:30:07.801
4	2:21.264	+0.571	13:32:29.065
5	2:22.851	+2.158	13:34:51.916
6	2:21.421	+0.728	13:37:13.337
7	2:23.187	+2.494	13:39:36.524
8	2:25.482	+4.789	13:42:02.006
9	2:24.042	+3.349	13:44:26.048
10	2:21.897	+1.204	13:46:47.945
11	2:20.693		13:49:08.638

Lap	Lap Tm	Diff	Time of Day
(113) GRASA ROYO, CESAR			
1			13:25:18.485
2	2:23.224	+0.204	13:27:41.709
3	2:24.736	+1.716	13:30:06.445
4	2:25.954	+2.934	13:32:32.399
5	2:24.790	+1.770	13:34:57.189
6	2:23.314	+0.294	13:37:20.503
7	2:23.815	+0.795	13:39:44.318
8	2:24.892	+1.872	13:42:09.210
9	2:24.509	+1.489	13:44:33.719

Jefe de cronometraje

Orbits

Provisional Los Comisarios Deportivos

El Director de Carrera

El Cronametrador

Definitiva Hora:

Hora:

Hora:



CAMPEONATO DE ARAGON MOTOCROSS



Departamento de Educación,
Universidad, Cultura y Deporte

Camp. Aragón MX, Zuera

MX-2 / MX-Sub18

L. Imaz, Zuera 1,700 km

Segunda Manga

09/02/2014 13:25

Carrera (20:00 y 2 Vueltas) iniciado a 13:22:55

Lap	Lap Tm	Diff	Time of Day
10	2:23.020		13:46:56.739
11	2:24.221	+1.201	13:49:20.960

(26) ESPONA SANCHEZ, GONZALO

1			13:25:24.041
2	2:25.532	+3.823	13:27:49.573
3	2:23.840	+2.131	13:30:13.413
4	2:23.495	+1.786	13:32:36.908
5	2:23.704	+1.995	13:35:00.612
6	2:22.614	+0.905	13:37:23.226
7	2:21.709		13:39:44.935
8	2:27.482	+5.773	13:42:12.417
9	2:23.689	+1.980	13:44:36.106
10	2:23.886	+2.177	13:46:59.992
11	2:24.634	+2.925	13:49:24.626

(14) ALCOVER MAS, MIQUEL

1			13:25:25.815
2	2:26.563	+4.977	13:27:52.378
3	2:22.319	+0.733	13:30:14.697
4	2:25.224	+3.638	13:32:39.921
5	2:24.377	+2.791	13:35:04.298
6	2:22.298	+0.712	13:37:26.596
7	2:21.586		13:39:48.182
8	2:25.033	+3.447	13:42:13.215
9	2:23.580	+1.994	13:44:36.795
10	2:27.652	+6.066	13:47:04.447
11	2:21.774	+0.188	13:49:26.221

(23) MUÑOZ DE LA PEÑA VICENTE, JUAN

1			13:25:27.280
2	2:23.180	+2.935	13:27:50.460
3	2:21.325	+1.080	13:30:11.785
4	2:20.868	+0.623	13:32:32.653
5	2:20.245		13:34:52.898
6	2:37.798	+17.553	13:37:30.696
7	2:24.839	+4.594	13:39:55.535
8	2:23.303	+3.058	13:42:18.838
9	2:24.544	+4.299	13:44:43.382
10	2:22.901	+2.656	13:47:06.283
11	2:28.115	+7.870	13:49:34.398

(95) MORENO ARROYO, VICTOR

1			13:25:32.496
2	2:27.620	+3.334	13:28:00.116
3	2:26.658	+2.372	13:30:26.774
4	2:24.286		13:32:51.060
5	2:25.187	+0.901	13:35:16.247
6	2:25.654	+1.368	13:37:41.901
7	2:27.127	+2.841	13:40:09.028
8	2:30.222	+5.936	13:42:39.250
9	2:29.970	+5.684	13:45:09.220
10	2:31.874	+7.588	13:47:41.094
11	2:29.434	+5.148	13:50:10.528

(101) HERNANDEZ SANZ, VICTOR

1			13:25:29.318
2	2:30.108	+4.058	13:27:59.426
3	2:30.003	+3.953	13:30:29.429
4	2:29.580	+3.530	13:32:59.009
5	2:30.206	+4.156	13:35:29.215
6	2:26.050		13:37:55.265
7	2:29.384	+3.334	13:40:24.649
8	2:31.386	+5.336	13:42:56.035
9	2:31.702	+5.652	13:45:27.737
10	2:28.529	+2.479	13:47:56.266

Lap	Lap Tm	Diff	Time of Day
11	2:29.447	+3.397	13:50:25.713

(20) LLORENTE TOVAR, CRISTOBAL

1			13:25:39.554
2	2:43.441	+14.728	13:28:22.995
3	2:29.177	+0.464	13:30:52.172
4	2:30.651	+1.938	13:33:22.823
5	2:28.979	+0.266	13:35:51.802
6	2:29.410	+0.697	13:38:21.212
7	2:28.972	+0.259	13:40:50.184
8	2:30.810	+2.097	13:43:20.994
9	2:29.778	+1.065	13:45:50.772
10	2:28.713		13:48:19.485

(8) SAIZ OCHOA, DIEGO

1			13:25:40.016
2	2:28.019	+0.393	13:28:08.035
3	2:27.626		13:30:35.661
4	2:28.284	+0.658	13:33:03.945
5	2:30.088	+2.462	13:35:34.033
6	2:28.515	+0.889	13:38:02.548
7	2:29.363	+1.737	13:40:31.911
8	2:31.238	+3.612	13:43:03.149
9	2:28.640	+1.014	13:45:31.789
10	2:51.737	+24.111	13:48:23.526

(15) SONSONA CIVERA, ALEJANDRO

1			13:25:35.194
2	2:30.971	+3.490	13:28:06.165
3	2:28.837	+1.356	13:30:35.002
4	2:27.649	+0.168	13:33:02.651
5	2:27.481		13:35:30.132
6	2:28.012	+0.531	13:37:58.144
7	2:58.025	+30.544	13:40:56.169
8	2:28.471	+0.990	13:43:24.640
9	2:28.299	+0.818	13:45:52.939
10	2:32.372	+4.891	13:48:25.311

(68) RODRIGUEZ RAMALLO, KEVIN

1			13:26:07.929
2	2:29.817	+0.560	13:28:37.746
3	2:29.257		13:31:07.003
4	2:31.672	+2.415	13:33:38.675
5	2:31.326	+2.069	13:36:10.001
6	2:31.516	+2.259	13:38:41.517
7	2:29.322	+0.065	13:41:10.839
8	2:33.326	+4.069	13:43:44.165
9	2:30.309	+1.052	13:46:14.474
10	2:33.893	+4.636	13:48:48.367

(292) GOMEZ TORRES, CARLA

1			13:25:38.668
2	2:37.944	+4.620	13:28:16.612
3	2:33.324		13:30:49.936
4	2:34.348	+1.024	13:33:24.284
5	2:34.043	+0.719	13:35:58.327
6	2:34.532	+1.208	13:38:32.859
7	2:35.628	+2.304	13:41:08.487
8	2:38.188	+4.864	13:43:46.675
9	2:38.786	+5.462	13:46:25.461
10	2:38.422	+5.098	13:49:03.883

(18) GARIN VERA, ADRIAN

1			13:25:47.339
2	2:37.719	+2.234	13:28:25.058
3	2:36.585	+1.100	13:31:01.643

4	2:35.842	+0.357	13:33:37.485
5	2:37.197	+1.712	13:36:14.682
6	2:35.485		13:38:50.167
7	2:38.346	+2.861	13:41:28.513
8	2:37.525	+2.040	13:44:06.038
9	2:39.945	+4.460	13:46:45.983
10	2:37.816	+2.331	13:49:23.799

(30) TOLON PEREZ, MARCO

1			13:25:33.279
2	2:32.089		13:28:05.368
3	2:34.494	+2.405	13:30:39.862
4	2:35.404	+3.315	13:33:15.266
5	2:39.128	+7.039	13:35:54.394
6	2:37.722	+5.633	13:38:32.116
7	2:35.975	+3.886	13:41:08.091
8	2:38.006	+5.917	13:43:46.097
9	2:53.252	+21.163	13:46:39.349
10	2:46.026	+13.937	13:49:25.375

(79) RODRIGO JIMENEZ, JOSUE

1			13:25:38.330
2	3:02.344	+24.230	13:28:40.674
3	2:40.214	+2.100	13:31:20.888
4	2:38.996	+0.882	13:33:59.884
5	2:39.223	+1.109	13:36:39.107
6	2:40.138	+2.024	13:39:19.245
7	2:52.931	+14.817	13:42:12.176
8	2:42.254	+4.140	13:44:54.430
9	2:38.114		13:47:32.544
10	2:40.156	+2.042	13:50:12.700

(196) GARCIA MARCO, ADRIAN

1			13:26:11.311
2	2:35.915		13:28:47.226
3	2:37.759	+1.844	13:31:24.985
4	2:39.546	+3.631	13:34:04.531
5	2:46.676	+10.761	13:36:51.207
6	2:39.478	+3.563	13:39:30.685
7	2:45.972	+10.057	13:42:16.657
8	3:08.969	+33.054	13:45:25.626
9	2:46.967	+11.052	13:48:12.593

(21) PARICIO NAVARRO, PEDRO

1			13:25:30.389
2	2:29.597	+3.555	13:27:59.986
3	2:26.042		13:30:26.028
4	2:27.390	+1.348	13:32:53.418
5	2:26.590	+0.548	13:35:20.008
6	2:28.896	+2.854	13:37:48.904
7	2:26.828	+0.786	13:40:15.732
8	2:30.072	+4.030	13:42:45.804
9	2:29.601	+3.559	13:45:15.405

(51) VALLEJO ROJAS, JORGE

1			13:25:46.071
2	2:37.903	+1.297	13:28:23.974
3	2:36.606		13:31:00.580
4	2:37.570	+0.964	13:33:38.150
5	2:39.226	+2.620	13:36:17.376

(19) MENE MANERO, LUIS

1			13:25:42.686
2	2:31.246		13:28:13.932
3	4:05.235	+1:33.989	13:32:19.167

Jefe de cronometraje

Orbits

Provisional

Los Comisarios Deportivos

El Director de Carrera

El Cronametrador

Definitiva

Hora:

Hora:

Hora:





CAMPEONATO DE ARAGON MOTOCROSS




Camp. Aragón MX, Zuera

MX-2 / MX-Sub18

L. Imaz, Zuera 1,700 km

Final MX-2 / MX-Sub18



Pos.	Nº	Nombre	Total puntos	R-1	R-2	Club
MX-2						
1	81	LARRAÑAGA OLANO, IKER	50	25	25	Mc. Gernika Off road
2	92	VALENTIN LASHERAS, ANDER	44	22	22	Motoracing C. Estella
3	96	SERRANO GOTOR, ALEJANDRO	38	18	20	Mc. Calatayud
4	971	UTERGA DIEZ, IKER	34	20	14	Vallisoletano Mc.
5	37	LOPEZ GADEA, ALEJANDRO	32	16	16	Tauste Mc.
6	5	RAUFAST PARDO, RICARDO	30	15	15	Mc. Zuera
7	722	GARCIA CAÑAS, MICHEL	27	14	13	Mc. Segre
8	525	SANZ CALLEJA, GUZMAN	25	13	12	Sinesponsor Racing
9	22	SUBIRATS ROYO, DANI	21	12	9	Mc. Roquetes
10	385	GOÑI ALBISTUR, JUAN MARI	21	11	10	Mc. Segre
11	224	ARMENGOL OLIVA, JORGE	20	9	11	Mc. Bajo Aragón
12	99	BERNADAUS VILLANUA, ANDRES	18	0	18	C.M. Epila
13	113	GRASA ROYO, CESAR	18	10	8	Correcaminos Mc.
14	14	ALCOVER MAS, MIQUEL	14	8	6	Mc. Polea SX
15	26	ESPONA SANCHEZ, GONZALO	14	7	7	Mc. Polea SX
16	95	MORENO ARROYO, VICTOR	10	5	5	
17	68	RODRIGUEZ RAMALLO, KEVIN	8	6	2	Vallisoletano Mc.
18	101	HERNANDEZ SANZ, VICTOR	8	4	4	Lairon Mc
19	15	SONSONA CIVERA, ALEJANDRO	6	3	3	T.S.R.
20	18	GARIN VERA, ADRIAN	3	2	1	Mc. Bajo Aragón
21	30	TOLON PEREZ, MARCO	2	1	1	Mc. Fuentes
22	79	RODRIGO JIMENEZ, JOSUE	2	1	1	Mc. Calatayud
23	51	VALLEJO ROJAS, JORGE	1	1	0	Mc. El Cueto

MX-Sub 18						
1	28	MORATINOS SUAREZ, IVAN	50	25	25	Mc. RJ Sport
2	60	URGEL HERNANDO, AARON	42	20	22	Ricla Mc.
3	23	MUÑOZ DE LA PEÑA VICENTE, JUAN	42	22	20	Sinesponsor Racing
4	20	LLORENTE TOVAR, CRISTOBAL	33	15	18	Esc. R.T.S.
5	8	SAIZ OCHOA, DIEGO	29	13	16	C.M. Epila
6	196	GARCIA MARCO, ADRIAN	28	14	14	C.M. Epila
7	292	GOMEZ TORRES, CARLA	27	12	15	Mc. Zuera
8	19	MENE MANERO, LUIS	18	18	0	Tauste Mc.
9	21	PARICIO NAVARRO, PEDRO	16	16	0	T.S.R.
NT	4	ARIE LORENTE, ADRIAN	0	0	0	

Jefe de cronometraje

Orbits

Provisional

Los Comisarios Deportivos

El Director de Carrera

El Cronametrador

Definitiva

Hora:

Hora:

Hora:





CAMPEONATO DE ARAGON MOTOCROSS



Camp. Aragón MX, Zuera

Clasificado por mejor tiempo de vuelta

MX-3 / Veterano

L. Imaz, Zuera 1,700 km

Entrenos Oficiales

09/02/2014 09:30

Clasificación (15:00 Tiempo) iniciado a 9:30:15

Pos.	Nº	Nombre	Clase	Mejor Tm	Dif. 1º	Total Tº	En V.
1	3	TELLO SALAS, RAUL	Veteranos	2:09.713		17:00.624	7
2	14	BAZAN GODOY, HECTOR GABRIE	MX-3	2:13.678	3.965	17:27.371	3
3	74	REY ALLUE, JUAN CARLOS	MX-3	2:16.966	7.253	16:32.173	2
4	25	LLUCH LIARTE, JUAN CARLOS	Veteranos	2:19.228	9.515	17:08.615	3
5	4	BADIELLA POCA, PAU	MX-3	2:19.559	9.846	17:21.014	6
6	66	ROYO MILAGRO, FRANCISCO	Veteranos	2:20.550	10.837	15:13.177	5
7	7	SANTIDRIAN FERNANDEZ, ARTAI	MX-3	2:21.763	12.050	17:14.641	7
8	18	PERALES SALVADOR, RAUL	Veteranos	2:23.511	13.798	15:09.884	6
9	48	MATEO PEREZ, OCTAVIO JOSE	Veteranos	2:26.217	16.504	16:15.623	3
10	24	ROY MARCO, EDUARDO	MX-3	2:27.643	17.930	15:52.700	4
11	12	MARZAL LAZARO, ALBERTO	Veteranos	2:27.949	18.236	16:23.971	6
12	6	BUENO NAVALPOTRO, JESUS JUL	Veteranos	2:30.615	20.902	16:10.377	2
13	13	BITRIAN LOPEZ, SAUL	MX-3	2:30.753	21.040	15:10.177	5
14	47	GIMENEZ ASCASO, ALEJANDRO	Veteranos	2:31.698	21.985	15:35.432	6
15	50	GRACIA GIMENO, EMILIO JESUS	Veteranos	2:32.184	22.471	17:39.975	5
16	139	SANCHEZ MARTIN, HECTOR	MX-3	2:33.187	23.474	15:05.103	3
17	125	LLORENTE BUENO, DANIEL	MX-3	2:34.496	24.783	15:00.558	3
18	72	TORRES ROMERO, PABLO	Veteranos	2:34.562	24.849	16:11.102	2
19	46	CUESTA CHARLEZ, ANDRES	MX-3	2:34.847	25.134	16:49.544	2
20	9	AGUSTI FABRO, DANIEL F.	MX-3	2:36.344	26.631	16:08.565	2
21	112	CANELA DIEZ, ABEL	MX-3	2:36.811	27.098	16:11.801	2
22	82	CARDONA FORES, LLORENÇ	MX-3	2:55.802	46.089	15:05.215	4
23	87	LOPEZ TRAIN, FERNANDO	MX-3	3:09.644	59.931	14:10.169	2
24	144	CUARTERO SANCHO, JOSE LUIS	MX-3			2:22.081	0

Jefe de cronometraje

Orbits

Provisional

Los Comisarios Deportivos

El Director de Carrera

El Cronametrador

Definitiva

Hora:

Hora:

Hora:





CAMPEONATO DE ARAGON MOTOCROSS



Departamento de Educación,
Universidad, Cultura y Deporte

Camp. Aragón MX, Zuera

MX-3 / Veterano

L. Imaz, Zuera 1,700 km

Entrenos Oficiales

09/02/2014 09:30

Clasificación (15:00 Tiempo) iniciado a 9:30:15

Lap	Lap Tm	Diff	Time of Day
(3) TELLO SALAS, RAUL			
1			9:33:20.242
2	2:17.134	+7.421	9:35:37.376
3	2:12.657	+2.944	9:37:50.033
4	2:13.220	+3.507	9:40:03.253
5	2:12.213	+2.500	9:42:15.466
6	2:51.261	+41.548	9:45:06.727
7	2:09.713		9:47:16.440

Lap	Lap Tm	Diff	Time of Day
(14) BAZAN GODOY, HECTOR GABRIEL			
1			9:32:57.370
2	2:32.265	+18.587	9:35:29.635
3	2:13.678		9:37:43.313
4	2:14.143	+0.465	9:39:57.456
5	2:22.829	+9.151	9:42:20.285
6	2:20.652	+6.974	9:44:40.937
7	3:02.250	+48.572	9:47:43.187

Lap	Lap Tm	Diff	Time of Day
(74) REY ALLUE, JUAN CARLOS			
1			9:32:46.312
2	2:16.966		9:35:03.278
3	2:18.169	+1.203	9:37:21.447
4	2:17.183	+0.217	9:39:38.630
5	2:18.723	+1.757	9:41:57.353
6	2:17.322	+0.356	9:44:14.675
7	2:33.314	+16.348	9:46:47.989

Lap	Lap Tm	Diff	Time of Day
(25) LLUCH LIARTE, JUAN CARLOS			
1			9:32:46.109
2	2:20.327	+1.099	9:35:06.436
3	2:19.228		9:37:25.664
4	2:34.715	+15.487	9:40:00.379
5	2:23.676	+4.448	9:42:24.055
6	2:28.958	+9.730	9:44:53.013
7	2:31.418	+12.190	9:47:24.431

Lap	Lap Tm	Diff	Time of Day
(4) BADIELLA POCA, PAU			
1			9:33:01.085
2	2:29.433	+9.874	9:35:30.518
3	2:22.425	+2.866	9:37:52.943
4	2:22.284	+2.725	9:40:15.227
5	2:22.335	+2.776	9:42:37.562
6	2:19.559		9:44:57.121
7	2:39.709	+20.150	9:47:36.830

Lap	Lap Tm	Diff	Time of Day
(66) ROYO MILAGRO, FRANCISCO			
1			9:32:41.158
2	2:21.840	+1.290	9:35:02.998
3	2:21.768	+1.218	9:37:24.766
4	3:05.641	+45.091	9:40:30.407
5	2:20.550		9:42:50.957
6	2:38.036	+17.486	9:45:28.993

Lap	Lap Tm	Diff	Time of Day
(7) SANTIDRIAN FERNANDEZ, ARTAI			
1			9:32:59.108
2	2:32.095	+10.332	9:35:31.203
3	2:28.487	+6.724	9:37:59.690
4	2:23.553	+1.790	9:40:23.243
5	2:22.921	+1.158	9:42:46.164
6	2:22.530	+0.767	9:45:08.694
7	2:21.763		9:47:30.457

Lap	Lap Tm	Diff	Time of Day
(18) PERALES SALVADOR, RAUL			
1			9:33:12.682
2	2:30.979	+7.468	9:35:43.661

Lap	Lap Tm	Diff	Time of Day
3	2:28.498	+4.987	9:38:12.159
4	2:26.348	+2.837	9:40:38.507
5	2:23.682	+0.171	9:43:02.189
6	2:23.511		9:45:25.700

Lap	Lap Tm	Diff	Time of Day
(48) MATEO PEREZ, OCTAVIO JOSE			
1			9:32:50.622
2	2:26.243	+0.026	9:35:16.865
3	2:26.217		9:37:43.082
4	2:28.751	+2.534	9:40:11.833
5	3:25.638	+59.421	9:43:37.471
6	2:53.968	+27.751	9:46:31.439

Lap	Lap Tm	Diff	Time of Day
(24) ROY MARCO, EDUARDO			
1			9:33:35.511
2	2:28.255	+0.612	9:36:03.766
3	2:28.151	+0.508	9:38:31.917
4	2:27.643		9:40:59.560
5	2:29.225	+1.582	9:43:28.785
6	2:39.731	+12.088	9:46:08.516

Lap	Lap Tm	Diff	Time of Day
(12) MARZAL LAZARO, ALBERTO			
1			9:34:05.877
2	2:37.985	+10.036	9:36:43.862
3	2:29.599	+1.650	9:39:13.461
4	2:29.102	+1.153	9:41:42.563
5	2:29.275	+1.326	9:44:11.838
6	2:27.949		9:46:39.787

Lap	Lap Tm	Diff	Time of Day
(6) BUENO NAVALPOTRO, JESUS JULIAN			
1			9:33:04.032
2	2:30.615		9:35:34.647
3	3:08.338	+37.723	9:38:42.985
4	2:31.519	+0.904	9:41:14.504
5	2:32.503	+1.888	9:43:47.007
6	2:39.186	+8.571	9:46:26.193

Lap	Lap Tm	Diff	Time of Day
(13) BITRIAN LOPEZ, SAUL			
1			9:35:07.300
2	2:39.877	+9.124	9:37:47.177
3	2:34.545	+3.792	9:40:21.722
4	2:33.518	+2.765	9:42:55.240
5	2:30.753		9:45:25.993

Lap	Lap Tm	Diff	Time of Day
(47) GIMENEZ ASCASO, ALEJANDRO			
1			9:33:01.293
2	2:35.359	+3.661	9:35:36.652
3	2:34.626	+2.928	9:38:11.278
4	2:36.214	+4.516	9:40:47.492
5	2:32.058	+0.360	9:43:19.550
6	2:31.698		9:45:51.248

Lap	Lap Tm	Diff	Time of Day
(50) GRACIA GIMENO, EMILIO JESUS			
1			9:34:15.347
2	2:36.820	+4.636	9:36:52.167
3	2:35.089	+2.905	9:39:27.256
4	2:34.582	+2.398	9:42:01.838
5	2:32.184		9:44:34.022
6	3:21.769	+49.585	9:47:55.791

Lap	Lap Tm	Diff	Time of Day
(139) SANCHEZ MARTIN, HECTOR			
1			9:33:45.849
2	2:38.904	+5.717	9:36:24.753
3	2:33.187		9:38:57.940
4	3:11.965	+38.778	9:42:09.905
5	3:11.014	+37.827	9:45:20.919

Lap	Lap Tm	Diff	Time of Day
(125) LLORENTE BUENO, DANIEL			
1			9:32:47.847
2	3:26.820	+52.324	9:36:14.667
3	2:34.496		9:38:49.163
4	3:51.804	+1:17.308	9:42:40.967
5	2:35.407	+0.911	9:45:16.374

Lap	Lap Tm	Diff	Time of Day
(72) TORRES ROMERO, PABLO			
1			9:32:51.065
2	2:34.562		9:35:25.627
3	2:35.484	+0.922	9:38:01.111
4	2:56.448	+21.886	9:40:57.559
5	2:46.793	+12.231	9:43:44.352
6	2:42.566	+8.004	9:46:26.918

Lap	Lap Tm	Diff	Time of Day
(46) CUESTA CHARLEZ, ANDRES			
1			9:34:24.598
2	2:34.847		9:36:59.445
3	2:35.026	+0.179	9:39:34.471
4	4:51.385	+2:16.538	9:44:25.856
5	2:39.504	+4.657	9:47:05.360

Lap	Lap Tm	Diff	Time of Day
(9) AGUSTI FABRO, DANIEL F.			
1			9:38:22.315
2	2:36.344		9:40:58.659
3	2:44.406	+8.062	9:43:43.065
4	2:41.316	+4.972	9:46:24.381

Lap	Lap Tm	Diff	Time of Day
(112) CANELA DIEZ, ABEL			
1			9:33:05.741
2	2:36.811		9:35:42.552
3	2:43.451	+6.640	9:38:26.003
4	2:37.102	+0.291	9:41:03.105
5	2:42.050	+5.239	9:43:45.155
6	2:42.462	+5.651	9:46:27.617

Lap	Lap Tm	Diff	Time of Day
(82) CARDONA FORES, LLORENÇ			
1			9:33:28.100
2	2:58.014	+2.212	9:36:26.114
3	3:00.611	+4.809	9:39:26.725
4	2:55.802		9:42:22.527
5	2:58.504	+2.702	9:45:21.031

Lap	Lap Tm	Diff	Time of Day
(87) LOPEZ TRAIN, FERNANDO			
1			9:34:22.093
2	3:09.644		9:37:31.737
3	3:16.474	+6.830	9:40:48.211
4	3:37.774	+28.130	9:44:25.985

Lap	Lap Tm	Diff	Time of Day
(144) CUARTERO SANCHO, JOSE LUIS			
1			9:32:37.897

Jefe de cronometraje

Orbits

Provisional

Los Comisarios Deportivos

El Director de Carrera

El Cronametrador

Definitiva

Hora:

Hora:

Hora:





CAMPEONATO DE ARAGON MOTOCROSS



Departamento de Educación,
Universidad, Cultura y Deporte

Camp. Aragón MX, Zuera

Clasificado por vueltas

MX-3 / Veterano

L. Imaz, Zuera 1,700 km

Primera Manga

09/02/2014 11:00

Carrera (20:00 y 2 Vueltas) iniciado a 10:49:39

Pos.	Nº	Nombre	Vts.	Total Tº	Dif.	Mejor Tm	Club
MX-3							
1	74	REY ALLUE, JUAN CARLOS	12	27:15.750		2:12.422	Sinesponsor Racing
2	14	BAZAN GODOY, HECTOR GABRIEL	12	27:30.484	14.734	2:13.291	Mc. Zuera
3	4	BADIELLA POCA, PAU	12	28:02.226	46.476	2:18.428	Mc. Polea SX
4	7	SANTIDRIAN FERNANDEZ, ARTAI	12	28:33.127	1:17.377	2:21.261	Mc. El Cueto
5	99	CUARTERO SANCHO, JOSE LUIS	12	29:28.132	2:12.382	2:25.615	C.M. Epila
6	24	ROY MARCO, EDUARDO	12	29:31.760	2:16.010	2:23.980	A.D.M. La Almunia
7	13	BITRIAN LOPEZ, SAUL	11	27:38.350	1 Vuelta	2:25.147	Pm. Oscense
8	139	SANCHEZ MARTIN, HECTOR	11	28:13.030	1 Vuelta	2:29.996	Mc. Zuera
9	125	LLORENTE BUENO, DANIEL	11	29:09.634	1 Vuelta	2:35.323	Mc. Calatayud
10	112	CANELA DIEZ, ABEL	11	29:15.370	1 Vuelta	2:35.041	A.D.M. La Almunia
11	46	CUESTA CHARLEZ, ANDRES	11	29:20.910	1 Vuelta	2:34.546	
12	82	CARDONA FORES, LLORENÇ	10	28:19.846	2 Vueltas	2:46.045	Mc. Roquetes
13	87	LOPEZ TRAIN, FERNANDO	9	28:07.876	3 Vueltas	2:58.714	Independiente

No clasificado

NT	9	AGUSTI FABRO, DANIEL F.	5	13:13.193	NT	2:35.994	Mc. Zuera
----	---	-------------------------	---	-----------	----	----------	-----------

Veteranos

1	3	TELLO SALAS, RAUL	12	27:21.171		2:10.329	Esc. R.T.S.
2	25	LLUCH LIARTE, JUAN CARLOS	12	28:03.092	41.921	2:16.622	Mc. Zuera
3	66	ROYO MILAGRO, FRANCISCO	12	29:12.489	1:51.318	2:22.161	MOTOCUB LA ALDEA
4	18	PERALES SALVADOR, RAUL	12	29:34.317	2:13.146	2:22.716	T.S.R.
5	48	MATEO PEREZ, OCTAVIO JOSE	11	27:39.243	1 Vuelta	2:27.368	Lairon Mc
6	12	MARZAL LAZARO, ALBERTO	11	28:01.276	1 Vuelta	2:26.739	Mc. Zuera
7	50	GRACIA GIMENO, EMILIO JESUS	11	28:18.199	1 Vuelta	2:31.970	Mc. Zuera
8	6	BUENO NAVALPOTRO, JESUS JULIAN	11	28:19.809	1 Vuelta	2:30.367	Mc. Zuera
9	47	GIMENEZ ASCASO, ALEJANDRO	11	28:20.944	1 Vuelta	2:30.412	Correcaminos Mc.
10	72	TORRES ROMERO, PABLO	11	28:27.843	1 Vuelta	2:31.894	Mc. Zuera

Margin of Victory	Avg. Speed	Best Lap Tm	Best Spd	Best Lap by
5.421	44,897	2:10.329	46,958	3 - TELLO SALAS, RAUL

Jefe de cronometraje

Orbits

Provisional

Los Comisarios Deportivos

El Director de Carrera

El Cronametrador

Definitiva

Hora:

Hora:

Hora:





CAMPEONATO DE ARAGON MOTOCROSS



Departamento de Educación,
Universidad, Cultura y Deporte

Camp. Aragón MX, Zuera

MX-3 / Veterano

L. Imaz, Zuera 1,700 km

Primera Manga

09/02/2014 11:00

Carrera (20:00 y 2 Vueltas) iniciado a 10:49:39

Lap	Lap Tm	Diff	Time of Day
5	2:31.970		11:02:35.613
6	2:35.524	+3.554	11:05:11.137
7	2:33.653	+1.683	11:07:44.790
8	2:32.819	+0.849	11:10:17.609
9	2:33.107	+1.137	11:12:50.716
10	2:33.707	+1.737	11:15:24.423
11	2:33.178	+1.208	11:17:57.601

(6) BUENO NAVALPOTRO, JESUS JULIAN

1			10:52:26.808
2	2:32.794	+2.427	10:54:59.602
3	2:36.549	+6.182	10:57:36.151
4	2:33.252	+2.885	11:00:09.403
5	2:30.367		11:02:39.770
6	2:32.876	+2.509	11:05:12.646
7	2:33.343	+2.976	11:07:45.989
8	2:33.343	+2.976	11:10:19.332
9	2:33.812	+3.445	11:12:53.144
10	2:31.941	+1.574	11:15:25.085
11	2:34.126	+3.759	11:17:59.211

(47) GIMENEZ ASCASO, ALEJANDRO

1			10:52:25.494
2	2:33.754	+3.342	10:54:59.248
3	2:33.754	+3.342	10:57:33.002
4	2:35.356	+4.944	11:00:08.358
5	2:30.412		11:02:38.770
6	2:32.797	+2.385	11:05:11.567
7	2:35.431	+5.019	11:07:46.998
8	2:33.296	+2.884	11:10:20.294
9	2:34.808	+4.396	11:12:55.102
10	2:32.963	+2.551	11:15:28.065
11	2:32.281	+1.869	11:18:00.346

(72) TORRES ROMERO, PABLO

1			10:52:14.984
2	2:36.243	+4.349	10:54:51.227
3	2:31.894		10:57:23.121
4	2:35.554	+3.660	10:59:58.675
5	2:34.312	+2.418	11:02:32.987
6	2:34.223	+2.329	11:05:07.210
7	2:36.014	+4.120	11:07:43.224
8	2:34.847	+2.953	11:10:18.071
9	2:35.744	+3.850	11:12:53.815
10	2:38.164	+6.270	11:15:31.979
11	2:35.266	+3.372	11:18:07.245

(125) LLORENTE BUENO, DANIEL

1			10:52:19.736
2	2:35.323		10:54:55.059
3	2:48.282	+12.959	10:57:43.341
4	2:36.087	+0.764	11:00:19.428
5	2:35.942	+0.619	11:02:55.370
6	2:37.122	+1.799	11:05:32.492
7	2:37.658	+2.335	11:08:10.150
8	2:38.875	+3.552	11:10:49.025
9	2:40.637	+5.314	11:13:29.662
10	2:39.544	+4.221	11:16:09.206
11	2:39.830	+4.507	11:18:49.036

(112) CANELA DIEZ, ABEL

1			10:52:26.257
2	2:36.943	+1.902	10:55:03.200
3	2:37.402	+2.361	10:57:40.602
4	2:35.041		11:00:15.643
5	2:37.817	+2.776	11:02:53.460

Lap	Lap Tm	Diff	Time of Day
6	2:40.039	+4.998	11:05:33.499
7	2:36.912	+1.871	11:08:10.411
8	2:39.321	+4.280	11:10:49.732
9	2:42.443	+7.402	11:13:32.175
10	2:40.336	+5.295	11:16:12.511
11	2:42.261	+7.220	11:18:54.772

(46) CUESTA CHARLEZ, ANDRES

1			10:52:24.298
2	2:34.546		10:54:58.844
3	2:38.388	+3.842	10:57:37.232
4	2:36.397	+1.851	11:00:13.629
5	2:38.761	+4.215	11:02:52.390
6	2:38.935	+4.389	11:05:31.325
7	2:42.518	+7.972	11:08:13.843
8	2:43.144	+8.598	11:10:56.987
9	2:41.050	+6.504	11:13:38.037
10	2:41.148	+6.602	11:16:19.185
11	2:41.127	+6.581	11:19:00.312

(82) CARDONA FORES, LLORENÇ

1			10:52:31.200
2	2:46.045		10:55:17.245
3	2:48.565	+2.520	10:58:05.810
4	2:48.075	+2.030	11:00:53.885
5	2:51.144	+5.099	11:03:45.029
6	2:51.074	+5.029	11:06:36.103
7	2:49.618	+3.573	11:09:25.721
8	2:50.858	+4.813	11:12:16.579
9	2:51.663	+5.618	11:15:08.242
10	2:51.006	+4.961	11:17:59.248

(87) LOPEZ TRAIN, FERNANDO

1			10:52:40.120
2	2:58.714		10:55:38.834
3	3:00.490	+1.776	10:58:39.324
4	3:09.360	+10.646	11:01:48.684
5	3:08.402	+9.688	11:04:57.086
6	3:10.989	+12.275	11:08:08.075
7	3:14.464	+15.750	11:11:22.539
8	3:13.267	+14.553	11:14:35.806
9	3:11.472	+12.758	11:17:47.278

(9) AGUSTI FABRO, DANIEL F.

1			10:52:15.747
2	2:35.994		10:54:51.741
3	2:40.537	+4.543	10:57:32.278
4	2:37.714	+1.720	11:00:09.992
5	2:42.603	+6.609	11:02:52.595

Jefe de cronometraje

Orbits

Provisional

Los Comisarios Deportivos

El Director de Carrera

El Cronametrador

Definitiva

Hora:

Hora:

Hora:





CAMPEONATO DE ARAGON MOTOCROSS



Departamento de Educación,
Universidad, Cultura y Deporte

Camp. Aragón MX, Zuera

Clasificado por vueltas

MX-3 / Veterano

L. Imaz, Zuera 1,700 km

Segunda Manga

09/02/2014 12:55

Carrera (20:00 y 2 Vueltas) iniciado a 12:52:46

Pos.	Nº	Nombre	Vts.	Total T°	Dif.	Mejor Tm	Club	Marca
MX-3								
1	74	REY ALLUE, JUAN CARLOS	11	24:48.584		2:13.374	Sinesponsor Racing	HONDA
2	14	BAZAN GODOY, HECTOR GABRIEL	11	25:39.242	50.658	2:16.676	Mc. Zuera	HONDA
3	4	BADIELLA POCA, PAU	11	26:26.332	1:37.748	2:21.654	Mc. Polea SX	HONDA
4	7	SANTIDRIAN FERNANDEZ, ARTAI	11	26:29.711	1:41.127	2:20.902	Mc. El Cueto	YAMAHA
5	99	CUARTERO SANCHO, JOSE LUIS	10	24:50.783	1 Vuelta	2:27.162	C.M. Epila	KTM
6	24	ROY MARCO, EDUARDO	10	25:04.567	1 Vuelta	2:27.347	A.D.M. La Almunia	KAWAS
7	13	BITRIAN LOPEZ, SAUL	10	25:32.240	1 Vuelta	2:31.510	Pm. Oscense	
8	139	SANCHEZ MARTIN, HECTOR	10	26:16.533	1 Vuelta	2:31.272	Mc. Zuera	KTM
9	46	CUESTA CHARLEZ, ANDRES	10	26:38.369	1 Vuelta	2:36.610		
10	112	CANELA DIEZ, ABEL	10	26:54.764	1 Vuelta	2:38.348	A.D.M. La Almunia	KTM
11	125	LLORENTE BUENO, DANIEL	9	24:54.669	2 Vueltas	2:36.940	Mc. Calatayud	HONDA
12	82	CARDONA FORES, LLORENÇ	9	26:49.650	2 Vueltas	2:53.133	Mc. Roquetes	HONDA
13	87	LOPEZ TRAIN, FERNANDO	9	27:25.074	2 Vueltas	2:57.218	Independiente	YAMAHA

No clasificado (75% = 9 Vueltas)

9		AGUSTI FABRO, DANIEL F.	8	25:00.974	3 Vueltas	2:56.814	Mc. Zuera	YAMAHA
---	--	-------------------------	---	-----------	-----------	----------	-----------	--------

Veteranos

1	3	TELLO SALAS, RAUL	11	24:47.454		2:13.547	Esc. R.T.S.	KTM
2	25	LLUCH LIARTE, JUAN CARLOS	11	26:07.204	1:19.750	2:19.405	Mc. Zuera	YAMAHA
3	66	ROYO MILAGRO, FRANCISCO	11	26:36.983	1:49.529	2:20.633	MOTOCUB LA ALDEA	SUZUKI
4	18	PERALES SALVADOR, RAUL	10	25:03.090	1 Vuelta	2:27.279	T.S.R.	SUZUKI
5	48	MATEO PEREZ, OCTAVIO JOSE	10	25:31.449	1 Vuelta	2:31.680	Lairon Mc	
6	6	BUENO NAVALPOTRO, JESUS JULIAN	10	25:57.798	1 Vuelta	2:33.321	Mc. Zuera	KAWAS
7	47	GIMENEZ ASCASO, ALEJANDRO	10	26:25.215	1 Vuelta	2:34.931	Correcaminos Mc.	SUZUKI
8	72	TORRES ROMERO, PABLO	10	26:31.791	1 Vuelta	2:36.703	Mc. Zuera	HONDA
9	50	GRACIA GIMENO, EMILIO JESUS	10	26:46.423	1 Vuelta	2:35.031	Mc. Zuera	KAWAS
10	12	MARZAL LAZARO, ALBERTO	10	26:52.607	1 Vuelta	2:36.557	Mc. Zuera	SUZUKI

Margin of Victory	Avg. Speed	Best Lap Tm	Best Spd	Best Lap by
1.130	45,259	2:13.374	45,886	74 - REY ALLUE, JUAN CARLOS

Jefe de cronometraje

Orbits

Provisional

Los Comisarios Deportivos

El Director de Carrera

El Cronametrador

Definitiva

Hora:

Hora:

Hora:






CAMPEONATO DE ARAGON MOTOCROSS



Camp. Aragón MX, Zuera

L. Imaz, Zuera 1,700 km



MX-3 / Veterano

Segunda Manga

09/02/2014 12:55

Carrera (20:00 y 2 Vueltas) iniciado a 12:52:46

Lap	Lap Tm	Diff	Time of Day
10	2:41.792	+5.089	13:19:18.676

(46) CUESTA CHARLEZ, ANDRES

1			12:55:31.943
2	2:36.970	+0.360	12:58:08.913
3	2:38.082	+1.472	13:00:46.995
4	2:36.610		13:03:23.605
5	2:36.948	+0.338	13:06:00.553
6	2:40.931	+4.321	13:08:41.484
7	2:38.945	+2.335	13:11:20.429
8	2:42.124	+5.514	13:14:02.553
9	2:39.916	+3.306	13:16:42.469
10	2:42.785	+6.175	13:19:25.254

(50) GRACIA GIMENO, EMILIO JESUS

1			12:55:33.683
2	2:37.636	+2.605	12:58:11.319
3	2:37.329	+2.298	13:00:48.648
4	2:35.031		13:03:23.679
5	2:35.455	+0.424	13:05:59.134
6	2:36.113	+1.082	13:08:35.247
7	2:37.021	+1.990	13:11:12.268
8	2:38.753	+3.722	13:13:51.021
9	2:40.343	+5.312	13:16:31.364
10	3:01.944	+26.913	13:19:33.308

(12) MARZAL LAZARO, ALBERTO

1			12:55:44.692
2	2:41.482	+4.925	12:58:26.174
3	2:39.857	+3.300	13:01:06.031
4	2:39.626	+3.069	13:03:45.657
5	2:43.112	+6.555	13:06:28.769
6	2:39.399	+2.842	13:09:08.168
7	2:36.557		13:11:44.725
8	2:37.105	+0.548	13:14:21.830
9	2:38.608	+2.051	13:17:00.438
10	2:39.054	+2.497	13:19:39.492

(112) CANELA DIEZ, ABEL

1			12:55:37.935
2	2:39.535	+1.187	12:58:17.470
3	2:40.249	+1.901	13:00:57.719
4	2:38.348		13:03:36.067
5	2:41.186	+2.838	13:06:17.253
6	2:41.394	+3.046	13:08:58.647
7	2:40.981	+2.633	13:11:39.628
8	2:41.549	+3.201	13:14:21.177
9	2:40.766	+2.418	13:17:01.943
10	2:39.706	+1.358	13:19:41.649

(125) LLORENTE BUENO, DANIEL

1			12:55:35.955
2	2:39.159	+2.219	12:58:15.114
3	3:14.138	+37.198	13:01:29.252
4	2:36.940		13:04:06.192
5	2:42.964	+6.024	13:06:49.156
6	2:42.035	+5.095	13:09:31.191
7	2:40.548	+3.608	13:12:11.739
8	2:44.250	+7.310	13:14:55.989
9	2:45.565	+8.625	13:17:41.554

(82) CARDONA FORES, LLORENÇ

1			12:55:44.013
2	2:53.133		12:58:37.146
3	2:53.631	+0.498	13:01:30.777
4	2:57.010	+3.877	13:04:27.787

Lap	Lap Tm	Diff	Time of Day
5	2:58.462	+5.329	13:07:26.249
6	3:01.908	+8.775	13:10:28.157
7	3:00.778	+7.645	13:13:28.935
8	3:02.703	+9.570	13:16:31.638
9	3:04.897	+11.764	13:19:36.535

(87) LOPEZ TRAIN, FERNANDO

1			12:55:49.691
2	2:59.383	+2.165	12:58:49.074
3	2:57.218		13:01:46.292
4	3:06.479	+9.261	13:04:52.771
5	3:00.341	+3.123	13:07:53.112
6	3:08.686	+11.468	13:11:01.798
7	3:07.886	+10.668	13:14:09.684
8	3:00.143	+2.925	13:17:09.827
9	3:02.132	+4.914	13:20:11.959

(9) AGUSTI FABRO, DANIEL F.

1			12:55:33.181
2	4:14.707	+1:17.893	12:59:47.888
3	3:03.292	+6.478	13:02:51.180
4	2:56.975	+0.161	13:05:48.155
5	2:56.814		13:08:44.969
6	2:58.598	+1.784	13:11:43.567
7	2:57.249	+0.435	13:14:40.816
8	3:07.043	+10.229	13:17:47.859

Jefe de cronometraje

Orbits

Provisional

Los Comisarios Deportivos

El Director de Carrera

El Cronametrador

Definitiva

Hora:

Hora:

Hora:





CAMPEONATO DE ARAGON MOTOCROSS




Camp. Aragón MX, Zuera

MX-3 / Veterano

L. Imaz, Zuera 1,700 km

Final MX-3 / Veteranos



Pos.	Nº	Nombre	Total puntos	R-1	R-2	Club
MX-3						
1	74	REY ALLUE, JUAN CARLOS	50	25	25	Sinesponsor Racing
2	14	BAZAN GODOY, HECTOR GABRIEL	44	22	22	Mc. Zuera
3	4	BADIELLA POCA, PAU	40	20	20	Mc. Polea SX
4	7	SANTIDRIAN FERNANDEZ, ARTAI	36	18	18	Mc. El Cueto
5	99	CUARTERO SANCHO, JOSE LUIS	32	16	16	C.M. Epila
6	24	ROY MARCO, EDUARDO	30	15	15	A.D.M. La Almunia
7	13	BITRIAN LOPEZ, SAUL	28	14	14	Pm. Oscense
8	139	SANCHEZ MARTIN, HECTOR	26	13	13	Mc. Zuera
9	46	CUESTA CHARLEZ, ANDRES	22	10	12	
10	125	LLORENTE BUENO, DANIEL	22	12	10	Mc. Calatayud
11	112	CANELA DIEZ, ABEL	22	11	11	A.D.M. La Almunia
12	82	CARDONA FORES, LLORENÇ	18	9	9	Mc. Roquetes
13	87	LOPEZ TRAIN, FERNANDO	16	8	8	Independiente
14	9	AGUSTI FABRO, DANIEL F.	0	0	0	Mc. Zuera

Veteranos						
Pos.	Nº	Nombre	Total puntos	R-1	R-2	Club
1	3	TELLO SALAS, RAUL	50	25	25	Esc. R.T.S.
2	25	LLUCH LIARTE, JUAN CARLOS	44	22	22	Mc. Zuera
3	66	ROYO MILAGRO, FRANCISCO	40	20	20	MOTOCUB LA ALDEA
4	18	PERALES SALVADOR, RAUL	36	18	18	T.S.R.
5	48	MATEO PEREZ, OCTAVIO JOSE	32	16	16	Lairon Mc
6	6	BUENO NAVALPOTRO, JESUS JULIAN	28	13	15	Mc. Zuera
7	12	MARZAL LAZARO, ALBERTO	26	15	11	Mc. Zuera
8	47	GIMENEZ ASCASO, ALEJANDRO	26	12	14	Correcaminos Mc.
9	50	GRACIA GIMENO, EMILIO JESUS	26	14	12	Mc. Zuera
10	72	TORRES ROMERO, PABLO	24	11	13	Mc. Zuera

Jefe de cronometraje

Orbits

Provisional

Los Comisarios Deportivos

El Director de Carrera

El Cronametrador

Definitiva

Hora:

Hora:

Hora:





CAMPEONATO DE ARAGON MOTOCROSS



Camp. Aragón MX, Zuera

Clasificado por mejor tiempo de vuelta

MX-Promesas / MX-Alevín

L. Imaz, Zuera 1,700 km

Entrenos Oficiales

09/02/2014 10:10

Clasificación (15:00 Tiempo) iniciado a 10:07:27

Pos.	Nº	Nombre	Clase	Mejor Tm	Dif. 1º	Total Tº	En V.
1	24	URAIN MARTIN, ASIER	Prom-Cad	2:25.978		15:30.223	4
2	31	OLAETA AGUIRRE, ALEXANDER	Prom-Cad	2:29.074	3.096	16:21.299	6
3	1	MENE MANERO, NICOLAS	Prom-Juv	2:30.758	4.780	15:45.852	3
4	457	PAZ JIMENEZ, MARC	Prom-Cad	2:36.685	10.707	16:59.210	4
5	74	GERRIKAETXEBARRIA ALKORTA,	Prom-Juv	2:36.693	10.715	14:35.098	3
6	23	SAEZ ZAPATA, FERMIN	Prom-Juv	2:37.269	11.291	16:31.135	6
7	5	LABENA BLASCO, ANDRES	Prom-Juv	2:38.051	12.073	16:34.830	4
8	7	TORRIJO SIESO, DIEGO	Alevín	2:41.253	15.275	16:27.690	6
9	43	PALACIN INAZ, OHIAN	Prom-Cad	2:41.265	15.287	17:18.598	4
10	71	ALBISUA FUENTES, GILEN	Alevín	2:50.061	24.083	17:19.800	2
11	99	ABELLAN GIL, EDGAR	Alevín	2:53.323	27.345	15:47.719	3
12	96	EMBID LATORRE, MANUEL	Alevín	2:54.116	28.138	15:38.683	4
13	14	PANZANO FERRER, MARCOS	Prom-Juv	2:55.070	29.092	15:44.292	4
14	39	MONTAÑES PONZ, MARCOS	Alevín	2:55.688	29.710	15:52.933	4
15	55	SANTIAGO VALLINAS, SAMUEL	Alevín	2:59.633	33.655	16:12.786	3
16	41	LARREN NEVES, MIGUEL ANGEL	Prom-Juv	3:00.309	34.331	15:43.524	3
17	22	URQUIOLA GOICOECHEA, ASIER	Alevín	3:03.792	37.814	16:22.493	5
18	11	PANZANO FERRER, SAMUEL	Alevín	3:06.298	40.320	16:41.370	3
19	92	MEDRANO RODRIGUEZ, JOEL	Alevín	3:16.858	50.880	17:25.656	5
20	3	MALLEN CICERO, ALEJANDRO	Alevín	3:28.159	1:02.181	15:54.396	4

No clasificado

NE 6 LORENTE MUÑOZ, ELIO Alevín 0

Jefe de cronometraje

Orbits

Provisional

Los Comisarios Deportivos

El Director de Carrera

El Cronametrador

Definitiva

Hora:

Hora:

Hora:





CAMPEONATO DE ARAGON MOTOCROSS



Camp. Aragón MX, Zuera

MX-Promesas / MX-Alevin

L. Imaz, Zuera 1,700 km

Entrenos Oficiales

09/02/2014 10:10

Clasificación (15:00 Tiempo) iniciado a 10:07:27

Lap	Lap Tm	Diff	Time of Day
(24) URAIN MARTIN, ASIER			
1			10:10:09.754
2	2:27.735	+1.757	10:12:37.489
3	2:26.537	+0.559	10:15:04.026
4	2:25.978		10:17:30.004
5	3:00.629	+34.651	10:20:30.633
6	2:27.257	+1.279	10:22:57.890

Lap	Lap Tm	Diff	Time of Day
(31) OLAETA AGUIRRE, ALEXANDER			
1			10:10:06.086
2	2:32.894	+3.820	10:12:38.980
3	3:15.105	+46.031	10:15:54.085
4	2:54.445	+25.371	10:18:48.530
5	2:31.362	+2.288	10:21:19.892
6	2:29.074		10:23:48.966

Lap	Lap Tm	Diff	Time of Day
(1) MENE MANERO, NICOLAS			
1			10:10:26.700
2	2:38.659	+7.901	10:13:05.359
3	2:30.758		10:15:36.117
4	2:31.951	+1.193	10:18:08.068
5	2:33.182	+2.424	10:20:41.250
6	2:32.269	+1.511	10:23:13.519

Lap	Lap Tm	Diff	Time of Day
(457) PAZ JIMENEZ, MARC			
1			10:10:46.663
2	2:38.644	+1.959	10:13:25.307
3	2:37.814	+1.129	10:16:03.121
4	2:36.685		10:18:39.806
5	2:52.729	+16.044	10:21:32.535
6	2:54.342	+17.657	10:24:26.877

Lap	Lap Tm	Diff	Time of Day
(74) GERRIKAETXEBARRIA ALKORTA, UNAI			
1			10:10:22.126
2	2:43.828	+7.135	10:13:05.954
3	2:36.693		10:15:42.647
4	2:36.721	+0.028	10:18:19.368
5	3:43.397	+1:06.704	10:22:02.765

Lap	Lap Tm	Diff	Time of Day
(23) SAEZ ZAPATA, FERMIN			
1			10:10:23.927
2	2:37.627	+0.358	10:13:01.554
3	2:40.681	+3.412	10:15:42.235
4	2:40.420	+3.151	10:18:22.655
5	2:58.878	+21.609	10:21:21.533
6	2:37.269		10:23:58.802

Lap	Lap Tm	Diff	Time of Day
(5) LABENA BLASCO, ANDRES			
1			10:10:41.261
2	2:42.033	+3.982	10:13:23.294
3	2:42.463	+4.412	10:16:05.757
4	2:38.051		10:18:43.808
5	2:38.636	+0.585	10:21:22.444
6	2:40.053	+2.002	10:24:02.497

Lap	Lap Tm	Diff	Time of Day
(7) TORRIJO SIESO, DIEGO			
1			10:10:26.384
2	2:42.514	+1.261	10:13:08.898
3	2:42.036	+0.783	10:15:50.934
4	2:41.852	+0.599	10:18:32.786
5	2:41.318	+0.065	10:21:14.104
6	2:41.253		10:23:55.357

Lap	Lap Tm	Diff	Time of Day
(43) PALACIN INAZ, OHIAN			
1			10:10:37.406

Lap	Lap Tm	Diff	Time of Day
2	2:44.946	+3.681	10:13:22.352
3	2:43.036	+1.771	10:16:05.388
4	2:41.265		10:18:46.653
5	2:46.344	+5.079	10:21:32.997
6	3:13.268	+32.003	10:24:46.265

Lap	Lap Tm	Diff	Time of Day
(71) ALBISUA FUENTES, GILEN			
1			10:10:31.276
2	2:50.061		10:13:21.337
3	2:51.219	+1.158	10:16:12.556
4	2:50.867	+0.806	10:19:03.423
5	2:52.208	+2.147	10:21:55.631
6	2:51.836	+1.775	10:24:47.467

Lap	Lap Tm	Diff	Time of Day
(99) ABELLAN GIL, EDGAR			
1			10:11:28.536
2	3:05.755	+12.432	10:14:34.291
3	2:53.323		10:17:27.614
4	2:54.249	+0.926	10:20:21.863
5	2:53.523	+0.200	10:23:15.386

Lap	Lap Tm	Diff	Time of Day
(96) EMBID LATORRE, MANUEL			
1			10:11:14.493
2	3:00.231	+6.115	10:14:14.724
3	2:56.165	+2.049	10:17:10.889
4	2:54.116		10:20:05.005
5	3:01.345	+7.229	10:23:06.350

Lap	Lap Tm	Diff	Time of Day
(14) PANZANO FERRER, MARCOS			
1			10:11:22.276
2	3:01.993	+6.923	10:14:24.269
3	2:56.362	+1.292	10:17:20.631
4	2:55.070		10:20:15.701
5	2:56.258	+1.188	10:23:11.959

Lap	Lap Tm	Diff	Time of Day
(39) MONTAÑES PONZ, MARCOS			
1			10:11:24.454
2	3:02.543	+6.855	10:14:26.997
3	2:58.306	+2.618	10:17:25.303
4	2:55.688		10:20:20.991
5	2:59.609	+3.921	10:23:20.600

Lap	Lap Tm	Diff	Time of Day
(55) SANTIAGO VALLINAS, SAMUEL			
1			10:11:27.781
2	3:12.256	+12.623	10:14:40.037
3	2:59.633		10:17:39.670
4	3:00.464	+0.831	10:20:40.134
5	3:00.319	+0.686	10:23:40.453

Lap	Lap Tm	Diff	Time of Day
(41) LARREN NEVES, MIGUEL ANGEL			
1			10:11:03.689
2	3:03.527	+3.218	10:14:07.216
3	3:00.309		10:17:07.525
4	3:02.979	+2.670	10:20:10.504
5	3:00.687	+0.378	10:23:11.191

Lap	Lap Tm	Diff	Time of Day
(22) URQUIOLA GOICOECHEA, ASIER			
1			10:11:09.335
2	3:18.806	+15.014	10:14:28.141
3	3:14.330	+10.538	10:17:42.471
4	3:03.897	+0.105	10:20:46.368
5	3:03.792		10:23:50.160

Lap	Lap Tm	Diff	Time of Day
(11) PANZANO FERRER, SAMUEL			
1			10:11:26.520
2	3:13.072	+6.774	10:14:39.592

Jefe de cronometraje

Orbits

Provisional

Los Comisarios Deportivos

El Director de Carrera

El Cronametrador

Definitiva

Hora:

Hora:

Hora:





CAMPEONATO DE ARAGON MOTOCROSS



Departamento de Educación,
Universidad, Cultura y Deporte

Camp. Aragón MX, Zuera

Clasificado por vueltas

MX-Promesas / MX-Alevín

L. Imaz, Zuera 1,700 km

Primera Manga

09/02/2014 11:55

Carrera (15:00 y 2 Vueltas) iniciado a 11:55:01

Pos.	Nº	Nombre	Vts.	Total T°	Dif.	Mejor Tm	Club	Marca
Alevín								
1	71	ALBISUA FUENTES, GILEN	9	24:56.951		2:43.064	Mc. Aiala	KTM
2	7	TORRIJO SIESO, DIEGO	8	22:16.662	1 Vuelta	2:39.774	Mc. Zuera	KTM
3	99	ABELLAN GIL, EDGAR	8	22:40.742	1 Vuelta	2:46.516	C.M. Epila	KTM
4	96	EMBED LATORRE, MANUEL	8	22:54.635	1 Vuelta	2:48.022	Esc. A Full	KTM
5	55	SANTIAGO VALLINAS, SAMUEL	8	23:45.738	1 Vuelta	2:53.383	Mc. Zuera	KTM
6	39	MONTAÑES PONZ, MARCOS	8	23:52.323	1 Vuelta	2:55.148	Mc. Bajo Aragón	KTM
7	11	PANZANO FERRER, SAMUEL	7	23:15.578	2 Vueltas	3:13.493	Mc. Zuera	KTM
8	3	MALLEN CICERO, ALEJANDRO	7	23:45.465	2 Vueltas	3:20.548	Pm. Oscense	KTM
9	6	LORENTE MUÑOZ, ELIO	7	24:23.509	2 Vueltas	3:17.834	C.M. Epila	KTM
10	92	MEDRANO RODRIGUEZ, JOEL	7	24:27.583	2 Vueltas	3:05.912	Club Motoclub Falces	KTM
11	22	URQUIOLA GOICOECHEA, ASIER	7	24:28.249	2 Vueltas	2:56.413	Independiente	KTM

Prom-Cad

1	24	URAIN MARTIN, ASIER	9	22:11.101		2:24.589	URNOBITZA KIROL K	YAMAHA
2	31	OLAETA AGUIRRE, ALEXANDER	9	22:58.709	47.608	2:29.564	Mc. Gernika Off road	YAMAHA
3	43	PALACIN INAZ, OHIAN	9	24:29.901	2:18.800	2:40.579	Mc. Zuera	KTM

No clasificado

NT	457	PAZ JIMENEZ, MARC			NT		MC 3 Turons	KTM
----	-----	-------------------	--	--	----	--	-------------	-----

Prom-Juv

1	1	MENE MANERO, NICOLAS	9	23:05.844		2:29.179	Tauste Mc.	KAWAS
2	5	LABENA BLASCO, ANDRES	9	24:10.924	1:05.080	2:35.468	Mc. Salvador	KTM
3	74	GERRIKAETXEBARRIA ALKORTA, UNAI	9	24:13.937	1:08.093	2:31.003	Mc. Gernika Off road	HUSQVA
4	23	SAEZ ZAPATA, FERMIN	9	24:25.752	1:19.908	2:39.628	Mc. Zuera	KTM
5	41	LARREN NEVES, MIGUEL ANGEL	6	22:13.244	3 Vueltas	2:56.056	Mc. Zuera	YAMAHA

No clasificado

NT	14	PANZANO FERRER, MARCOS	6	17:05.633		2:46.560	Mc. Zuera	KAWAS
----	----	------------------------	---	-----------	--	----------	-----------	-------

Margin of Victory	Avg. Speed	Best Lap Tm	Best Spd	Best Lap by
47.608	41,379	2:24.589	42,327	24 - URAIN MARTIN, ASIER

Jefe de cronometraje

Orbits

Provisional

Los Comisarios Deportivos

El Director de Carrera

El Cronametrador

Definitiva

Hora:

Hora:

Hora:





CAMPEONATO DE ARAGON MOTOCROSS



Departamento de Educación,
Universidad, Cultura y Deporte

Camp. Aragón MX, Zuera

MX-Promesas / MX-Alevin

Primera Manga

Carrera (15:00 y 2 Vueltas) iniciado a 11:55:01

L. Imaz, Zuera 1,700 km

09/02/2014 11:55

Lap	Lap Tm	Diff	Time of Day
(24) URAIN MARTIN, ASIER			
1			11:57:28.018
2	2:24.589		11:59:52.607
3	2:25.986	+1.397	12:02:18.593
4	2:26.621	+2.032	12:04:45.214
5	2:26.866	+2.277	12:07:12.080
6	2:29.212	+4.623	12:09:41.292
7	2:27.524	+2.935	12:12:08.816
8	2:31.392	+6.803	12:14:40.208
9	2:32.137	+7.548	12:17:12.345

Lap	Lap Tm	Diff	Time of Day
(31) OLAETA AGUIRRE, ALEXANDER			
1			11:57:35.202
2	2:30.300	+0.736	12:00:05.502
3	2:29.564		12:02:35.066
4	2:30.561	+0.997	12:05:05.627
5	2:30.987	+1.423	12:07:36.614
6	2:31.705	+2.141	12:10:08.319
7	2:34.810	+5.246	12:12:43.129
8	2:37.572	+8.008	12:15:20.701
9	2:39.252	+9.688	12:17:59.953

Lap	Lap Tm	Diff	Time of Day
(1) MENE MANERO, NICOLAS			
1			11:57:50.694
2	2:34.053	+4.874	12:00:24.747
3	2:31.087	+1.908	12:02:55.834
4	2:29.665	+0.486	12:05:25.499
5	2:31.500	+2.321	12:07:56.999
6	2:29.179		12:10:26.178
7	2:33.447	+4.268	12:12:59.625
8	2:34.974	+5.795	12:15:34.599
9	2:32.489	+3.310	12:18:07.088

Lap	Lap Tm	Diff	Time of Day
(5) LABENA BLASCO, ANDRES			
1			11:57:48.594
2	2:40.267	+4.799	12:00:28.861
3	2:37.991	+2.523	12:03:06.852
4	2:37.441	+1.973	12:05:44.293
5	2:40.195	+4.727	12:08:24.488
6	2:38.690	+3.222	12:11:03.178
7	2:52.918	+17.450	12:13:56.096
8	2:40.604	+5.136	12:16:36.700
9	2:35.468		12:19:12.168

Lap	Lap Tm	Diff	Time of Day
(74) GERRIKAETXEBARRIA ALKORTA, UNAI			
1			11:57:43.888
2	2:34.698	+3.695	12:00:18.586
3	2:32.673	+1.670	12:02:51.259
4	2:32.790	+1.787	12:05:24.049
5	2:32.427	+1.424	12:07:56.476
6	2:31.003		12:10:27.479
7	3:17.437	+46.434	12:13:44.916
8	2:51.508	+20.505	12:16:36.424
9	2:38.757	+7.754	12:19:15.181

Lap	Lap Tm	Diff	Time of Day
(23) SAEZ ZAPATA, FERMIN			
1			11:57:44.592
2	2:39.918	+0.290	12:00:24.510
3	2:41.731	+2.103	12:03:06.241
4	2:40.691	+1.063	12:05:46.932
5	2:46.309	+6.681	12:08:33.241
6	2:44.177	+4.549	12:11:17.418
7	2:39.628		12:13:57.046
8	2:40.687	+1.059	12:16:37.733
9	2:49.263	+9.635	12:19:26.996

Lap	Lap Tm	Diff	Time of Day
(43) PALACIN INAZ, OHIAN			
1			11:57:53.266
2	2:43.556	+2.977	12:00:36.822
3	2:40.579		12:03:17.401
4	2:42.708	+2.129	12:06:00.109
5	2:42.396	+1.817	12:08:42.505
6	2:41.941	+1.362	12:11:24.446
7	2:42.746	+2.167	12:14:07.192
8	2:41.531	+0.952	12:16:48.723
9	2:42.422	+1.843	12:19:31.145

Lap	Lap Tm	Diff	Time of Day
(71) ALBISUA FUENTES, GILEN			
1			11:57:52.554
2	2:47.360	+4.296	12:00:39.914
3	2:44.963	+1.899	12:03:24.877
4	2:45.689	+2.625	12:06:10.566
5	2:47.193	+4.129	12:08:57.759
6	2:46.038	+2.974	12:11:43.797
7	2:44.969	+1.905	12:14:28.766
8	2:43.064		12:17:11.830
9	2:46.365	+3.301	12:19:58.195

Lap	Lap Tm	Diff	Time of Day
(7) TORRIJO SIESO, DIEGO			
1			11:57:48.085
2	2:53.869	+14.095	12:00:41.954
3	2:40.936	+1.162	12:03:22.890
4	3:03.936	+24.162	12:06:26.826
5	2:46.078	+6.304	12:09:12.904
6	2:43.012	+3.238	12:11:55.916
7	2:42.216	+2.442	12:14:38.132
8	2:39.774		12:17:17.906

Lap	Lap Tm	Diff	Time of Day
(99) ABELLAN GIL, EDGAR			
1			11:58:06.048
2	2:50.539	+4.023	12:00:56.587
3	2:49.850	+3.334	12:03:46.437
4	2:47.047	+0.531	12:06:33.484
5	2:47.379	+0.863	12:09:20.863
6	2:46.516		12:12:07.379
7	2:47.132	+0.616	12:14:54.511
8	2:47.475	+0.959	12:17:41.986

Lap	Lap Tm	Diff	Time of Day
(96) EMBID LATORRE, MANUEL			
1			11:58:02.594
2	2:51.260	+3.238	12:00:53.854
3	2:53.353	+5.331	12:03:47.207
4	2:49.529	+1.507	12:06:36.736
5	2:48.022		12:09:24.758
6	2:48.942	+0.920	12:12:13.700
7	2:49.350	+1.328	12:15:03.050
8	2:52.829	+4.807	12:17:55.879

Lap	Lap Tm	Diff	Time of Day
(55) SANTIAGO VALLINAS, SAMUEL			
1			11:58:08.864
2	3:01.276	+7.893	12:01:10.140
3	2:59.086	+5.703	12:04:09.226
4	2:57.325	+3.942	12:07:06.551
5	2:57.630	+4.247	12:10:04.181
6	2:55.437	+2.054	12:12:59.618
7	2:53.383		12:15:53.001
8	2:53.981	+0.598	12:18:46.982

Lap	Lap Tm	Diff	Time of Day
(39) MONTAÑES PONZ, MARCOS			
1			11:58:09.964
2	3:01.083	+5.935	12:01:11.047

Lap	Lap Tm	Diff	Time of Day
3	2:59.464	+4.316	12:04:10.511
4	2:57.430	+2.282	12:07:07.941
5	2:59.493	+4.345	12:10:07.434
6	2:55.148		12:13:02.582
7	2:55.201	+0.053	12:15:57.783
8	2:55.784	+0.636	12:18:53.567

Lap	Lap Tm	Diff	Time of Day
(11) PANZANO FERRER, SAMUEL			
1			11:58:15.422
2	3:41.787	+28.294	12:01:57.209
3	3:13.493		12:05:10.702
4	3:15.276	+1.783	12:08:25.978
5	3:14.974	+1.481	12:11:40.952
6	3:16.241	+2.748	12:14:57.193
7	3:19.629	+6.136	12:18:16.822

Lap	Lap Tm	Diff	Time of Day
(3) MALLEN CICERO, ALEJANDRO			
1			11:58:32.294
2	3:23.418	+2.870	12:01:55.712
3	3:20.548		12:05:16.260
4	3:22.450	+1.902	12:08:38.710
5	3:22.145	+1.597	12:12:00.855
6	3:23.993	+3.445	12:15:24.848
7	3:21.861	+1.313	12:18:46.709

Lap	Lap Tm	Diff	Time of Day
(6) LORENTE MUÑOZ, ELIO			
1			11:58:48.939
2	3:20.931	+3.097	12:02:09.870
3	3:19.486	+1.652	12:05:29.356
4	3:46.689	+28.855	12:09:16.045
5	3:32.138	+14.304	12:12:48.183
6	3:17.834		12:16:06.017
7	3:18.736	+0.902	12:19:24.753

Lap	Lap Tm	Diff	Time of Day
(92) MEDRANO RODRIGUEZ, JOEL			
1			11:58:47.867
2	4:27.933	+1:22.021	12:03:15.800
3	3:23.761	+17.849	12:06:39.561
4	3:17.951	+12.039	12:09:57.512
5	3:12.481	+6.569	12:13:09.993
6	3:12.922	+7.010	12:16:22.915
7	3:05.912		12:19:28.827

Lap	Lap Tm	Diff	Time of Day
(22) URQUIOLA GOICOECHEA, ASIER			
1			11:58:11.258
2	3:01.064	+4.651	12:01:12.322
3	2:59.202	+2.789	12:04:11.524
4	2:57.413	+1.000	12:07:08.937
5	2:56.413		12:10:05.350
6	6:22.584	+3:26.171	12:16:27.934
7	3:01.559	+5.146	12:19:29.493

Lap	Lap Tm	Diff	Time of Day
(41) LARREN NEVES, MIGUEL ANGEL			
1			11:58:16.924
2	3:01.065	+5.009	12:01:17.989
3	2:56.056		12:04:14.045
4	6:28.423	+3:32.367	12:10:42.468
5	3:14.164	+18.108	12:13:56.632
6	3:17.856	+21.800	12:17:14.488

Lap	Lap Tm	Diff	Time of Day
(14) PANZANO FERRER, MARCOS			
1			11:58:04.186
2	2:50.359	+3.799	12:00:54.545
3	2:48.559	+1.999	12:03:43.104
4	2:49.142	+2.582	12:06:32.246
5	2:46.560		12:09:18.806

Jefe de cronometraje

Orbits

Provisional

Los Comisarios Deportivos

El Director de Carrera

El Cronametrador

Definitiva

Hora:

Hora:

Hora:





CAMPEONATO DE ARAGON MOTOCROSS



Camp. Aragón MX, Zuera

MX-Promesas / MX-Alevin

L. Imaz, Zuera 1,700 km

Primera Manga

09/02/2014 11:55

Carrera (15:00 y 2 Vueltas) iniciado a 11:55:01

Lap	Lap Tm	Diff	Time of Day
6	2:48.071	+1.511	12:12:06.877

Lap	Lap Tm	Diff	Time of Day
-----	--------	------	-------------

Lap	Lap Tm	Diff	Time of Day
-----	--------	------	-------------

Jefe de cronometraje

Orbits

Provisional

Los Comisarios Deportivos

El Director de Carrera

El Cronametrador

Definitiva

Hora:

Hora:

Hora:





CAMPEONATO DE ARAGON MOTOCROSS



Departamento de Educación,
Universidad, Cultura y Deporte

Camp. Aragón MX, Zuera

Clasificado por vueltas

MX-Promesas / MX-Alevín

L. Imaz, Zuera 1,700 km

Segunda Manga

09/02/2014 13:55

Carrera (15:00 y 2 Vueltas) iniciado a 13:52:42

Pos.	Nº	Nombre	Vts.	Total T°	Dif.	Mejor Tm	Club	Marca
Alevín								
1	7	TORRIJO SIESO, DIEGO	8	22:14.219		2:42.282	Mc. Zuera	KTM
2	71	ALBUSUA FUENTES, GILEN	8	22:16.666	2.447	2:42.593	Mc. Aiala	KTM
3	99	ABELLAN GIL, EDGAR	8	23:03.644	49.425	2:48.440	C.M. Epila	KTM
4	22	URQUIOLA GOICOECHEA, ASIER	7	21:20.698	1 Vuelta	2:59.753	Independiente	KTM
5	39	MONTAÑES PONZ, MARCOS	7	21:22.924	1 Vuelta	2:58.442	Mc. Bajo Aragón	KTM
6	55	SANTIAGO VALLINAS, SAMUEL	7	22:01.657	1 Vuelta	2:57.088	Mc. Zuera	KTM
7	96	EMBED LATORRE, MANUEL	7	22:03.651	1 Vuelta	2:56.262	Esc. A Full	KTM
8	11	PANZANO FERRER, SAMUEL	7	23:17.897	1 Vuelta	3:12.374	Mc. Zuera	KTM
9	92	MEDRANO RODRIGUEZ, JOEL	7	23:38.332	1 Vuelta	3:13.690	Club Motoclub Falces	KTM
10	6	LORENTE MUÑOZ, ELIO	6	21:21.951	2 Vueltas	3:28.416	C.M. Epila	KTM

No clasificado

NT	3	MALLEN CICERO, ALEJANDRO	1	3:51.705	NT		Pm. Oscense	KTM
----	---	--------------------------	---	----------	----	--	-------------	-----

Prom-Cad

1	24	URAIN MARTIN, ASIER	8	20:22.636		2:29.621	URNOBITZA KIROLO K	YAMAHA
2	31	OLAETA AGUIRRE, ALEXANDER	8	21:03.170	40.534	2:32.022	Mc. Gernika Off road	YAMAHA
3	43	PALACIN INAZ, OHIAN	8	23:02.725	2:40.089	2:45.534	Mc. Zuera	KTM

No clasificado

NT	457	PAZ JIMENEZ, MARC			NT		MC 3 Turons	KTM
----	-----	-------------------	--	--	----	--	-------------	-----

Prom-Juv

1	1	MENE MANERO, NICOLAS	8	21:10.965		2:32.848	Tauste Mc.	KAWASAKI
2	74	GERRIKAETXEBARRIA ALKORTA, UNAI	8	21:14.650	3.685	2:35.609	Mc. Gernika Off road	HUSQVANA
3	5	LABENA BLASCO, ANDRES	8	21:40.763	29.798	2:39.265	Mc. Salvador	KTM
4	23	SAEZ ZAPATA, FERMIN	8	22:48.570	1:37.605	2:45.593	Mc. Zuera	KTM
5	14	PANZANO FERRER, MARCOS	7	20:44.269	1 Vuelta	2:52.486	Mc. Zuera	KAWASAKI

No clasificado

NT	41	LARREN NEVES, MIGUEL ANGEL			NT		Mc. Zuera	YAMAHA
----	----	----------------------------	--	--	----	--	-----------	--------

Margin of Victory	Avg. Speed	Best Lap Tm	Best Spd	Best Lap by
40.534	40,045	2:29.621	40,903	24 - URAIN MARTIN, ASIER

Jefe de cronometraje

Orbits

Provisional

Los Comisarios Deportivos

El Director de Carrera

El Cronametrador

Definitiva

Hora:

Hora:

Hora:





CAMPEONATO DE ARAGON MOTOCROSS



Camp. Aragón MX, Zuera

MX-Promesas / MX-Alevin

L. Imaz, Zuera 1,700 km

Segunda Manga

09/02/2014 13:55

Carrera (15:00 y 2 Vueltas) iniciado a 13:52:42

Lap	Lap Tm	Diff	Time of Day
(24) URAIN MARTIN, ASIER			
1			13:55:15.701
2	2:29.621		13:57:45.322
3	2:30.766	+1.145	14:00:16.088
4	2:31.266	+1.645	14:02:47.354
5	2:32.381	+2.760	14:05:19.735
6	2:33.131	+3.510	14:07:52.866
7	2:34.809	+5.188	14:10:27.675
8	2:37.728	+8.107	14:13:05.403

(31) OLAETA AGUIRRE, ALEXANDER			
1			13:55:28.289
2	2:36.133	+4.111	13:58:04.422
3	2:32.022		14:00:36.444
4	2:34.851	+2.829	14:03:11.295
5	2:33.886	+1.864	14:05:45.181
6	2:36.701	+4.679	14:08:21.882
7	2:38.781	+6.759	14:11:00.663
8	2:45.274	+13.252	14:13:45.937

(1) MENE MANERO, NICOLAS			
1			13:55:40.518
2	2:35.742	+2.894	13:58:16.260
3	2:32.848		14:00:49.108
4	2:35.016	+2.168	14:03:24.124
5	2:37.174	+4.326	14:06:01.298
6	2:35.833	+2.985	14:08:37.131
7	2:38.137	+5.289	14:11:15.268
8	2:38.464	+5.616	14:13:53.732

(74) GERRIKAETXEBARRIA ALKORTA, UNAI			
1			13:55:30.429
2	2:39.902	+4.293	13:58:10.331
3	2:38.097	+2.488	14:00:48.428
4	2:37.723	+2.114	14:03:26.151
5	2:37.449	+1.840	14:06:03.600
6	2:35.609		14:08:39.209
7	2:38.671	+3.062	14:11:17.880
8	2:39.537	+3.928	14:13:57.417

(5) LABENA BLASCO, ANDRES			
1			13:55:29.674
2	2:39.265		13:58:08.939
3	2:40.577	+1.312	14:00:49.516
4	2:41.098	+1.833	14:03:30.614
5	2:42.582	+3.317	14:06:13.196
6	2:41.920	+2.655	14:08:55.116
7	2:42.303	+3.038	14:11:37.419
8	2:46.111	+6.846	14:14:23.530

(7) TORRIJO SIESO, DIEGO			
1			13:55:37.367
2	2:48.989	+6.707	13:58:26.356
3	2:45.949	+3.667	14:01:12.305
4	2:46.080	+3.798	14:03:58.385
5	2:42.282		14:06:40.667
6	2:46.400	+4.118	14:09:27.067
7	2:46.443	+4.161	14:12:13.510
8	2:43.476	+1.194	14:14:56.986

(71) ALBISUA FUENTES, GILEN			
1			13:55:35.387
2	2:49.402	+6.809	13:58:24.789
3	2:46.801	+4.208	14:01:11.590
4	2:46.129	+3.536	14:03:57.719

5	2:45.900	+3.307	14:06:43.619
6	2:47.017	+4.424	14:09:30.636
7	2:46.204	+3.611	14:12:16.840
8	2:42.593		14:14:59.433

(23) SAEZ ZAPATA, FERMIN			
1			13:55:40.132
2	3:07.177	+21.584	13:58:47.309
3	2:46.972	+1.379	14:01:34.281
4	2:45.593		14:04:19.874
5	2:48.321	+2.728	14:07:08.195
6	2:46.788	+1.195	14:09:54.983
7	2:45.847	+0.254	14:12:40.830
8	2:50.507	+4.914	14:15:31.337

(43) PALACIN INAZ, OHIAN			
1			13:55:35.570
2	3:22.730	+37.196	13:58:58.300
3	2:47.815	+2.281	14:01:46.115
4	2:47.816	+2.282	14:04:33.931
5	2:45.534		14:07:19.465
6	2:47.431	+1.897	14:10:06.896
7	2:48.663	+3.129	14:12:55.559
8	2:49.933	+4.399	14:15:45.492

(99) ABELLAN GIL, EDGAR			
1			13:55:50.214
2	2:55.187	+6.747	13:58:45.401
3	2:53.852	+5.412	14:01:39.253
4	2:50.227	+1.787	14:04:29.480
5	2:48.440		14:07:17.920
6	2:50.528	+2.088	14:10:08.448
7	2:48.763	+0.323	14:12:57.211
8	2:49.200	+0.760	14:15:46.411

(14) PANZANO FERRER, MARCOS			
1			13:55:48.974
2	2:54.859	+2.373	13:58:43.833
3	2:54.667	+2.181	14:01:38.500
4	2:52.486		14:04:30.986
5	2:56.905	+4.419	14:07:27.891
6	2:59.648	+7.162	14:10:27.539
7	2:59.497	+7.011	14:13:27.036

(22) URQUIOLA GOICOECHEA, ASIER			
1			13:55:54.794
2	3:03.308	+3.555	13:58:58.102
3	3:00.641	+0.888	14:01:58.743
4	3:02.353	+2.600	14:05:01.096
5	3:01.904	+2.151	14:08:03.000
6	2:59.753		14:11:02.753
7	3:00.712	+0.959	14:14:03.465

(39) MONTAÑES PONZ, MARCOS			
1			13:55:55.850
2	3:04.226	+5.784	13:59:00.076
3	3:02.657	+4.215	14:02:02.733
4	3:00.926	+2.484	14:05:03.659
5	3:01.812	+3.370	14:08:05.471
6	3:01.778	+3.336	14:11:07.249
7	2:58.442		14:14:05.691

(55) SANTIAGO VALLINAS, SAMUEL			
1			13:56:16.847
2	3:03.160	+6.072	13:59:20.007
3	2:59.368	+2.280	14:02:19.375

4	2:59.047	+1.959	14:05:18.422
5	2:58.451	+1.363	14:08:16.873
6	3:30.463	+33.375	14:11:47.336
7	2:57.088		14:14:44.424

(96) EMBID LATORRE, MANUEL			
1			13:55:47.867
2	2:59.803	+3.541	13:58:47.670
3	2:56.262		14:01:43.932
4	4:08.258	+1:11.996	14:05:52.190
5	2:58.137	+1.875	14:08:50.327
6	2:57.601	+1.339	14:11:47.928
7	2:58.490	+2.228	14:14:46.418

(11) PANZANO FERRER, SAMUEL			
1			13:56:13.192
2	3:12.374		13:59:25.566
3	3:17.286	+4.912	14:02:42.852
4	3:19.841	+7.467	14:06:02.693
5	3:20.066	+7.692	14:09:22.759
6	3:17.792	+5.418	14:12:40.551
7	3:20.113	+7.739	14:16:00.664

(92) MEDRANO RODRIGUEZ, JOEL			
1			13:56:32.323
2	3:24.437	+10.747	13:59:56.760
3	3:17.201	+3.511	14:03:13.961
4	3:13.690		14:06:27.651
5	3:16.792	+3.102	14:09:44.443
6	3:18.509	+4.819	14:13:02.952
7	3:18.147	+4.457	14:16:21.099

(6) LORENTE MUÑOZ, ELIO			
1			13:56:25.982
2	3:31.938	+3.522	13:59:57.920
3	3:35.095	+6.679	14:03:33.015
4	3:28.574	+0.158	14:07:01.589
5	3:34.713	+6.297	14:10:36.302
6	3:28.416		14:14:04.718

(3) MALLÉN CICERO, ALEJANDRO			
1			13:56:34.472

Jefe de cronometraje

Orbits

Provisional

Los Comisarios Deportivos

El Director de Carrera

El Cronametrador

Definitiva

Hora:

Hora:

Hora:





CAMPEONATO DE ARAGON MOTOCROSS




Departamento de Educación,
Universidad, Cultura y Deporte

Camp. Aragón MX, Zuera

MX-Promesas / MX-Alevín

L. Imaz, Zuera 1,700 km

Final Promesas / Alevín



Pos.	Nº	Nombre	Total puntos	R-1	R-2	Club
Alevín						
1	7	TORRIJO SIESO, DIEGO	47	22	25	Mc. Zuera
2	71	ALBISUA FUENTES, GILEN	47	25	22	Mc. Aiala
3	99	ABELLAN GIL, EDGAR	40	20	20	C.M. Epila
4	96	EMBED LATORRE, MANUEL	32	18	14	Esc. A Full
5	39	MONTAÑES PONZ, MARCOS	31	15	16	Mc. Bajo Aragón
6	55	SANTIAGO VALLINAS, SAMUEL	31	16	15	Mc. Zuera
7	22	URQUIOLA GOICOECHEA, ASIER	28	10	18	Independiente
8	11	PANZANO FERRER, SAMUEL	27	14	13	Mc. Zuera
9	92	MEDRANO RODRIGUEZ, JOEL	23	11	12	Club Motoclub Falces
10	6	LORENTE MUÑOZ, ELIO	23	12	11	C.M. Epila
11	3	MALLEN CICERO, ALEJANDRO	13	13	0	Pm. Oscense
Prom-Cad						
1	24	URAIN MARTIN, ASIER	50	25	25	URNOBITZA KIROL KLUBA
2	31	OLAETA AGUIRRE, ALEXANDER	44	22	22	Mc. Gernika Off road
3	43	PALACIN INAZ, OHIAN	40	20	20	Mc. Zuera
NT	457	PAZ JIMENEZ, MARC	0	0	0	MC 3 Turons
Prom-Juv						
1	1	MENE MANERO, NICOLAS	50	25	25	Tauste Mc.
2	74	GERRIKAETXEBARRIA ALKORTA, UNAI	42	20	22	Mc. Gernika Off road
3	5	LABENA BLASCO, ANDRES	42	22	20	Mc. Salvador
4	23	SAEZ ZAPATA, FERMIN	36	18	18	Mc. Zuera
5	14	PANZANO FERRER, MARCOS	16	0	16	Mc. Zuera
6	41	LARREN NEVES, MIGUEL ANGEL	16	16	0	Mc. Zuera

Jefe de cronometraje

Orbits

Provisional

Los Comisarios Deportivos

El Director de Carrera

El Cronametrador

Definitiva

Hora:

Hora:

Hora:

