

Camp. Aragón MX, 6º Memorial Gaibar-Mir

Clasificado por mejor tiempo de vuelta

MX PRO

Motorland - MX 0,000 km

Entrenos Oficiales

15/12/2013 09:30

Clasificación (15:00 Tiempo) iniciado a 9:30:16

Pos.	Nº	Nombre	Clase	Mejor Tm	Dif. 1º	Total Tº	En V.
1	16	SANZ SOLA, MARC	MX-PRO-JN	1:39.442		15:16.451	7
2	96	SERRANO GOTOR, ALEJANDRO	MX-PRO-JN	1:41.005	1.563	15:40.258	3
3	99	BERNADAUS VILLANUA, ANDRES	MX-PRO-SN	1:41.059	1.617	17:04.635	6
4	51	DE LEON MARTINEZ, GABRIEL NI	MX-PRO-SN	1:41.772	2.330	16:51.164	3
5	722	GARCIA CAÑAS, MICHEL	MX-PRO-JN	1:41.789	2.347	16:46.538	7
6	98	VALERA RODRIGUEZ, SERGIO	MX-PRO-SN	1:44.457	5.015	15:32.821	6
7	75	CABRERA SIMO, MIGUEL	MX-PRO-SN	1:45.175	5.733	16:09.013	2
8	80	BELLIDO PARDO, FERNANDO	MX-PRO-SN	1:45.364	5.922	16:54.716	5
9	7	FERNANDEZ GARCIA, CESAR	MX-PRO-SN	1:45.442	6.000	16:15.181	4
10	226	SEGU ROSA, XAVIER	MX-PRO-JN	1:48.010	8.568	15:07.387	5
11	39	LOPEZ MARTIN, YOEL	MX-PRO-SN	1:49.144	9.702	16:35.217	5
12	14	ALCOVER MAS, MIQUEL	MX-PRO-JN	1:51.592	12.150	15:21.193	4
13	35	PRADO CORRALES, SANTOS	MX-PRO-JN	1:51.598	12.156	15:10.023	5
14	26	ESPONA SANCHEZ, GONZALO	MX-PRO-JN	1:52.151	12.709	16:27.716	7
15	46	PONS SOLA, NIL	MX-PRO-JN	1:52.689	13.247	4:52.232	2
16	3	ARGUILE MARTINEZ, AUGUSTO	MX-PRO-SN	1:54.637	15.195	16:37.084	4
17	31	CAMPINS DAURELLA, PABLO	MX-PRO-JN	2:03.964	24.522	15:58.317	5
18	74	REY ALLUE, JUAN CARLOS	MX-PRO-SN				0

Jefe de cronometraje

Orbits

Provisional

Los Comisarios Deportivos

El Director de Carrera

El Cronametrador

Definitiva

Hora:

Hora:

Hora:

Camp. Aragón MX, 6º Memorial Gaibar-Mir

MX PRO

Motorland - MX 0,000 km

Entrenos Oficiales

15/12/2013 09:30

Clasificación (15:00 Tiempo) iniciado a 9:30:16

Lap	Lap Tm	Diff	Time of Day
(16) SANZ SOLA, MARC			
1	1:59.176	+19.734	9:33:49.283
2	1:48.905	+9.463	9:35:38.188
3	1:41.940	+2.498	9:37:20.128
4	3:13.002	+1:33.560	9:40:33.130
5	1:40.128	+0.686	9:42:13.258
6	1:40.552	+1.110	9:43:53.810
7	1:39.442		9:45:33.252

Lap	Lap Tm	Diff	Time of Day
(96) SERRANO GOTOR, ALEJANDRO			
1	1:53.347	+12.342	9:35:18.214
2	1:54.123	+13.118	9:37:12.337
3	1:41.005		9:38:53.342
4	7:03.717	+5:22.712	9:45:57.059

Lap	Lap Tm	Diff	Time of Day
(99) BERNADAUS VILLANUA, ANDRES			
1	1:54.814	+13.755	9:33:42.018
2	2:28.568	+47.509	9:36:10.586
3	1:50.165	+9.106	9:38:00.751
4	1:44.941	+3.882	9:39:45.692
5	3:04.594	+1:23.535	9:42:50.286
6	1:41.059		9:44:31.345
7	2:50.091	+1:09.032	9:47:21.436

Lap	Lap Tm	Diff	Time of Day
(51) DE LEON MARTINEZ, GABRIEL NICOLAS			
1	1:49.967	+8.195	9:32:07.633
2	1:41.953	+0.181	9:33:49.586
3	1:41.772		9:35:31.358
4	2:15.379	+33.607	9:37:46.737
5	1:43.040	+1.268	9:39:29.777
6	2:03.246	+21.474	9:41:33.023
7	1:43.573	+1.801	9:43:16.596
8	1:59.696	+17.924	9:45:16.292
9	1:51.673	+9.901	9:47:07.965

Lap	Lap Tm	Diff	Time of Day
(722) GARCIA CAÑAS, MICHEL			
1	1:45.610	+3.821	9:32:04.759
2	2:09.816	+28.027	9:34:14.575
3	1:43.214	+1.425	9:35:57.789
4	2:13.339	+31.550	9:38:11.128
5	1:41.922	+0.133	9:39:53.050
6	2:11.537	+29.748	9:42:04.587
7	1:41.789		9:43:46.376
8	3:16.963	+1:35.174	9:47:03.339

Lap	Lap Tm	Diff	Time of Day
(98) VALERA RODRIGUEZ, SERGIO			
1	2:57.018	+1:12.561	9:34:56.400
2	1:50.534	+6.077	9:36:46.934
3	1:49.676	+5.219	9:38:36.610
4	1:44.898	+0.441	9:40:21.508
5	1:59.167	+14.710	9:42:20.675
6	1:44.457		9:44:05.132
7	1:44.490	+0.033	9:45:49.622

Lap	Lap Tm	Diff	Time of Day
(75) CABRERA SIMO, MIGUEL			
1	1:56.694	+11.519	9:32:22.318
2	1:45.175		9:34:07.493
3	2:09.668	+24.493	9:36:17.161
4	1:45.836	+0.661	9:38:02.997
5	2:15.539	+30.364	9:40:18.536
6	2:10.290	+25.115	9:42:28.826
7	1:46.379	+1.204	9:44:15.205
8	2:10.609	+25.434	9:46:25.814

Lap	Lap Tm	Diff	Time of Day
(80) BELLIDO PARDO, FERNANDO			

Lap	Lap Tm	Diff	Time of Day
1	1:59.765	+14.401	9:34:32.267
2	1:52.957	+7.593	9:36:25.224
3	1:51.075	+5.711	9:38:16.299
4	1:49.148	+3.784	9:40:05.447
5	1:45.364		9:41:50.811
6	3:22.783	+1:37.419	9:45:13.594
7	1:57.923	+12.559	9:47:11.517

Lap	Lap Tm	Diff	Time of Day
(7) FERNANDEZ GARCIA, CESAR			
1	2:09.006	+23.564	9:39:24.700
2	1:48.086	+2.644	9:41:12.786
3	1:47.217	+1.775	9:43:00.003
4	1:45.442		9:44:45.445
5	1:46.537	+1.095	9:46:31.982

Lap	Lap Tm	Diff	Time of Day
(226) SEGU ROSA, XAVIER			
1	2:07.652	+19.642	9:34:37.187
2	2:04.016	+16.006	9:36:41.203
3	4:54.782	+3:06.772	9:41:35.985
4	2:00.193	+12.183	9:43:36.178
5	1:48.010		9:45:24.188

Lap	Lap Tm	Diff	Time of Day
(39) LOPEZ MARTIN, YOEL			
1	2:02.644	+13.500	9:35:19.694
2	1:59.693	+10.549	9:37:19.387
3	2:59.707	+1:10.563	9:40:19.094
4	4:43.780	+2:54.636	9:45:02.874
5	1:49.144		9:46:52.018

Lap	Lap Tm	Diff	Time of Day
(14) ALCOVER MAS, MIQUEL			
1	2:02.817	+11.225	9:33:22.974
2	2:35.742	+44.150	9:35:58.716
3	1:54.160	+2.568	9:37:52.876
4	1:51.592		9:39:44.468
5	1:52.714	+1.122	9:41:37.182
6	4:00.812	+2:09.220	9:45:37.994

Lap	Lap Tm	Diff	Time of Day
(35) PRADO CORRALES, SANTOS			
1	2:08.614	+17.016	9:35:02.902
2	1:57.735	+6.137	9:37:00.637
3	1:57.685	+6.087	9:38:58.322
4	2:42.285	+50.687	9:41:40.607
5	1:51.598		9:43:32.205
6	1:54.619	+3.021	9:45:26.824

Lap	Lap Tm	Diff	Time of Day
(26) ESPONA SANCHEZ, GONZALO			
1	2:04.824	+12.673	9:33:26.674
2	2:29.691	+37.540	9:35:56.365
3	1:54.229	+2.078	9:37:50.594
4	1:52.590	+0.439	9:39:43.184
5	3:12.987	+1:20.836	9:42:56.171
6	1:56.195	+4.044	9:44:52.366
7	1:52.151		9:46:44.517

Lap	Lap Tm	Diff	Time of Day
(46) PONS SOLA, NIL			
1	1:57.519	+4.830	9:33:16.344
2	1:52.689		9:35:09.033

Lap	Lap Tm	Diff	Time of Day
(3) ARGUILE MARTINEZ, AUGUSTO			
1	2:05.675	+11.038	9:35:15.197
2	1:59.722	+5.085	9:37:14.919
3	1:56.348	+1.711	9:39:11.267
4	1:54.637		9:41:05.904
5	1:56.969	+2.332	9:43:02.873
6	1:54.844	+0.207	9:44:57.717
7	1:56.168	+1.531	9:46:53.885

Lap	Lap Tm	Diff	Time of Day
(31) CAMPINS DAURELLA, PABLO			
1	2:12.005	+8.041	9:32:42.520
2	2:07.838	+3.874	9:34:50.358
3	2:13.924	+9.960	9:37:04.282
4	2:49.341	+45.377	9:39:53.623
5	2:03.964		9:41:57.587
6	2:06.894	+2.930	9:44:04.481
7	2:10.637	+6.673	9:46:15.118

Jefe de cronometraje

Provisional Los Comisarios Deportivos

Definitiva

El Director de Carrera

El Cronametrador

Hora: Hora: Hora:

Orbits

Camp. Aragón MX, 6º Memorial Gaibar-Mir

Clasificado por vueltas

MX PRO

Motorland - MX 0,000 km

Primera Manga

15/12/2013 11:00

Carrera (25:00 y 2 Vueltas) iniciado a 10:58:56

Pos.	Nº	Nombre	Vts.	Total Tº	Dif.	Mejor Tm	Club
1	16	SANZ SOLA, MARC	18	29:43.424		1:35.159	
2	98	VALERA RODRIGUEZ, SERGIO	18	30:22.765	39.341	1:36.617	Mc. Villa de Utrillas
3	96	SERRANO GOTOR, ALEJANDRO	18	30:38.066	54.642	1:36.511	C.M. Epila
4	99	BERNADAUS VILLANUA, ANDRES	18	30:51.887	1:08.463	1:39.796	C.M. Epila
5	51	DE LEON MARTINEZ, GABRIEL NICOLAS	18	30:57.034	1:13.610	1:38.504	MC Gata
6	80	BELLIDO PARDO, FERNANDO	18	31:22.665	1:39.241	1:41.805	Tauste Mc.
7	7	FERNANDEZ GARCIA, CESAR	17	30:15.562	1 Vuelta	1:42.582	Sinesponsor Racing
8	39	LOPEZ MARTIN, YOEL	17	30:40.836	1 Vuelta	1:44.084	Mc. Villa de Utrillas
9	722	GARCIA CAÑAS, MICHEL	17	30:41.370	1 Vuelta	1:42.663	Mc. Villa de Utrillas
10	35	PRADO CORRALES, SANTOS	17	31:15.062	1 Vuelta	1:45.569	Mc. Monegros
11	3	ARGUILE MARTINEZ, AUGUSTO	17	31:19.366	1 Vuelta	1:47.338	Sinesponsor Racing
12	26	ESPONA SANCHEZ, GONZALO	16	29:59.678	2 Vueltas	1:49.107	Mc. Polea SX
13	14	ALCOVER MAS, MIQUEL	16	30:00.393	2 Vueltas	1:49.549	
14	75	CABRERA SIMO, MIGUEL	16	30:07.469	2 Vueltas	1:46.822	Ctat. Albaida
15	226	SEGU ROSA, XAVIER	16	30:12.196	2 Vueltas	1:47.639	Mc Francolí
16	31	CAMPINS DAURELLA, PABLO	15	29:58.444	3 Vueltas	1:54.194	

No clasificado (75% = 14 Vueltas)

NE 46 PONS SOLA, NIL NE Mc. Segre

Margin of Victory	Avg. Speed	Best Lap Tm	Best Spd	Best Lap by
39.341	-	1:35.159	-	16 - SANZ SOLA, MARC

Jefe de cronometraje

Orbits

Provisional

Los Comisarios Deportivos

El Director de Carrera

El Cronametrador

Definitiva

Hora:

Hora:

Hora:

Camp. Aragón MX, 6º Memorial Gaibar-Mir

Clasificado por vueltas

MX PRO

Motorland - MX 0,000 km

Primera Manga

15/12/2013 11:00

Carrera (25:00 y 2 Vueltas) iniciado a 10:58:56

Pos.	Nº	Nombre	Vts.	Total Tº	Dif.	Mejor Tm	Club
MX-PRO-JN							
1	16	SANZ SOLA, MARC	18	29:43.424		1:35.159	
2	96	SERRANO GOTOR, ALEJANDRO	18	30:38.066	54.642	1:36.511	C.M. Epila
3	722	GARCIA CAÑAS, MICHEL	17	30:41.370	1 Vuelta	1:42.663	Mc. Villa de Utrillas
4	35	PRADO CORRALES, SANTOS	17	31:15.062	1 Vuelta	1:45.569	Mc. Monegros
5	26	ESPONA SANCHEZ, GONZALO	16	29:59.678	2 Vueltas	1:49.107	Mc. Polea SX
6	14	ALCOVER MAS, MIQUEL	16	30:00.393	2 Vueltas	1:49.549	
7	226	SEGU ROSA, XAVIER	16	30:12.196	2 Vueltas	1:47.639	Mc Francolí
8	31	CAMPINS DAURELLA, PABLO	15	29:58.444	3 Vueltas	1:54.194	

No clasificado (75% = 14 Vueltas)

NE 46 PONS SOLA, NIL NE Mc. Segre

MX-PRO-SN							
1	98	VALERA RODRIGUEZ, SERGIO	18	30:22.765		1:36.617	Mc. Villa de Utrillas
2	99	BERNADAUS VILLANUA, ANDRES	18	30:51.887	29.122	1:39.796	C.M. Epila
3	51	DE LEON MARTINEZ, GABRIEL NICOLAS	18	30:57.034	34.269	1:38.504	MC Gata
4	80	BELLIDO PARDO, FERNANDO	18	31:22.665	59.900	1:41.805	Tauste Mc.
5	7	FERNANDEZ GARCIA, CESAR	17	30:15.562	1 Vuelta	1:42.582	Sinesponsor Racing
6	39	LOPEZ MARTIN, YOEL	17	30:40.836	1 Vuelta	1:44.084	Mc. Villa de Utrillas
7	3	ARGUILE MARTINEZ, AUGUSTO	17	31:19.366	1 Vuelta	1:47.338	Sinesponsor Racing
8	75	CABRERA SIMO, MIGUEL	16	30:07.469	2 Vueltas	1:46.822	Ctat. Albaida

Margin of Victory	Avg. Speed	Best Lap Tm	Best Spd	Best Lap by
39.341	-	1:35.159	-	16 - SANZ SOLA, MARC

Jefe de cronometraje			Orbits
<input type="checkbox"/> Provisional	Los Comisarios Deportivos	El Director de Carrera	El Cronametrador
<input type="checkbox"/> Definitiva	Hora:	Hora:	Hora:

Camp. Aragón MX, 6º Memorial Gaibar-Mir

MX PRO

Motorland - MX 0,000 km

Primera Manga

15/12/2013 11:00

Carrera (25:00 y 2 Vueltas) iniciado a 10:58:56



Lap	Lap Tm	Diff	Time of Day
(16) SANZ SOLA, MARC			
1	1:40.382	+5.223	11:00:41.181
2	1:38.015	+2.856	11:02:19.196
3	1:37.440	+2.281	11:03:56.636
4	1:38.245	+3.086	11:05:34.881
5	1:35.159		11:07:10.040
6	1:35.642	+0.483	11:08:45.682
7	1:36.199	+1.040	11:10:21.881
8	1:39.126	+3.967	11:12:01.007
9	1:39.468	+4.309	11:13:40.475
10	1:39.870	+4.711	11:15:20.345
11	1:39.350	+4.191	11:16:59.695
12	1:38.996	+3.837	11:18:38.691
13	1:41.402	+6.243	11:20:20.093
14	1:39.381	+4.222	11:21:59.474
15	1:41.567	+6.408	11:23:41.041
16	1:38.588	+3.429	11:25:19.629
17	1:40.779	+5.620	11:27:00.408
18	1:39.738	+4.579	11:28:40.146

(98) VALERA RODRIGUEZ, SERGIO			
1	1:36.617		11:00:37.005
2	1:38.676	+2.059	11:02:15.681
3	1:39.262	+2.645	11:03:54.943
4	1:38.997	+2.380	11:05:33.940
5	1:41.083	+4.466	11:07:15.023
6	1:39.954	+3.337	11:08:54.977
7	1:41.088	+4.471	11:10:36.065
8	1:40.689	+4.072	11:12:16.754
9	1:40.671	+4.054	11:13:57.425
10	1:43.468	+6.851	11:15:40.893
11	1:41.623	+5.006	11:17:22.516
12	1:41.980	+5.363	11:19:04.496
13	1:42.437	+5.820	11:20:46.933
14	1:40.928	+4.311	11:22:27.861
15	1:41.697	+5.080	11:24:09.558
16	1:41.913	+5.296	11:25:51.471
17	1:43.182	+6.565	11:27:34.653
18	1:44.834	+8.217	11:29:19.487

(96) SERRANO GOTOR, ALEJANDRO			
1	1:39.551	+3.040	11:00:40.245
2	1:38.241	+1.730	11:02:18.486
3	1:37.454	+0.943	11:03:55.940
4	1:38.436	+1.925	11:05:34.376
5	1:36.511		11:07:10.887
6	1:39.155	+2.644	11:08:50.042
7	1:42.425	+5.914	11:10:32.467
8	1:42.085	+5.574	11:12:14.552
9	1:41.593	+5.082	11:13:56.145
10	1:43.944	+7.433	11:15:40.089
11	1:41.315	+4.804	11:17:21.404
12	1:42.316	+5.805	11:19:03.720
13	1:41.685	+5.174	11:20:45.405
14	1:45.260	+8.749	11:22:30.665
15	1:41.495	+4.984	11:24:12.160
16	1:46.723	+10.212	11:25:58.883
17	1:48.869	+12.358	11:27:47.752
18	1:47.036	+10.525	11:29:34.788

(99) BERNADAUS VILLANUA, ANDRES			
1	1:46.125	+6.329	11:00:47.128
2	1:41.516	+1.720	11:02:28.644
3	1:41.121	+1.325	11:04:09.765
4	1:41.543	+1.747	11:05:51.308

5	1:40.354	+0.558	11:07:31.662
6	1:42.703	+2.907	11:09:14.365
7	1:40.961	+1.165	11:10:55.326
8	1:44.257	+4.461	11:12:39.583
9	1:40.375	+0.579	11:14:19.958
10	1:40.312	+0.516	11:16:00.270
11	1:42.070	+2.274	11:17:42.340
12	1:44.048	+4.252	11:19:26.388
13	1:44.749	+4.953	11:21:11.137
14	1:42.426	+2.630	11:22:53.563
15	1:43.390	+3.594	11:24:36.953
16	1:43.733	+3.937	11:26:20.686
17	1:39.796		11:28:00.482
18	1:48.127	+8.331	11:29:48.609

(51) DE LEON MARTINEZ, GABRIEL NICOLAS			
1	1:38.504		11:00:39.017
2	1:39.092	+0.588	11:02:18.109
3	1:42.021	+3.517	11:04:00.130
4	1:41.350	+2.846	11:05:41.480
5	1:41.679	+3.175	11:07:23.159
6	1:40.989	+2.485	11:09:04.148
7	1:42.134	+3.630	11:10:46.282
8	1:43.009	+4.505	11:12:29.291
9	1:42.846	+4.342	11:14:12.137
10	1:42.693	+4.189	11:15:54.830
11	1:45.925	+7.421	11:17:40.755
12	1:45.330	+6.826	11:19:26.085
13	1:43.422	+4.918	11:21:09.507
14	1:43.742	+5.238	11:22:53.249
15	1:43.597	+5.093	11:24:36.846
16	1:43.486	+4.982	11:26:20.332
17	1:46.150	+7.646	11:28:06.482
18	1:47.274	+8.770	11:29:53.756

(80) BELLIDO PARDO, FERNANDO			
1	1:43.395	+1.590	11:00:44.124
2	1:41.840	+0.035	11:02:25.964
3	1:42.752	+0.947	11:04:08.716
4	1:42.236	+0.431	11:05:50.952
5	1:43.849	+2.044	11:07:34.801
6	1:42.118	+0.313	11:09:16.919
7	1:41.805		11:10:58.724
8	1:44.170	+2.365	11:12:42.894
9	1:42.614	+0.809	11:14:25.508
10	1:44.495	+2.690	11:16:10.003
11	1:45.516	+3.711	11:17:55.519
12	1:45.346	+3.541	11:19:40.865
13	1:47.317	+5.512	11:21:28.182
14	1:46.121	+4.316	11:23:14.303
15	1:47.440	+5.635	11:25:01.743
16	1:45.221	+3.416	11:26:46.964
17	1:46.386	+4.581	11:28:33.350
18	1:46.037	+4.232	11:30:19.387

(7) FERNANDEZ GARCIA, CESAR			
1	1:44.367	+1.785	11:00:45.214
2	1:42.582		11:02:27.796
3	1:46.427	+3.845	11:04:14.223
4	1:46.074	+3.492	11:06:00.297
5	1:45.277	+2.695	11:07:45.574
6	1:46.120	+3.538	11:09:31.694
7	1:46.194	+3.612	11:11:17.888
8	1:44.032	+1.450	11:13:01.920
9	1:45.026	+2.444	11:14:46.946
10	1:47.043	+4.461	11:16:33.989

11	1:46.841	+4.259	11:18:20.830
12	1:49.668	+7.086	11:20:10.498
13	1:45.839	+3.257	11:21:56.337
14	1:48.413	+5.831	11:23:44.750
15	1:47.670	+5.088	11:25:32.420
16	1:48.568	+5.986	11:27:20.988
17	1:51.296	+8.714	11:29:12.284

(39) LOPEZ MARTIN, YOEL			
1	1:47.578	+3.494	11:00:48.440
2	1:45.587	+1.503	11:02:34.027
3	1:44.084		11:04:18.111
4	1:46.746	+2.662	11:06:04.857
5	1:45.688	+1.604	11:07:50.545
6	1:45.635	+1.551	11:09:36.180
7	1:46.185	+2.101	11:11:22.365
8	1:46.328	+2.244	11:13:08.693
9	1:46.439	+2.355	11:14:55.132
10	1:47.600	+3.516	11:16:42.732
11	1:47.886	+3.802	11:18:30.618
12	1:50.525	+6.441	11:20:21.143
13	1:47.739	+3.655	11:22:08.882
14	1:47.783	+3.699	11:23:56.665
15	2:08.441	+24.357	11:26:05.106
16	1:46.177	+2.093	11:27:51.283
17	1:46.275	+2.191	11:29:37.558

(72) GARCIA CAÑAS, MICHEL			
1	1:48.756	+6.093	11:00:50.057
2	1:45.481	+2.818	11:02:35.538
3	1:43.607	+0.944	11:04:19.145
4	1:44.531	+1.868	11:06:03.676
5	1:43.458	+0.795	11:07:47.134
6	1:42.663		11:09:29.797
7	1:46.242	+3.579	11:11:16.039
8	1:44.022	+1.359	11:13:00.061
9	1:43.005	+0.342	11:14:43.066
10	1:43.732	+1.069	11:16:26.798
11	1:43.562	+0.899	11:18:10.360
12	2:27.597	+44.934	11:20:37.957
13	1:43.576	+10.913	11:22:31.533
14	1:49.481	+6.818	11:24:21.014
15	1:49.513	+6.850	11:26:10.527
16	1:44.124	+1.461	11:27:54.651
17	1:43.441	+0.778	11:29:38.092

(35) PRADO CORRALES, SANTOS			
1	1:51.818	+6.249	11:00:53.319
2	1:48.844	+3.275	11:02:42.163
3	1:45.569		11:04:27.732
4	1:48.520	+2.951	11:06:16.252
5	1:47.734	+2.165	11:08:03.986
6	1:50.304	+4.735	11:09:54.290
7	1:51.207	+5.638	11:11:45.497
8	1:48.983	+3.414	11:13:34.480
9	1:48.706	+3.137	11:15:23.186
10	1:47.801	+2.232	11:17:10.987
11	1:49.725	+4.156	11:19:00.712
12	1:52.587	+7.018	11:20:53.299
13	1:51.985	+6.416	11:22:45.284
14	1:54.156	+8.587	11:24:39.440
15	1:50.018	+4.449	11:26:29.458
16	1:50.271	+4.702	11:28:19.729
17	1:52.055	+6.486	11:30:11.784

(3) ARGUILLE MARTINEZ, AUGUSTO			
---------------------------------------	--	--	--

Jefe de cronometraje

Provisional Los Comisarios Deportivos
 Definitiva Hora:

El Director de Carrera
 Hora:

El Cronometrador
 Hora:

Camp. Aragón MX, 6º Memorial Gaibar-Mir

MX PRO

Motorland - MX 0,000 km

Primera Manga

15/12/2013 11:00

Carrera (25:00 y 2 Vueltas) iniciado a 10:58:56

Lap	Lap Tm	Diff	Time of Day
1	1:48.671	+1.333	11:00:49.531
2	1:47.338		11:02:36.869
3	1:47.832	+0.494	11:04:24.701
4	1:49.088	+1.750	11:06:13.789
5	1:49.499	+2.161	11:08:03.288
6	1:50.371	+3.033	11:09:53.659
7	1:51.346	+4.008	11:11:45.005
8	1:50.940	+3.602	11:13:35.945
9	1:49.648	+2.310	11:15:25.593
10	1:50.278	+2.940	11:17:15.871
11	1:52.829	+5.491	11:19:08.700
12	1:52.077	+4.739	11:21:00.777
13	1:51.038	+3.700	11:22:51.815
14	1:52.169	+4.831	11:24:43.984
15	1:52.430	+5.092	11:26:36.414
16	1:49.972	+2.634	11:28:26.386
17	1:49.702	+2.364	11:30:16.088

(26) ESPONA SANCHEZ, GONZALO

1	1:50.817	+1.710	11:00:52.394
2	1:49.107		11:02:41.501
3	1:49.270	+0.163	11:04:30.771
4	1:50.449	+1.342	11:06:21.220
5	1:50.844	+1.737	11:08:12.064
6	1:53.569	+4.462	11:10:05.633
7	1:53.296	+4.189	11:11:58.929
8	1:54.608	+5.501	11:13:53.537
9	1:53.447	+4.340	11:15:46.984
10	1:54.856	+5.749	11:17:41.840
11	1:52.033	+2.926	11:19:33.873
12	1:52.962	+3.855	11:21:26.835
13	1:53.522	+4.415	11:23:20.357
14	1:52.671	+3.564	11:25:13.028
15	1:51.944	+2.837	11:27:04.972
16	1:51.428	+2.321	11:28:56.400

(14) ALCOVER MAS, MIQUEL

1	1:52.135	+2.586	11:00:53.850
2	1:49.549		11:02:43.399
3	1:49.668	+0.119	11:04:33.067
4	1:50.139	+0.590	11:06:23.206
5	1:52.798	+3.249	11:08:16.004
6	1:50.769	+1.220	11:10:06.773
7	1:53.077	+3.528	11:11:59.850
8	1:54.113	+4.564	11:13:53.963
9	1:54.205	+4.656	11:15:48.168
10	1:54.814	+5.265	11:17:42.982
11	1:56.551	+7.002	11:19:39.533
12	1:53.570	+4.021	11:21:33.103
13	1:51.793	+2.244	11:23:24.896
14	1:49.740	+0.191	11:25:14.636
15	1:50.884	+1.335	11:27:05.520
16	1:51.595	+2.046	11:28:57.115

(75) CABRERA SIMO, MIGUEL

1	1:46.822		11:00:47.597
2	1:47.573	+0.751	11:02:35.170
3	1:50.419	+3.597	11:04:25.589
4	1:49.833	+3.011	11:06:15.422
5	1:54.378	+7.556	11:08:09.800
6	1:52.638	+5.816	11:10:02.438
7	1:54.113	+7.291	11:11:56.551
8	1:53.111	+6.289	11:13:49.662
9	1:55.482	+8.660	11:15:45.144
10	1:55.043	+8.221	11:17:40.187
11	1:54.771	+7.949	11:19:34.958

Lap	Lap Tm	Diff	Time of Day
12	1:52.894	+6.072	11:21:27.852
13	1:53.094	+6.272	11:23:20.946
14	1:54.683	+7.861	11:25:15.629
15	1:53.461	+6.639	11:27:09.090
16	1:55.101	+8.279	11:29:04.191

(226) SEGU ROSA, XAVIER

1	1:49.345	+1.706	11:00:50.470
2	1:48.245	+0.606	11:02:38.715
3	1:47.639		11:04:26.354
4	1:50.571	+2.932	11:06:16.925
5	1:48.057	+0.418	11:08:04.982
6	2:04.486	+16.847	11:10:09.468
7	1:50.883	+3.244	11:12:00.351
8	1:53.870	+6.231	11:13:54.221
9	1:52.882	+5.243	11:15:47.103
10	1:51.077	+3.438	11:17:38.180
11	1:50.350	+2.711	11:19:28.530
12	2:12.824	+25.185	11:21:41.354
13	1:52.599	+4.960	11:23:33.953
14	1:51.102	+3.463	11:25:25.055
15	1:50.308	+2.669	11:27:15.363
16	1:53.555	+5.916	11:29:08.918

(31) CAMPINS DAURELLA, PABLO

1	1:55.191	+0.997	11:00:57.292
2	1:54.194		11:02:51.486
3	1:54.446	+0.252	11:04:45.932
4	2:00.357	+6.163	11:06:46.289
5	1:57.994	+3.800	11:08:44.283
6	2:01.249	+7.055	11:10:45.532
7	2:03.254	+9.060	11:12:48.786
8	2:05.884	+11.690	11:14:54.670
9	2:02.455	+8.261	11:16:57.125
10	2:01.406	+7.212	11:18:58.531
11	2:01.409	+7.215	11:20:59.940
12	2:02.292	+8.098	11:23:02.232
13	1:58.557	+4.363	11:25:00.789
14	1:58.745	+4.551	11:26:59.534
15	1:55.632	+1.438	11:28:55.166

Jefe de cronometraje

Orbits

Provisional

Los Comisarios Deportivos

El Director de Carrera

El Cronametrador

Definitiva

Hora:

Hora:

Hora:

Camp. Aragón MX, 6º Memorial Gaibar-Mir

Clasificado por vueltas

MX PRO

Motorland - MX 0,000 km

Segunda Manga

15/12/2013 12:50

Carrera (25:00 y 2 Vueltas) iniciado a 12:49:51

Pos.	Nº	Nombre	Vts.	Total Tº	Dif.	Mejor Tm	Club
1	96	SERRANO GOTOR, ALEJANDRO	17	29:02.166		1:37.945	C.M. Epila
2	98	VALERA RODRIGUEZ, SERGIO	17	29:33.780	31.614	1:40.120	Mc. Villa de Utrillas
3	51	DE LEON MARTINEZ, GABRIEL NICOLAS	17	29:41.768	39.602	1:39.399	MC Gata
4	7	FERNANDEZ GARCIA, CESAR	17	29:45.313	43.147	1:42.065	Sinesponsor Racing
5	722	GARCIA CAÑAS, MICHEL	17	29:50.408	48.242	1:43.212	Mc. Villa de Utrillas
6	80	BELLIDO PARDO, FERNANDO	17	30:10.490	1:08.324	1:43.545	Tauste Mc.
7	39	LOPEZ MARTIN, YOEL	17	30:28.525	1:26.359	1:43.493	Mc. Villa de Utrillas
8	3	ARGUILE MARTINEZ, AUGUSTO	16	29:27.189	1 Vuelta	1:48.825	Sinesponsor Racing
9	35	PRADO CORRALES, SANTOS	16	29:53.723	1 Vuelta	1:47.230	Mc. Monegros
10	226	SEGU ROSA, XAVIER	16	30:12.651	1 Vuelta	1:48.667	Mc Francolí
11	14	ALCOVER MAS, MIQUEL	16	30:38.220	1 Vuelta	1:49.192	
12	31	CAMPINS DAURELLA, PABLO	15	30:06.706	2 Vueltas	1:50.338	

No clasificado (75% = 13 Vueltas)

NT	99	BERNADAUS VILLANUA, ANDRES	6	10:11.732	NT	1:40.417	C.M. Epila
NT	16	SANS SOLA, MARC	5	8:19.693	NT	1:37.302	
NT	26	ESPONA SANCHEZ, GONZALO	5	9:24.378	NT	1:51.580	Mc. Polea SX
NE	46	PONS SOLA, NIL			NE		Mc. Segre
NE	75	CABRERA SIMO, MIGUEL			NE		Ctat. Albaida

Margin of Victory	Avg. Speed	Best Lap Tm	Best Spd	Best Lap by
31.614	-	1:37.945	-	96 - SERRANO GOTOR, ALEJANDRO

Jefe de cronometraje

Orbits

Provisional

Los Comisarios Deportivos

El Director de Carrera

El Cronametrador

Definitiva

Hora:

Hora:

Hora:

Camp. Aragón MX, 6º Memorial Gaibar-Mir

Clasificado por vueltas

MX PRO

Motorland - MX 0,000 km

Segunda Manga

15/12/2013 12:50

Carrera (25:00 y 2 Vueltas) iniciado a 12:49:51

Pos.	Nº	Nombre	Vts.	Total Tº	Dif.	Mejor Tm	Club
------	----	--------	------	----------	------	----------	------

MX-PRO-JN

1	96	SERRANO GOTOR, ALEJANDRO	17	29:02.166		1:37.945	C.M. Epila
2	722	GARCIA CAÑAS, MICHEL	17	29:50.408	48.242	1:43.212	Mc. Villa de Utrillas
3	35	PRADO CORRALES, SANTOS	16	29:53.723	1 Vuelta	1:47.230	Mc. Monegros
4	226	SEGU ROSA, XAVIER	16	30:12.651	1 Vuelta	1:48.667	Mc Francolí
5	14	ALCOVER MAS, MIQUEL	16	30:38.220	1 Vuelta	1:49.192	
6	31	CAMPINS DAURELLA, PABLO	15	30:06.706	2 Vueltas	1:50.338	

No clasificado (75% = 13 Vueltas)

NT	16	SANS SOLA, MARC	5	8:19.693	NT	1:37.302	
NT	26	ESPONA SANCHEZ, GONZALO	5	9:24.378	NT	1:51.580	Mc. Polea SX
NE	46	PONS SOLA, NIL			NE		Mc. Segre

MX-PRO-SN

1	98	VALERA RODRIGUEZ, SERGIO	17	29:33.780		1:40.120	Mc. Villa de Utrillas
2	51	DE LEON MARTINEZ, GABRIEL NICOLAS	17	29:41.768	7.988	1:39.399	MC Gata
3	7	FERNANDEZ GARCIA, CESAR	17	29:45.313	11.533	1:42.065	Sinesponsor Racing
4	80	BELLIDO PARDO, FERNANDO	17	30:10.490	36.710	1:43.545	Tauste Mc.
5	39	LOPEZ MARTIN, YOEL	17	30:28.525	54.745	1:43.493	Mc. Villa de Utrillas
6	3	ARGUILE MARTINEZ, AUGUSTO	16	29:27.189	1 Vuelta	1:48.825	Sinesponsor Racing

No clasificado (75% = 13 Vueltas)

NT	99	BERNADAUS VILLANUA, ANDRES	6	10:11.732	NT	1:40.417	C.M. Epila
NE	75	CABRERA SIMO, MIGUEL			NE		Ctat. Albaida

Margin of Victory	Avg. Speed	Best Lap Tm	Best Spd	Best Lap by
31.614	-	1:37.945	-	96 - SERRANO GOTOR, ALEJANDRO

Jefe de cronometraje

<input type="checkbox"/> Provisional	Los Comisarios Deportivos	El Director de Carrera	El Cronametrador
<input type="checkbox"/> Definitiva	Hora:	Hora:	Hora:

Orbits

Camp. Aragón MX, 6º Memorial Gaibar-Mir

MX PRO

Motorland - MX 0,000 km

Segunda Manga

15/12/2013 12:50

Carrera (25:00 y 2 Vueltas) iniciado a 12:49:51

Lap	Lap Tm	Diff	Time of Day
(96) SERRANO GOTOR, ALEJANDRO			
1	1:41.217	+3.272	12:51:36.939
2	1:37.945		12:53:14.884
3	1:38.289	+0.344	12:54:53.173
4	1:38.448	+0.503	12:56:31.621
5	1:38.804	+0.859	12:58:10.425
6	1:38.472	+0.527	12:59:48.897
7	1:42.123	+4.178	13:01:31.020
8	1:42.407	+4.462	13:03:13.427
9	1:43.897	+5.952	13:04:57.324
10	1:43.420	+5.475	13:06:40.744
11	1:43.633	+5.688	13:08:24.377
12	1:41.987	+4.042	13:10:06.364
13	1:44.028	+6.083	13:11:50.392
14	1:44.176	+6.231	13:13:34.568
15	1:44.334	+6.389	13:15:18.902
16	1:46.209	+8.264	13:17:05.111
17	1:48.155	+10.210	13:18:53.266

Lap	Lap Tm	Diff	Time of Day
(98) VALERA RODRIGUEZ, SERGIO			
1	1:55.692	+15.572	12:51:50.974
2	1:40.525	+0.405	12:53:31.499
3	1:40.713	+0.593	12:55:12.212
4	1:40.120		12:56:52.332
5	1:40.295	+0.175	12:58:32.627
6	2:02.958	+22.838	13:00:35.585
7	1:41.859	+1.739	13:02:17.444
8	1:43.872	+3.752	13:04:01.316
9	1:43.230	+3.110	13:05:44.546
10	1:43.740	+3.620	13:07:28.286
11	1:41.847	+1.727	13:09:10.133
12	1:42.435	+2.315	13:10:52.568
13	1:41.346	+1.226	13:12:33.914
14	1:42.408	+2.288	13:14:16.322
15	1:42.566	+2.446	13:15:58.888
16	1:41.912	+1.792	13:17:40.800
17	1:44.080	+3.960	13:19:24.880

Lap	Lap Tm	Diff	Time of Day
(51) DE LEON MARTINEZ, GABRIEL NICOLAS			
1	1:39.399		12:51:34.840
2	1:40.087	+0.688	12:53:14.927
3	1:42.005	+2.606	12:54:56.932
4	1:41.417	+2.018	12:56:38.349
5	1:41.436	+2.037	12:58:19.785
6	1:42.423	+3.024	13:00:02.208
7	1:44.255	+4.856	13:01:46.463
8	1:44.243	+4.844	13:03:30.706
9	1:45.238	+5.839	13:05:15.944
10	1:44.804	+5.405	13:07:00.748
11	1:45.601	+6.202	13:08:46.349
12	1:46.437	+7.038	13:10:32.786
13	1:45.717	+6.318	13:12:18.503
14	1:44.339	+4.940	13:14:02.842
15	1:46.220	+6.821	13:15:49.062
16	1:46.203	+6.804	13:17:35.265
17	1:57.603	+18.204	13:19:32.868

Lap	Lap Tm	Diff	Time of Day
(7) FERNANDEZ GARCIA, CESAR			
1	1:47.403	+5.338	12:51:43.145
2	1:44.218	+2.153	12:53:27.363
3	1:44.589	+2.524	12:55:11.952
4	1:45.750	+3.685	12:56:57.702
5	1:44.303	+2.238	12:58:42.005
6	1:46.015	+3.950	13:00:28.020
7	1:46.157	+4.092	13:02:14.177

Lap	Lap Tm	Diff	Time of Day
8	1:47.919	+5.854	13:04:02.096
9	1:46.359	+4.294	13:05:48.455
10	1:44.735	+2.670	13:07:33.190
11	1:42.375	+0.310	13:09:15.565
12	1:42.065		13:10:57.630
13	1:42.248	+0.183	13:12:39.878
14	1:43.910	+1.845	13:14:23.788
15	1:43.751	+1.686	13:16:07.539
16	1:43.477	+1.412	13:17:51.016
17	1:45.397	+3.332	13:19:36.413

Lap	Lap Tm	Diff	Time of Day
(722) GARCIA CAÑAS, MICHEL			
1	1:46.113	+2.901	12:51:42.144
2	1:44.624	+1.412	12:53:26.768
3	1:44.811	+1.599	12:55:11.579
4	1:45.346	+2.134	12:56:56.925
5	1:44.699	+1.487	12:58:41.624
6	1:45.234	+2.022	13:00:26.858
7	1:46.392	+3.180	13:02:13.250
8	1:44.242	+1.030	13:03:57.492
9	1:45.745	+2.533	13:05:43.237
10	1:45.859	+2.647	13:07:29.096
11	1:43.242	+0.030	13:09:12.338
12	1:43.212		13:10:55.550
13	1:43.704	+0.492	13:12:39.254
14	1:46.196	+2.984	13:14:25.450
15	1:44.937	+1.725	13:16:10.387
16	1:44.918	+1.706	13:17:55.305
17	1:46.203	+2.991	13:19:41.508

Lap	Lap Tm	Diff	Time of Day
(80) BELLIDO PARDO, FERNANDO			
1	1:45.119	+1.574	12:51:40.555
2	1:43.545		12:53:24.100
3	1:43.666	+0.121	12:55:07.766
4	1:44.739	+1.194	12:56:52.505
5	1:45.002	+1.457	12:58:37.507
6	1:44.514	+0.969	13:00:22.021
7	1:47.395	+3.850	13:02:09.416
8	1:46.056	+2.511	13:03:55.472
9	1:46.958	+3.413	13:05:42.430
10	1:50.146	+6.601	13:07:32.576
11	1:49.730	+6.185	13:09:22.306
12	1:46.858	+3.313	13:11:09.164
13	1:46.070	+2.525	13:12:55.234
14	1:46.502	+2.957	13:14:41.736
15	1:46.214	+2.669	13:16:27.950
16	1:45.661	+2.116	13:18:13.611
17	1:47.979	+4.434	13:20:01.590

Lap	Lap Tm	Diff	Time of Day
(39) LOPEZ MARTIN, YOEL			
1	1:45.907	+2.414	12:51:41.551
2	1:43.493		12:53:25.044
3	1:44.690	+1.197	12:55:09.734
4	1:45.888	+2.395	12:56:55.622
5	1:44.735	+1.242	12:58:40.357
6	1:45.183	+1.690	13:00:25.540
7	1:46.886	+3.393	13:02:12.426
8	1:48.219	+4.726	13:04:00.645
9	1:47.438	+3.945	13:05:48.083
10	1:49.514	+6.021	13:07:37.597
11	1:47.529	+4.036	13:09:25.126
12	1:48.021	+4.528	13:11:13.147
13	1:47.970	+4.477	13:13:01.117
14	1:48.896	+5.403	13:14:50.013
15	1:50.760	+7.267	13:16:40.773
16	1:48.375	+4.882	13:18:29.148

Lap	Lap Tm	Diff	Time of Day
(3) ARGUILLE MARTINEZ, AUGUSTO			
1	1:50.338	+1.513	12:51:45.778
2	1:48.825		12:53:34.603
3	1:49.044	+0.219	12:55:23.647
4	1:49.835	+1.010	12:57:13.482
5	1:50.095	+1.270	12:59:03.577
6	1:51.191	+2.366	13:00:54.768
7	1:51.279	+2.454	13:02:46.047
8	1:50.549	+1.724	13:04:36.596
9	1:49.070	+0.245	13:06:25.666
10	1:50.025	+1.200	13:08:15.691
11	1:49.652	+0.827	13:10:05.343
12	1:50.619	+1.794	13:11:55.962
13	1:51.111	+2.286	13:13:47.073
14	1:49.295	+0.470	13:15:36.368
15	1:50.445	+1.620	13:17:26.813
16	1:51.476	+2.651	13:19:18.289

Lap	Lap Tm	Diff	Time of Day
(35) PRADO CORRALES, SANTOS			
1	1:52.178	+4.948	12:51:48.332
2	1:47.230		12:53:35.562
3	1:48.826	+1.596	12:55:24.388
4	1:47.456	+0.226	12:57:11.844
5	1:49.805	+2.575	12:59:01.649
6	1:51.356	+4.126	13:00:53.005
7	1:50.743	+3.513	13:02:43.748
8	1:50.497	+3.267	13:04:34.245
9	1:50.240	+3.010	13:06:24.485
10	1:50.530	+3.300	13:08:15.015
11	1:54.952	+7.722	13:10:09.967
12	1:52.422	+5.192	13:12:02.389
13	1:53.510	+6.280	13:13:55.899
14	1:56.323	+9.093	13:15:52.222
15	1:54.836	+7.606	13:17:47.058
16	1:57.765	+10.535	13:19:44.823

Lap	Lap Tm	Diff	Time of Day
(226) SEGU ROSA, XAVIER			
1	1:54.223	+5.556	12:51:50.066
2	1:49.603	+0.936	12:53:39.669
3	1:48.667		12:55:28.336
4	1:50.124	+1.457	12:57:18.460
5	2:04.344	+15.677	12:59:22.804
6	1:51.752	+3.085	13:01:14.556
7	1:50.146	+1.479	13:03:04.702
8	1:50.380	+1.713	13:04:55.082
9	1:55.251	+6.584	13:06:50.333
10	1:53.431	+4.764	13:08:43.764
11	1:54.214	+5.547	13:10:37.978
12	1:53.454	+4.787	13:12:31.432
13	1:53.551	+4.884	13:14:24.983
14	1:52.588	+3.921	13:16:17.571
15	1:52.147	+3.480	13:18:09.718
16	1:54.033	+5.366	13:20:03.751

Lap	Lap Tm	Diff	Time of Day
(14) ALCOVER MAS, MIQUEL			
1	1:53.367	+4.175	12:51:49.580
2	1:51.113	+1.921	12:53:40.693
3	1:51.431	+2.239	12:55:32.124
4	1:49.192		12:57:21.316
5	1:53.147	+3.955	12:59:14.463
6	1:51.799	+2.607	13:01:06.262
7	2:16.490	+27.298	13:03:22.752
8	1:54.541	+5.349	13:05:17.293
9	1:53.666	+4.474	13:07:10.959

Jefe de cronometraje

Orbits

Provisional

Los Comisarios Deportivos

El Director de Carrera

El Cronametrador

Definitiva

Hora:

Hora:


Hora:

Camp. Aragón MX, 6º Memorial Gaibar-Mir

MX PRO

Motorland - MX 0,000 km

Final MX Pro



Pos.	Nº	Nombre	Total puntos	R-1	R-2	Club
MX-PRO-JN						
1	96	SERRANO GOTOR, ALEJANDRO	47	22	25	C.M. Epila
2	722	GARCIA CAÑAS, MICHEL	42	20	22	Mc. Villa de Utrillas
3	35	PRADO CORRALES, SANTOS	38	18	20	Mc. Monegros
4	226	SEGU ROSA, XAVIER	32	14	18	Mc Francolí
5	14	ALCOVER MAS, MIQUEL	31	15	16	
6	31	CAMPINS DAURELLA, PABLO	28	13	15	
7	16	SANZ SOLA, MARC	25	25	0	
8	26	ESPONA SANCHEZ, GONZALO	16	16	0	Mc. Polea SX
NE	46	PONS SOLA, NIL	0	0	0	Mc. Segre
MX-PRO-SN						
1	98	VALERA RODRIGUEZ, SERGIO	50	25	25	Mc. Villa de Utrillas
2	51	DE LEON MARTINEZ, GABRIEL NICOLAS	42	20	22	MC Gata
3	7	FERNANDEZ GARCIA, CESAR	36	16	20	Sinesponsor Racing
4	80	BELLIDO PARDO, FERNANDO	36	18	18	Tauste Mc.
5	39	LOPEZ MARTIN, YOEL	31	15	16	Mc. Villa de Utrillas
6	3	ARGUILE MARTINEZ, AUGUSTO	29	14	15	Sinesponsor Racing
7	99	BERNADAUS VILLANUA, ANDRES	22	22	0	C.M. Epila
8	75	CABRERA SIMO, MIGUEL	13	13	0	Ctat. Albaida

Jefe de cronometraje

Orbits

Provisional

Los Comisarios Deportivos

El Director de Carrera

El Cronametrador

Definitiva

Hora:

Hora:

Hora:

Camp. Aragón MX, 6º Memorial Gaibar-Mir

Clasificado por mejor tiempo de vuelta

MX 3 / MX 150 / Veterano

Motorland - MX 0,000 km

Entrenos Oficiales

15/12/2013 10:30

Clasificación (15:00 Tiempo) iniciado a 10:28:33

Pos.	Nº	Nombre	Clase	Mejor Tm	Dif. 1º	Total Tº	En V.
1	104	ROMAN ROMAN, HECTOR	MX-3	1:39.269		16:26.784	4
2	30	TELLO LAHOZ, LUIS	MX-3	1:44.031	4.762	15:58.053	4
3	47	BADIELLA POCA, PAU	MX-3	1:44.129	4.860	16:09.606	7
4	23	MUÑOZ DE LA PEÑA VICENTE, JL	MX-150	1:44.419	5.150	16:42.775	4
5	224	ARMENGOL OLIVA, JORGE	MX-150	1:44.596	5.327	14:39.595	3
6	74	REY ALLUE, JUAN CARLOS	Veteranos	1:44.657	5.388	15:18.431	6
7	85	MASCARILLA GUIU, GUILLEM	MX-150	1:45.179	5.910	16:06.248	4
8	222	HERRERO CATALAN, JESUS	Veteranos	1:45.902	6.633	15:32.644	7
9	144	CUARTERO SANCHO, JOSE LUIS	MX-3	1:46.477	7.208	15:51.629	2
10	9	ROMERO LACUEVA, JAVIER	Veteranos	1:46.922	7.653	15:22.902	8
11	5	BARBERAN PINA, JESUS	MX-3	1:47.282	8.013	16:49.540	6
12	19	MENE MANERO, LUIS	MX-150	1:49.008	9.739	17:28.386	6
13	93	TARRADAS BULTO, PATRICIO	MX-3	1:49.409	10.140	15:12.940	6
14	83	BADENAS JUAREZ, RAFAEL MIGU	MX-3	1:49.617	10.348	16:30.644	5
15	25	LLUCH LIARTE, JUAN CARLOS	Veteranos	1:49.744	10.475	16:01.007	6
16	57	MUNERA LORIENTE, SERGIO	MX-150	1:50.043	10.774	16:34.841	4
17	13	GAYA MIRO, JAUME	MX-3	1:50.206	10.937	16:21.045	4
18	111	ESPALLARGAS GIL, JESUS	MX-3	1:50.386	11.117	15:04.621	5
19	41	TORRERO RIERA, JORGE	MX-3	1:51.674	12.405	15:57.637	7
20	191	SANCHEZ MARTIN, RUBEN	MX-3	1:52.863	13.594	16:00.579	5
21	40	CASINO VELA, JOSE IGNACIO	MX-3	1:53.381	14.112	16:44.119	6
22	81	CASADO GARCIA, LUIS	MX-3	1:55.324	16.055	16:46.182	6
23	18	GARIN VERA, ADRIAN	MX-150	1:55.440	16.171	16:06.093	4
24	91	TORRES ROMERO, JESUS	MX-3	1:57.258	17.989	16:42.073	8
25	28	MUGUERZA GUIRAL, JAVIER	MX-3	1:57.376	18.107	17:08.366	3
26	4	GIMENO PONZ, DAVID	MX-3	1:57.787	18.518	15:15.183	6
27	139	SANCHEZ MARTIN, HECTOR	MX-3	1:58.500	19.231	16:14.812	6
28	6	BUENO NAVALPOTRO, JESUS JUL	Veteranos	2:00.418	21.149	16:58.734	3
29	39	CANELA DIEZ, ABEL	MX-3	2:00.743	21.474	16:56.067	8
30	11	BERNADAUS VILLANUA, ANDRES	MX-150				0

Jefe de cronometraje

Orbits

Provisional

Los Comisarios Deportivos

El Director de Carrera

El Cronametrador

Definitiva

Hora:

Hora:

Hora:

Camp. Aragón MX, 6º Memorial Gaibar-Mir

MX 3 / MX 150 / Veterano

Motorland - MX 0,000 km

Entrenos Oficiales

15/12/2013 10:30

Clasificación (15:00 Tiempo) iniciado a 10:28:33

Lap	Lap Tm	Diff	Time of Day
(104) ROMAN ROMAN, HECTOR			
1			10:30:38.026
2	1:57.284	+18.015	10:32:35.310
3	1:52.264	+12.995	10:34:27.574
4	1:39.269		10:36:06.843
5	1:42.140	+2.871	10:37:48.983
6	3:19.281	+1:40.012	10:41:08.264
7	1:42.401	+3.132	10:42:50.665
8	2:10.020	+30.751	10:45:00.685

Lap	Lap Tm	Diff	Time of Day
(30) TELLO LAHOZ, LUIS			
1			10:31:13.363
2	1:50.845	+6.814	10:33:04.208
3	1:49.405	+5.374	10:34:53.613
4	1:44.031		10:36:37.644
5	4:24.102	+2:40.071	10:41:01.746
6	1:44.732	+0.701	10:42:46.478
7	1:45.476	+1.445	10:44:31.954

Lap	Lap Tm	Diff	Time of Day
(47) BADIELLA POCA, PAU			
1			10:30:48.826
2	1:51.131	+7.002	10:32:39.957
3	1:50.785	+6.656	10:34:30.742
4	1:53.781	+9.652	10:36:24.523
5	1:50.284	+6.155	10:38:14.807
6	1:45.741	+1.612	10:40:00.548
7	1:44.429		10:41:44.677
8	2:58.830	+1:14.701	10:44:43.507

Lap	Lap Tm	Diff	Time of Day
(23) MUÑOZ DE LA PEÑA VICENTE, JUAN			
1			10:30:33.008
2	1:45.185	+0.766	10:32:18.193
3	1:44.658	+0.239	10:34:02.851
4	1:44.419		10:35:47.270
5	1:52.415	+7.996	10:37:39.685
6	7:36.991	+5:52.572	10:45:16.676

Lap	Lap Tm	Diff	Time of Day
(224) ARMENGOL OLIVA, JORGE			
1			10:37:55.267
2	1:48.544	+3.948	10:39:43.811
3	1:44.596		10:41:28.407
4	1:45.089	+0.493	10:43:13.496

Lap	Lap Tm	Diff	Time of Day
(74) REY ALLUE, JUAN CARLOS			
1			10:32:57.871
2	1:57.413	+12.756	10:34:55.284
3	1:48.565	+3.908	10:36:43.849
4	1:49.805	+5.148	10:38:33.654
5	1:47.201	+2.544	10:40:20.855
6	1:44.657		10:42:05.512
7	1:46.820	+2.163	10:43:52.332

Lap	Lap Tm	Diff	Time of Day
(85) MASCARILLA GUIU, GUILLEM			
1			10:30:46.044
2	1:47.612	+2.433	10:32:33.656
3	1:47.297	+2.118	10:34:20.953
4	1:45.179		10:36:06.132
5	2:01.790	+16.611	10:38:07.922
6	4:43.289	+2:58.110	10:42:51.211
7	1:48.938	+3.759	10:44:40.149

Lap	Lap Tm	Diff	Time of Day
(222) HERRERO CATALAN, JESUS			
1			10:30:59.389
2	1:48.727	+2.825	10:32:48.116
3	2:25.746	+39.844	10:35:13.862

Lap	Lap Tm	Diff	Time of Day
4	1:48.405	+2.503	10:37:02.267
5	3:07.296	+1:21.394	10:40:09.563
6	2:11.080	+25.178	10:42:20.643
7	1:45.902		10:44:06.545

Lap	Lap Tm	Diff	Time of Day
(144) CUARTERO SANCHO, JOSE LUIS			
1			10:30:36.674
2	1:46.477		10:32:23.151
3	2:05.779	+19.302	10:34:28.930
4	1:46.509	+0.032	10:36:15.439
5	2:13.699	+27.222	10:38:29.138
6	2:02.039	+15.562	10:40:31.177
7	2:00.762	+14.285	10:42:31.939
8	1:53.591	+7.114	10:44:25.530

Lap	Lap Tm	Diff	Time of Day
(9) ROMERO LACUEVA, JAVIER			
1			10:30:56.850
2	1:47.261	+0.339	10:32:44.111
3	1:56.615	+9.693	10:34:40.726
4	1:49.012	+2.090	10:36:29.738
5	1:56.384	+9.462	10:38:26.122
6	1:47.503	+0.581	10:40:13.625
7	1:56.256	+9.334	10:42:09.881
8	1:46.922		10:43:56.803

Lap	Lap Tm	Diff	Time of Day
(5) BARBERAN PINA, JESUS			
1			10:31:01.977
2	1:52.074	+4.792	10:32:54.051
3	2:14.635	+27.353	10:35:08.686
4	1:51.545	+4.263	10:37:00.231
5	2:09.126	+21.844	10:39:09.357
6	1:47.282		10:40:56.639
7	2:11.131	+23.849	10:43:07.770
8	2:15.671	+28.389	10:45:23.441

Lap	Lap Tm	Diff	Time of Day
(19) MENE MANERO, LUIS			
1			10:31:08.921
2	1:56.655	+7.647	10:33:05.576
3	1:58.741	+9.733	10:35:04.317
4	2:21.518	+32.510	10:37:25.835
5	2:25.422	+36.414	10:39:51.257
6	1:49.008		10:41:40.265
7	1:51.522	+2.514	10:43:31.787
8	2:30.500	+41.492	10:46:02.287

Lap	Lap Tm	Diff	Time of Day
(93) TARRADAS BULTO, PATRICIO			
1			10:31:20.406
2	1:56.506	+7.097	10:33:16.912
3	1:53.040	+3.631	10:35:09.952
4	1:51.169	+1.760	10:37:01.121
5	1:51.036	+1.627	10:38:52.157
6	1:49.409		10:40:41.566
7	3:05.275	+1:15.866	10:43:46.841

Lap	Lap Tm	Diff	Time of Day
(83) BADENAS JUAREZ, RAFAEL MIGUEL			
1			10:31:04.832
2	2:03.165	+13.548	10:33:07.997
3	1:57.336	+7.719	10:35:05.333
4	1:50.092	+0.475	10:36:55.425
5	1:49.617		10:38:45.042
6	2:29.433	+39.816	10:41:14.475
7	1:57.515	+7.898	10:43:11.990
8	1:52.555	+2.938	10:45:04.545

Lap	Lap Tm	Diff	Time of Day
(25) LLUCH LIARTE, JUAN CARLOS			
1			10:31:09.383

Lap	Lap Tm	Diff	Time of Day
2	1:59.705	+9.961	10:33:09.088
3	1:57.242	+7.498	10:35:06.330
4	1:51.508	+1.764	10:36:57.838
5	1:51.826	+2.082	10:38:49.664
6	1:49.744		10:40:39.408
7	1:50.248	+0.504	10:42:29.656
8	2:05.252	+15.508	10:44:34.908

Lap	Lap Tm	Diff	Time of Day
(57) MUNERA LORIENTE, SERGIO			
1			10:30:55.667
2	1:56.421	+6.378	10:32:52.088
3	1:51.703	+1.660	10:34:43.791
4	1:50.043		10:36:33.834
5	1:50.282	+0.239	10:38:24.116
6	6:44.626	+4:54.583	10:45:08.742

Lap	Lap Tm	Diff	Time of Day
(13) GAYA MIRO, JAUME			
1			10:31:08.265
2	2:06.303	+16.097	10:33:14.568
3	5:33.394	+3:43.188	10:38:47.962
4	1:50.206		10:40:38.168
5	1:53.000	+2.794	10:42:31.168
6	2:23.778	+33.572	10:44:54.946

Lap	Lap Tm	Diff	Time of Day
(111) ESPALLARGAS GIL, JESUS			
1			10:30:44.876
2	2:32.680	+42.294	10:33:17.556
3	2:14.182	+23.796	10:35:31.738
4	1:51.281	+0.895	10:37:23.019
5	1:50.386		10:39:13.405
6	1:51.189	+0.803	10:41:04.594
7	2:33.928	+43.542	10:43:38.522

Lap	Lap Tm	Diff	Time of Day
(41) TORRERO RIERA, JORGE			
1			10:31:14.877
2	1:54.932	+3.258	10:33:09.809
3	1:57.207	+5.533	10:35:07.016
4	1:52.526	+0.852	10:36:59.542
5	1:53.415	+1.741	10:38:52.957
6	1:53.405	+1.731	10:40:46.362
7	1:51.674		10:42:38.036
8	1:53.502	+1.828	10:44:31.538

Lap	Lap Tm	Diff	Time of Day
(191) SANCHEZ MARTIN, RUBEN			
1			10:31:03.685
2	2:00.306	+7.443	10:33:03.991
3	1:58.375	+5.512	10:35:02.366
4	1:56.471	+3.608	10:36:58.837
5	1:52.863		10:38:51.700
6	1:54.097	+1.234	10:40:45.797
7	1:54.318	+1.455	10:42:40.115
8	1:54.365	+1.502	10:44:34.480

Lap	Lap Tm	Diff	Time of Day
(40) CASINO VELA, JOSE IGNACIO			
1			10:31:11.871
2	2:03.641	+10.260	10:33:15.512
3	2:02.070	+8.689	10:35:17.582
4	1:58.655	+5.274	10:37:16.237
5	2:18.984	+25.603	10:39:35.221
6	1:53.381		10:41:28.602
7	1:55.319	+1.938	10:43:23.921
8	1:54.099	+0.718	10:45:18.020

Lap	Lap Tm	Diff	Time of Day
(81) CASADO GARCIA, LUIS			
1			10:31:17.590
2	2:11.962	+16.638	10:33:29.552

Camp. Aragón MX, 6º Memorial Gaibar-Mir

MX 3 / MX 150 / Veterano

Motorland - MX 0,000 km

Entrenos Oficiales

15/12/2013 10:30

Clasificación (15:00 Tiempo) iniciado a 10:28:33

Lap	Lap Tm	Diff	Time of Day
3	1:57.386	+2.062	10:35:26.938
4	1:57.817	+2.493	10:37:24.755
5	3:45.577	+1:50.253	10:41:10.332
6	1:55.324		10:43:05.656
7	2:14.427	+19.103	10:45:20.083

(18) GARIN VERA, ADRIAN

1			10:30:45.155
2	1:57.460	+2.020	10:32:42.615
3	1:55.523	+0.083	10:34:38.138
4	1:55.440		10:36:33.578
5	2:03.391	+7.951	10:38:36.969
6	1:55.563	+0.123	10:40:32.532
7	2:03.483	+8.043	10:42:36.015
8	2:03.979	+8.539	10:44:39.994

(91) TORRES ROMERO, JESUS

1			10:31:21.896
2	1:59.439	+2.181	10:33:21.335
3	1:59.896	+2.638	10:35:21.231
4	1:59.608	+2.350	10:37:20.839
5	2:02.093	+4.835	10:39:22.932
6	1:57.674	+0.416	10:41:20.606
7	1:58.110	+0.852	10:43:18.716
8	1:57.258		10:45:15.974

(28) MUGUERZA GUIRAL, JAVIER

1			10:31:07.384
2	2:03.482	+6.106	10:33:10.866
3	1:57.376		10:35:08.242
4	2:06.310	+8.934	10:37:14.552
5	2:06.355	+8.979	10:39:20.907
6	1:58.683	+1.307	10:41:19.590
7	2:08.549	+11.173	10:43:28.139
8	2:14.128	+16.752	10:45:42.267

(4) GIMENO PONZ, DAVID

1			10:31:19.091
2	2:00.777	+2.990	10:33:19.868
3	2:03.451	+5.664	10:35:23.319
4	1:59.065	+1.278	10:37:22.384
5	2:02.446	+4.659	10:39:24.830
6	1:57.787		10:41:22.617
7	2:26.467	+28.680	10:43:49.084

(139) SANCHEZ MARTIN, HECTOR

1			10:31:39.629
2	2:04.006	+5.506	10:33:43.635
3	2:24.313	+25.813	10:36:07.948
4	4:41.599	+2:43.099	10:40:49.547
5	2:00.666	+2.166	10:42:50.213
6	1:58.500		10:44:48.713

(6) BUENO NAVALPOTRO, JESUS JULIAN

1			10:31:16.452
2	2:02.329	+1.911	10:33:18.781
3	2:00.418		10:35:19.199
4	2:01.009	+0.591	10:37:20.208
5	2:03.657	+3.239	10:39:23.865
6	2:04.413	+3.995	10:41:28.278
7	2:01.923	+1.505	10:43:30.201
8	2:02.434	+2.016	10:45:32.635

(39) CANELA DIEZ, ABEL

1			10:31:10.028
2	2:03.554	+2.811	10:33:13.582

Lap	Lap Tm	Diff	Time of Day
3	2:02.966	+2.223	10:35:16.548
4	2:02.686	+1.943	10:37:19.234
5	2:03.092	+2.349	10:39:22.326
6	2:02.121	+1.378	10:41:24.447
7	2:04.778	+4.035	10:43:29.225
8	2:00.743		10:45:29.968

Lap	Lap Tm	Diff	Time of Day
-----	--------	------	-------------

Jefe de cronometraje

Orbits

Provisional

Los Comisarios Deportivos

El Director de Carrera

El Cronametrador

Definitiva

Hora:

Hora:

Hora:

Camp. Aragón MX, 6º Memorial Gaibar-Mir

Clasificado por vueltas

MX 3 / MX 150 / Veterano

Motorland - MX 0,000 km

Primera Manga

15/12/2013 12:20

Carrera (20:00 y 2 Vueltas) iniciado a 12:16:20

Pos.	Nº	Nombre	Vts.	Total Tº	Dif.	Mejor Tm	Club
1	104	ROMAN ROMAN, HECTOR	14	24:45.404		1:42.376	C.M. Epila
2	74	REY ALLUE, JUAN CARLOS	14	25:07.884	22.480	1:43.800	Sinesponsor Racing
3	144	CUARTERO SANCHO, JOSE LUIS	14	25:08.054	22.650	1:44.872	C.M. Epila
4	85	MASCARILLA GUIU, GUILLEM	14	25:11.356	25.952	1:44.957	Mc. Segre
5	224	ARMENGOL OLIVA, JORGE	14	25:12.911	27.507	1:45.614	Mc. Bajo Aragón
6	30	TELLO LAHOZ, LUIS	14	25:14.021	28.617	1:44.652	Mc. Bajo Aragón
7	47	BADIELLA POCA, PAU	14	25:20.673	35.269	1:44.701	Mc. Polea SX
8	93	TARRADAS BULTO, PATRICIO	14	25:44.910	59.506	1:46.333	Mc. Polea SX
9	111	ESPALLARGAS GIL, JESUS	14	25:47.871	1:02.467	1:48.342	Mc. Bajo Aragón
10	222	HERRERO CATALAN, JESUS	14	25:48.696	1:03.292	1:48.900	C.M. Alcañiz
11	23	MUÑOZ DE LA PEÑA VICENTE, JUAN	14	25:58.951	1:13.547	1:47.474	Sinesponsor Racing
12	25	LLUCH LIARTE, JUAN CARLOS	14	26:03.494	1:18.090	1:48.557	Mc. Zuera
13	9	ROMERO LACUEVA, JAVIER	14	26:09.382	1:23.978	1:48.065	Mc. Bajo Aragón
14	57	MUNERA LORIENTE, SERGIO	14	26:13.330	1:27.926	1:49.825	Pm. Oscense
15	41	TORRERO RIERA, JORGE	14	26:19.886	1:34.482	1:51.165	A. D. Aragon Sport
16	83	BADENAS JUAREZ, RAFAEL MIGUEL	14	26:27.646	1:42.242	1:50.176	Ctat. Albaida
17	5	BARBERAN PINA, JESUS	14	26:32.910	1:47.506	1:49.147	C.M. Alcañiz
18	40	CASINO VELA, JOSE IGNACIO	14	26:33.614	1:48.210	1:50.862	Enduraid Org.
19	28	MUGUERZA GUIRAL, JAVIER	13	25:10.712	1 Vuelta	1:50.555	Mc. Monegros
20	191	SANCHEZ MARTIN, RUBEN	13	25:12.839	1 Vuelta	1:53.071	Mc. Villa de Utrillas
21	13	GAYA MIRO, JAUME	13	25:17.573	1 Vuelta	1:53.736	Mc. Segre
22	18	GARIN VERA, ADRIAN	13	25:27.907	1 Vuelta	1:50.154	Mc. Bajo Aragón
23	91	TORRES ROMERO, JESUS	13	25:36.057	1 Vuelta	1:54.973	Mc. Zuera
24	19	MENE MANERO, LUIS	13	25:52.474	1 Vuelta	1:50.576	Tauste Mc.
25	81	CASADO GARCIA, LUIS	13	25:56.628	1 Vuelta	1:55.522	A.D.M. La Almunia
26	4	GIMENO PONZ, DAVID	13	26:07.532	1 Vuelta	1:55.374	Mc. Bajo Aragón
27	39	CANELA DIEZ, ABEL	13	26:22.412	1 Vuelta	1:58.251	A.D.M. La Almunia
28	6	BUENO NAVALPOTRO, JESUS JULIAN	13	26:24.680	1 Vuelta	1:58.827	Mc. Zuera

No clasificado (75% = 11 Vueltas)

NT	139	SANCHEZ MARTIN, HECTOR		5.498	NT		Mc. Villa de Utrillas
NE	11	BERNADAUS VILLANUA, ANDRES			NE		

Margin of Victory	Avg. Speed	Best Lap Tm	Best Spd	Best Lap by
22.480	-	1:42.376	-	104 - ROMAN ROMAN, HECTOR

Jefe de cronometraje

Orbits

<input type="checkbox"/> Provisional	Los Comisarios Deportivos	El Director de Carrera	El Cronametrador
<input type="checkbox"/> Definitiva	Hora:	Hora:	Hora:

Camp. Aragón MX, 6º Memorial Gaibar-Mir

Clasificado por vueltas

MX 3 / MX 150 / Veterano

Motorland - MX 0,000 km

Primera Manga

15/12/2013 12:20

Carrera (20:00 y 2 Vueltas) iniciado a 12:16:20

Pos.	Nº	Nombre	Vts.	Total Tº	Dif.	Mejor Tm	Club
MX-150							
1	85	MASCARILLA GUIU, GUILLEM	14	25:11.356		1:44.957	Mc. Segre
2	23	MUÑOZ DE LA PEÑA VICENTE, JUAN	14	25:58.951	47.595	1:47.474	Sinesponsor Racing
3	57	MUNERA LORIENTE, SERGIO	14	26:13.330	1:01.974	1:49.825	Pm. Oscense
4	18	GARIN VERA, ADRIAN	13	25:27.907	1 Vuelta	1:50.154	Mc. Bajo Aragón
5	19	MENE MANERO, LUIS	13	25:52.474	1 Vuelta	1:50.576	Tauste Mc.

No clasificado (75% = 11 Vueltas)

NE 11 BERNADAUS VILLANUA, ANDRES NE

Pos.	Nº	Nombre	Vts.	Total Tº	Dif.	Mejor Tm	Club
MX-3							
1	104	ROMAN ROMAN, HECTOR	14	24:45.404		1:42.376	C.M. Epila
2	144	CUARTERO SANCHO, JOSE LUIS	14	25:08.054	22.650	1:44.872	C.M. Epila
3	224	ARMENGOL OLIVA, JORGE	14	25:12.911	27.507	1:45.614	Mc. Bajo Aragón
4	30	TELLO LAHOZ, LUIS	14	25:14.021	28.617	1:44.652	Mc. Bajo Aragón
5	47	BADIELLA POCA, PAU	14	25:20.673	35.269	1:44.701	Mc. Polea SX
6	93	TARRADAS BULTO, PATRICIO	14	25:44.910	59.506	1:46.333	Mc. Polea SX
7	111	ESPALLARGAS GIL, JESUS	14	25:47.871	1:02.467	1:48.342	Mc. Bajo Aragón
8	41	TORRERO RIERA, JORGE	14	26:19.886	1:34.482	1:51.165	A. D. Aragon Sport
9	83	BADENAS JUAREZ, RAFAEL MIGUEL	14	26:27.646	1:42.242	1:50.176	Ctat. Albaida
10	5	BARBERAN PINA, JESUS	14	26:32.910	1:47.506	1:49.147	C.M. Alcañiz
11	40	CASINO VELA, JOSE IGNACIO	14	26:33.614	1:48.210	1:50.862	Enduraid Org.
12	28	MUGUERZA GUIRAL, JAVIER	13	25:10.712	1 Vuelta	1:50.555	Mc. Monegros
13	191	SANCHEZ MARTIN, RUBEN	13	25:12.839	1 Vuelta	1:53.071	Mc. Villa de Utrillas
14	13	GAYA MIRO, JAUME	13	25:17.573	1 Vuelta	1:53.736	Mc. Segre
15	91	TORRES ROMERO, JESUS	13	25:36.057	1 Vuelta	1:54.973	Mc. Zuera
16	81	CASADO GARCIA, LUIS	13	25:56.628	1 Vuelta	1:55.522	A.D.M. La Almunia
17	4	GIMENO PONZ, DAVID	13	26:07.532	1 Vuelta	1:55.374	Mc. Bajo Aragón
18	39	CANELA DIEZ, ABEL	13	26:22.412	1 Vuelta	1:58.251	A.D.M. La Almunia

No clasificado (75% = 11 Vueltas)

NT 139 SANCHEZ MARTIN, HECTOR 5.498 NT Mc. Villa de Utrillas

Pos.	Nº	Nombre	Vts.	Total Tº	Dif.	Mejor Tm	Club
Veteranos							
1	74	REY ALLUE, JUAN CARLOS	14	25:07.884		1:43.800	Sinesponsor Racing
2	222	HERRERO CATALAN, JESUS	14	25:48.696	40.812	1:48.900	C.M. Alcañiz
3	25	LLUCH LIARTE, JUAN CARLOS	14	26:03.494	55.610	1:48.557	Mc. Zuera
4	9	ROMERO LACUEVA, JAVIER	14	26:09.382	1:01.498	1:48.065	Mc. Bajo Aragón
5	6	BUENO NAVALPOTRO, JESUS JULIAN	13	26:24.680	1 Vuelta	1:58.827	Mc. Zuera

Margin of Victory	Avg. Speed	Best Lap Tm	Best Spd	Best Lap by
22.480	-	1:42.376	-	104 - ROMAN ROMAN, HECTOR

Jefe de cronometraje Orbits

Provisional Los Comisarios Deportivos El Director de Carrera El Cronametrador
 Definitiva Hora: Hora: Hora:

Camp. Aragón MX, 6º Memorial Gaibar-Mir

MX 3 / MX 150 / Veterano

Motorland - MX 0,000 km

Primera Manga

15/12/2013 12:20

Carrera (20:00 y 2 Vueltas) iniciado a 12:16:20

Lap	Lap Tm	Diff	Time of Day
(104) ROMAN ROMAN, HECTOR			
1	1:42.909	+0.533	12:18:07.454
2	1:42.376		12:19:49.830
3	1:42.572	+0.196	12:21:32.402
4	1:44.739	+2.363	12:23:17.141
5	1:44.574	+2.198	12:25:01.715
6	1:45.545	+3.169	12:26:47.260
7	1:46.762	+4.386	12:28:34.022
8	1:46.524	+4.148	12:30:20.546
9	1:48.426	+6.050	12:32:08.972
10	1:47.315	+4.939	12:33:56.287
11	1:48.390	+6.014	12:35:44.677
12	1:46.240	+3.864	12:37:30.917
13	1:48.803	+6.427	12:39:19.720
14	1:45.707	+3.331	12:41:05.427

Lap	Lap Tm	Diff	Time of Day
(74) REY ALLUE, JUAN CARLOS			
1	1:50.296	+6.496	12:18:15.438
2	1:46.169	+2.369	12:20:01.607
3	1:46.060	+2.260	12:21:47.667
4	1:44.157	+0.357	12:23:31.824
5	1:46.208	+2.408	12:25:18.032
6	1:45.360	+1.560	12:27:03.392
7	1:46.441	+2.641	12:28:49.833
8	1:44.530	+0.730	12:30:34.363
9	1:44.280	+0.480	12:32:18.643
10	1:46.069	+2.269	12:34:04.712
11	1:44.852	+1.052	12:35:49.564
12	1:44.635	+0.835	12:37:34.199
13	1:43.800		12:39:17.999
14	2:09.908	+26.108	12:41:27.907

Lap	Lap Tm	Diff	Time of Day
(144) CUARTERO SANCHO, JOSE LUIS			
1	1:44.872		12:18:09.477
2	1:45.635	+0.763	12:19:55.112
3	1:47.258	+2.386	12:21:42.370
4	1:46.732	+1.860	12:23:29.102
5	1:48.415	+3.543	12:25:17.517
6	1:48.155	+3.283	12:27:05.672
7	1:48.121	+3.249	12:28:53.793
8	1:47.234	+2.362	12:30:41.027
9	1:48.928	+4.056	12:32:29.955
10	1:48.210	+3.338	12:34:18.165
11	1:48.748	+3.876	12:36:06.913
12	1:46.268	+1.396	12:37:53.181
13	1:46.816	+1.944	12:39:39.997
14	1:48.080	+3.208	12:41:28.077

Lap	Lap Tm	Diff	Time of Day
(85) MASCARILLA GUIU, GUILLEM			
1	1:47.000	+2.043	12:18:11.794
2	1:45.958	+1.001	12:19:57.752
3	1:45.933	+0.976	12:21:43.685
4	1:47.373	+2.416	12:23:31.058
5	1:44.957		12:25:16.015
6	1:46.156	+1.199	12:27:02.171
7	1:47.641	+2.684	12:28:49.812
8	1:46.681	+1.724	12:30:36.493
9	1:48.610	+3.653	12:32:25.103
10	1:49.783	+4.826	12:34:14.886
11	1:47.161	+2.204	12:36:02.047
12	1:47.373	+2.416	12:37:49.420
13	1:49.771	+4.814	12:39:39.191
14	1:52.188	+7.231	12:41:31.379

(224) ARMENGOL OLIVA, JORGE			
-----------------------------	--	--	--

Lap	Lap Tm	Diff	Time of Day
1	1:52.068	+6.454	12:18:16.913
2	1:47.255	+1.641	12:20:04.168
3	1:45.968	+0.354	12:21:50.136
4	1:46.967	+1.353	12:23:37.103
5	1:45.614		12:25:22.717
6	1:45.697	+0.083	12:27:08.414
7	1:45.691	+0.077	12:28:54.105
8	1:47.282	+1.668	12:30:41.387
9	1:46.933	+1.319	12:32:28.320
10	1:48.907	+3.293	12:34:17.227
11	1:48.785	+3.171	12:36:06.012
12	1:46.159	+0.545	12:37:52.171
13	1:49.011	+3.397	12:39:41.182
14	1:51.752	+6.138	12:41:32.934

Lap	Lap Tm	Diff	Time of Day
(30) TELLO LAHOZ, LUIS			
1	1:45.761	+1.109	12:18:10.479
2	1:44.985	+0.333	12:19:55.464
3	1:44.839	+0.187	12:21:40.303
4	1:44.652		12:23:24.955
5	1:45.673	+1.021	12:25:10.628
6	1:45.153	+0.501	12:26:55.781
7	1:45.848	+1.196	12:28:41.629
8	1:46.317	+1.665	12:30:27.946
9	1:46.966	+2.314	12:32:14.912
10	1:45.961	+1.309	12:34:00.873
11	1:45.507	+0.855	12:35:46.380
12	1:45.102	+0.450	12:37:31.482
13	1:46.242	+1.590	12:39:17.724
14	2:16.320	+31.668	12:41:34.044

Lap	Lap Tm	Diff	Time of Day
(47) BADIELLA POCA, PAU			
1	2:01.660	+16.959	12:18:26.885
2	1:49.009	+4.308	12:20:15.894
3	1:48.933	+4.232	12:22:04.827
4	1:47.873	+3.172	12:23:52.700
5	1:48.223	+3.522	12:25:40.923
6	1:47.142	+2.441	12:27:28.065
7	1:46.233	+1.532	12:29:14.298
8	1:46.591	+1.890	12:31:00.889
9	1:44.905	+0.204	12:32:45.794
10	1:44.701		12:34:30.495
11	1:47.124	+2.423	12:36:17.619
12	1:48.510	+3.809	12:38:06.129
13	1:46.250	+1.549	12:39:52.379
14	1:48.317	+3.616	12:41:40.696

Lap	Lap Tm	Diff	Time of Day
(93) TARRADAS BULTO, PATRICIO			
1	1:49.691	+3.358	12:18:14.751
2	1:46.333		12:20:01.084
3	1:47.701	+1.368	12:21:48.785
4	1:49.427	+3.094	12:23:38.212
5	1:49.700	+3.367	12:25:27.912
6	1:49.309	+2.976	12:27:17.221
7	1:49.510	+3.177	12:29:06.731
8	1:50.006	+3.673	12:30:56.737
9	1:49.851	+3.518	12:32:46.588
10	1:48.981	+2.648	12:34:35.569
11	1:49.005	+2.672	12:36:24.574
12	1:51.048	+4.715	12:38:15.622
13	1:55.514	+9.181	12:40:11.136
14	1:53.797	+7.464	12:42:04.933

Lap	Lap Tm	Diff	Time of Day
(111) ESPALLARGAS GIL, JESUS			
1	1:49.294	+0.952	12:18:14.235
2	1:51.651	+3.309	12:20:05.886

Lap	Lap Tm	Diff	Time of Day
3	1:48.952	+0.610	12:21:54.838
4	1:48.342		12:23:43.180
5	1:50.488	+2.146	12:25:33.668
6	1:50.926	+2.584	12:27:24.594
7	1:49.319	+0.977	12:29:13.913
8	1:51.455	+3.113	12:31:05.368
9	1:49.947	+1.605	12:32:55.315
10	1:49.840	+1.498	12:34:45.155
11	1:52.359	+4.017	12:36:37.514
12	1:50.512	+2.170	12:38:28.026
13	1:49.109	+0.767	12:40:17.135
14	1:50.759	+2.417	12:42:07.894

Lap	Lap Tm	Diff	Time of Day
(222) HERRERO CATALAN, JESUS			
1	1:51.932	+3.032	12:18:16.804
2	1:51.685	+2.785	12:20:08.489
3	1:50.040	+1.140	12:21:58.529
4	1:52.454	+3.554	12:23:50.983
5	1:49.608	+0.708	12:25:40.591
6	1:49.439	+0.539	12:27:30.030
7	1:49.487	+0.587	12:29:19.517
8	1:48.900		12:31:08.417
9	1:49.336	+0.436	12:32:57.753
10	1:49.345	+0.445	12:34:47.098
11	1:51.074	+2.174	12:36:38.172
12	1:51.362	+2.462	12:38:29.534
13	1:50.205	+1.305	12:40:19.739
14	1:48.980	+0.080	12:42:08.719

Lap	Lap Tm	Diff	Time of Day
(23) MUÑOZ DE LA PEÑA VICENTE, JUAN			
1	2:02.787	+15.313	12:18:29.012
2	1:49.164	+1.690	12:20:18.176
3	1:47.474		12:22:05.650
4	1:49.648	+2.174	12:23:55.298
5	1:50.375	+2.901	12:25:45.673
6	1:48.083	+0.609	12:27:33.756
7	1:48.276	+0.802	12:29:22.032
8	1:48.557	+1.083	12:31:10.589
9	1:48.789	+1.315	12:32:59.378
10	1:51.148	+3.674	12:34:50.526
11	1:51.092	+3.618	12:36:41.618
12	1:51.336	+3.862	12:38:32.954
13	1:51.240	+3.766	12:40:24.194
14	1:54.780	+7.306	12:42:18.974

Lap	Lap Tm	Diff	Time of Day
(25) LLUCH LIARTE, JUAN CARLOS			
1	1:54.444	+5.887	12:18:19.130
2	1:49.761	+1.204	12:20:08.891
3	1:50.159	+1.602	12:21:59.050
4	1:49.052	+0.495	12:23:48.102
5	1:48.557		12:25:36.659
6	1:49.985	+1.428	12:27:26.644
7	1:50.632	+2.075	12:29:17.276
8	1:50.235	+1.678	12:31:07.511
9	1:49.915	+1.358	12:32:57.426
10	1:51.400	+2.843	12:34:48.826
11	1:52.113	+3.556	12:36:40.939
12	1:55.070	+6.513	12:38:36.009
13	1:52.466	+3.909	12:40:28.475
14	1:55.042	+6.485	12:42:23.517

Lap	Lap Tm	Diff	Time of Day
(9) ROMERO LACUEVA, JAVIER			
1	1:52.279	+4.214	12:18:17.536
2	1:48.854	+0.789	12:20:06.390
3	1:49.353	+1.288	12:21:55.743
4	1:48.764	+0.699	12:23:44.507

Jefe de cronometraje Orbits

Provisional Los Comisarios Deportivos El Director de Carrera El Cronametrador

Definitiva Hora: Hora: Hora:

Camp. Aragón MX, 6º Memorial Gaibar-Mir

MX 3 / MX 150 / Veterano

Motorland - MX 0,000 km

Primera Manga

15/12/2013 12:20

Carrera (20:00 y 2 Vueltas) iniciado a 12:16:20

Lap	Lap Tm	Diff	Time of Day
5	1:49.522	+1.457	12:25:34.029
6	1:49.555	+1.490	12:27:23.584
7	1:51.468	+3.403	12:29:15.052
8	1:52.030	+3.965	12:31:07.082
9	1:51.421	+3.356	12:32:58.503
10	1:50.759	+2.694	12:34:49.262
11	1:53.290	+5.225	12:36:42.552
12	1:48.065		12:38:30.617
13	1:49.657	+1.592	12:40:20.274
14	2:09.131	+21.066	12:42:29.405

(57) MUNERA LORIENTE, SERGIO

Lap	Lap Tm	Diff	Time of Day
1	1:56.470	+6.645	12:18:22.199
2	1:49.825		12:20:12.024
3	1:49.989	+0.164	12:22:02.013
4	1:51.209	+1.384	12:23:53.222
5	1:51.793	+1.968	12:25:45.015
6	1:57.441	+7.616	12:27:42.456
7	1:52.086	+2.261	12:29:34.542
8	1:50.695	+0.870	12:31:25.237
9	1:51.320	+1.495	12:33:16.557
10	1:52.343	+2.518	12:35:08.900
11	1:51.187	+1.362	12:37:00.087
12	1:50.829	+1.004	12:38:50.916
13	1:50.664	+0.839	12:40:41.580
14	1:51.773	+1.948	12:42:33.353

(41) TORRERO RIERA, JORGE

Lap	Lap Tm	Diff	Time of Day
1	1:53.432	+2.267	12:18:18.553
2	1:51.165		12:20:09.718
3	1:52.111	+0.946	12:22:01.829
4	1:53.248	+2.083	12:23:55.077
5	1:53.137	+1.972	12:25:48.214
6	1:52.568	+1.403	12:27:40.782
7	1:52.178	+1.013	12:29:32.960
8	1:51.642	+0.477	12:31:24.602
9	1:51.510	+0.345	12:33:16.112
10	1:52.457	+1.292	12:35:08.569
11	1:51.546	+0.381	12:37:00.115
12	1:52.056	+0.891	12:38:52.171
13	1:52.837	+1.672	12:40:45.008
14	1:54.901	+3.736	12:42:39.909

(83) BADENAS JUAREZ, RAFAEL MIGUEL

Lap	Lap Tm	Diff	Time of Day
1	2:03.848	+13.672	12:18:29.727
2	1:58.096	+7.920	12:20:27.823
3	1:53.949	+3.773	12:22:21.772
4	1:53.042	+2.866	12:24:14.814
5	1:50.909	+0.733	12:26:05.723
6	1:50.411	+0.235	12:27:56.134
7	1:52.136	+1.960	12:29:48.270
8	1:50.176		12:31:38.446
9	1:51.262	+1.086	12:33:29.708
10	1:52.632	+2.456	12:35:22.340
11	1:51.490	+1.314	12:37:13.830
12	1:51.560	+1.384	12:39:05.390
13	1:50.953	+0.777	12:40:56.343
14	1:51.326	+1.150	12:42:47.669

(5) BARBERAN PINA, JESUS

Lap	Lap Tm	Diff	Time of Day
1	1:49.147		12:18:13.846
2	1:51.385	+2.238	12:20:05.231
3	1:52.914	+3.767	12:21:58.145
4	1:52.474	+3.327	12:23:50.619
5	1:54.003	+4.856	12:25:44.622
6	1:55.418	+6.271	12:27:40.040

Lap	Lap Tm	Diff	Time of Day
7	1:54.217	+5.070	12:29:34.257
8	1:53.778	+4.631	12:31:28.035
9	1:53.862	+4.715	12:33:21.897
10	1:54.874	+5.727	12:35:16.771
11	1:54.586	+5.439	12:37:11.357
12	1:53.668	+4.521	12:39:05.025
13	1:53.897	+4.750	12:40:58.922
14	1:54.011	+4.864	12:42:52.933

(40) CASINO VELA, JOSE IGNACIO

Lap	Lap Tm	Diff	Time of Day
1	2:01.211	+10.349	12:18:26.589
2	1:54.655	+3.793	12:20:21.244
3	1:55.057	+4.195	12:22:16.301
4	1:53.563	+2.701	12:24:09.864
5	1:51.733	+0.871	12:26:01.597
6	1:52.137	+1.275	12:27:53.734
7	1:50.862		12:29:44.596
8	1:52.850	+1.988	12:31:37.446
9	1:51.468	+0.606	12:33:28.914
10	1:51.272	+0.410	12:35:20.186
11	1:52.435	+1.573	12:37:12.621
12	1:54.330	+3.468	12:39:06.951
13	1:53.084	+2.222	12:41:00.035
14	1:53.602	+2.740	12:42:53.637

(28) MUGUERZA GUIRAL, JAVIER

Lap	Lap Tm	Diff	Time of Day
1	1:57.718	+7.163	12:18:23.045
2	1:50.555		12:20:13.600
3	1:52.838	+2.283	12:22:06.438
4	1:51.331	+0.776	12:23:57.769
5	1:52.287	+1.732	12:25:50.056
6	1:53.808	+3.253	12:27:43.864
7	1:53.269	+2.714	12:29:37.133
8	1:54.953	+4.398	12:31:32.086
9	1:56.566	+6.011	12:33:28.652
10	1:58.472	+7.917	12:35:27.124
11	2:00.369	+9.814	12:37:27.493
12	2:04.202	+13.647	12:39:31.695
13	1:59.040	+8.485	12:41:30.735

(191) SANCHEZ MARTIN, RUBEN

Lap	Lap Tm	Diff	Time of Day
1	2:09.273	+16.202	12:18:34.774
2	1:54.861	+1.790	12:20:29.635
3	1:54.834	+1.763	12:22:24.469
4	1:54.763	+1.692	12:24:19.232
5	1:56.587	+3.516	12:26:15.819
6	1:53.071		12:28:08.890
7	1:54.246	+1.175	12:30:03.136
8	1:53.227	+0.156	12:31:56.363
9	1:53.949	+0.878	12:33:50.312
10	1:53.986	+0.915	12:35:44.298
11	1:57.840	+4.769	12:37:42.138
12	1:54.723	+1.652	12:39:36.861
13	1:56.001	+2.930	12:41:32.862

(13) GAYA MIRO, JAUME

Lap	Lap Tm	Diff	Time of Day
1	1:57.502	+3.766	12:18:22.434
2	1:55.179	+1.443	12:20:17.613
3	1:54.344	+0.608	12:22:11.957
4	1:54.275	+0.539	12:24:06.232
5	1:54.866	+1.130	12:26:01.098
6	1:58.398	+4.662	12:27:59.496
7	1:54.542	+0.806	12:29:54.038
8	1:53.736		12:31:47.774
9	1:56.278	+2.542	12:33:44.052
10	1:59.021	+5.285	12:35:43.073

Lap	Lap Tm	Diff	Time of Day
11	1:58.051	+4.315	12:37:41.124
12	1:57.164	+3.428	12:39:38.288
13	1:59.308	+5.572	12:41:37.596

(18) GARIN VERA, ADRIAN

Lap	Lap Tm	Diff	Time of Day
1	1:54.824	+4.670	12:18:20.392
2	1:50.154		12:20:10.546
3	1:54.813	+4.659	12:22:05.359
4	1:57.108	+6.954	12:24:02.467
5	1:54.885	+4.731	12:25:57.352
6	1:55.956	+5.802	12:27:53.308
7	1:57.610	+7.456	12:29:50.918
8	1:59.451	+9.297	12:31:50.369
9	1:59.497	+9.343	12:33:49.866
10	2:00.088	+9.934	12:35:49.954
11	1:58.279	+8.125	12:37:48.233
12	2:00.661	+10.507	12:39:48.894
13	1:59.036	+8.882	12:41:47.930

(91) TORRES ROMERO, JESUS

Lap	Lap Tm	Diff	Time of Day
1	2:04.794	+9.821	12:18:30.525
2	1:58.004	+3.031	12:20:28.529
3	1:57.226	+2.253	12:22:25.755
4	1:54.973		12:24:20.728
5	1:55.492	+0.519	12:26:16.220
6	2:03.585	+8.612	12:28:19.805
7	1:57.875	+2.902	12:30:17.680
8	1:56.173	+1.200	12:32:13.853
9	1:55.506	+0.533	12:34:09.359
10	1:56.295	+1.322	12:36:05.654
11	1:57.918	+2.945	12:38:03.572
12	1:56.259	+1.286	12:39:59.831
13	1:56.249	+1.276	12:41:56.080

(19) MENE MANERO, LUIS

Lap	Lap Tm	Diff	Time of Day
1	2:27.765	+37.189	12:18:52.889
2	1:50.576		12:20:43.465
3	2:07.636	+17.060	12:22:51.101
4	1:52.464	+1.888	12:24:43.565
5	1:51.208	+0.632	12:26:34.773
6	1:55.991	+5.415	12:28:30.764
7	1:53.954	+3.378	12:30:24.718
8	1:58.638	+8.062	12:32:23.356
9	1:56.035	+5.459	12:34:19.391
10	1:57.098	+6.522	12:36:16.489
11	1:55.743	+5.167	12:38:12.232
12	1:58.910	+8.334	12:40:11.142
13	2:01.355	+10.779	12:42:12.497

(81) CASADO GARCIA, LUIS

Lap	Lap Tm	Diff	Time of Day
1	2:01.243	+5.721	12:18:26.237
2	1:59.225	+3.703	12:20:25.462
3	1:55.522		12:22:20.984
4	1:57.682	+2.160	12:24:18.666
5	1:58.965	+3.443	12:26:17.631
6	1:57.762	+2.240	12:28:15.393
7	1:58.065	+2.543	12:30:13.458
8	1:59.967	+4.445	12:32:13.425
9	2:03.442	+7.920	12:34:16.867
10	1:59.087	+3.565	12:36:15.954
11	2:01.103	+5.581	12:38:17.057
12	1:59.337	+3.815	12:40:16.394
13	2:00.257	+4.735	12:42:16.651

(4) GIMENO PONZ, DAVID

Lap	Lap Tm	Diff	Time of Day
1	1:58.328	+2.954	12:18:23.770

Jefe de cronometraje

Orbits

Provisional

Los Comisarios Deportivos

El Director de Carrera

El Cronometrador

Definitiva

Hora:

Hora:

Hora:

Camp. Aragón MX, 6º Memorial Gaibar-Mir

MX 3 / MX 150 / Veterano

Motorland - MX 0,000 km

Primera Manga

15/12/2013 12:20

Carrera (20:00 y 2 Vueltas) iniciado a 12:16:20

Lap	Lap Tm	Diff	Time of Day
2	1:55.374		12:20:19.144
3	1:56.881	+1.507	12:22:16.025
4	1:58.415	+3.041	12:24:14.440
5	2:00.627	+5.253	12:26:15.067
6	2:01.355	+5.981	12:28:16.422
7	2:00.828	+5.454	12:30:17.250
8	2:02.850	+7.476	12:32:20.100
9	2:04.123	+8.749	12:34:24.223
10	2:02.031	+6.657	12:36:26.254
11	2:01.222	+5.848	12:38:27.476
12	2:00.483	+5.109	12:40:27.959
13	1:59.596	+4.222	12:42:27.555

Lap	Lap Tm	Diff	Time of Day
-----	--------	------	-------------

Lap	Lap Tm	Diff	Time of Day
-----	--------	------	-------------

(39) CANELA DIEZ, ABEL

1	2:03.922	+5.671	12:18:28.987
2	1:58.251		12:20:27.238
3	2:01.113	+2.862	12:22:28.351
4	2:01.714	+3.463	12:24:30.065
5	1:59.588	+1.337	12:26:29.653
6	2:01.029	+2.778	12:28:30.682
7	2:02.443	+4.192	12:30:33.125
8	2:02.329	+4.078	12:32:35.454
9	2:01.696	+3.445	12:34:37.150
10	2:00.771	+2.520	12:36:37.921
11	2:01.776	+3.525	12:38:39.697
12	2:01.012	+2.761	12:40:40.709
13	2:01.726	+3.475	12:42:42.435

(6) BUENO NAVALPOTRO, JESUS JULIAN

1	2:03.382	+4.555	12:18:28.872
2	2:01.770	+2.943	12:20:30.642
3	1:58.827		12:22:29.469
4	2:01.974	+3.147	12:24:31.443
5	2:01.607	+2.780	12:26:33.050
6	2:02.104	+3.277	12:28:35.154
7	2:01.331	+2.504	12:30:36.485
8	2:01.484	+2.657	12:32:37.969
9	2:03.078	+4.251	12:34:41.047
10	2:01.844	+3.017	12:36:42.891
11	2:00.301	+1.474	12:38:43.192
12	2:00.232	+1.405	12:40:43.424
13	2:01.279	+2.452	12:42:44.703

Jefe de cronometraje

Orbits

Provisional

Los Comisarios Deportivos

El Director de Carrera

El Cronametrador

Definitiva

Hora:

Hora:

Hora:

Camp. Aragón MX, 6º Memorial Gaibar-Mir

Clasificado por vueltas

MX 3 / MX 150 / Veterano

Motorland - MX 0,000 km

Segunda Manga

15/12/2013 14:10

Carrera (20:00 y 2 Vueltas) iniciado a 14:02:35

Pos.	Nº	Nombre	Vts.	Total Tº	Dif.	Mejor Tm	Club
1	74	REY ALLUE, JUAN CARLOS	14	24:37.749		1:42.433	Sinesponsor Racing
2	104	ROMAN ROMAN, HECTOR	14	24:42.012	4.263	1:43.485	C.M. Epila
3	30	TELLO LAHOZ, LUIS	14	25:23.026	45.277	1:46.171	Mc. Bajo Aragón
4	224	ARMENGOL OLIVA, JORGE	14	25:45.739	1:07.990	1:46.402	Mc. Bajo Aragón
5	23	MUÑOZ DE LA PEÑA VICENTE, JUAN	14	25:49.793	1:12.044	1:46.916	Sinesponsor Racing
6	111	ESPALLARGAS GIL, JESUS	14	26:04.064	1:26.315	1:48.970	Mc. Bajo Aragón
7	144	CUARTERO SANCHO, JOSE LUIS	14	26:04.763	1:27.014	1:47.928	C.M. Epila
8	85	MASCARILLA GUIU, GUILLEM	14	26:11.620	1:33.871	1:49.192	Mc. Segre
9	222	HERRERO CATALAN, JESUS	14	26:14.768	1:37.019	1:50.384	C.M. Alcañiz
10	57	MUNERA LORIENTE, SERGIO	14	26:18.449	1:40.700	1:50.730	Pm. Oscense
11	9	ROMERO LACUEVA, JAVIER	14	26:19.759	1:42.010	1:47.482	Mc. Bajo Aragón
12	5	BARBERAN PINA, JESUS	14	26:27.117	1:49.368	1:50.362	C.M. Alcañiz
13	19	MENE MANERO, LUIS	13	24:39.105	1 Vuelta	1:50.434	Tauste Mc.
14	41	TORRERO RIERA, JORGE	13	24:41.145	1 Vuelta	1:50.570	A. D. Aragon Sport
15	83	BADENAS JUAREZ, RAFAEL MIGUEL	13	24:45.895	1 Vuelta	1:51.788	Ctat. Albaida
16	25	LLUCH LIARTE, JUAN CARLOS	13	24:47.342	1 Vuelta	1:49.359	Mc. Zuera
17	40	CASINO VELA, JOSE IGNACIO	13	24:51.813	1 Vuelta	1:52.026	Enduraid Org.
18	93	TARRADAS BULTO, PATRICIO	13	24:57.841	1 Vuelta	1:47.926	Mc. Polea SX
19	28	MUGUERZA GUIRAL, JAVIER	13	25:11.500	1 Vuelta	1:51.687	Mc. Monegros
20	47	BADIELLA POCA, PAU	13	25:16.173	1 Vuelta	1:47.459	Mc. Polea SX
21	191	SANCHEZ MARTIN, RUBEN	13	25:17.713	1 Vuelta	1:53.642	Mc. Villa de Utrillas
22	13	GAYA MIRO, JAUME	13	25:19.671	1 Vuelta	1:53.027	Mc. Segre
23	4	GIMENO PONZ, DAVID	13	26:03.227	1 Vuelta	1:54.764	Mc. Bajo Aragón
24	81	CASADO GARCIA, LUIS	13	26:14.728	1 Vuelta	1:56.628	A.D.M. La Almunia
25	91	TORRES ROMERO, JESUS	13	26:17.304	1 Vuelta	1:55.402	Mc. Zuera
26	18	GARIN VERA, ADRIAN	12	24:45.552	2 Vueltas	1:58.452	Mc. Bajo Aragón
27	39	CANELA DIEZ, ABEL	12	24:52.756	2 Vueltas	2:01.805	A.D.M. La Almunia
28	6	BUENO NAVALPOTRO, JESUS JULIAN	12	26:29.614	2 Vueltas	2:03.796	Mc. Zuera

No clasificado (75% = 11 Vueltas)

NE	11	BERNADAUS VILLANUA, ANDRES		NE	
NE	139	SANCHEZ MARTIN, HECTOR		NE	Mc. Villa de Utrillas

Margin of Victory	Avg. Speed	Best Lap Tm	Best Spd	Best Lap by
4.263	-	1:42.433	-	74 - REY ALLUE, JUAN CARLOS

Jefe de cronometraje

Orbits

<input type="checkbox"/> Provisional	Los Comisarios Deportivos	El Director de Carrera	El Cronametrador
<input type="checkbox"/> Definitiva	Hora:	Hora:	Hora:

Camp. Aragón MX, 6º Memorial Gaibar-Mir

Clasificado por vueltas

MX 3 / MX 150 / Veterano

Motorland - MX 0,000 km

Segunda Manga

15/12/2013 14:10

Carrera (20:00 y 2 Vueltas) iniciado a 14:02:35

Pos.	Nº	Nombre	Vts.	Total Tº	Dif.	Mejor Tm	Club
MX-150							
1	23	MUÑOZ DE LA PEÑA VICENTE, JUAN	14	25:49.793		1:46.916	Sinesponsor Racing
2	85	MASCARILLA GUIU, GUILLEM	14	26:11.620	21.827	1:49.192	Mc. Segre
3	57	MUNERA LORIENTE, SERGIO	14	26:18.449	28.656	1:50.730	Pm. Oscense
4	19	MENE MANERO, LUIS	13	24:39.105	1 Vuelta	1:50.434	Tauste Mc.
5	18	GARIN VERA, ADRIAN	12	24:45.552	2 Vueltas	1:58.452	Mc. Bajo Aragón

No clasificado (75% = 11 Vueltas)

NE 11 BERNADAUS VILLANUA, ANDRES NE

MX-3

1	104	ROMAN ROMAN, HECTOR	14	24:42.012		1:43.485	C.M. Epila
2	30	TELLO LAHOZ, LUIS	14	25:23.026	41.014	1:46.171	Mc. Bajo Aragón
3	224	ARMENGOL OLIVA, JORGE	14	25:45.739	1:03.727	1:46.402	Mc. Bajo Aragón
4	111	ESPALLARGAS GIL, JESUS	14	26:04.064	1:22.052	1:48.970	Mc. Bajo Aragón
5	144	CUARTERO SANCHO, JOSE LUIS	14	26:04.763	1:22.751	1:47.928	C.M. Epila
6	5	BARBERAN PINA, JESUS	14	26:27.117	1:45.105	1:50.362	C.M. Alcañiz
7	41	TORRERO RIERA, JORGE	13	24:41.145	1 Vuelta	1:50.570	A. D. Aragon Sport
8	83	BADENAS JUAREZ, RAFAEL MIGUEL	13	24:45.895	1 Vuelta	1:51.788	Ctat. Albaida
9	40	CASINO VELA, JOSE IGNACIO	13	24:51.813	1 Vuelta	1:52.026	Enduraid Org.
10	93	TARRADAS BULTO, PATRICIO	13	24:57.841	1 Vuelta	1:47.926	Mc. Polea SX
11	28	MUGUERZA GUIRAL, JAVIER	13	25:11.500	1 Vuelta	1:51.687	Mc. Monegros
12	47	BADIELLA POCA, PAU	13	25:16.173	1 Vuelta	1:47.459	Mc. Polea SX
13	191	SANCHEZ MARTIN, RUBEN	13	25:17.713	1 Vuelta	1:53.642	Mc. Villa de Utrillas
14	13	GAYA MIRO, JAUME	13	25:19.671	1 Vuelta	1:53.027	Mc. Segre
15	4	GIMENO PONZ, DAVID	13	26:03.227	1 Vuelta	1:54.764	Mc. Bajo Aragón
16	81	CASADO GARCIA, LUIS	13	26:14.728	1 Vuelta	1:56.628	A.D.M. La Almunia
17	91	TORRES ROMERO, JESUS	13	26:17.304	1 Vuelta	1:55.402	Mc. Zuera
18	39	CANELA DIEZ, ABEL	12	24:52.756	2 Vueltas	2:01.805	A.D.M. La Almunia

No clasificado (75% = 11 Vueltas)

NE 139 SANCHEZ MARTIN, HECTOR NE Mc. Villa de Utrillas

Veteranos

1	74	REY ALLUE, JUAN CARLOS	14	24:37.749		1:42.433	Sinesponsor Racing
2	222	HERRERO CATALAN, JESUS	14	26:14.768	1:37.019	1:50.384	C.M. Alcañiz
3	9	ROMERO LACUEVA, JAVIER	14	26:19.759	1:42.010	1:47.482	Mc. Bajo Aragón
4	25	LLUCH LIARTE, JUAN CARLOS	13	24:47.342	1 Vuelta	1:49.359	Mc. Zuera
5	6	BUENO NAVALPOTRO, JESUS JULIAN	12	26:29.614	2 Vueltas	2:03.796	Mc. Zuera

Margin of Victory	Avg. Speed	Best Lap Tm	Best Spd	Best Lap by
4.263	-	1:42.433	-	74 - REY ALLUE, JUAN CARLOS

Jefe de cronometraje

Orbits

Provisional

Los Comisarios Deportivos

El Director de Carrera

El Cronametrador

Definitiva

Hora:

Hora:

Hora:



Camp. Aragón MX, 6º Memorial Gaibar-Mir

MX 3 / MX 150 / Veterano

Motorland - MX 0,000 km

Segunda Manga

15/12/2013 14:10

Carrera (20:00 y 2 Vueltas) iniciado a 14:02:35



Lap	Lap Tm	Diff	Time of Day
(74) REY ALLUE, JUAN CARLOS			
1	1:43.696	+1.263	14:04:24.178
2	1:42.433		14:06:06.611
3	1:44.036	+1.603	14:07:50.647
4	1:44.497	+2.064	14:09:35.144
5	1:44.735	+2.302	14:11:19.879
6	1:45.066	+2.633	14:13:04.945
7	1:46.394	+3.961	14:14:51.339
8	1:46.535	+4.102	14:16:37.874
9	1:46.729	+4.296	14:18:24.603
10	1:45.295	+2.862	14:20:09.898
11	1:44.804	+2.371	14:21:54.702
12	1:46.830	+4.397	14:23:41.532
13	1:45.340	+2.907	14:25:26.872
14	1:46.455	+4.022	14:27:13.327

Lap	Lap Tm	Diff	Time of Day
(104) ROMAN ROMAN, HECTOR			
1	1:44.486	+1.001	14:04:24.799
2	1:43.485		14:06:08.284
3	1:43.801	+0.316	14:07:52.085
4	1:44.485	+1.000	14:09:36.570
5	1:44.655	+1.170	14:11:21.225
6	1:44.947	+1.462	14:13:06.172
7	1:46.172	+2.687	14:14:52.344
8	1:45.723	+2.238	14:16:38.067
9	1:45.461	+1.976	14:18:23.528
10	1:45.422	+1.937	14:20:08.950
11	1:44.424	+0.939	14:21:53.374
12	1:45.791	+2.306	14:23:39.165
13	1:47.920	+4.435	14:25:27.085
14	1:50.505	+7.020	14:27:17.590

Lap	Lap Tm	Diff	Time of Day
(30) TELLO LAHOZ, LUIS			
1	1:57.255	+11.084	14:04:38.209
2	1:46.206	+0.035	14:06:24.415
3	1:46.171		14:08:10.586
4	1:48.668	+2.497	14:09:59.254
5	1:48.410	+2.239	14:11:47.664
6	1:48.200	+2.029	14:13:35.864
7	1:47.512	+1.341	14:15:23.376
8	1:48.387	+2.216	14:17:11.763
9	1:46.938	+0.767	14:18:58.701
10	1:47.072	+0.901	14:20:45.773
11	1:46.772	+0.601	14:22:32.545
12	1:49.497	+3.326	14:24:22.042
13	1:48.185	+2.014	14:26:10.227
14	1:48.377	+2.206	14:27:58.604

Lap	Lap Tm	Diff	Time of Day
(224) ARMENGOL OLIVA, JORGE			
1	1:52.309	+5.907	14:04:43.137
2	1:49.346	+2.944	14:06:32.483
3	1:46.402		14:08:18.885
4	1:47.311	+0.909	14:10:06.196
5	1:48.326	+1.924	14:11:54.522
6	1:50.614	+4.212	14:13:45.136
7	1:49.684	+3.282	14:15:34.820
8	1:50.216	+3.814	14:17:25.036
9	1:50.329	+3.927	14:19:15.365
10	1:50.514	+4.112	14:21:05.879
11	1:48.350	+1.948	14:22:54.229
12	1:48.420	+2.018	14:24:42.649
13	1:49.657	+3.255	14:26:32.306
14	1:49.011	+2.609	14:28:21.317

Lap	Lap Tm	Diff	Time of Day
(23) MUÑOZ DE LA PEÑA VICENTE, JUAN			

Lap	Lap Tm	Diff	Time of Day
1	1:59.366	+12.450	14:04:41.000
2	1:53.138	+6.222	14:06:34.138
3	1:49.267	+2.351	14:08:23.405
4	1:48.708	+1.792	14:10:12.113
5	1:51.111	+4.195	14:12:03.224
6	1:52.354	+5.438	14:13:55.578
7	1:50.779	+3.863	14:15:46.357
8	1:46.916		14:17:33.273
9	1:47.283	+0.367	14:19:20.556
10	1:48.905	+1.989	14:21:09.461
11	1:47.038	+0.122	14:22:56.499
12	1:49.600	+2.684	14:24:46.099
13	1:47.452	+0.536	14:26:33.551
14	1:51.820	+4.904	14:28:25.371

Lap	Lap Tm	Diff	Time of Day
(111) ESPALLARGAS GIL, JESUS			
1	1:57.106	+8.136	14:04:37.650
2	1:53.466	+4.496	14:06:31.116
3	1:50.695	+1.725	14:08:21.811
4	1:49.390	+0.420	14:10:11.201
5	1:51.186	+2.216	14:12:02.387
6	1:51.306	+2.336	14:13:53.693
7	1:53.376	+4.406	14:15:47.069
8	1:50.471	+1.501	14:17:37.540
9	1:51.165	+2.195	14:19:28.705
10	1:50.157	+1.187	14:21:18.862
11	1:50.996	+2.026	14:23:09.858
12	1:48.970		14:24:58.828
13	1:50.241	+1.271	14:26:49.069
14	1:50.573	+1.603	14:28:39.642

Lap	Lap Tm	Diff	Time of Day
(144) CUARTERO SANCHO, JOSE LUIS			
1	1:57.135	+9.207	14:04:37.820
2	1:50.068	+2.140	14:06:27.888
3	1:59.113	+11.185	14:08:27.001
4	1:48.402	+0.474	14:10:15.403
5	1:48.328	+0.400	14:12:03.731
6	1:49.723	+1.795	14:13:53.454
7	2:01.399	+13.471	14:15:54.853
8	1:48.694	+0.766	14:17:43.547
9	1:49.016	+1.088	14:19:32.563
10	1:49.822	+1.894	14:21:22.385
11	1:51.970	+4.042	14:23:14.355
12	1:47.928		14:25:02.283
13	1:49.559	+1.631	14:26:51.842
14	1:48.499	+0.571	14:28:40.341

Lap	Lap Tm	Diff	Time of Day
(85) MASCARILLA GUIU, GUILLEM			
1	1:56.434	+7.242	14:04:37.209
2	1:53.295	+4.103	14:06:30.504
3	1:49.192		14:08:19.696
4	1:51.157	+1.965	14:10:10.853
5	1:50.571	+1.379	14:12:01.424
6	1:53.726	+4.534	14:13:55.150
7	1:52.739	+3.547	14:15:47.889
8	1:51.303	+2.111	14:17:39.192
9	1:51.918	+2.726	14:19:31.110
10	1:50.807	+1.615	14:21:21.917
11	1:54.241	+5.049	14:23:16.158
12	1:50.732	+1.540	14:25:06.890
13	1:50.750	+1.558	14:26:57.640
14	1:49.558	+0.366	14:28:47.198

Lap	Lap Tm	Diff	Time of Day
(222) HERRERO CATALAN, JESUS			
1	1:52.344	+1.960	14:04:33.044
2	1:52.113	+1.729	14:06:25.157

Lap	Lap Tm	Diff	Time of Day
3	1:51.597	+1.213	14:08:16.754
4	1:52.664	+2.280	14:10:09.418
5	1:50.762	+0.378	14:12:00.180
6	1:51.786	+1.402	14:13:51.966
7	1:52.246	+1.862	14:15:44.212
8	1:52.318	+1.934	14:17:36.530
9	1:51.127	+0.743	14:19:27.657
10	1:50.384		14:21:18.041
11	1:50.903	+0.519	14:23:08.944
12	1:53.947	+3.563	14:25:02.891
13	1:53.786	+3.402	14:26:56.677
14	1:53.669	+3.285	14:28:50.346

Lap	Lap Tm	Diff	Time of Day
(57) MUNERA LORIENTE, SERGIO			
1	1:55.626	+4.896	14:04:36.356
2	1:50.897	+0.167	14:06:27.253
3	1:50.730		14:08:17.983
4	1:52.208	+1.478	14:10:10.191
5	1:51.016	+0.286	14:12:01.207
6	1:51.588	+0.858	14:13:52.795
7	1:53.089	+2.359	14:15:45.884
8	1:51.132	+0.402	14:17:37.016
9	1:51.318	+0.588	14:19:28.334
10	1:52.843	+2.113	14:21:21.177
11	1:52.846	+2.116	14:23:14.023
12	1:51.665	+0.935	14:25:05.688
13	1:53.383	+2.653	14:26:59.071
14	1:54.956	+4.226	14:28:54.027

Lap	Lap Tm	Diff	Time of Day
(9) ROMERO LACUEVA, JAVIER			
1	1:47.482		14:04:27.685
2	1:48.620	+1.138	14:06:16.305
3	1:51.412	+3.930	14:08:07.717
4	1:52.213	+4.731	14:09:59.930
5	1:53.942	+6.460	14:11:53.872
6	1:53.302	+5.820	14:13:47.174
7	1:52.158	+4.676	14:15:39.332
8	1:53.288	+5.806	14:17:32.620
9	1:54.045	+6.563	14:19:26.665
10	1:53.762	+6.280	14:21:20.427
11	1:55.039	+7.557	14:23:15.466
12	1:54.340	+6.858	14:25:09.806
13	1:52.129	+4.647	14:27:01.935
14	1:53.402	+5.920	14:28:55.337

Lap	Lap Tm	Diff	Time of Day
(5) BARBERAN PINA, JESUS			
1	1:51.523	+1.161	14:04:32.019
2	1:50.362		14:06:22.381
3	1:51.491	+1.129	14:08:13.872
4	1:51.037	+0.675	14:10:04.909
5	1:52.768	+2.406	14:11:57.677
6	1:52.111	+1.749	14:13:49.788
7	1:51.906	+1.544	14:15:41.694
8	1:50.568	+0.206	14:17:32.262
9	1:52.188	+1.826	14:19:24.450
10	1:52.942	+2.580	14:21:17.392
11	1:56.294	+5.932	14:23:13.686
12	1:55.709	+5.347	14:25:09.395
13	1:55.881	+5.519	14:27:05.276
14	1:57.419	+7.057	14:29:02.695

Lap	Lap Tm	Diff	Time of Day
(19) MENE MANERO, LUIS			
1	2:02.415	+11.981	14:04:43.304
2	1:52.594	+2.160	14:06:35.898
3	1:53.130	+2.696	14:08:29.028
4	1:50.434		14:10:19.462

Jefe de cronometraje

Provisional Los Comisarios Deportivos

Definitiva Hora:

El Director de Carrera Hora:

El Cronometrador Hora:

Orbits

Sport Adventure

Página 1/3

Camp. Aragón MX, 6º Memorial Gaibar-Mir

MX 3 / MX 150 / Veterano

Motorland - MX 0,000 km

Segunda Manga

15/12/2013 14:10

Carrera (20:00 y 2 Vueltas) iniciado a 14:02:35

Lap	Lap Tm	Diff	Time of Day
5	1:51.769	+1.335	14:12:11.231
6	1:53.766	+3.332	14:14:04.997
7	1:52.466	+2.032	14:15:57.463
8	1:53.471	+3.037	14:17:50.934
9	1:53.412	+2.978	14:19:44.346
10	1:53.307	+2.873	14:21:37.653
11	1:52.485	+2.051	14:23:30.138
12	1:52.409	+1.975	14:25:22.547
13	1:52.136	+1.702	14:27:14.683

(41) TORRERO RIERA, JORGE

1	1:59.326	+8.756	14:04:40.620
2	1:54.785	+4.215	14:06:35.405
3	1:54.060	+3.490	14:08:29.465
4	1:52.098	+1.528	14:10:21.563
5	1:52.306	+1.736	14:12:13.869
6	1:52.254	+1.684	14:14:06.123
7	1:51.821	+1.251	14:15:57.944
8	1:50.570		14:17:48.514
9	1:53.092	+2.522	14:19:41.606
10	1:53.650	+3.080	14:21:35.256
11	1:53.267	+2.697	14:23:28.523
12	1:53.517	+2.947	14:25:22.040
13	1:54.683	+4.113	14:27:16.723

(83) BADENAS JUAREZ, RAFAEL MIGUEL

1	1:58.243	+6.455	14:04:39.084
2	1:54.187	+2.399	14:06:33.271
3	1:54.283	+2.495	14:08:27.554
4	1:52.996	+1.208	14:10:20.550
5	1:51.949	+0.161	14:12:12.499
6	1:54.117	+2.329	14:14:06.616
7	1:54.251	+2.463	14:16:00.867
8	1:52.697	+0.909	14:17:53.564
9	1:51.788		14:19:45.352
10	1:54.122	+2.334	14:21:39.474
11	1:53.153	+1.365	14:23:32.627
12	1:53.912	+2.124	14:25:26.539
13	1:54.934	+3.146	14:27:21.473

(25) LLUCH LIARTE, JUAN CARLOS

1	2:15.475	+26.116	14:04:56.195
2	1:49.359		14:06:45.554
3	1:52.165	+2.806	14:08:37.719
4	1:50.069	+0.710	14:10:27.788
5	1:54.124	+4.765	14:12:21.912
6	1:51.269	+1.910	14:14:13.181
7	1:52.528	+3.169	14:16:05.709
8	1:52.357	+2.998	14:17:58.066
9	1:52.707	+3.348	14:19:50.773
10	1:52.501	+3.142	14:21:43.274
11	1:51.203	+1.844	14:23:34.477
12	1:54.152	+4.793	14:25:28.629
13	1:54.291	+4.932	14:27:22.920

(40) CASINO VELA, JOSE IGNACIO

1	1:55.180	+3.154	14:04:35.744
2	2:06.615	+14.589	14:06:42.359
3	1:52.026		14:08:34.385
4	1:52.711	+0.685	14:10:27.096
5	1:53.743	+1.717	14:12:20.839
6	1:53.863	+1.837	14:14:14.702
7	1:52.672	+0.646	14:16:07.374
8	1:53.308	+1.282	14:18:00.682
9	1:53.478	+1.452	14:19:54.160
10	1:53.408	+1.382	14:21:47.568

Lap	Lap Tm	Diff	Time of Day
11	1:53.958	+1.932	14:23:41.526
12	1:53.670	+1.644	14:25:35.196
13	1:52.195	+0.169	14:27:27.391

(93) TARRADAS BULTO, PATRICIO

1	1:48.995	+1.069	14:04:29.650
2	1:47.926		14:06:17.576
3	1:51.057	+3.131	14:08:08.633
4	1:52.605	+4.679	14:10:01.238
5	1:51.858	+3.932	14:11:53.096
6	1:51.892	+3.966	14:13:44.988
7	1:52.693	+4.767	14:15:37.681
8	1:54.051	+6.125	14:17:31.732
9	2:12.296	+24.370	14:19:44.028
10	1:55.060	+7.134	14:21:39.088
11	1:58.128	+10.202	14:23:37.216
12	1:58.320	+10.394	14:25:35.536
13	1:57.883	+9.957	14:27:33.419

(28) MUGUERZA GUIRAL, JAVIER

1	1:56.610	+4.923	14:04:37.467
2	1:51.687		14:06:29.154
3	1:53.650	+1.963	14:08:22.804
4	1:53.754	+2.067	14:10:16.558
5	1:53.461	+1.774	14:12:10.019
6	1:55.661	+3.974	14:14:05.680
7	1:54.974	+3.287	14:16:00.654
8	1:54.974	+3.287	14:17:55.628
9	1:56.408	+4.721	14:19:52.036
10	2:01.230	+9.543	14:21:53.266
11	1:58.829	+7.142	14:23:52.095
12	1:58.279	+6.592	14:25:50.374
13	1:56.704	+5.017	14:27:47.078

(47) BADIELLA POCA, PAU

1	2:05.631	+18.172	14:04:46.573
2	1:48.823	+1.364	14:06:35.396
3	1:49.190	+1.731	14:08:24.586
4	1:48.310	+0.851	14:10:12.896
5	1:49.346	+1.887	14:12:02.242
6	1:48.796	+1.337	14:13:51.038
7	3:00.046	+1:12.587	14:16:51.084
8	1:47.459		14:18:38.543
9	1:51.476	+4.017	14:20:30.019
10	1:50.116	+2.657	14:22:20.135
11	1:50.559	+3.100	14:24:10.694
12	1:49.620	+2.161	14:26:00.314
13	1:51.437	+3.978	14:27:51.751

(191) SANCHEZ MARTIN, RUBEN

1	2:06.721	+13.079	14:04:47.907
2	1:56.317	+2.675	14:06:44.224
3	1:56.327	+2.685	14:08:40.551
4	1:54.901	+1.259	14:10:35.452
5	1:55.833	+2.191	14:12:31.285
6	1:56.892	+3.250	14:14:28.177
7	1:55.619	+1.977	14:16:23.796
8	1:55.894	+2.252	14:18:19.690
9	1:55.131	+1.489	14:20:14.821
10	1:54.811	+1.169	14:22:09.632
11	1:55.613	+1.971	14:24:05.245
12	1:54.404	+0.762	14:25:59.649
13	1:53.642		14:27:53.291

(13) GAYA MIRO, JAUME

1	2:03.940	+10.913	14:04:45.668
---	----------	---------	--------------

Lap	Lap Tm	Diff	Time of Day
2	1:56.088	+3.061	14:06:41.756
3	1:54.984	+1.957	14:08:36.740
4	1:53.240	+0.213	14:10:29.980
5	1:53.716	+0.689	14:12:23.696
6	1:53.027		14:14:16.723
7	1:54.984	+1.957	14:16:11.707
8	1:59.138	+6.111	14:18:10.845
9	1:56.536	+3.509	14:20:07.381
10	1:58.040	+5.013	14:22:05.421
11	1:56.368	+3.341	14:24:01.789
12	1:56.046	+3.019	14:25:57.835
13	1:57.414	+4.387	14:27:55.249

(4) GIMENO PONZ, DAVID

1	1:54.764		14:04:35.086
2	1:58.526	+3.762	14:06:33.612
3	1:59.715	+4.951	14:08:33.327
4	1:59.887	+5.123	14:10:33.214
5	1:59.971	+5.207	14:12:33.185
6	2:00.941	+6.177	14:14:34.126
7	2:00.438	+5.674	14:16:34.564
8	1:58.912	+4.148	14:18:33.476
9	2:01.101	+6.337	14:20:34.577
10	1:59.499	+4.735	14:22:34.076
11	2:01.799	+7.035	14:24:35.875
12	2:03.797	+9.033	14:26:39.672
13	1:59.133	+4.369	14:28:38.805

(81) CASADO GARCIA, LUIS

1	2:09.842	+13.214	14:04:50.768
2	1:59.820	+3.192	14:06:50.588
3	1:57.449	+0.821	14:08:48.037
4	1:59.189	+2.561	14:10:47.226
5	1:58.728	+2.100	14:12:45.954
6	2:00.219	+3.591	14:14:46.173
7	2:14.017	+17.389	14:17:00.190
8	1:58.083	+1.455	14:18:58.273
9	1:58.152	+1.524	14:20:56.425
10	1:56.628		14:22:53.053
11	1:59.240	+2.612	14:24:52.293
12	1:58.039	+1.411	14:26:50.332
13	1:59.974	+3.346	14:28:50.306

(91) TORRES ROMERO, JESUS

1	2:07.479	+12.077	14:04:48.889
2	1:56.446	+1.044	14:06:45.335
3	1:57.442	+2.040	14:08:42.777
4	1:55.519	+0.117	14:10:38.296
5	1:55.402		14:12:33.698
6	1:58.572	+3.170	14:14:32.270
7	2:26.348	+30.946	14:16:58.618
8	1:58.214	+2.812	14:18:56.832
9	1:58.210	+2.808	14:20:55.042
10	1:59.071	+3.669	14:22:54.113
11	1:58.770	+3.368	14:24:52.883
12	1:58.672	+3.270	14:26:51.555
13	2:01.327	+5.925	14:28:52.882

(18) GARIN VERA, ADRIAN

1	2:00.930	+2.478	14:04:42.395
2	1:58.452		14:06:40.847
3	2:03.845	+5.393	14:08:44.692
4	2:01.753	+3.301	14:10:46.445
5	2:03.076	+4.624	14:12:49.521
6	2:04.910	+6.458	14:14:54.431
7	2:17.478	+19.026	14:17:11.909

Jefe de cronometraje

Orbits

Provisional Los Comisarios Deportivos

Definitiva Hora:

El Director de Carrera

Hora:

El Cronametrador

Hora:

Camp. Aragón MX, 6º Memorial Gaibar-Mir

MX 3 / MX 150 / Veterano

Motorland - MX 0,000 km

Segunda Manga

15/12/2013 14:10

Carrera (20:00 y 2 Vueltas) iniciado a 14:02:35

Lap	Lap Tm	Diff	Time of Day
8	2:00.790	+2.338	14:19:12.699
9	2:00.911	+2.459	14:21:13.610
10	2:04.465	+6.013	14:23:18.075
11	2:01.271	+2.819	14:25:19.346
12	2:01.784	+3.332	14:27:21.130

(39) CANELA DIEZ, ABEL

Lap	Lap Tm	Diff	Time of Day
1	2:07.365	+5.560	14:04:48.021
2	2:03.450	+1.645	14:06:51.471
3	2:01.805		14:08:53.276
4	2:03.881	+2.076	14:10:57.157
5	2:04.069	+2.264	14:13:01.226
6	2:04.790	+2.985	14:15:06.016
7	2:04.191	+2.386	14:17:10.207
8	2:03.403	+1.598	14:19:13.610
9	2:02.144	+0.339	14:21:15.754
10	2:04.194	+2.389	14:23:19.948
11	2:01.877	+0.072	14:25:21.825
12	2:06.509	+4.704	14:27:28.334

(6) BUENO NAVALPOTRO, JESUS JULIAN

Lap	Lap Tm	Diff	Time of Day
1	2:08.338	+4.542	14:04:51.465
2	3:21.506	+1:17.710	14:08:12.971
3	2:06.351	+2.555	14:10:19.322
4	2:06.042	+2.246	14:12:25.364
5	2:04.874	+1.078	14:14:30.238
6	2:03.871	+0.075	14:16:34.109
7	2:04.705	+0.909	14:18:38.814
8	2:03.796		14:20:42.610
9	2:04.333	+0.537	14:22:46.943
10	2:08.126	+4.330	14:24:55.069
11	2:05.075	+1.279	14:27:00.144
12	2:05.048	+1.252	14:29:05.192

Lap	Lap Tm	Diff	Time of Day
-----	--------	------	-------------

Lap	Lap Tm	Diff	Time of Day
-----	--------	------	-------------

Jefe de cronometraje

Orbits

Provisional

Los Comisarios Deportivos

El Director de Carrera

El Cronametrador

Definitiva

Hora:

Hora:


Hora:

Camp. Aragón MX, 6º Memorial Gaibar-Mir

MX 3 / MX 150 / Veterano

Motorland - MX 0,000 km

Final MX3 / MX 150/ Veteranos



Pos.	Nº	Nombre	Total puntos	R-1	R-2	Club
MX-150						
1	23	MUÑOZ DE LA PEÑA VICENTE, JUAN	47	22	25	Sinesponsor Racing
2	85	MASCARILLA GUIU, GUILLEM	47	25	22	Mc. Segre
3	57	MUNERA LORIENTE, SERGIO	40	20	20	Pm. Oscense
4	19	MENE MANERO, LUIS	34	16	18	Tauste Mc.
5	18	GARIN VERA, ADRIAN	34	18	16	Mc. Bajo Aragón
NE	11	BERNADAUS VILLANUA, ANDRES	0	0	0	
MX-3						
1	104	ROMAN ROMAN, HECTOR	50	25	25	C.M. Epila
2	30	TELLO LAHOZ, LUIS	40	18	22	Mc. Bajo Aragón
3	224	ARMENGOL OLIVA, JORGE	40	20	20	Mc. Bajo Aragón
4	144	CUARTERO SANCHO, JOSE LUIS	38	22	16	C.M. Epila
5	111	ESPALLARGAS GIL, JESUS	32	14	18	Mc. Bajo Aragón
6	41	TORRERO RIERA, JORGE	27	13	14	A. D. Aragon Sport
7	5	BARBERAN PINA, JESUS	26	11	15	C.M. Alcañiz
8	93	TARRADAS BULTO, PATRICIO	26	15	11	Mc. Polea SX
9	47	BADIELLA POCA, PAU	25	16	9	Mc. Polea SX
10	83	BADENAS JUAREZ, RAFAEL MIGUEL	25	12	13	Ctat. Albaida
11	40	CASINO VELA, JOSE IGNACIO	22	10	12	Enduraid Org.
12	28	MUGUERZA GUIRAL, JAVIER	19	9	10	Mc. Monegros
13	191	SANCHEZ MARTIN, RUBEN	16	8	8	Mc. Villa de Utrillas
14	13	GAYA MIRO, JAUME	14	7	7	Mc. Segre
15	4	GIMENO PONZ, DAVID	10	4	6	Mc. Bajo Aragón
16	91	TORRES ROMERO, JESUS	10	6	4	Mc. Zuera
17	81	CASADO GARCIA, LUIS	10	5	5	A.D.M. La Almunia
18	39	CANELA DIEZ, ABEL	6	3	3	A.D.M. La Almunia
NT	139	SANCHEZ MARTIN, HECTOR	0	0	0	Mc. Villa de Utrillas
Veteranos						
1	74	REY ALLUE, JUAN CARLOS	50	25	25	Sinesponsor Racing
2	222	HERRERO CATALAN, JESUS	44	22	22	C.M. Alcañiz
3	9	ROMERO LACUEVA, JAVIER	38	18	20	Mc. Bajo Aragón
4	25	LLUCH LIARTE, JUAN CARLOS	38	20	18	Mc. Zuera
5	6	BUENO NAVALPOTRO, JESUS JULIAN	32	16	16	Mc. Zuera

Jefe de cronometraje

Orbits

Provisional

Los Comisarios Deportivos

El Director de Carrera

El Cronametrador

Definitiva

Hora:

Hora:

Hora:

Camp. Aragón MX, 6º Memorial Gaibar-Mir
Clasificado por mejor tiempo de vuelta

MX Promesas

Motorland - MX 0,000 km

Entrenos Oficiales

15/12/2013 09:50

Clasificación (15:00 Tiempo) iniciado a 9:49:59

Pos.	Nº	Nombre	Clase	Mejor Tm	Dif. 1º	Total Tº	En V.
1	50	GAYA HERNANDEZ, JAUME	Prom-Juv	1:49.867		16:15.161	6
2	9	FERRANDIS TORMOS, AITOR	Prom-Juv	1:52.041	2.174	16:47.867	7
3	49	RIBERA LOMBARTE, CESC	Prom-Juv	1:52.099	2.232	16:33.242	5
4	7	PRATS TORRADES, JORDI	Prom-Juv	1:53.796	3.929	15:47.207	6
5	17	MASCARILLA GUIU, VALERI XAVI	Prom-Juv	1:53.834	3.967	15:05.309	5
6	3	LACUESTA MARTINEZ, IVAN	Prom-Juv	1:54.117	4.250	16:50.277	6
7	24	URAIN MARTIN, ASIER	Prom-Juv	1:55.750	5.883	16:46.878	7
8	8	SAIZ OCHOA, DIEGO	Prom-Cad	1:55.937	6.070	15:55.350	7
9	19	JIMENEZ VILLALBA, DAVID	Prom-Juv	1:56.267	6.400	15:22.543	4
10	1	MENE MANERO, NICOLAS	Prom-Juv	1:56.686	6.819	16:12.771	6
11	43	PALACIN INAZ, OHIAN	Prom-Juv	1:57.770	7.903	14:35.676	5
12	75	COMELLAS SALA, GERARD	Prom-Juv	2:00.522	10.655	16:05.205	4
13	18	GUIMERA GASULLA, RAUL	Prom-Juv	2:01.887	12.020	15:59.938	4
14	12	COPPERWHEAT, OLIVER	Prom-Juv	2:04.003	14.136	16:10.766	6
15	99	ABELLAN GIL, JOSE MARIA	Prom-Cad	2:06.239	16.372	12:37.262	3
16	23	SAEZ ZAPATA, FERMIN	Prom-Juv	2:12.950	23.083	16:23.903	3
17	5	LABENA BLASCO, ANDRES	Prom-Juv	2:14.959	25.092	15:50.214	5

Jefe de cronometraje
Orbits
 Provisional

Los Comisarios Deportivos

El Director de Carrera

El Cronametrador

 Definitiva

Hora:

Hora:

Hora:

Camp. Aragón MX, 6º Memorial Gaibar-Mir

MX Promesas

Motorland - MX 0,000 km

Entrenos Oficiales

15/12/2013 09:50

Clasificación (15:00 Tiempo) iniciado a 9:49:59

Lap	Lap Tm	Diff	Time of Day
(50) GAYA HERNANDEZ, JAUME			
1	2:07.300	+17.433	9:52:11.946
2	1:56.106	+6.239	9:54:08.052
3	4:41.901	+2:52.034	9:58:49.953
4	1:51.668	+1.801	10:00:41.621
5	1:51.695	+1.828	10:02:33.316
6	1:49.867		10:04:23.183
7	1:51.220	+1.353	10:06:14.403

Lap	Lap Tm	Diff	Time of Day
(9) FERRANDIS TORMOS, AITOR			
1	2:47.687	+55.646	9:52:56.691
2	2:04.201	+12.160	9:55:00.892
3	1:58.385	+6.344	9:56:59.277
4	1:58.504	+6.463	9:58:57.781
5	1:58.693	+6.652	10:00:56.474
6	2:05.478	+13.437	10:03:01.952
7	1:52.041		10:04:53.993
8	1:53.116	+1.075	10:06:47.109

Lap	Lap Tm	Diff	Time of Day
(49) RIBERA LOMBARTE, CESC			
1	2:19.419	+27.320	9:57:05.010
2	1:54.798	+2.699	9:58:59.808
3	1:54.859	+2.760	10:00:54.667
4	1:53.291	+1.192	10:02:47.958
5	1:52.099		10:04:40.057
6	1:52.427	+0.328	10:06:32.484

Lap	Lap Tm	Diff	Time of Day
(7) PRATS TORRADES, JORDI			
1	2:17.882	+24.086	9:52:23.684
2	2:18.630	+24.834	9:54:42.314
3	3:21.873	+1:28.077	9:58:04.187
4	1:56.462	+2.666	10:00:00.649
5	1:57.663	+3.867	10:01:58.312
6	1:53.796		10:03:52.108
7	1:54.341	+0.545	10:05:46.449

Lap	Lap Tm	Diff	Time of Day
(17) MASCARILLA GUIU, VALERI XAVIER			
1	2:26.388	+32.554	9:52:37.490
2	2:07.059	+13.225	9:54:44.549
3	2:52.983	+59.149	9:57:37.532
4	1:55.697	+1.863	9:59:33.229
5	1:53.834		10:01:27.063
6	3:37.488	+1:43.654	10:05:04.551

Lap	Lap Tm	Diff	Time of Day
(3) LACUESTA MARTINEZ, IVAN			
1	2:17.955	+23.838	9:52:32.506
2	2:07.779	+13.662	9:54:40.285
3	2:02.573	+8.456	9:56:42.858
4	2:04.197	+10.080	9:58:47.055
5	2:11.104	+16.987	10:00:58.159
6	1:54.117		10:02:52.276
7	3:57.243	+2:03.126	10:06:49.519

Lap	Lap Tm	Diff	Time of Day
(24) URAIN MARTIN, ASIER			
1	2:14.515	+18.765	9:52:27.655
2	2:04.347	+8.597	9:54:32.002
3	1:58.559	+2.809	9:56:30.561
4	1:59.072	+3.322	9:58:29.633
5	1:56.969	+1.219	10:00:26.602
6	4:23.768	+2:28.018	10:04:50.370
7	1:55.750		10:06:46.120

Lap	Lap Tm	Diff	Time of Day
(8) SAIZ OCHOA, DIEGO			
1	2:15.630	+19.693	9:53:45.881
2	2:09.577	+13.640	9:55:55.458

Lap	Lap Tm	Diff	Time of Day
3	2:06.795	+10.858	9:58:02.253
4	2:00.570	+4.633	10:00:02.823
5	1:57.606	+1.669	10:02:00.429
6	1:58.226	+2.289	10:03:58.655
7	1:55.937		10:05:54.592

Lap	Lap Tm	Diff	Time of Day
(19) JIMENEZ VILLALBA, DAVID			
1	2:13.636	+17.369	9:52:24.239
2	2:27.016	+30.749	9:54:51.255
3	1:58.161	+1.894	9:56:49.416
4	1:56.267		9:58:45.683
5	6:36.102	+4:39.835	10:05:21.785

Lap	Lap Tm	Diff	Time of Day
(1) MENE MANERO, NICOLAS			
1	2:31.402	+34.716	9:52:58.511
2	3:16.554	+1:19.868	9:56:15.065
3	2:03.733	+7.047	9:58:18.798
4	1:59.039	+2.353	10:00:17.837
5	1:57.581	+0.895	10:02:15.418
6	1:56.686		10:04:12.104
7	1:59.909	+3.223	10:06:12.013

Lap	Lap Tm	Diff	Time of Day
(43) PALACIN INAZ, OHIAN			
1	2:26.736	+28.966	9:52:38.615
2	2:24.654	+26.884	9:55:03.269
3	3:28.268	+1:30.498	9:58:31.537
4	2:02.979	+5.209	10:00:34.516
5	1:57.770		10:02:32.286
6	2:02.632	+4.862	10:04:34.918

Lap	Lap Tm	Diff	Time of Day
(75) COMELLAS SALA, GERARD			
1	2:23.894	+23.372	9:52:41.390
2	2:06.023	+5.501	9:54:47.413
3	2:04.213	+3.691	9:56:51.626
4	2:00.522		9:58:52.148
5	5:10.500	+3:09.978	10:04:02.648
6	2:01.799	+1.277	10:06:04.447

Lap	Lap Tm	Diff	Time of Day
(18) GUIMERA GASULLA, RAUL			
1	2:13.394	+11.507	9:55:08.262
2	2:38.491	+36.604	9:57:46.753
3	2:03.916	+2.029	9:59:50.669
4	2:01.887		10:01:52.556
5	2:03.535	+1.648	10:03:56.091
6	2:03.089	+1.202	10:05:59.180

Lap	Lap Tm	Diff	Time of Day
(12) COPPERWHEAT, OLIVER			
1	2:25.856	+21.853	9:54:06.141
2	2:12.813	+8.810	9:56:18.954
3	2:10.381	+6.378	9:58:29.335
4	2:24.482	+20.479	10:00:53.817
5	3:12.188	+1:08.185	10:04:06.005
6	2:04.003		10:06:10.008

Lap	Lap Tm	Diff	Time of Day
(99) ABELLAN GIL, JOSE MARIA			
1	2:39.578	+33.339	9:54:37.448
2	3:16.263	+1:10.024	9:57:53.711
3	2:06.239		9:59:59.950
4	2:36.554	+30.315	10:02:36.504

Lap	Lap Tm	Diff	Time of Day
(23) SAEZ ZAPATA, FERMIN			
1	2:46.220	+33.270	9:54:37.641
2	2:36.404	+23.454	9:57:14.045
3	2:12.950		9:59:26.995
4	2:37.258	+24.308	10:02:04.253
5	4:18.892	+2:05.942	10:06:23.145

Jefe de cronometraje

Orbits

Provisional

Los Comisarios Deportivos

El Director de Carrera

El Cronametrador

Definitiva

Hora:

Hora:

Hora:

Camp. Aragón MX, 6º Memorial Gaibar-Mir

Clasificado por vueltas

MX Promesas

Motorland - MX 0,000 km

Primera Manga

15/12/2013 11:35

Carrera (15:00 y 2 Vueltas) iniciado a 11:32:27

Pos.	Nº	Nombre	Vts.	Total Tº	Dif.	Mejor Tm	Club
1	9	FERRANDIS TORMOS, AITOR	11	20:15.130		1:48.898	Alcora Competició
2	50	GAYA HERNANDEZ, JAUME	11	20:16.427	1.297	1:48.239	Mc. Segre
3	7	PRATS TORRADES, JORDI	11	20:43.628	28.498	1:51.085	Mc. Segre
4	24	URAIN MARTIN, ASIER	11	20:47.887	32.757	1:50.724	Mc. Segre
5	49	RIBERA LOMBARTE, CESC	11	20:49.836	34.706	1:52.026	Mc. Segre
6	8	SAIZ OCHOA, DIEGO	11	21:03.282	48.152	1:51.127	C.M. Epila
7	3	LACUESTA MARTINEZ, IVAN	11	21:04.673	49.543	1:51.461	MC Xarquim
8	17	MASCARILLA GUIU, VALERI XAVIER	11	21:27.328	1:12.198	1:52.749	Mc. Segre
9	99	ABELLAN GIL, JOSE MARIA	11	21:28.198	1:13.068	1:53.123	C.M. Epila
10	1	MENE MANERO, NICOLAS	11	21:32.549	1:17.419	1:53.981	Tauste Mc.
11	19	JIMENEZ VILLALBA, DAVID	11	21:39.483	1:24.353	1:51.127	Molareño & Conarpesa
12	18	GUIMERA GASULLA, RAUL	11	21:41.346	1:26.216	1:56.010	Trial Matarraña
13	75	COMELLAS SALA, GERARD	11	21:43.650	1:28.520	1:55.941	Mc. Segre
14	43	PALACIN INAZ, OHIAN	10	20:17.401	1 Vuelta	1:55.716	Mc. Zuera
15	5	LABENA BLASCO, ANDRES	10	20:18.541	1 Vuelta	1:59.146	Mc. Salvador
16	12	COPPERWHEAT, OLIVER	10	21:00.024	1 Vuelta	2:01.843	Ctat. Albaida
17	23	SAEZ ZAPATA, FERMIN	10	21:32.682	1 Vuelta	2:04.090	Tauste Mc.

Margin of Victory	Avg. Speed	Best Lap Tm	Best Spd	Best Lap by
1.297	-	1:48.239	-	50 - GAYA HERNANDEZ, JAUME

Jefe de cronometraje

Orbits

Provisional

Los Comisarios Deportivos

El Director de Carrera

El Cronametrador

Definitiva

Hora:

Hora:

Hora:

Camp. Aragón MX, 6º Memorial Gaibar-Mir
Clasificado por vueltas

MX Promesas

Motorland - MX 0,000 km

Primera Manga

15/12/2013 11:35

Carrera (15:00 y 2 Vueltas) iniciado a 11:32:27

Pos.	Nº	Nombre	Vts.	Total Tº	Dif.	Mejor Tm	Club
Prom-Cad							
1	8	SAIZ OCHOA, DIEGO	11	21:03.282		1:51.127	C.M. Epila
2	99	ABELLAN GIL, JOSE MARIA	11	21:28.198	24.916	1:53.123	C.M. Epila
Prom-Juv							
1	9	FERRANDIS TORMOS, AITOR	11	20:15.130		1:48.898	Alcora Competició
2	50	GAYA HERNANDEZ, JAUME	11	20:16.427	1.297	1:48.239	Mc. Segre
3	7	PRATS TORRADES, JORDI	11	20:43.628	28.498	1:51.085	Mc. Segre
4	24	URAIN MARTIN, ASIER	11	20:47.887	32.757	1:50.724	Mc. Segre
5	49	RIBERA LOMBARTE, CESC	11	20:49.836	34.706	1:52.026	Mc. Segre
6	3	LACUESTA MARTINEZ, IVAN	11	21:04.673	49.543	1:51.461	MC Xarquim
7	17	MASCARILLA GUIU, VALERI XAVIER	11	21:27.328	1:12.198	1:52.749	Mc. Segre
8	1	MENE MANERO, NICOLAS	11	21:32.549	1:17.419	1:53.981	Tauste Mc.
9	19	JIMENEZ VILLALBA, DAVID	11	21:39.483	1:24.353	1:51.127	Molareño & Conarpesa
10	18	GUIMERA GASULLA, RAUL	11	21:41.346	1:26.216	1:56.010	Trial Matarraña
11	75	COMELLAS SALA, GERARD	11	21:43.650	1:28.520	1:55.941	Mc. Segre
12	43	PALACIN INAZ, OHIAN	10	20:17.401	1 Vuelta	1:55.716	Mc. Zuera
13	5	LABENA BLASCO, ANDRES	10	20:18.541	1 Vuelta	1:59.146	Mc. Salvador
14	12	COPPERWHEAT, OLIVER	10	21:00.024	1 Vuelta	2:01.843	Ctat. Albaida
15	23	SAEZ ZAPATA, FERMIN	10	21:32.682	1 Vuelta	2:04.090	Tauste Mc.

Margin of Victory	Avg. Speed	Best Lap Tm	Best Spd	Best Lap by
1.297	-	1:48.239	-	50 - GAYA HERNANDEZ, JAUME

Jefe de cronometraje
Orbits
 Provisional

Los Comisarios Deportivos

El Director de Carrera

El Cronametrador

 Definitiva

Hora:

Hora:

Hora:

Camp. Aragón MX, 6º Memorial Gaibar-Mir

MX Promesas Motorland - MX 0,000 km

Primera Manga 15/12/2013 11:35

Carrera (15:00 y 2 Vueltas) iniciado a 11:32:27

Lap	Lap Tm	Diff	Time of Day
4	2:02.877	+1.034	11:40:57.299
5	2:04.602	+2.759	11:43:01.901
6	2:03.352	+1.509	11:45:05.253
7	2:05.175	+3.332	11:47:10.428
8	2:04.584	+2.741	11:49:15.012
9	2:05.305	+3.462	11:51:20.317
10	2:07.293	+5.450	11:53:27.610

Lap	Lap Tm	Diff	Time of Day
-----	--------	------	-------------

Lap	Lap Tm	Diff	Time of Day
-----	--------	------	-------------

(23) SAEZ ZAPATA, FERMIN

1	2:26.308	+22.218	11:34:59.900
2	2:04.090		11:37:03.990
3	2:06.468	+2.378	11:39:10.458
4	2:04.812	+0.722	11:41:15.270
5	2:05.963	+1.873	11:43:21.233
6	2:11.481	+7.391	11:45:32.714
7	2:05.374	+1.284	11:47:38.088
8	2:06.954	+2.864	11:49:45.042
9	2:07.605	+3.515	11:51:52.647
10	2:07.621	+3.531	11:54:00.268

Jefe de cronometraje

Orbits

Provisional

Los Comisarios Deportivos

El Director de Carrera

El Cronametrador

Definitiva

Hora:

Hora:

Hora:

Camp. Aragón MX, 6º Memorial Gaibar-Mir

Clasificado por vueltas

MX Promesas

Motorland - MX 0,000 km

Segunda Manga

15/12/2013 13:25

Carrera (15:00 y 2 Vueltas) iniciado a 13:21:45

Pos.	Nº	Nombre	Vts.	Total Tº	Dif.	Mejor Tm	Club
1	9	FERRANDIS TORMOS, AITOR	10	18:53.341		1:51.157	Alcora Competició
2	19	JIMENEZ VILLALBA, DAVID	10	18:55.536	2.195	1:49.717	Molareño & Conarpesa
3	50	GAYA HERNANDEZ, JAUME	10	19:03.363	10.022	1:50.244	Mc. Segre
4	7	PRATS TORRADES, JORDI	10	19:09.002	15.661	1:51.615	Mc. Segre
5	3	LACUESTA MARTINEZ, IVAN	10	19:11.160	17.819	1:50.810	MC Xarquim
6	24	URAIN MARTIN, ASIER	10	19:11.588	18.247	1:51.330	Mc. Segre
7	17	MASCARILLA GUIU, VALERI XAVIER	10	19:18.909	25.568	1:53.379	Mc. Segre
8	49	RIBERA LOMBARTE, CESC	10	19:29.608	36.267	1:53.701	Mc. Segre
9	8	SAIZ OCHOA, DIEGO	10	19:35.319	41.978	1:52.635	C.M. Epila
10	1	MENE MANERO, NICOLAS	10	19:57.438	1:04.097	1:56.522	Tauste Mc.
11	75	COMELLAS SALA, GERARD	10	20:22.512	1:29.171	1:59.957	Mc. Segre
12	18	GUIMERA GASULLA, RAUL	10	20:25.227	1:31.886	1:58.831	Trial Matarraña
13	43	PALACIN INAZ, OHIAN	10	20:39.179	1:45.838	1:58.447	Mc. Zuera
14	12	COPPERWHEAT , OLIVER	9	19:09.011	1 Vuelta	2:04.260	Ctat. Albaida
15	99	ABELLAN GIL, JOSE MARIA	9	19:16.191	1 Vuelta	1:56.439	C.M. Epila
16	5	LABENA BLASCO, ANDRES	9	19:18.442	1 Vuelta	2:01.152	Mc. Salvador
17	23	SAEZ ZAPATA, FERMIN	9	19:23.419	1 Vuelta	2:03.422	Tauste Mc.

Margin of Victory	Avg. Speed	Best Lap Tm	Best Spd	Best Lap by
2.195	-	1:49.717	-	19 - JIMENEZ VILLALBA, DAVID

Jefe de cronometraje

Orbits

Provisional

Los Comisarios Deportivos

El Director de Carrera

El Cronametrador

Definitiva

Hora:

Hora:

Hora:

Camp. Aragón MX, 6º Memorial Gaibar-Mir

Clasificado por vueltas

MX Promesas

Motorland - MX 0,000 km

Segunda Manga

15/12/2013 13:25

Carrera (15:00 y 2 Vueltas) iniciado a 13:21:45

Pos.	Nº	Nombre	Vts.	Total Tº	Dif.	Mejor Tm	Club
Prom-Cad							
1	8	SAIZ OCHOA, DIEGO	10	19:35.319		1:52.635	C.M. Epila
2	99	ABELLAN GIL, JOSE MARIA	9	19:16.191	1 Vuelta	1:56.439	C.M. Epila
Prom-Juv							
1	9	FERRANDIS TORMOS, AITOR	10	18:53.341		1:51.157	Alcora Competició
2	19	JIMENEZ VILLALBA, DAVID	10	18:55.536	2.195	1:49.717	Molareño & Conarpesa
3	50	GAYA HERNANDEZ, JAUME	10	19:03.363	10.022	1:50.244	Mc. Segre
4	7	PRATS TORRADES, JORDI	10	19:09.002	15.661	1:51.615	Mc. Segre
5	3	LACUESTA MARTINEZ, IVAN	10	19:11.160	17.819	1:50.810	MC Xarquim
6	24	URAIN MARTIN, ASIER	10	19:11.588	18.247	1:51.330	Mc. Segre
7	17	MASCARILLA GUIU, VALERI XAVIER	10	19:18.909	25.568	1:53.379	Mc. Segre
8	49	RIBERA LOMBARTE, CESC	10	19:29.608	36.267	1:53.701	Mc. Segre
9	1	MENE MANERO, NICOLAS	10	19:57.438	1:04.097	1:56.522	Tauste Mc.
10	75	COMELLAS SALA, GERARD	10	20:22.512	1:29.171	1:59.957	Mc. Segre
11	18	GUIMERA GASULLA, RAUL	10	20:25.227	1:31.886	1:58.831	Trial Matarraña
12	43	PALACIN INAZ, OHIAN	10	20:39.179	1:45.838	1:58.447	Mc. Zuera
13	12	COPPERWHEAT, OLIVER	9	19:09.011	1 Vuelta	2:04.260	Ctat. Albaida
14	5	LABENA BLASCO, ANDRES	9	19:18.442	1 Vuelta	2:01.152	Mc. Salvador
15	23	SAEZ ZAPATA, FERMIN	9	19:23.419	1 Vuelta	2:03.422	Tauste Mc.

Margin of Victory	Avg. Speed	Best Lap Tm	Best Spd	Best Lap by
2.195	-	1:49.717	-	19 - JIMENEZ VILLALBA, DAVID

Jefe de cronometraje

Orbits

Provisional

Los Comisarios Deportivos

El Director de Carrera

El Cronametrador

Definitiva

Hora:

Hora:

Hora:

Camp. Aragón MX, 6º Memorial Gaibar-Mir

MX Promesas

Motorland - MX 0,000 km

Segunda Manga

15/12/2013 13:25

Carrera (15:00 y 2 Vueltas) iniciado a 13:21:45

Lap	Lap Tm	Diff	Time of Day
(9) FERRANDIS TORMOS, AITOR			
1	1:51.634	+0.477	13:23:41.670
2	1:55.597	+4.440	13:25:37.267
3	1:52.189	+1.032	13:27:29.456
4	1:51.157		13:29:20.613
5	1:53.293	+2.136	13:31:13.906
6	1:52.567	+1.410	13:33:06.473
7	1:51.980	+0.823	13:34:58.453
8	1:53.408	+2.251	13:36:51.861
9	1:53.483	+2.326	13:38:45.344
10	1:53.421	+2.264	13:40:38.765

Lap	Lap Tm	Diff	Time of Day
(19) JIMENEZ VILLALBA, DAVID			
1	1:55.544	+5.827	13:23:46.673
2	1:54.425	+4.708	13:25:41.098
3	1:53.127	+3.410	13:27:34.225
4	1:53.666	+3.949	13:29:27.891
5	1:50.452	+0.735	13:31:18.343
6	1:49.717		13:33:08.060
7	1:52.094	+2.377	13:35:00.154
8	1:52.613	+2.896	13:36:52.767
9	1:53.589	+3.872	13:38:46.356
10	1:54.604	+4.887	13:40:40.960

Lap	Lap Tm	Diff	Time of Day
(50) GAYA HERNANDEZ, JAUME			
1	1:55.724	+5.480	13:23:46.194
2	1:53.432	+3.188	13:25:39.626
3	1:53.967	+3.723	13:27:33.593
4	1:55.658	+5.414	13:29:29.251
5	1:51.343	+1.099	13:31:20.594
6	1:50.915	+0.671	13:33:11.509
7	1:50.244		13:35:01.753
8	1:52.032	+1.788	13:36:53.785
9	1:53.244	+3.000	13:38:47.029
10	2:01.758	+11.514	13:40:48.787

Lap	Lap Tm	Diff	Time of Day
(7) PRATS TORRADES, JORDI			
1	2:00.789	+9.174	13:23:51.723
2	1:54.141	+2.526	13:25:45.864
3	1:53.423	+1.808	13:27:39.287
4	1:54.854	+3.239	13:29:34.141
5	1:54.824	+3.209	13:31:28.965
6	1:51.660	+0.045	13:33:20.625
7	1:51.615		13:35:12.240
8	1:52.191	+0.576	13:37:04.431
9	1:56.316	+4.701	13:39:00.747
10	1:53.679	+2.064	13:40:54.426

Lap	Lap Tm	Diff	Time of Day
(3) LACUESTA MARTINEZ, IVAN			
1	1:54.031	+3.221	13:23:44.544
2	1:53.402	+2.592	13:25:37.946
3	1:52.772	+1.962	13:27:30.718
4	1:50.810		13:29:21.528
5	2:01.473	+10.663	13:31:23.001
6	1:52.844	+2.034	13:33:15.845
7	1:52.120	+1.310	13:35:07.965
8	1:53.659	+2.849	13:37:01.624
9	1:58.418	+7.608	13:39:00.042
10	1:56.542	+5.732	13:40:56.584

Lap	Lap Tm	Diff	Time of Day
(24) URAIN MARTIN, ASIÉR			
1	2:00.983	+9.653	13:23:52.323
2	1:58.111	+6.781	13:25:50.434
3	1:55.569	+4.239	13:27:46.003
4	1:52.416	+1.086	13:29:38.419

Lap	Lap Tm	Diff	Time of Day
5	1:51.330		13:31:29.749
6	1:51.419	+0.089	13:33:21.168
7	1:53.570	+2.240	13:35:14.738
8	1:53.295	+1.965	13:37:08.033
9	1:54.467	+3.137	13:39:02.500
10	1:54.512	+3.182	13:40:57.012

Lap	Lap Tm	Diff	Time of Day
(17) MASCARILLA GUIU, VALERI XAVIER			
1	1:59.038	+5.659	13:23:49.454
2	1:59.112	+5.733	13:25:48.566
3	1:55.924	+2.545	13:27:44.490
4	1:53.454	+0.075	13:29:37.944
5	1:53.789	+0.410	13:31:31.733
6	1:53.379		13:33:25.112
7	1:54.419	+1.040	13:35:19.531
8	1:54.805	+1.426	13:37:14.336
9	1:53.888	+0.509	13:39:08.224
10	1:56.109	+2.730	13:41:04.333

Lap	Lap Tm	Diff	Time of Day
(49) RIBERA LOMBARTE, CESC			
1	2:00.446	+6.745	13:23:51.101
2	1:58.924	+5.223	13:25:50.025
3	1:55.612	+1.911	13:27:45.637
4	1:55.894	+2.193	13:29:41.531
5	1:54.821	+1.120	13:31:36.352
6	1:57.060	+3.359	13:33:33.412
7	1:57.249	+3.548	13:35:30.661
8	1:56.051	+2.350	13:37:26.712
9	1:54.619	+0.918	13:39:21.331
10	1:53.701		13:41:15.032

Lap	Lap Tm	Diff	Time of Day
(8) SAIZ OCHOA, DIEGO			
1	2:02.517	+9.882	13:23:53.695
2	1:57.765	+5.130	13:25:51.460
3	1:56.384	+3.749	13:27:47.844
4	1:54.705	+2.070	13:29:42.549
5	1:54.777	+2.142	13:31:37.326
6	1:52.635		13:33:29.961
7	1:54.310	+1.675	13:35:24.271
8	2:09.118	+16.483	13:37:33.389
9	1:52.676	+0.041	13:39:26.065
10	1:54.678	+2.043	13:41:20.743

Lap	Lap Tm	Diff	Time of Day
(1) MENE MANERO, NICOLAS			
1	2:07.132	+10.610	13:23:58.562
2	1:58.640	+2.118	13:25:57.202
3	1:59.497	+2.975	13:27:56.699
4	1:59.525	+3.003	13:29:56.224
5	1:56.522		13:31:52.746
6	1:57.053	+0.531	13:33:49.799
7	1:57.111	+0.589	13:35:46.910
8	1:57.498	+0.976	13:37:44.408
9	1:58.886	+2.364	13:39:43.294
10	1:59.568	+3.046	13:41:42.862

Lap	Lap Tm	Diff	Time of Day
(75) COMELLAS SALA, GERARD			
1	2:04.048	+4.091	13:23:54.967
2	2:01.385	+1.428	13:25:56.352
3	2:01.512	+1.555	13:27:57.864
4	2:01.602	+1.645	13:29:59.466
5	2:02.728	+2.771	13:32:02.194
6	2:00.641	+0.684	13:34:02.835
7	1:59.957		13:36:02.792
8	2:03.036	+3.079	13:38:05.828
9	2:01.842	+1.885	13:40:07.670
10	2:00.266	+0.309	13:42:07.936

Lap	Lap Tm	Diff	Time of Day
(18) GUIMERA GASULLA, RAUL			
1	1:59.029	+0.198	13:23:49.825
2	1:59.194	+0.363	13:25:49.019
3	2:00.268	+1.437	13:27:49.287
4	2:00.067	+1.236	13:29:49.354
5	1:59.185	+0.354	13:31:48.539
6	2:00.050	+1.219	13:33:48.589
7	1:58.831		13:35:47.420
8	2:00.767	+1.936	13:37:48.187
9	2:04.576	+5.745	13:39:52.763
10	2:17.888	+19.057	13:42:10.651

Lap	Lap Tm	Diff	Time of Day
(43) PALACIN INAZ, OHIAN			
1	2:09.264	+10.817	13:24:00.945
2	2:03.878	+5.431	13:26:04.823
3	2:03.363	+4.916	13:28:08.186
4	2:01.155	+2.708	13:30:09.341
5	1:58.447		13:32:07.788
6	2:00.336	+1.889	13:34:08.124
7	2:00.479	+2.032	13:36:08.603
8	2:02.104	+3.657	13:38:10.707
9	2:05.306	+6.859	13:40:16.013
10	2:08.590	+10.143	13:42:24.603

Lap	Lap Tm	Diff	Time of Day
(12) COPPERWHEAT, OLIVER			
1	2:07.046	+2.786	13:23:57.857
2	2:05.044	+0.784	13:26:02.901
3	2:04.667	+0.407	13:28:07.568
4	2:04.674	+0.414	13:30:12.242
5	2:04.260		13:32:16.502
6	2:06.447	+2.187	13:34:22.949
7	2:09.070	+4.810	13:36:32.019
8	2:11.376	+7.116	13:38:43.395
9	2:11.040	+6.780	13:40:54.435

Lap	Lap Tm	Diff	Time of Day
(99) ABELLAN GIL, JOSE MARIA			
1	2:07.555	+11.116	13:23:58.812
2	2:01.247	+4.808	13:26:00.059
3	1:58.320	+1.881	13:27:58.379
4	1:58.446	+2.007	13:29:56.825
5	1:56.439		13:31:53.264
6	1:57.685	+1.246	13:33:50.949
7	1:57.701	+1.262	13:35:48.650
8	3:13.377	+1:16.938	13:39:02.027
9	1:59.588	+3.149	13:41:01.615

Lap	Lap Tm	Diff	Time of Day
(5) LABENA BLASCO, ANDRES			
1	2:08.918	+7.766	13:24:00.384
2	2:03.793	+2.641	13:26:04.177
3	2:05.906	+4.754	13:28:10.083
4	2:22.409	+21.257	13:30:32.492
5	2:01.152		13:32:33.644
6	2:17.949	+16.797	13:34:51.593
7	2:03.597	+2.445	13:36:55.190
8	2:03.238	+2.086	13:38:58.428
9	2:05.438	+4.286	13:41:03.866

Lap	Lap Tm	Diff	Time of Day
(23) SAEZ ZAPATA, FERMIN			
1	2:13.916	+10.494	13:24:04.552
2	2:16.020	+12.598	13:26:20.572
3	2:06.027	+2.605	13:28:26.599
4	2:07.329	+3.907	13:30:33.928
5	2:03.422		13:32:37.350
6	2:06.386	+2.964	13:34:43.736
7	2:07.175	+3.753	13:36:50.911

Jefe de cronometraje

Orbits

Provisional

Los Comisarios Deportivos

El Director de Carrera

El Cronametrador

Definitiva

Hora:

Hora:

Hora:

Camp. Aragón MX, 6º Memorial Gaibar-Mir

MX Promesas Motorland - MX 0,000 km

Segunda Manga 15/12/2013 13:25

Carrera (15:00 y 2 Vueltas) iniciado a 13:21:45

Lap	Lap Tm	Diff	Time of Day
8	2:08.998	+5.576	13:38:59.909
9	2:08.934	+5.512	13:41:08.843

Lap	Lap Tm	Diff	Time of Day
-----	--------	------	-------------

Lap	Lap Tm	Diff	Time of Day
-----	--------	------	-------------

Jefe de cronometraje Orbits

Provisional Los Comisarios Deportivos El Director de Carrera El Cronametrador

Definitiva Hora: Hora: Hora:


Página 2/2

Camp. Aragón MX, 6º Memorial Gaibar-Mir

MX Promesas

Motorland - MX 0,000 km

Final Promesas



Pos.	Nº	Nombre	Total puntos	R-1	R-2	Club
Prom-Cad						
1	8	SAIZ OCHOA, DIEGO	50	25	25	C.M. Epila
2	99	ABELLAN GIL, JOSE MARIA	44	22	22	C.M. Epila
Prom-Juv						
1	9	FERRANDIS TORMOS, AITOR	50	25	25	Alcora Competició
2	50	GAYA HERNANDEZ, JAUME	42	22	20	Mc. Segre
3	7	PRATS TORRADES, JORDI	38	20	18	Mc. Segre
4	19	JIMENEZ VILLALBA, DAVID	34	12	22	Molareño & Conarpesa
5	24	URAIN MARTIN, ASIER	33	18	15	Mc. Segre
6	3	LACUESTA MARTINEZ, IVAN	31	15	16	MC Xarquim
7	49	RIBERA LOMBARTE, CESC	29	16	13	Mc. Segre
8	17	MASCARILLA GUIU, VALERI XAVIER	28	14	14	Mc. Segre
9	1	MENE MANERO, NICOLAS	25	13	12	Tauste Mc.
10	75	COMELLAS SALA, GERARD	21	10	11	Mc. Segre
11	18	GUIMERA GASULLA, RAUL	21	11	10	Trial Matarraña
12	43	PALACIN INAZ, OHIAN	18	9	9	Mc. Zuera
13	12	COPPERWHEAT , OLIVER	15	7	8	Ctat. Albaida
14	5	LABENA BLASCO, ANDRES	15	8	7	Mc. Salvador
15	23	SAEZ ZAPATA, FERMIN	12	6	6	Tauste Mc.

Jefe de cronometraje

Orbits

Provisional

Los Comisarios Deportivos

El Director de Carrera

El Cronametrador

Definitiva

Hora:

Hora:

Hora:

Camp. Aragón MX, 6º Memorial Gaibar-Mir

Clasificado por mejor tiempo de vuelta

MX Alevín

Motorland - MX 0,000 km

Entrenos Oficiales

15/12/2013 10:10

Clasificación (15:00 Tiempo) iniciado a 10:10:40

Pos.	Nº	Nombre	Clase	Mejor Tm	Dif. 1º	Total Tº	En V.
1	12	PAMIAS ROIG, MARC	Alevín	1:50.997		15:04.485	7
2	51	GRAVES , TYLER SAMUEL	Alevín	2:05.587	14.590	15:20.866	3
3	20	FERRE PLA, FERRAN	Alevín	2:05.902	14.905	15:35.001	7
4	7	TORRIJO SIESO, DIEGO	Alevín	2:07.071	16.074	15:50.197	2
5	82	BAENA LIMERES, KYLIAN	Alevín	2:10.062	19.065	16:35.383	6
6	75	PONS SALADELAFONT, ORIOL	Alevín	2:14.741	23.744	15:32.897	2
7	6	EMBID LATORRE, MANUEL	Alevín	2:17.179	26.182	15:41.878	5
8	99	ABELLAN GIL, EDGAR	Alevín	2:23.783	32.786	16:48.254	6
9	17	CLAVER GIMENEZ, CRISTIAN	Alevín	2:29.147	38.150	16:08.406	4
10	61	BALLESTER FERRER, NACHO	Alevín	2:32.071	41.074	11:38.990	3
11	5	GIL SALANOVA, EDGAR	Alevín	2:40.360	49.363	12:30.460	2
12	39	MONTAÑES PONZ, MARCOS	Alevín	2:45.105	54.108	6:38.211	1

Jefe de cronometraje

Orbits

Provisional

Los Comisarios Deportivos

El Director de Carrera

El Cronametrador

Definitiva

Hora:

Hora:

Hora:

Camp. Aragón MX, 6º Memorial Gaibar-Mir

MX Alevín

Motorland - MX 0,000 km

Entrenos Oficiales

15/12/2013 10:10

Clasificación (15:00 Tiempo) iniciado a 10:10:40

Lap	Lap Tm	Diff	Time of Day
(20) FERRE PLA, FERRAN			
1	2:32.733	+59.380	10:13:28.597
2	2:28.314	+54.961	10:15:56.911
3	1:33.353		10:17:30.264
4	2:12.322	+38.969	10:19:42.586
5	2:10.861	+37.508	10:21:53.447
6	2:16.297	+42.944	10:24:09.744
7	2:05.902	+32.549	10:26:15.646

Lap	Lap Tm	Diff	Time of Day
(12) PAMIAS ROIG, MARC			
1	2:14.659	+23.662	10:13:03.075
2	1:59.582	+8.585	10:15:02.657
3	2:00.858	+9.861	10:17:03.515
4	1:53.898	+2.901	10:18:57.413
5	2:51.741	+1:00.744	10:21:49.154
6	2:04.979	+13.982	10:23:54.133
7	1:50.997		10:25:45.130

Lap	Lap Tm	Diff	Time of Day
(51) GRAVES , TYLER SAMUEL			
1	2:15.188	+9.601	10:13:06.223
2	2:19.353	+13.766	10:15:25.576
3	2:05.587		10:17:31.163
4	2:07.167	+1.580	10:19:38.330
5	2:07.980	+2.393	10:21:46.310
6	2:06.056	+0.469	10:23:52.366
7	2:09.145	+3.558	10:26:01.511

Lap	Lap Tm	Diff	Time of Day
(7) TORRIJO SIESO, DIEGO			
1	2:16.272	+9.201	10:13:08.682
2	2:07.071		10:15:15.753
3	2:07.609	+0.538	10:17:23.362
4	2:07.647	+0.576	10:19:31.009
5	2:07.522	+0.451	10:21:38.531
6	2:07.573	+0.502	10:23:46.104
7	2:44.738	+37.667	10:26:30.842

Lap	Lap Tm	Diff	Time of Day
(82) BAENA LIMERES, KYLIAN			
1	2:19.168	+9.106	10:13:12.622
2	2:10.937	+0.875	10:15:23.559
3	3:07.528	+57.466	10:18:31.087
4	2:13.224	+3.162	10:20:44.311
5	2:11.405	+1.343	10:22:55.716
6	2:10.062		10:25:05.778
7	2:10.250	+0.188	10:27:16.028

Lap	Lap Tm	Diff	Time of Day
(75) PONS SALADELAFONT, ORIOL			
1	2:19.899	+5.158	10:13:24.211
2	2:14.741		10:15:38.952
3	5:52.181	+3:37.440	10:21:31.133
4	2:16.170	+1.429	10:23:47.303
5	2:26.239	+11.498	10:26:13.542

Lap	Lap Tm	Diff	Time of Day
(6) EMBID LATORRE, MANUEL			
1	2:35.696	+18.517	10:13:49.711
2	2:30.538	+13.359	10:16:20.249
3	3:07.482	+50.303	10:19:27.731
4	2:20.246	+3.067	10:21:47.977
5	2:17.179		10:24:05.156
6	2:17.367	+0.188	10:26:22.523

Lap	Lap Tm	Diff	Time of Day
(99) ABELLAN GIL, EDGAR			
1	2:51.480	+27.697	10:13:59.117
2	2:36.357	+12.574	10:16:35.474
3	3:34.088	+1:10.305	10:20:09.562
4	2:29.142	+5.359	10:22:38.704

Lap	Lap Tm	Diff	Time of Day
5	2:26.412	+2.629	10:25:05.116
6	2:23.783		10:27:28.899

Lap	Lap Tm	Diff	Time of Day
(17) CLAVER GIMENEZ, CRISTIAN			
1	3:00.070	+30.923	10:14:00.512
2	2:38.071	+8.924	10:16:38.583
3	2:32.737	+3.590	10:19:11.320
4	2:29.147		10:21:40.467
5	2:33.525	+4.378	10:24:13.992
6	2:35.059	+5.912	10:26:49.051

Lap	Lap Tm	Diff	Time of Day
(61) BALLESTER FERRER, NACHO			
1	3:06.366	+34.295	10:14:36.450
2	2:33.483	+1.412	10:17:09.933
3	2:32.071		10:19:42.004
4	2:37.631	+5.560	10:22:19.635

Lap	Lap Tm	Diff	Time of Day
(5) GIL SALANOVA, EDGAR			
1	3:52.099	+1:11.739	10:15:07.831
2	2:40.360		10:17:48.191
3	2:40.843	+0.483	10:20:29.034
4	2:42.071	+1.711	10:23:11.105

Lap	Lap Tm	Diff	Time of Day
(39) MONTAÑES PONZ, MARCOS			
1	2:45.105		10:13:53.681
2	3:25.175	+40.070	10:17:18.856

Jefe de cronometraje

Orbits

Provisional

Los Comisarios Deportivos

El Director de Carrera

El Cronametrador

Definitiva

Hora:

Hora:

Hora:

Camp. Aragón MX, 6º Memorial Gaibar-Mir

Clasificado por vueltas

MX Alevín

Motorland - MX 0,000 km

Primera Manga

15/12/2013 12:00

Carrera (10:00 y 2 Vueltas) iniciado a 11:55:58

Pos.	Nº	Nombre	Vts.	Total Tº	Dif.	Mejor Tm	Club
1	82	BAENA LIMERES, KYLIAN	8	16:48.739		2:03.361	Mc. Polea SX
2	51	GRAVES , TYLER SAMUEL	8	16:52.523	3.784	2:04.995	CM RRR72
3	7	TORRIJO SIESO, DIEGO	8	17:11.358	22.619	2:04.256	C.M. Epila
4	20	FERRE PLA, FERRAN	8	18:24.629	1:35.890	2:04.898	Mc Senia
5	99	ABELLAN GIL, EDGAR	8	18:25.740	1:37.001	2:13.560	C.M. Epila
6	39	MONTAÑES PONZ, MARCOS	8	18:35.432	1:46.693	2:15.218	
7	17	CLAVER GIMENEZ, CRISTIAN	7	17:56.902	1 Vuelta	2:31.038	Sinesponsor Racing
8	61	BALLESTER FERRER, NACHO	7	18:17.726	1 Vuelta	2:23.662	C.M. Alcañiz
9	6	EMBED LATORRE, MANUEL	7	18:23.865	1 Vuelta	2:13.161	Mc. Salvador
10	75	PONS SALADELAFONT, ORIOL	7	18:55.036	1 Vuelta	2:12.299	Amv Torroella
11	5	GIL SALANOVA, EDGAR	7	19:00.487	1 Vuelta	2:33.879	A. D. Aragón Sport

No clasificado

NT	12	PAMIAS ROIG, MARC	6	11:36.677	NT	1:54.265	Mc. Segre
----	----	-------------------	---	-----------	----	----------	-----------

Margin of Victory	Avg. Speed	Best Lap Tm	Best Spd	Best Lap by
3.784	-	2:03.361	-	82 - BAENA LIMERES, KYLIAN

Jefe de cronometraje

Orbits

Provisional

Los Comisarios Deportivos

El Director de Carrera

El Cronametrador

Definitiva

Hora:

Hora:

Hora:

Camp. Aragón MX, 6º Memorial Gaibar-Mir

MX Alevín

Motorland - MX 0,000 km

Primera Manga

15/12/2013 12:00

Carrera (10:00 y 2 Vueltas) iniciado a 11:55:58

Lap	Lap Tm	Diff	Time of Day
(82) BAENA LIMERES, KYLIAN			
1	2:05.709	+2.348	11:58:10.825
2	2:06.736	+3.375	12:00:17.561
3	2:05.543	+2.182	12:02:23.104
4	2:04.847	+1.486	12:04:27.951
5	2:05.560	+2.199	12:06:33.511
6	2:06.120	+2.759	12:08:39.631
7	2:03.361		12:10:42.992
8	2:04.071	+0.710	12:12:47.063

(51) GRAVES, TYLER SAMUEL			
1	2:05.438	+0.443	11:58:09.761
2	2:07.146	+2.151	12:00:16.907
3	2:05.603	+0.608	12:02:22.510
4	2:05.203	+0.208	12:04:27.713
5	2:05.477	+0.482	12:06:33.190
6	2:07.645	+2.650	12:08:40.835
7	2:04.995		12:10:45.830
8	2:05.017	+0.022	12:12:50.847

(7) TORRIJO SIESO, DIEGO			
1	2:09.120	+4.864	11:58:14.433
2	2:06.717	+2.461	12:00:21.150
3	2:04.256		12:02:25.406
4	2:06.367	+2.111	12:04:31.773
5	2:07.744	+3.488	12:06:39.517
6	2:08.363	+4.107	12:08:47.880
7	2:10.832	+6.576	12:10:58.712
8	2:10.970	+6.714	12:13:09.682

(20) FERRE PLA, FERRAN			
1	2:07.799	+2.901	11:58:13.220
2	2:06.096	+1.198	12:00:19.316
3	2:04.898		12:02:24.214
4	2:05.742	+0.844	12:04:29.956
5	2:55.476	+50.578	12:07:25.432
6	2:16.374	+11.476	12:09:41.806
7	2:16.484	+11.586	12:11:58.290
8	2:24.663	+19.765	12:14:22.953

(99) ABELLAN GIL, EDGAR			
1	2:22.027	+8.467	11:58:27.515
2	2:18.996	+5.436	12:00:46.511
3	2:15.413	+1.853	12:03:01.924
4	2:17.091	+3.531	12:05:19.015
5	2:13.560		12:07:32.575
6	2:15.512	+1.952	12:09:48.087
7	2:17.423	+3.863	12:12:05.510
8	2:18.554	+4.994	12:14:24.064

(39) MONTAÑES PONZ, MARCOS			
1	2:22.621	+7.403	11:58:28.869
2	2:16.141	+0.923	12:00:45.010
3	2:15.218		12:03:00.228
4	2:17.330	+2.112	12:05:17.558
5	2:17.902	+2.684	12:07:35.460
6	2:18.808	+3.590	12:09:54.268
7	2:19.125	+3.907	12:12:13.393
8	2:20.363	+5.145	12:14:33.756

(17) CLAVER GIMENEZ, CRISTIAN			
1	2:31.293	+0.255	11:58:37.550
2	2:40.361	+9.323	12:01:17.911
3	2:32.085	+1.047	12:03:49.996
4	2:31.415	+0.377	12:06:21.411

5	2:31.723	+0.685	12:08:53.134
6	2:31.054	+0.016	12:11:24.188
7	2:31.038		12:13:55.226

(61) BALLESTER FERRER, NACHO			
1	3:38.458	+1:14.796	11:59:43.507
2	2:23.662		12:02:07.169
3	2:26.054	+2.392	12:04:33.223
4	2:24.506	+0.844	12:06:57.729
5	2:25.881	+2.219	12:09:23.610
6	2:27.326	+3.664	12:11:50.936
7	2:25.114	+1.452	12:14:16.050

(6) EMBID LATORRE, MANUEL			
1	2:17.385	+4.224	11:58:23.033
2	2:17.425	+4.264	12:00:40.458
3	2:13.161		12:02:53.619
4	2:36.427	+23.266	12:05:30.046
5	3:39.053	+1:25.892	12:09:09.099
6	2:19.400	+6.239	12:11:28.499
7	2:53.690	+40.529	12:14:22.189

(75) PONS SALADELAFONT, ORIOL			
1	5:04.726	+2:52.427	12:01:10.381
2	2:12.299		12:03:22.680
3	2:15.440	+3.141	12:05:38.120
4	2:18.026	+5.727	12:07:56.146
5	2:19.597	+7.298	12:10:15.743
6	2:18.694	+6.395	12:12:34.437
7	2:18.923	+6.624	12:14:53.360

(5) GIL SALANOVA, EDGAR			
1	2:33.988	+0.109	11:58:40.423
2	2:49.492	+15.613	12:01:29.915
3	2:33.879		12:04:03.794
4	2:39.545	+5.666	12:06:43.339
5	2:39.875	+5.996	12:09:23.214
6	2:43.388	+9.509	12:12:06.602
7	2:52.209	+18.330	12:14:58.811

(12) PAMIAS ROIG, MARC			
1	1:54.265		11:57:59.289
2	1:56.014	+1.749	11:59:55.303
3	1:54.702	+0.437	12:01:50.005
4	1:54.598	+0.333	12:03:44.603
5	1:54.556	+0.291	12:05:39.159
6	1:55.842	+1.577	12:07:35.001

Jefe de cronometraje

Orbits

Provisional

Los Comisarios Deportivos

El Director de Carrera

El Cronometrador

Definitiva

Hora:

Hora:

Hora:

Camp. Aragón MX, 6º Memorial Gaibar-Mir
Clasificado por vueltas

MX Alevín

Motorland - MX 0,000 km

Segunda Manga

15/12/2013 13:50

Carrera iniciado a 13:44:07

Pos.	Nº	Nombre	Vts.	Total Tº	Dif.	Mejor Tm	Club
1	12	PAMIAS ROIG, MARC	7	13:40.461		1:55.077	Mc. Segre
2	82	BAENA LIMERES, KYLIAN	7	14:54.697	1:14.236	2:04.758	Mc. Polea SX
3	7	TORRIJO SIESO, DIEGO	7	15:02.995	1:22.534	2:05.726	C.M. Epila
4	20	FERRE PLA, FERRAN	7	15:08.496	1:28.035	2:06.777	Mc Senia
5	51	GRAVES , TYLER SAMUEL	7	15:40.201	1:59.740	2:09.376	CM RRR72
6	75	PONS SALADELAFONT, ORIOL	6	14:06.247	1 Vuelta	2:17.997	Amv Torroella
7	39	MONTAÑES PONZ, MARCOS	6	14:07.292	1 Vuelta	2:18.040	
8	6	EMBID LATORRE, MANUEL	6	14:24.124	1 Vuelta	2:18.567	Mc. Salvador
9	61	BALLESTER FERRER, NACHO	6	14:44.764	1 Vuelta	2:22.397	C.M. Alcañiz
10	99	ABELLAN GIL, EDGAR	6	16:02.851	1 Vuelta	2:23.157	C.M. Epila
11	17	CLAVER GIMENEZ, CRISTIAN	6	16:14.000	1 Vuelta	2:22.447	Sinesponsor Racing
12	5	GIL SALANOVA, EDGAR	6	16:36.318	1 Vuelta	2:36.475	A. D. Aragon Sport

Margin of Victory
Avg. Speed
Best Lap Tm
Best Spd
Best Lap by

1:14.236

-

1:55.077

-

12 - PAMIAS ROIG, MARC

Jefe de cronometraje
Orbits
 Provisional

Los Comisarios Deportivos

El Director de Carrera

El Cronametrador

 Definitiva

Hora:

Hora:

Hora:

Camp. Aragón MX, 6º Memorial Gaibar-Mir

MX Alevín

Motorland - MX 0,000 km

Segunda Manga

15/12/2013 13:50

Carrera iniciado a 13:44:07

Lap	Lap Tm	Diff	Time of Day
(12) PAMIAS ROIG, MARC			
1	1:55.077		13:46:09.396
2	1:55.666	+0.589	13:48:05.062
3	1:56.987	+1.910	13:50:02.049
4	1:55.384	+0.307	13:51:57.433
5	1:56.990	+1.913	13:53:54.423
6	1:56.952	+1.875	13:55:51.375
7	1:56.934	+1.857	13:57:48.309

Lap	Lap Tm	Diff	Time of Day
(82) BAENA LIMERES, KYLIAN			
1	2:04.758		13:46:18.794
2	2:07.923	+3.165	13:48:26.717
3	2:08.097	+3.339	13:50:34.814
4	2:08.169	+3.411	13:52:42.983
5	2:07.152	+2.394	13:54:50.135
6	2:06.078	+1.320	13:56:56.213
7	2:06.332	+1.574	13:59:02.545

Lap	Lap Tm	Diff	Time of Day
(7) TORRIJO SIESO, DIEGO			
1	2:11.430	+5.704	13:46:25.969
2	2:05.726		13:48:31.695
3	2:07.529	+1.803	13:50:39.224
4	2:09.068	+3.342	13:52:48.292
5	2:06.892	+1.166	13:54:55.184
6	2:07.097	+1.371	13:57:02.281
7	2:08.562	+2.836	13:59:10.843

Lap	Lap Tm	Diff	Time of Day
(20) FERRE PLA, FERRAN			
1	2:09.046	+2.269	13:46:23.776
2	2:06.777		13:48:30.553
3	2:09.449	+2.672	13:50:40.002
4	2:08.888	+2.111	13:52:48.890
5	2:07.405	+0.628	13:54:56.295
6	2:10.120	+3.343	13:57:06.415
7	2:09.929	+3.152	13:59:16.344

Lap	Lap Tm	Diff	Time of Day
(51) GRAVES, TYLER SAMUEL			
1	2:16.618	+7.242	13:46:40.924
2	2:13.617	+4.241	13:48:54.541
3	2:10.265	+0.889	13:51:04.806
4	2:12.164	+2.788	13:53:16.970
5	2:10.626	+1.250	13:55:27.596
6	2:09.376		13:57:36.972
7	2:11.077	+1.701	13:59:48.049

Lap	Lap Tm	Diff	Time of Day
(75) PONS SALADELAFONT, ORIOL			
1	2:19.595	+1.598	13:46:35.210
2	2:20.517	+2.520	13:48:55.727
3	2:19.694	+1.697	13:51:15.421
4	2:17.997		13:53:33.418
5	2:20.455	+2.458	13:55:53.873
6	2:20.222	+2.225	13:58:14.095

Lap	Lap Tm	Diff	Time of Day
(39) MONTAÑES PONZ, MARCOS			
1	2:24.072	+6.032	13:46:39.393
2	2:18.040		13:48:57.433
3	2:19.492	+1.452	13:51:16.925
4	2:20.328	+2.288	13:53:37.253
5	2:18.771	+0.731	13:55:56.024
6	2:19.116	+1.076	13:58:15.140

Lap	Lap Tm	Diff	Time of Day
(6) EMBID LATORRE, MANUEL			
1	2:20.351	+1.784	13:46:34.695
2	2:19.304	+0.737	13:48:53.999
3	2:19.970	+1.403	13:51:13.969

Lap	Lap Tm	Diff	Time of Day
4	2:22.296	+3.729	13:53:36.265
5	2:18.567		13:55:54.832
6	2:37.140	+18.573	13:58:31.972

Lap	Lap Tm	Diff	Time of Day
(61) BALLESTER FERRER, NACHO			
1	2:29.408	+7.011	13:46:43.706
2	2:22.397		13:49:06.103
3	2:22.535	+0.138	13:51:28.638
4	2:25.312	+2.915	13:53:53.950
5	2:26.471	+4.074	13:56:20.421
6	2:32.191	+9.794	13:58:52.612

Lap	Lap Tm	Diff	Time of Day
(99) ABELLAN GIL, EDGAR			
1	3:31.130	+1:07.973	13:47:46.195
2	2:26.567	+3.410	13:50:12.762
3	2:32.410	+9.253	13:52:45.172
4	2:38.467	+15.310	13:55:23.639
5	2:23.157		13:57:46.796
6	2:23.903	+0.746	14:00:10.699

Lap	Lap Tm	Diff	Time of Day
(17) CLAVER GIMENEZ, CRISTIAN			
1	2:28.957	+6.510	13:46:45.470
2	2:22.447		13:49:07.917
3	2:22.934	+0.487	13:51:30.851
4	3:10.176	+47.729	13:54:41.027
5	2:42.406	+19.959	13:57:23.433
6	2:58.415	+35.968	14:00:21.848

Lap	Lap Tm	Diff	Time of Day
(5) GIL SALANOVA, EDGAR			
1	2:36.475		13:46:52.082
2	2:40.439	+3.964	13:49:32.521
3	2:38.748	+2.273	13:52:11.269
4	2:40.893	+4.418	13:54:52.162
5	2:46.480	+10.005	13:57:38.642
6	3:05.524	+29.049	14:00:44.166

Jefe de cronometraje

Orbits

Provisional

Los Comisarios Deportivos

El Director de Carrera

El Cronametrador

Definitiva

Hora:

Hora:


Hora:

Camp. Aragón MX, 6º Memorial Gaibar-Mir

MX Alevín

Motorland - MX 0,000 km

Final MX Alevín



Pos.	Nº	Nombre	Total puntos	R-1	R-2	Club
Alevín						
1	82	BAENA LIMERES, KYLIAN	47	25	22	Mc. Polea SX
2	7	TORRIJO SIESO, DIEGO	40	20	20	C.M. Epila
3	51	GRAVES , TYLER SAMUEL	38	22	16	CM RRR72
4	20	FERRE PLA, FERRAN	36	18	18	Mc Senia
5	39	MONTAÑES PONZ, MARCOS	29	15	14	
6	99	ABELLAN GIL, EDGAR	27	16	11	C.M. Epila
7	75	PONS SALADELAFONT, ORIOL	26	11	15	Amv Torroella
8	12	PAMIAS ROIG, MARC	25	0	25	Mc. Segre
9	6	EMBED LATORRE, MANUEL	25	12	13	Mc. Salvador
10	61	BALLESTER FERRER, NACHO	25	13	12	C.M. Alcañiz
11	17	CLAVER GIMENEZ, CRISTIAN	24	14	10	Sinesponsor Racing
12	5	GIL SALANOVA, EDGAR	19	10	9	A. D. Aragon Sport

Jefe de cronometraje

Orbits

Provisional

Los Comisarios Deportivos

El Director de Carrera

El Cronametrador

Definitiva

Hora:

Hora:

Hora: