

# MX Promo Aragón, Poleñino

# Clasificado por mejor tiempo de vuelta

MX 85cc

Poleñino 0,000 km

Entrenos Oficiales

09/11/2013 10:00

Clasificación (15:00 Tiempo) iniciado a 10:00:55

Pos.	N°	Nombre	Clase	Mejor Tm	Dif. 1°	Total T°	En V.
1	84	TOMAS CASTILLO, ERIC	Promesas	1:25.181		16:00.806	11
2	9	FERRANDIS TORMOS, AITOR	Promesas	1:26.049	0.868	15:55.429	9
3	13	LACUESTA MARTINEZ, IVAN	Promesas	1:27.693	2.512	15:03.175	10
4	23	SAEZ ZAPATA, FERMIN	Promesas	1:32.305	7.124	15:14.735	8
5	32	FERRE PLA, EDGAR	Promesas	1:33.338	8.157	15:49.767	8
6	4	ARIE LORENTE, ADRIAN	Promesas	1:33.498	8.317	15:50.315	7
7	5	LABENA BLASCO, ANDRES	Promesas	1:37.140	11.959	16:28.924	6
8	14	PANZANO FERRER, MARCOS	Promesas	1:38.693	13.512	15:26.449	7
9	12	COPPERWHEAT , OLIVER	Promesas	1:39.153	13.972	15:48.250	8
10	35	OLMOS ABANCES, DANIEL	Promesas	1:57.252	32.071	15:46.550	7
11	99	ABELLAN GIL, JOSE MARIA	Promesas				0

Jefe de cronometraje

Orbits

Provisional

Los Comisarios Deportivos

El Director de Carrera

El Cronametrador

Definitiva

Hora:

Hora:

Hora:

# MX Promo Aragón, Poleñino

MX 85cc

Poleñino 0,000 km

Entrenos Oficiales

09/11/2013 10:00

Clasificación (15:00 Tiempo) iniciado a 10:00:55

Lap	Lap Tm	Diff	Time of Day
<b>(84) TOMAS CASTILLO, ERIC</b>			
1			10:02:18.519
2	<b>1:36.648</b>	+11.467	10:03:55.167
3	<b>1:29.622</b>	+4.441	10:05:24.789
4	<b>1:26.447</b>	+1.266	10:06:51.236
5	<b>1:27.200</b>	+2.019	10:08:18.436
6	<b>1:26.765</b>	+1.584	10:09:45.201
7	<b>1:27.318</b>	+2.137	10:11:12.519
8	<b>1:26.851</b>	+1.670	10:12:39.370
9	<b>1:25.906</b>	+0.725	10:14:05.276
10	<b>1:25.536</b>	+0.355	10:15:30.812
11	<b>1:25.181</b>		10:16:55.993

Lap	Lap Tm	Diff	Time of Day
<b>(9) FERRANDIS TORMOS, AITOR</b>			
1			10:02:12.704
2	<b>1:33.373</b>	+7.324	10:03:46.077
3	<b>1:29.294</b>	+3.245	10:05:15.371
4	<b>1:27.893</b>	+1.844	10:06:43.264
5	<b>1:27.043</b>	+0.994	10:08:10.307
6	<b>1:27.561</b>	+1.512	10:09:37.868
7	<b>1:26.435</b>	+0.386	10:11:04.303
8	<b>1:26.611</b>	+0.562	10:12:30.914
9	<b>1:26.049</b>		10:13:56.963
10	<b>1:26.431</b>	+0.382	10:15:23.394
11	<b>1:27.222</b>	+1.173	10:16:50.616

Lap	Lap Tm	Diff	Time of Day
<b>(13) LACUESTA MARTINEZ, IVAN</b>			
1			10:02:23.303
2	<b>1:39.016</b>	+11.323	10:04:02.319
3	<b>1:32.316</b>	+4.623	10:05:34.635
4	<b>1:30.266</b>	+2.573	10:07:04.901
5	<b>1:28.966</b>	+1.273	10:08:33.867
6	<b>1:29.126</b>	+1.433	10:10:02.993
7	<b>1:29.316</b>	+1.623	10:11:32.309
8	<b>1:29.271</b>	+1.578	10:13:01.580
9	<b>1:29.089</b>	+1.396	10:14:30.669
10	<b>1:27.693</b>		10:15:58.362

Lap	Lap Tm	Diff	Time of Day
<b>(23) SAEZ ZAPATA, FERMIN</b>			
1			10:02:30.607
2	<b>1:55.696</b>	+23.391	10:04:26.303
3	<b>1:46.427</b>	+14.122	10:06:12.730
4	<b>1:36.035</b>	+3.730	10:07:48.765
5	<b>1:37.508</b>	+5.203	10:09:26.273
6	<b>1:41.256</b>	+8.951	10:11:07.529
7	<b>1:34.839</b>	+2.534	10:12:42.368
8	<b>1:32.305</b>		10:14:14.673
9	<b>1:55.249</b>	+22.944	10:16:09.922

Lap	Lap Tm	Diff	Time of Day
<b>(32) FERRE PLA, EDGAR</b>			
1			10:02:22.003
2	<b>1:43.141</b>	+9.803	10:04:05.144
3	<b>1:37.281</b>	+3.943	10:05:42.425
4	<b>1:34.688</b>	+1.350	10:07:17.113
5	<b>1:34.769</b>	+1.431	10:08:51.882
6	<b>1:35.083</b>	+1.745	10:10:26.965
7	<b>1:34.293</b>	+0.955	10:12:01.258
8	<b>1:33.338</b>		10:13:34.596
9	<b>1:35.067</b>	+1.729	10:15:09.663
10	<b>1:35.291</b>	+1.953	10:16:44.954

Lap	Lap Tm	Diff	Time of Day
<b>(4) ARIE LORENTE, ADRIAN</b>			
1			10:02:15.047
2	<b>1:41.210</b>	+7.712	10:03:56.257
3	<b>1:35.368</b>	+1.870	10:05:31.625

Lap	Lap Tm	Diff	Time of Day
4	<b>1:35.957</b>	+2.459	10:07:07.582
5	<b>1:44.844</b>	+11.346	10:08:52.426
6	<b>1:36.105</b>	+2.607	10:10:28.531
7	<b>1:33.498</b>		10:12:02.029
8	<b>1:33.762</b>	+0.264	10:13:35.791
9	<b>1:34.650</b>	+1.152	10:15:10.441
10	<b>1:35.061</b>	+1.563	10:16:45.502

Lap	Lap Tm	Diff	Time of Day
<b>(5) LABENA BLASCO, ANDRES</b>			
1			10:02:24.163
2	<b>1:43.003</b>	+5.863	10:04:07.166
3	<b>1:39.697</b>	+2.557	10:05:46.863
4	<b>1:39.442</b>	+2.302	10:07:26.305
5	<b>1:41.139</b>	+3.999	10:09:07.444
6	<b>1:37.140</b>		10:10:44.584
7	<b>1:38.138</b>	+0.998	10:12:22.722
8	<b>1:37.680</b>	+0.540	10:14:00.402
9	<b>1:40.118</b>	+2.978	10:15:40.520
10	<b>1:43.591</b>	+6.451	10:17:24.111

Lap	Lap Tm	Diff	Time of Day
<b>(14) PANZANO FERRER, MARCOS</b>			
1			10:02:42.021
2	<b>1:46.754</b>	+8.061	10:04:28.775
3	<b>1:46.454</b>	+7.761	10:06:15.229
4	<b>1:43.519</b>	+4.826	10:07:58.748
5	<b>1:42.420</b>	+3.727	10:09:41.168
6	<b>1:40.965</b>	+2.272	10:11:22.133
7	<b>1:38.693</b>		10:13:00.826
8	<b>1:40.615</b>	+1.922	10:14:41.441
9	<b>1:40.195</b>	+1.502	10:16:21.636

Lap	Lap Tm	Diff	Time of Day
<b>(12) COPPERWHEAT, OLIVER</b>			
1			10:02:46.497
2	<b>1:56.992</b>	+17.839	10:04:43.489
3	<b>1:41.853</b>	+2.700	10:06:25.342
4	<b>1:42.121</b>	+2.968	10:08:07.463
5	<b>1:54.268</b>	+15.115	10:10:01.731
6	<b>1:41.988</b>	+2.835	10:11:43.719
7	<b>1:40.436</b>	+1.283	10:13:24.155
8	<b>1:39.153</b>		10:15:03.308
9	<b>1:40.129</b>	+0.976	10:16:43.437

Lap	Lap Tm	Diff	Time of Day
<b>(35) OLMOS ABANCES, DANIEL</b>			
1			10:03:29.199
2	<b>3:12.574</b>	+1:15.322	10:06:41.773
3	<b>2:00.737</b>	+3.485	10:08:42.510
4	<b>2:00.094</b>	+2.842	10:10:42.604
5	<b>2:02.327</b>	+5.075	10:12:44.931
6	<b>1:59.554</b>	+2.302	10:14:44.485
7	<b>1:57.252</b>		10:16:41.737

Jefe de cronometraje

Orbits

Provisional

Los Comisarios Deportivos

El Director de Carrera

El Cronometrador

Definitiva

Hora:

Hora:

Hora:

**MX Promo Aragón, Poleñino**

**Clasificado por vueltas**

MX 85cc

Poleñino 0,000 km

Primera Manga

09/11/2013 11:05

Carrera (10:00 y 2 Vueltas) iniciado a 10:56:05

Pos.	N°	Nombre	Vts.	Total T°	Dif.	Mejor Tm	Club
1	84	TOMAS CASTILLO, ERIC	9	14:07.000		1:24.481	Mc. Segre
2	9	FERRANDIS TORMOS, AITOR	9	14:18.220	11.220	1:24.837	Alcora Competició
3	13	LACUESTA MARTINEZ, IVAN	9	14:40.386	33.386	1:26.365	MC Xarquín
4	23	SAEZ ZAPATA, FERMIN	9	15:22.967	1:15.967	1:31.398	Tauste Mc.
5	32	FERRE PLA, EDGAR	9	15:23.977	1:16.977	1:31.209	Mc Senia
6	4	ARIE LORENTE, ADRIAN	9	15:39.469	1:32.469	1:31.135	C.M. Epila
7	12	COPPERWHEAT , OLIVER	8	14:31.808	1 Vuelta	1:36.658	Ctat. Albaida
8	5	LABENA BLASCO, ANDRES	8	14:38.815	1 Vuelta	1:34.759	Mc. Salvador
9	14	PANZANO FERRER, MARCOS	8	14:48.454	1 Vuelta	1:36.896	Independiente
10	35	OLMOS ABANCES, DANIEL	6	15:03.147	3 Vueltas	1:55.092	A. D. Aragon Sport

Margin of Victory	Avg. Speed	Best Lap Tm	Best Spd	Best Lap by
11.220	-	1:24.481	-	84 - TOMAS CASTILLO, ERIC

**Jefe de cronometraje** **Orbits**

<input type="checkbox"/> Provisional	Los Comisarios Deportivos	El Director de Carrera	El Cronametrador
<input type="checkbox"/> Definitiva	Hora:	Hora:	Hora:



# MX Promo Aragón, Poleñino

MX 85cc Poleñino 0,000 km

Primera Manga 09/11/2013 11:05

Carrera (10:00 y 2 Vueltas) iniciado a 10:56:05

Lap	Lap Tm	Diff	Time of Day
<b>(84) TOMAS CASTILLO, ERIC</b>			
1	1:25.999	+1.518	10:58:47.668
2	1:26.088	+1.607	11:00:13.756
3	1:26.448	+1.967	11:01:40.204
4	1:24.481		11:03:04.685
5	1:25.640	+1.159	11:04:30.325
6	1:25.048	+0.567	11:05:55.373
7	1:25.643	+1.162	11:07:21.016
8	1:25.381	+0.900	11:08:46.397
9	1:25.830	+1.349	11:10:12.227

<b>(9) FERRANDIS TORMOS, AITOR</b>			
1	1:25.383	+0.546	10:58:53.614
2	1:24.837		11:00:18.451
3	1:24.993	+0.156	11:01:43.444
4	1:25.543	+0.706	11:03:08.987
5	1:25.431	+0.594	11:04:34.418
6	1:26.568	+1.731	11:06:00.986
7	1:27.581	+2.744	11:07:28.567
8	1:27.281	+2.444	11:08:55.848
9	1:27.599	+2.762	11:10:23.447

<b>(13) LACUESTA MARTINEZ, IVAN</b>			
1	1:30.475	+4.110	10:59:01.178
2	1:31.296	+4.931	11:00:32.474
3	1:28.278	+1.913	11:02:00.752
4	1:26.662	+0.297	11:03:27.414
5	1:26.365		11:04:53.779
6	1:26.605	+0.240	11:06:20.384
7	1:27.191	+0.826	11:07:47.575
8	1:28.214	+1.849	11:09:15.789
9	1:29.824	+3.459	11:10:45.613

<b>(23) SAEZ ZAPATA, FERMIN</b>			
1	1:33.092	+1.694	10:59:00.557
2	1:31.488	+0.090	11:00:32.045
3	1:34.854	+3.456	11:02:06.899
4	1:34.906	+3.508	11:03:41.805
5	1:35.547	+4.149	11:05:17.352
6	1:33.751	+2.353	11:06:51.103
7	1:33.148	+1.750	11:08:24.251
8	1:31.398		11:09:55.649
9	1:32.545	+1.147	11:11:28.194

<b>(32) FERRE PLA, EDGAR</b>			
1	1:36.663	+5.454	10:59:10.398
2	1:32.250	+1.041	11:00:42.648
3	1:31.274	+0.065	11:02:13.922
4	1:31.632	+0.423	11:03:45.554
5	1:33.055	+1.846	11:05:18.609
6	1:35.288	+4.079	11:06:53.897
7	1:31.457	+0.248	11:08:25.354
8	1:31.209		11:09:56.563
9	1:32.641	+1.432	11:11:29.204

<b>(4) ARIE LORENTE, ADRIAN</b>			
1	1:32.050	+0.915	10:59:11.335
2	1:32.659	+1.524	11:00:43.994
3	1:31.135		11:02:15.129
4	1:31.794	+0.659	11:03:46.923
5	1:32.619	+1.484	11:05:19.542
6	1:36.655	+5.520	11:06:56.197
7	1:35.628	+4.493	11:08:31.825
8	1:35.801	+4.666	11:10:07.626
9	1:37.070	+5.935	11:11:44.696

Lap	Lap Tm	Diff	Time of Day
<b>(12) COPPERWHEAT, OLIVER</b>			
1	1:36.658		10:59:09.830
2	1:37.753	+1.095	11:00:47.583
3	1:38.688	+2.030	11:02:26.271
4	1:37.972	+1.314	11:04:04.243
5	1:38.210	+1.552	11:05:42.453
6	1:38.155	+1.497	11:07:20.608
7	1:39.313	+2.655	11:08:59.921
8	1:37.114	+0.456	11:10:37.035

<b>(5) LABENA BLASCO, ANDRES</b>			
1	1:36.044	+1.285	10:59:10.499
2	1:54.512	+19.753	11:01:05.011
3	1:34.759		11:02:39.770
4	1:36.699	+1.940	11:04:16.469
5	1:35.756	+0.997	11:05:52.225
6	1:35.780	+1.021	11:07:28.005
7	1:38.900	+4.141	11:09:06.905
8	1:37.137	+2.378	11:10:44.042

<b>(14) PANZANO FERRER, MARCOS</b>			
1	1:38.184	+1.288	10:59:28.327
2	1:39.501	+2.605	11:01:07.828
3	1:36.927	+0.031	11:02:44.755
4	1:37.604	+0.708	11:04:22.359
5	1:37.657	+0.761	11:06:00.016
6	1:38.127	+1.231	11:07:38.143
7	1:36.896		11:09:15.039
8	1:38.642	+1.746	11:10:53.681

<b>(35) OLMOS ABANCES, DANIEL</b>			
1	1:55.092		10:59:45.439
2	1:55.817	+0.725	11:01:41.256
3	2:59.498	+1:04.406	11:04:40.754
4	2:13.122	+18.030	11:06:53.876
5	2:19.093	+24.001	11:09:12.969
6	1:55.405	+0.313	11:11:08.374

Jefe de cronometraje Orbits

Provisional Los Comisarios Deportivos El Director de Carrera El Cronametrador

Definitiva Hora: Hora: Hora:

**MX Promo Aragón, Poleñino**

**Clasificado por vueltas**

MX 85cc

Poleñino 0,000 km

Segunda Manga

09/11/2013 12:05

Carrera (10:00 y 2 Vueltas) iniciado a 11:54:09

Pos.	Nº	Nombre	Vts.	Total Tº	Dif.	Mejor Tm	Club
1	84	TOMAS CASTILLO, ERIC	9	13:59.541		1:23.521	Mc. Segre
2	9	FERRANDIS TORMOS, AITOR	9	14:06.927	7.386	1:24.529	Alcora Competició
3	13	LACUESTA MARTINEZ, IVAN	9	14:28.200	28.659	1:26.924	MC Xarquín
4	32	FERRE PLA, EDGAR	9	15:24.566	1:25.025	1:32.432	Mc Senia
5	23	SAEZ ZAPATA, FERMIN	9	15:33.503	1:33.962	1:33.716	Tauste Mc.
6	12	COPPERWHEAT , OLIVER	8	14:23.337	1 Vuelta	1:34.995	Ctat. Albaida
7	5	LABENA BLASCO, ANDRES	8	14:24.911	1 Vuelta	1:35.523	Mc. Salvador
8	14	PANZANO FERRER, MARCOS	8	14:56.408	1 Vuelta	1:36.543	Independiente
9	4	ARIE LORENTE, ADRIAN	6	14:38.087	3 Vueltas	1:34.472	C.M. Epila
10	35	OLMOS ABANCES, DANIEL	6	14:38.328	3 Vueltas	1:55.236	A. D. Aragon Sport

Margin of Victory	Avg. Speed	Best Lap Tm	Best Spd	Best Lap by
7.386	-	1:23.521	-	84 - TOMAS CASTILLO, ERIC

**Jefe de cronometraje** **Orbits**

<input type="checkbox"/> Provisional	Los Comisarios Deportivos	El Director de Carrera	El Cronametrador
<input type="checkbox"/> Definitiva	Hora:	Hora:	Hora:



# MX Promo Aragón, Poleñino

MX 85cc

Poleñino 0,000 km

Segunda Manga

09/11/2013 12:05

Carrera (10:00 y 2 Vueltas) iniciado a 11:54:09

Lap	Lap Tm	Diff	Time of Day
<b>(84) TOMAS CASTILLO, ERIC</b>			
1	1:25.347	+1.826	11:56:47.602
2	1:24.741	+1.220	11:58:12.343
3	1:24.757	+1.236	11:59:37.100
4	1:24.949	+1.428	12:01:02.049
5	1:26.357	+2.836	12:02:28.406
6	1:26.523	+3.002	12:03:54.929
7	1:25.297	+1.776	12:05:20.226
8	1:23.521		12:06:43.747
9	1:24.988	+1.467	12:08:08.735

Lap	Lap Tm	Diff	Time of Day
<b>(9) FERRANDIS TORMOS, AITOR</b>			
1	1:25.572	+1.043	11:56:47.105
2	1:24.726	+0.197	11:58:11.831
3	1:24.529		11:59:36.360
4	1:25.390	+0.861	12:01:01.750
5	1:26.335	+1.806	12:02:28.085
6	1:26.338	+1.809	12:03:54.423
7	1:25.416	+0.887	12:05:19.839
8	1:28.729	+4.200	12:06:48.568
9	1:27.553	+3.024	12:08:16.121

Lap	Lap Tm	Diff	Time of Day
<b>(13) LACUESTA MARTINEZ, IVAN</b>			
1	1:28.824	+1.900	11:56:53.966
2	1:28.154	+1.230	11:58:22.120
3	1:27.413	+0.489	11:59:49.533
4	1:26.924		12:01:16.457
5	1:27.704	+0.780	12:02:44.161
6	1:27.906	+0.982	12:04:12.067
7	1:28.924	+2.000	12:05:40.991
8	1:27.613	+0.689	12:07:08.604
9	1:28.790	+1.866	12:08:37.394

Lap	Lap Tm	Diff	Time of Day
<b>(32) FERRE PLA, EDGAR</b>			
1	1:33.633	+1.201	11:57:03.299
2	1:35.072	+2.640	11:58:38.371
3	1:35.443	+3.011	12:00:13.814
4	1:33.874	+1.442	12:01:47.688
5	1:32.934	+0.502	12:03:20.622
6	1:32.432		12:04:53.054
7	1:33.915	+1.483	12:06:26.969
8	1:33.044	+0.612	12:08:00.013
9	1:33.747	+1.315	12:09:33.760

Lap	Lap Tm	Diff	Time of Day
<b>(23) SAEZ ZAPATA, FERMIN</b>			
1	1:33.716		11:57:02.566
2	1:34.984	+1.268	11:58:37.550
3	1:35.402	+1.686	12:00:12.952
4	1:34.160	+0.444	12:01:47.112
5	1:35.366	+1.650	12:03:22.478
6	1:33.852	+0.136	12:04:56.330
7	1:34.882	+1.166	12:06:31.212
8	1:34.673	+0.957	12:08:05.885
9	1:36.812	+3.096	12:09:42.697

Lap	Lap Tm	Diff	Time of Day
<b>(12) COPPERWHEAT, OLIVER</b>			
1	1:36.812	+1.817	11:57:13.673
2	1:35.974	+0.979	11:58:49.647
3	1:34.995		12:00:24.642
4	1:37.124	+2.129	12:02:01.766
5	1:36.578	+1.583	12:03:38.344
6	1:37.442	+2.447	12:05:15.786
7	1:38.652	+3.657	12:06:54.438
8	1:38.093	+3.098	12:08:32.531

Lap	Lap Tm	Diff	Time of Day
<b>(5) LABENA BLASCO, ANDRES</b>			
1	1:37.556	+2.033	11:57:11.256
2	1:37.554	+2.031	11:58:48.810
3	1:38.998	+3.475	12:00:27.808
4	1:35.523		12:02:03.331
5	1:37.732	+2.209	12:03:41.063
6	1:37.317	+1.794	12:05:18.380
7	1:38.058	+2.535	12:06:56.438
8	1:37.667	+2.144	12:08:34.105

Lap	Lap Tm	Diff	Time of Day
<b>(14) PANZANO FERRER, MARCOS</b>			
1	1:40.848	+4.305	11:57:39.662
2	1:37.767	+1.224	11:59:17.429
3	1:36.543		12:00:53.972
4	1:40.349	+3.806	12:02:34.321
5	1:37.178	+0.635	12:04:11.499
6	1:37.474	+0.931	12:05:48.973
7	1:38.081	+1.538	12:07:27.054
8	1:38.548	+2.005	12:09:05.602

Lap	Lap Tm	Diff	Time of Day
<b>(4) ARIE LORENTE, ADRIAN</b>			
1	1:34.472		12:00:45.197
2	1:35.421	+0.949	12:02:20.618
3	1:35.578	+1.106	12:03:56.196
4	1:36.136	+1.664	12:05:32.332
5	1:35.403	+0.931	12:07:07.735
6	1:39.546	+5.074	12:08:47.281

Lap	Lap Tm	Diff	Time of Day
<b>(35) OLMOS ABANCES, DANIEL</b>			
1	1:55.236		11:57:43.379
2	2:44.616	+49.380	12:00:27.995
3	2:18.443	+23.207	12:02:46.438
4	2:01.779	+6.543	12:04:48.217
5	2:00.212	+4.976	12:06:48.429
6	1:59.093	+3.857	12:08:47.522

Jefe de cronometraje

Orbits

Provisional

Los Comisarios Deportivos

El Director de Carrera

El Cronametrador

Definitiva

Hora:

Hora:


Hora:

# MX Promo Aragón, Poleñino

MX 85cc

Poleñino 0,000 km

Final 85cc



Pos.	Nº	Nombre	Total puntos	R-1	R-2	Club
1	84	TOMAS CASTILLO, ERIC	50	25	25	Mc. Segre
2	9	FERRANDIS TORMOS, AITOR	44	22	22	Alcora Competició
3	13	LACUESTA MARTINEZ, IVAN	40	20	20	MC Xarquin
4	32	FERRE PLA, EDGAR	34	16	18	Mc Senia
5	23	SAEZ ZAPATA, FERMIN	34	18	16	Tauste Mc.
6	12	COPPERWHEAT , OLIVER	29	14	15	Ctat. Albaida
7	5	LABENA BLASCO, ANDRES	27	13	14	Mc. Salvador
8	4	ARIE LORENTE, ADRIAN	27	15	12	C.M. Epila
9	14	PANZANO FERRER, MARCOS	25	12	13	Independiente
10	35	OLMOS ABANCES, DANIEL	22	11	11	A. D. Aragon Sport

Jefe de cronometraje

Orbits

Provisional

Los Comisarios Deportivos

El Director de Carrera

El Cronametrador

Definitiva

Hora:

Hora:

Hora:

# MX Promo Aragón, Poleñino

# Clasificado por mejor tiempo de vuelta

MX 65cc

Poleñino 0,000 km

Entrenos Oficiales

09/11/2013 10:20

Clasificación (15:00 Tiempo) iniciado a 10:18:23

Pos.	Nº	Nombre	Clase	Mejor Tm	Dif. 1º	Total Tº	En V.
1	7	TORRIJO SIESO, DIEGO	Alevín	1:36.454		15:26.135	5
2	15	GRAVES , TYLER SAMUEL	Alevín	1:38.766	2.312	15:29.018	6
3	6	EMBID LATORRE, MANUEL	Alevín	1:41.571	5.117	15:47.763	9
4	55	SANTIAGO VALLINAS, SAMUEL	Alevín	1:44.935	8.481	16:33.356	8
5	10	ESTEBAN PISA, DIEGO	Alevín	1:45.556	9.102	15:15.225	8
6	39	MONTAÑES PONZ, MARCOS	Alevín	1:49.183	12.729	14:59.566	7
7	41	SISO NOFRE, DANIEL	Alevín	1:51.264	14.810	15:41.589	3
8	11	PANZANO FERRER, SAMUEL	Alevín	1:56.516	20.062	15:40.345	8
9	5	TRAIN TEJERO, ENRIQUE	Alevín	2:02.161	25.707	15:24.088	7

Jefe de cronometraje

Orbits

Provisional

Los Comisarios Deportivos

El Director de Carrera

El Cronametrador

Definitiva

Hora:

Hora:

Hora:



# MX Promo Aragón, Poleñino

MX 65cc

Poleñino 0,000 km

Entrenos Oficiales

09/11/2013 10:20

Clasificación (15:00 Tiempo) iniciado a 10:18:23

Lap	Lap Tm	Diff	Time of Day
<b>(7) TORRIJO SIESO, DIEGO</b>			
1			10:25:44.516
2	<b>1:37.089</b>	+0.635	10:27:21.605
3	<b>1:36.606</b>	+0.152	10:28:58.211
4	<b>1:37.473</b>	+1.019	10:30:35.684
5	<b>1:36.454</b>		10:32:12.138
6	<b>1:37.228</b>	+0.774	10:33:49.366

Lap	Lap Tm	Diff	Time of Day
<b>(15) GRAVES , TYLER SAMUEL</b>			
1			10:20:05.551
2	<b>1:51.694</b>	+12.928	10:21:57.245
3	<b>1:46.177</b>	+7.411	10:23:43.422
4	<b>1:45.973</b>	+7.207	10:25:29.395
5	<b>1:41.795</b>	+3.029	10:27:11.190
6	<b>1:38.766</b>		10:28:49.956
7	<b>1:39.751</b>	+0.985	10:30:29.707
8	<b>1:41.174</b>	+2.408	10:32:10.881
9	<b>1:41.368</b>	+2.602	10:33:52.249

Lap	Lap Tm	Diff	Time of Day
<b>(6) EMBID LATORRE, MANUEL</b>			
1			10:20:06.056
2	<b>1:49.875</b>	+8.304	10:21:55.931
3	<b>1:46.030</b>	+4.459	10:23:41.961
4	<b>1:46.136</b>	+4.565	10:25:28.097
5	<b>1:47.140</b>	+5.569	10:27:15.237
6	<b>1:47.382</b>	+5.811	10:29:02.619
7	<b>1:43.499</b>	+1.928	10:30:46.118
8	<b>1:43.305</b>	+1.734	10:32:29.423
9	<b>1:41.571</b>		10:34:10.994

Lap	Lap Tm	Diff	Time of Day
<b>(55) SANTIAGO VALLINAS, SAMUEL</b>			
1			10:20:24.307
2	<b>1:55.524</b>	+10.589	10:22:19.831
3	<b>1:49.092</b>	+4.157	10:24:08.923
4	<b>1:48.394</b>	+3.459	10:25:57.317
5	<b>1:46.840</b>	+1.905	10:27:44.157
6	<b>1:55.218</b>	+10.283	10:29:39.375
7	<b>1:46.800</b>	+1.865	10:31:26.175
8	<b>1:44.935</b>		10:33:11.110
9	<b>1:45.477</b>	+0.542	10:34:56.587

Lap	Lap Tm	Diff	Time of Day
<b>(10) ESTEBAN PISA, DIEGO</b>			
1			10:20:19.162
2	<b>1:50.941</b>	+5.385	10:22:10.103
3	<b>1:49.308</b>	+3.752	10:23:59.411
4	<b>2:24.061</b>	+38.505	10:26:23.472
5	<b>1:50.579</b>	+5.023	10:28:14.051
6	<b>1:49.608</b>	+4.052	10:30:03.659
7	<b>1:49.241</b>	+3.685	10:31:52.900
8	<b>1:45.556</b>		10:33:38.456

Lap	Lap Tm	Diff	Time of Day
<b>(39) MONTAÑES PONZ, MARCOS</b>			
1			10:20:20.259
2	<b>1:58.351</b>	+9.168	10:22:18.610
3	<b>1:51.871</b>	+2.688	10:24:10.481
4	<b>1:51.543</b>	+2.360	10:26:02.024
5	<b>1:50.725</b>	+1.542	10:27:52.749
6	<b>1:49.521</b>	+0.338	10:29:42.270
7	<b>1:49.183</b>		10:31:31.453
8	<b>1:51.344</b>	+2.161	10:33:22.797

Lap	Lap Tm	Diff	Time of Day
<b>(41) SISO NOFRE, DANIEL</b>			
1			10:20:11.450
2	<b>1:55.540</b>	+4.276	10:22:06.990
3	<b>1:51.264</b>		10:23:58.254

Lap	Lap Tm	Diff	Time of Day
4	<b>2:32.328</b>	+41.064	10:26:30.582
5	<b>1:54.105</b>	+2.841	10:28:24.687
6	<b>1:53.187</b>	+1.923	10:30:17.874
7	<b>1:52.615</b>	+1.351	10:32:10.489
8	<b>1:54.331</b>	+3.067	10:34:04.820

Lap	Lap Tm	Diff	Time of Day
<b>(11) PANZANO FERRER, SAMUEL</b>			
1			10:20:17.650
2	<b>2:01.684</b>	+5.168	10:22:19.334
3	<b>1:58.021</b>	+1.505	10:24:17.355
4	<b>1:57.748</b>	+1.232	10:26:15.103
5	<b>1:58.194</b>	+1.678	10:28:13.297
6	<b>1:57.112</b>	+0.596	10:30:10.409
7	<b>1:56.651</b>	+0.135	10:32:07.060
8	<b>1:56.516</b>		10:34:03.576

Lap	Lap Tm	Diff	Time of Day
<b>(5) TRAIN TEJERO, ENRIQUE</b>			
1			10:20:55.264
2	<b>2:22.154</b>	+19.993	10:23:17.418
3	<b>2:13.684</b>	+11.523	10:25:31.102
4	<b>2:08.247</b>	+6.086	10:27:39.349
5	<b>2:02.218</b>	+0.057	10:29:41.567
6	<b>2:03.591</b>	+1.430	10:31:45.158
7	<b>2:02.161</b>		10:33:47.319

Jefe de cronometraje

Orbits

Provisional Los Comisarios Deportivos

Definitiva Hora:

El Director de Carrera

Hora:

El Cronametrador

Hora:

**MX Promo Aragón, Poleñino**

**Clasificado por vueltas**

MX 65cc

Poleñino 0,000 km

Primera Manga

09/11/2013 11:25

Carrera (10:00 y 2 Vueltas) iniciado a 11:13:27

Pos.	Nº	Nombre	Vts.	Total Tº	Dif.	Mejor Tm	Club
1	7	TORRIJO SIESO, DIEGO	8	14:09.448		1:33.884	C.M. Epila
2	15	GRAVES , TYLER SAMUEL	8	14:15.023	5.575	1:35.564	CM RRR72
3	6	EMBID LATORRE, MANUEL	8	15:12.863	1:03.415	1:42.045	Mc. Salvador
4	55	SANTIAGO VALLINAS, SAMUEL	8	15:45.577	1:36.129	1:43.251	Tauste Mc.
5	10	ESTEBAN PISA, DIEGO	7	14:25.555	1 Vuelta	1:43.891	Independiente
6	41	SISO NOFRE, DANIEL	7	14:28.418	1 Vuelta	1:46.471	Mc. Segre
7	39	MONTAÑES PONZ, MARCOS	7	14:39.375	1 Vuelta	1:49.215	Independiente
8	5	TRAIN TEJERO, ENRIQUE	7	15:42.981	1 Vuelta	1:55.941	A. D. Aragon Sport
9	11	PANZANO FERRER, SAMUEL	7	15:49.753	1 Vuelta	1:47.447	Independiente

Margin of Victory	Avg. Speed	Best Lap Tm	Best Spd	Best Lap by
5.575	-	1:33.884	-	7 - TORRIJO SIESO, DIEGO

Jefe de cronometraje			Orbits
<input type="checkbox"/> Provisional	Los Comisarios Deportivos	El Director de Carrera	El Cronametrador
<input type="checkbox"/> Definitiva	Hora:	Hora:	Hora:



# MX Promo Aragón, Poleñino

MX 65cc

Poleñino 0,000 km

Primera Manga

09/11/2013 11:25

Carrera (10:00 y 2 Vueltas) iniciado a 11:13:27

Lap	Lap Tm	Diff	Time of Day
<b>(7) TORRIJO SIESO, DIEGO</b>			
1	1:35.291	+1.407	11:16:23.163
2	<b>1:33.884</b>		11:17:57.047
3	1:35.990	+2.106	11:19:33.037
4	1:36.778	+2.894	11:21:09.815
5	1:35.957	+2.073	11:22:45.772
6	1:37.805	+3.921	11:24:23.577
7	1:38.193	+4.309	11:26:01.770
8	1:34.921	+1.037	11:27:36.691

Lap	Lap Tm	Diff	Time of Day
<b>(15) GRAVES , TYLER SAMUEL</b>			
1	1:36.185	+0.621	11:16:25.392
2	<b>1:35.564</b>		11:18:00.956
3	1:36.862	+1.298	11:19:37.818
4	1:35.904	+0.340	11:21:13.722
5	1:36.518	+0.954	11:22:50.240
6	1:37.224	+1.660	11:24:27.464
7	1:38.624	+3.060	11:26:06.088
8	1:36.178	+0.614	11:27:42.266

Lap	Lap Tm	Diff	Time of Day
<b>(6) EMBID LATORRE, MANUEL</b>			
1	1:43.367	+1.322	11:16:38.517
2	1:42.588	+0.543	11:18:21.105
3	<b>1:42.045</b>		11:20:03.150
4	1:42.805	+0.760	11:21:45.955
5	1:43.161	+1.116	11:23:29.116
6	1:44.235	+2.190	11:25:13.351
7	1:42.491	+0.446	11:26:55.842
8	1:44.264	+2.219	11:28:40.106

Lap	Lap Tm	Diff	Time of Day
<b>(55) SANTIAGO VALLINAS, SAMUEL</b>			
1	1:47.135	+3.884	11:16:49.552
2	1:46.783	+3.532	11:18:36.335
3	1:44.429	+1.178	11:20:20.764
4	1:44.727	+1.476	11:22:05.491
5	1:46.689	+3.438	11:23:52.180
6	<b>1:43.251</b>		11:25:35.431
7	1:43.283	+0.032	11:27:18.714
8	1:54.106	+10.855	11:29:12.820

Lap	Lap Tm	Diff	Time of Day
<b>(10) ESTEBAN PISA, DIEGO</b>			
1	1:44.586	+0.695	11:17:15.535
2	1:43.914	+0.023	11:18:59.449
3	1:46.851	+2.960	11:20:46.300
4	1:47.223	+3.332	11:22:33.523
5	1:48.861	+4.970	11:24:22.384
6	1:46.523	+2.632	11:26:08.907
7	<b>1:43.891</b>		11:27:52.798

Lap	Lap Tm	Diff	Time of Day
<b>(41) SISO NOFRE, DANIEL</b>			
1	1:51.757	+5.286	11:17:00.163
2	1:51.981	+5.510	11:18:52.144
3	1:50.309	+3.838	11:20:42.453
4	1:48.841	+2.370	11:22:31.294
5	1:50.550	+4.079	11:24:21.844
6	<b>1:46.471</b>		11:26:08.315
7	1:47.346	+0.875	11:27:55.661

Lap	Lap Tm	Diff	Time of Day
<b>(39) MONTAÑES PONZ, MARCOS</b>			
1	1:52.346	+3.131	11:17:02.228
2	1:50.707	+1.492	11:18:52.935
3	1:50.524	+1.309	11:20:43.459
4	<b>1:49.215</b>		11:22:32.674
5	1:51.343	+2.128	11:24:24.017
6	1:52.382	+3.167	11:26:16.399

Lap	Lap Tm	Diff	Time of Day
7	1:50.219	+1.004	11:28:06.618
<b>(5) TRAIN TEJERO, ENRIQUE</b>			
1	2:01.236	+5.295	11:17:19.644
2	1:58.578	+2.637	11:19:18.222
3	1:57.184	+1.243	11:21:15.406
4	2:00.721	+4.780	11:23:16.127
5	1:58.869	+2.928	11:25:14.996
6	<b>1:55.941</b>		11:27:10.937
7	1:59.287	+3.346	11:29:10.224

Lap	Lap Tm	Diff	Time of Day
<b>(11) PANZANO FERRER, SAMUEL</b>			
1	1:50.440	+2.993	11:18:25.961
2	<b>1:47.447</b>		11:20:13.408
3	1:48.579	+1.132	11:22:01.987
4	1:49.169	+1.722	11:23:51.156
5	1:49.281	+1.834	11:25:40.437
6	1:48.509	+1.062	11:27:28.946
7	1:48.050	+0.603	11:29:16.996

Lap	Lap Tm	Diff	Time of Day
-----	--------	------	-------------

Jefe de cronometraje

Orbits

Provisional

Los Comisarios Deportivos

El Director de Carrera

El Cronametrador

Definitiva

Hora:

Hora:

Hora:

**MX Promo Aragón, Poleñino**

**Clasificado por vueltas**

MX 65cc

Poleñino 0,000 km

Segunda Manga

09/11/2013 12:25

Carrera (10:00 y 2 Vueltas) iniciado a 12:10:58

Pos.	N°	Nombre	Vts.	Total T°	Dif.	Mejor Tm	Club
1	7	TORRIJO SIESO, DIEGO	8	14:13.179		1:35.426	C.M. Epila
2	15	GRAVES , TYLER SAMUEL	8	14:14.382	1.203	1:34.488	CM RRR72
3	6	EMBID LATORRE, MANUEL	8	15:05.879	52.700	1:39.733	Mc. Salvador
4	11	PANZANO FERRER, SAMUEL	8	15:42.928	1:29.749	1:45.096	Independiente
5	39	MONTAÑES PONZ, MARCOS	8	15:44.205	1:31.026	1:44.087	Independiente
6	41	SISO NOFRE, DANIEL	8	15:48.027	1:34.848	1:44.106	Mc. Segre
7	55	SANTIAGO VALLINAS, SAMUEL	8	15:50.485	1:37.306	1:42.752	Tauste Mc.
8	10	ESTEBAN PISA, DIEGO	7	14:20.487	1 Vuelta	1:43.857	Independiente
9	5	TRAIN TEJERO, ENRIQUE	7	15:12.109	1 Vuelta	1:54.670	A. D. Aragon Sport

Margin of Victory	Avg. Speed	Best Lap Tm	Best Spd	Best Lap by
1.203	-	1:34.488	-	15 - GRAVES , TYLER SAMUEL

Jefe de cronometraje			Orbits
<input type="checkbox"/> Provisional	Los Comisarios Deportivos	El Director de Carrera	El Cronametrador
<input type="checkbox"/> Definitiva	Hora:	Hora:	Hora:



# MX Promo Aragón, Poleñino

MX 65cc

Poleñino 0,000 km

Segunda Manga

09/11/2013 12:25

Carrera (10:00 y 2 Vueltas) iniciado a 12:10:58

Lap	Lap Tm	Diff	Time of Day
<b>(7) TORRIJO SIESO, DIEGO</b>			
1	1:36.236	+0.810	12:13:54.536
2	1:36.453	+1.027	12:15:30.989
3	1:36.627	+1.201	12:17:07.616
4	1:37.188	+1.762	12:18:44.804
5	1:37.301	+1.875	12:20:22.105
6	1:37.694	+2.268	12:21:59.799
7	1:36.683	+1.257	12:23:36.482
8	1:35.426		12:25:11.908

Lap	Lap Tm	Diff	Time of Day
<b>(15) GRAVES, TYLER SAMUEL</b>			
1	1:36.900	+2.412	12:13:56.765
2	1:39.940	+5.452	12:15:36.705
3	1:36.362	+1.874	12:17:13.067
4	1:36.892	+2.404	12:18:49.959
5	1:37.825	+3.337	12:20:27.784
6	1:35.888	+1.400	12:22:03.672
7	1:34.951	+0.463	12:23:38.623
8	1:34.488		12:25:13.111

Lap	Lap Tm	Diff	Time of Day
<b>(6) EMBID LATORRE, MANUEL</b>			
1	1:39.733		12:14:05.165
2	1:41.015	+1.282	12:15:46.180
3	1:41.733	+2.000	12:17:27.913
4	1:43.294	+3.561	12:19:11.207
5	1:42.854	+3.121	12:20:54.061
6	1:42.596	+2.863	12:22:36.657
7	1:45.172	+5.439	12:24:21.829
8	1:42.779	+3.046	12:26:04.608

Lap	Lap Tm	Diff	Time of Day
<b>(11) PANZANO FERRER, SAMUEL</b>			
1	1:45.096		12:14:09.948
2	1:47.178	+2.082	12:15:57.126
3	1:46.830	+1.734	12:17:43.956
4	1:46.736	+1.640	12:19:30.692
5	1:47.357	+2.261	12:21:18.049
6	1:48.323	+3.227	12:23:06.372
7	1:47.947	+2.851	12:24:54.319
8	1:47.338	+2.242	12:26:41.657

Lap	Lap Tm	Diff	Time of Day
<b>(39) MONTAÑES PONZ, MARCOS</b>			
1	1:46.991	+2.904	12:14:19.814
2	1:46.632	+2.545	12:16:06.446
3	1:46.617	+2.530	12:17:53.063
4	1:44.087		12:19:37.150
5	1:45.114	+1.027	12:21:22.264
6	1:46.343	+2.256	12:23:08.607
7	1:47.165	+3.078	12:24:55.772
8	1:47.162	+3.075	12:26:42.934

Lap	Lap Tm	Diff	Time of Day
<b>(41) SISO NOFRE, DANIEL</b>			
1	1:48.220	+4.114	12:14:22.724
2	1:46.331	+2.225	12:16:09.055
3	1:45.183	+1.077	12:17:54.238
4	1:46.376	+2.270	12:19:40.614
5	1:46.766	+2.660	12:21:27.380
6	1:48.860	+4.754	12:23:16.240
7	1:46.410	+2.304	12:25:02.650
8	1:44.106		12:26:46.756

Lap	Lap Tm	Diff	Time of Day
<b>(55) SANTIAGO VALLINAS, SAMUEL</b>			
1	1:46.103	+3.351	12:14:15.527
2	1:46.003	+3.251	12:16:01.530
3	1:46.310	+3.558	12:17:47.840
4	1:43.904	+1.152	12:19:31.744

Lap	Lap Tm	Diff	Time of Day
5	1:47.353	+4.601	12:21:19.097
6	2:04.318	+21.566	12:23:23.415
7	1:43.047	+0.295	12:25:06.462
8	1:42.752		12:26:49.214

Lap	Lap Tm	Diff	Time of Day
<b>(10) ESTEBAN PISA, DIEGO</b>			
1	1:43.857		12:14:12.674
2	1:46.596	+2.739	12:15:59.270
3	1:46.798	+2.941	12:17:46.068
4	1:46.488	+2.631	12:19:32.556
5	1:46.075	+2.218	12:21:18.631
6	2:10.536	+26.679	12:23:29.167
7	1:50.049	+6.192	12:25:19.216

Lap	Lap Tm	Diff	Time of Day
<b>(5) TRAIN TEJERO, ENRIQUE</b>			
1	1:56.685	+2.015	12:14:36.148
2	1:55.681	+1.011	12:16:31.829
3	1:57.158	+2.488	12:18:28.987
4	1:55.302	+0.632	12:20:24.289
5	1:56.472	+1.802	12:22:20.761
6	1:54.670		12:24:15.431
7	1:55.407	+0.737	12:26:10.838

Jefe de cronometraje

Orbits

Provisional

Los Comisarios Deportivos

El Director de Carrera

El Cronametrador

Definitiva

Hora:

Hora:


Hora:

# MX Promo Aragón, Poleñino

MX 65cc

Poleñino 0,000 km

Final 65cc



Pos.	Nº	Nombre	Total puntos	R-1	R-2	Club
1	7	TORRIJO SIESO, DIEGO	50	25	25	C.M. Epila
2	15	GRAVES , TYLER SAMUEL	44	22	22	CM RRR72
3	6	EMBED LATORRE, MANUEL	40	20	20	Mc. Salvador
4	55	SANTIAGO VALLINAS, SAMUEL	32	18	14	Tauste Mc.
5	11	PANZANO FERRER, SAMUEL	30	12	18	Independiente
6	39	MONTAÑES PONZ, MARCOS	30	14	16	Independiente
7	41	SISO NOFRE, DANIEL	30	15	15	Mc. Segre
8	10	ESTEBAN PISA, DIEGO	29	16	13	Independiente
9	5	TRAIN TEJERO, ENRIQUE	25	13	12	A. D. Aragon Sport

Jefe de cronometraje

Orbits

Provisional

Los Comisarios Deportivos

El Director de Carrera

El Cronametrador

Definitiva

Hora:

Hora:

Hora:

**MX Promo Aragón, Poleñino**

**Clasificado por mejor tiempo de vuelta**

MX 50cc

Poleñino 0,000 km

Entrenos Oficiales

09/11/2013 10:40

Clasificación (15:00 Tiempo) iniciado a 10:36:21

Pos.	N°	Nombre	Clase	Mejor Tm	Dif. 1°	Total T°	En V.
1	12	FERRE PLA, FERRAN	Iniciación	1:38.473		15:37.455	8
2	95	SANCHEZ ESCUER, EDGAR	Iniciación	1:41.270	2.797	15:46.179	8
3	31	MALLEN CICERO, ALEJANDRO	Iniciación	1:44.822	6.349	16:06.186	6
4	17	CLAVER GIMENEZ, CRISTIAN	Iniciación	1:45.714	7.241	16:41.108	7
5	16	CAÑADAS GONZALEZ, JOEL	Iniciación	1:46.379	7.906	15:31.615	4
6	14	QUESADA GARCIA, SALVADOR	Iniciación	1:46.870	8.397	16:39.451	9
7	61	BALLESTER FERRER, NACHO	Iniciación	1:52.897	14.424	15:28.475	5
8	6	LORENTE MUÑOZ, ELIO	Iniciación	1:55.515	17.042	16:33.680	8
9	70	CAMPS FAURIA, XAVIER	Iniciación	1:55.799	17.326	16:27.214	8
10	5	GIL SALANOVA, EDGAR	Iniciación	1:56.265	17.792	16:28.411	5
11	111	TURMO VERGE, OLAU	Iniciación	2:27.569	49.096	17:24.011	5

Jefe de cronometraje

Orbits

Provisional

Los Comisarios Deportivos

El Director de Carrera

El Cronametrador

Definitiva

Hora:

Hora:

Hora:

# MX Promo Aragón, Poleñino

MX 50cc

Poleñino 0,000 km

Entrenos Oficiales

09/11/2013 10:40

Clasificación (15:00 Tiempo) iniciado a 10:36:21

Lap	Lap Tm	Diff	Time of Day
<b>(12) FERRE PLA, FERRAN</b>			
1			10:38:07.977
2	<b>1:47.003</b>	+8.530	10:39:54.980
3	<b>1:45.758</b>	+7.285	10:41:40.738
4	<b>1:45.437</b>	+6.964	10:43:26.175
5	<b>1:45.234</b>	+6.761	10:45:11.409
6	<b>1:48.628</b>	+10.155	10:47:00.037
7	<b>1:41.386</b>	+2.913	10:48:41.423
8	<b>1:38.473</b>		10:50:19.896
9	<b>1:39.484</b>	+1.011	10:51:59.380

Lap	Lap Tm	Diff	Time of Day
<b>(95) SANCHEZ ESCUER, EDGAR</b>			
1			10:37:59.038
2	<b>1:52.047</b>	+10.777	10:39:51.085
3	<b>1:48.995</b>	+7.725	10:41:40.080
4	<b>1:45.300</b>	+4.030	10:43:25.380
5	<b>1:43.790</b>	+2.520	10:45:09.170
6	<b>1:45.687</b>	+4.417	10:46:54.857
7	<b>1:47.540</b>	+6.270	10:48:42.397
8	<b>1:41.270</b>		10:50:23.667
9	<b>1:44.437</b>	+3.167	10:52:08.104

Lap	Lap Tm	Diff	Time of Day
<b>(31) MALLÉN CICERO, ALEJANDRO</b>			
1			10:38:12.139
2	<b>1:54.666</b>	+9.844	10:40:06.805
3	<b>1:46.617</b>	+1.795	10:41:53.422
4	<b>1:45.427</b>	+0.605	10:43:38.849
5	<b>1:46.236</b>	+1.414	10:45:25.085
6	<b>1:44.822</b>		10:47:09.907
7	<b>1:46.370</b>	+1.548	10:48:56.277
8	<b>1:46.977</b>	+2.155	10:50:43.254
9	<b>1:44.857</b>	+0.035	10:52:28.111

Lap	Lap Tm	Diff	Time of Day
<b>(17) CLAVER GIMENEZ, CRISTIAN</b>			
1			10:38:14.801
2	<b>1:53.155</b>	+7.441	10:40:07.956
3	<b>2:02.069</b>	+16.355	10:42:10.025
4	<b>1:50.358</b>	+4.644	10:44:00.383
5	<b>1:51.644</b>	+5.930	10:45:52.027
6	<b>1:47.811</b>	+2.097	10:47:39.838
7	<b>1:45.714</b>		10:49:25.552
8	<b>1:50.483</b>	+4.769	10:51:16.035
9	<b>1:46.998</b>	+1.284	10:53:03.033

Lap	Lap Tm	Diff	Time of Day
<b>(16) CAÑADAS GONZALEZ, JOEL</b>			
1			10:38:02.540
2	<b>1:51.336</b>	+4.957	10:39:53.876
3	<b>1:49.792</b>	+3.413	10:41:43.668
4	<b>1:46.379</b>		10:43:30.047
5	<b>1:49.923</b>	+3.544	10:45:19.970
6	<b>1:46.477</b>	+0.098	10:47:06.447
7	<b>2:09.060</b>	+22.681	10:49:15.507
8	<b>2:38.033</b>	+51.654	10:51:53.540

Lap	Lap Tm	Diff	Time of Day
<b>(14) QUESADA GARCIA, SALVADOR</b>			
1			10:38:11.464
2	<b>1:54.617</b>	+7.747	10:40:06.081
3	<b>1:51.313</b>	+4.443	10:41:57.394
4	<b>1:54.608</b>	+7.738	10:43:52.002
5	<b>1:51.533</b>	+4.663	10:45:43.535
6	<b>1:50.100</b>	+3.230	10:47:33.635
7	<b>1:50.843</b>	+3.973	10:49:24.478
8	<b>1:50.028</b>	+3.158	10:51:14.506
9	<b>1:46.870</b>		10:53:01.376

Lap	Lap Tm	Diff	Time of Day
<b>(61) BALLESTER FERRER, NACHO</b>			
1			10:38:16.254
2	<b>1:55.093</b>	+2.196	10:40:11.347
3	<b>1:53.193</b>	+0.296	10:42:04.540
4	<b>1:53.789</b>	+0.892	10:43:58.329
5	<b>1:52.897</b>		10:45:51.226
6	<b>2:01.530</b>	+8.633	10:47:52.756
7	<b>2:04.574</b>	+11.677	10:49:57.330
8	<b>1:53.070</b>	+0.173	10:51:50.400

Lap	Lap Tm	Diff	Time of Day
<b>(6) LORENTE MUÑOZ, ELIO</b>			
1			10:38:05.790
2	<b>1:58.446</b>	+2.931	10:40:04.236
3	<b>1:58.187</b>	+2.672	10:42:02.423
4	<b>3:02.999</b>	+1:07.484	10:45:05.422
5	<b>1:59.502</b>	+3.987	10:47:04.924
6	<b>1:58.256</b>	+2.741	10:49:03.180
7	<b>1:56.910</b>	+1.395	10:51:00.090
8	<b>1:55.515</b>		10:52:55.605

Lap	Lap Tm	Diff	Time of Day
<b>(70) CAMPS FAURIA, XAVIER</b>			
1			10:38:31.187
2	<b>2:10.391</b>	+14.592	10:40:41.578
3	<b>2:05.839</b>	+10.040	10:42:47.417
4	<b>2:03.462</b>	+7.663	10:44:50.879
5	<b>2:00.129</b>	+4.330	10:46:51.008
6	<b>2:00.629</b>	+4.830	10:48:51.637
7	<b>2:01.703</b>	+5.904	10:50:53.340
8	<b>1:55.799</b>		10:52:49.139

Lap	Lap Tm	Diff	Time of Day
<b>(5) GIL SALANOVA, EDGAR</b>			
1			10:38:53.425
2	<b>1:57.832</b>	+1.567	10:40:51.257
3	<b>1:57.556</b>	+1.291	10:42:48.813
4	<b>2:02.351</b>	+6.086	10:44:51.164
5	<b>1:56.265</b>		10:46:47.429
6	<b>1:59.930</b>	+3.665	10:48:47.359
7	<b>2:01.680</b>	+5.415	10:50:49.039
8	<b>2:01.297</b>	+5.032	10:52:50.336

Lap	Lap Tm	Diff	Time of Day
<b>(111) TURMO VERGE, OLAU</b>			
1			10:38:46.886
2	<b>2:34.848</b>	+7.279	10:41:21.734
3	<b>2:30.360</b>	+2.791	10:43:52.094
4	<b>2:29.568</b>	+1.999	10:46:21.662
5	<b>2:27.569</b>		10:48:49.231
6	<b>2:27.675</b>	+0.106	10:51:16.906
7	<b>2:29.030</b>	+1.461	10:53:45.936

Jefe de cronometraje

Orbits

Provisional Los Comisarios Deportivos

Definitiva Hora:

El Director de Carrera

Hora:

El Cronametrador

Hora:



**MX Promo Aragón, Poleñino**

**Clasificado por vueltas**

MX 50cc

Poleñino 0,000 km

Primera Manga

09/11/2013 11:45


Carrera (10:00 y 1 Vueltas) iniciado a 11:31:29

Pos.	Nº	Nombre	Vts.	Total Tº	Dif.	Mejor Tm	Club
1	12	FERRE PLA, FERRAN	7	13:01.360		1:37.356	Mc Senia
2	95	SANCHEZ ESCUER, EDGAR	7	13:36.338	34.978	1:42.009	Mc. Segre
3	31	MALLEN CICERO, ALEJANDRO	7	13:40.211	38.851	1:42.469	Pm. Oscense
4	16	CAÑADAS GONZALEZ, JOEL	7	14:00.454	59.094	1:45.816	Mc. Segre
5	17	CLAVER GIMENEZ, CRISTIAN	7	14:09.844	1:08.484	1:44.892	Sinesponsor Racing
6	14	QUESADA GARCIA, SALVADOR	7	14:15.309	1:13.949	1:45.875	MC Xarquín
7	61	BALLESTER FERRER, NACHO	7	14:49.742	1:48.382	1:47.578	C.M. Alcañiz
8	5	GIL SALANOVA, EDGAR	6	13:03.110	1 Vuelta	1:53.013	A. D. Aragon Sport
9	70	CAMPS FAURIA, XAVIER	6	13:09.361	1 Vuelta	1:52.983	Mc. Segre
10	6	LORENTE MUÑOZ, ELIO	6	13:10.965	1 Vuelta	1:53.397	C.M. Epila
11	111	TURMO VERGE, OLAU	5	13:32.312	2 Vueltas	2:16.293	Mc. Segre

Margin of Victory	Avg. Speed	Best Lap Tm	Best Spd	Best Lap by
34.978	-	1:37.356	-	12 - FERRE PLA, FERRAN

**Jefe de cronometraje** Orbits

Provisional Los Comisarios Deportivos El Director de Carrera El Cronametrador  
 Definitiva Hora: Hora: Hora:



# MX Promo Aragón, Poleñino

MX 50cc

Poleñino 0,000 km

Primera Manga

09/11/2013 11:45

Carrera (10:00 y 1 Vueltas) iniciado a 11:31:29

Lap	Lap Tm	Diff	Time of Day
<b>(12) FERRE PLA, FERRAN</b>			
1	1:41.000	+3.644	11:34:37.787
2	1:38.014	+0.658	11:36:15.801
3	1:37.356		11:37:53.157
4	1:38.933	+1.577	11:39:32.090
5	1:38.461	+1.105	11:41:10.551
6	1:39.787	+2.431	11:42:50.338
7	1:40.770	+3.414	11:44:31.108

Lap	Lap Tm	Diff	Time of Day
<b>(95) SANCHEZ ESCUER, EDGAR</b>			
1	1:44.674	+2.665	11:34:42.864
2	1:43.472	+1.463	11:36:26.336
3	1:42.009		11:38:08.345
4	1:44.859	+2.850	11:39:53.204
5	1:45.177	+3.168	11:41:38.381
6	1:43.874	+1.865	11:43:22.255
7	1:43.831	+1.822	11:45:06.086

Lap	Lap Tm	Diff	Time of Day
<b>(31) MALLÉN CICERO, ALEJANDRO</b>			
1	1:44.678	+2.209	11:34:43.581
2	1:46.788	+4.319	11:36:30.369
3	1:44.582	+2.113	11:38:14.951
4	1:42.469		11:39:57.420
5	1:43.254	+0.785	11:41:40.674
6	1:44.785	+2.316	11:43:25.459
7	1:44.500	+2.031	11:45:09.959

Lap	Lap Tm	Diff	Time of Day
<b>(16) CAÑADAS GONZALEZ, JOEL</b>			
1	1:47.390	+1.574	11:34:48.335
2	1:47.208	+1.392	11:36:35.543
3	1:48.208	+2.392	11:38:23.751
4	1:47.909	+2.093	11:40:11.660
5	1:46.889	+1.073	11:41:58.549
6	1:45.837	+0.021	11:43:44.386
7	1:45.816		11:45:30.202

Lap	Lap Tm	Diff	Time of Day
<b>(17) CLAVER GIMENEZ, CRISTIAN</b>			
1	1:47.440	+2.548	11:34:50.498
2	1:54.898	+10.006	11:36:45.396
3	1:46.386	+1.494	11:38:31.782
4	1:49.031	+4.139	11:40:20.813
5	1:44.892		11:42:05.705
6	1:47.230	+2.338	11:43:52.935
7	1:46.657	+1.765	11:45:39.592

Lap	Lap Tm	Diff	Time of Day
<b>(14) QUESADA GARCIA, SALVADOR</b>			
1	1:45.875		11:34:42.183
2	1:47.487	+1.612	11:36:29.670
3	2:01.021	+15.146	11:38:30.691
4	1:48.698	+2.823	11:40:19.389
5	1:48.768	+2.893	11:42:08.157
6	1:47.465	+1.590	11:43:55.622
7	1:49.435	+3.560	11:45:45.057

Lap	Lap Tm	Diff	Time of Day
<b>(61) BALLESTER FERRER, NACHO</b>			
1	1:47.578		11:34:49.799
2	2:04.906	+17.328	11:36:54.705
3	1:49.735	+2.157	11:38:44.440
4	1:51.863	+4.285	11:40:36.303
5	1:52.972	+5.394	11:42:29.275
6	1:52.924	+5.346	11:44:22.199
7	1:57.291	+9.713	11:46:19.490

Lap	Lap Tm	Diff	Time of Day
<b>(5) GIL SALANOVA, EDGAR</b>			
1	1:54.474	+1.461	11:35:01.924

Lap	Lap Tm	Diff	Time of Day
2	1:53.783	+0.770	11:36:55.707
3	1:53.984	+0.971	11:38:49.691
4	1:53.013		11:40:42.704
5	1:54.519	+1.506	11:42:37.223
6	1:55.635	+2.622	11:44:32.858

Lap	Lap Tm	Diff	Time of Day
<b>(70) CAMPS FAURIA, XAVIER</b>			
1	1:56.534	+3.551	11:35:07.717
2	1:54.388	+1.405	11:37:02.105
3	1:56.546	+3.563	11:38:58.651
4	1:53.710	+0.727	11:40:52.361
5	1:53.765	+0.782	11:42:46.126
6	1:52.983		11:44:39.109

Lap	Lap Tm	Diff	Time of Day
<b>(6) LORENTE MUÑOZ, ELIO</b>			
1	1:55.853	+2.456	11:35:08.652
2	1:54.987	+1.590	11:37:03.639
3	1:56.182	+2.785	11:38:59.821
4	1:53.397		11:40:53.218
5	1:54.039	+0.642	11:42:47.257
6	1:53.456	+0.059	11:44:40.713

Lap	Lap Tm	Diff	Time of Day
<b>(111) TURMO VERGE, OLAU</b>			
1	2:16.293		11:35:43.847
2	2:17.340	+1.047	11:38:01.187
3	2:16.909	+0.616	11:40:18.096
4	2:20.842	+4.549	11:42:38.938
5	2:23.122	+6.829	11:45:02.060

Jefe de cronometraje

Orbits

Provisional

Los Comisarios Deportivos

El Director de Carrera

El Cronometrador

Definitiva

Hora:

Hora:

Hora:

**MX Promo Aragón, Poleñino**

**Clasificado por vueltas**

MX 50cc

Poleñino 0,000 km

Segunda Manga

09/11/2013 12:45

Carrera (10:00 y 1 Vueltas) iniciado a 12:28:41


Pos.	Nº	Nombre	Vts.	Total Tº	Dif.	Mejor Tm	Club
1	12	FERRE PLA, FERRAN	7	13:14.216		1:38.999	Mc Senia
2	95	SANCHEZ ESCUER, EDGAR	7	13:51.383	37.167	1:43.104	Mc. Segre
3	14	QUESADA GARCIA, SALVADOR	7	14:03.280	49.064	1:46.051	MC Xarquín
4	31	MALLEN CICERO, ALEJANDRO	7	14:04.218	50.002	1:45.584	Pm. Oscense
5	16	CAÑADAS GONZALEZ, JOEL	7	14:09.646	55.430	1:45.917	Mc. Segre
6	61	BALLESTER FERRER, NACHO	7	14:31.714	1:17.498	1:47.758	C.M. Alcañiz
7	17	CLAVER GIMENEZ, CRISTIAN	7	14:32.110	1:17.894	1:46.166	Sinesponsor Racing
8	5	GIL SALANOVA, EDGAR	7	15:01.359	1:47.143	1:52.127	A. D. Aragon Sport
9	6	LORENTE MUÑOZ, ELIO	7	15:02.117	1:47.901	1:51.959	C.M. Epila
10	70	CAMPS FAURIA, XAVIER	6	13:29.193	1 Vuelta	1:55.063	Mc. Segre
11	111	TURMO VERGE, OLAU	5	13:28.855	2 Vueltas	2:13.765	Mc. Segre

Margin of Victory	Avg. Speed	Best Lap Tm	Best Spd	Best Lap by
37.167	-	1:38.999	-	12 - FERRE PLA, FERRAN

**Jefe de cronometraje** **Orbits**

Provisional  Definitiva

Los Comisarios Deportivos Hora:	El Director de Carrera Hora:	El Cronametrador Hora:
------------------------------------	---------------------------------	---------------------------



# MX Promo Aragón, Poleñino

MX 50cc

Poleñino 0,000 km

Segunda Manga

09/11/2013 12:45

Carrera (10:00 y 1 Vueltas) iniciado a 12:28:41

Lap	Lap Tm	Diff	Time of Day
<b>(12) FERRE PLA, FERRAN</b>			
1	1:40.181	+1.182	12:31:54.621
2	1:39.889	+0.890	12:33:34.510
3	1:40.001	+1.002	12:35:14.511
4	1:38.999		12:36:53.510
5	1:40.594	+1.595	12:38:34.104
6	1:39.918	+0.919	12:40:14.022
7	1:41.401	+2.402	12:41:55.423

Lap	Lap Tm	Diff	Time of Day
<b>(95) SANCHEZ ESCUER, EDGAR</b>			
1	1:46.788	+3.684	12:32:04.998
2	1:43.749	+0.645	12:33:48.747
3	1:44.499	+1.395	12:35:33.246
4	1:44.584	+1.480	12:37:17.830
5	1:43.104		12:39:00.934
6	1:44.974	+1.870	12:40:45.908
7	1:46.682	+3.578	12:42:32.590

Lap	Lap Tm	Diff	Time of Day
<b>(14) QUESADA GARCIA, SALVADOR</b>			
1	1:46.522	+0.471	12:32:03.966
2	1:47.328	+1.277	12:33:51.294
3	1:46.051		12:35:37.345
4	1:47.612	+1.561	12:37:24.957
5	1:46.273	+0.222	12:39:11.230
6	1:47.130	+1.079	12:40:58.360
7	1:46.127	+0.076	12:42:44.487

Lap	Lap Tm	Diff	Time of Day
<b>(31) MALLEN CICERO, ALEJANDRO</b>			
1	1:47.084	+1.500	12:32:06.133
2	1:46.069	+0.485	12:33:52.202
3	1:46.397	+0.813	12:35:38.599
4	1:47.213	+1.629	12:37:25.812
5	1:46.898	+1.314	12:39:12.710
6	1:47.131	+1.547	12:40:59.841
7	1:45.584		12:42:45.425

Lap	Lap Tm	Diff	Time of Day
<b>(16) CAÑADAS GONZALEZ, JOEL</b>			
1	1:47.480	+1.563	12:32:09.075
2	1:46.013	+0.096	12:33:55.088
3	1:45.917		12:35:41.005
4	1:48.674	+2.757	12:37:29.679
5	1:46.085	+0.168	12:39:15.764
6	1:46.999	+1.082	12:41:02.763
7	1:48.090	+2.173	12:42:50.853

Lap	Lap Tm	Diff	Time of Day
<b>(61) BALLESTER FERRER, NACHO</b>			
1	1:50.977	+3.219	12:32:18.531
2	1:47.758		12:34:06.289
3	1:48.873	+1.115	12:35:55.162
4	1:49.726	+1.968	12:37:44.888
5	1:50.097	+2.339	12:39:34.985
6	1:49.269	+1.511	12:41:24.254
7	1:48.667	+0.909	12:43:12.921

Lap	Lap Tm	Diff	Time of Day
<b>(17) CLAVER GIMENEZ, CRISTIAN</b>			
1	1:53.743	+7.577	12:32:23.872
2	1:52.083	+5.917	12:34:15.955
3	1:46.166		12:36:02.121
4	1:47.673	+1.507	12:37:49.794
5	1:47.229	+1.063	12:39:37.023
6	1:48.082	+1.916	12:41:25.105
7	1:48.212	+2.046	12:43:13.317

Lap	Lap Tm	Diff	Time of Day
<b>(5) GIL SALANOVA, EDGAR</b>			
1	1:53.656	+1.529	12:32:22.512

Lap	Lap Tm	Diff	Time of Day
2	1:54.191	+2.064	12:34:16.703
3	1:52.127		12:36:08.830
4	1:53.350	+1.223	12:38:02.180
5	1:53.225	+1.098	12:39:55.405
6	1:53.802	+1.675	12:41:49.207
7	1:53.359	+1.232	12:43:42.566

Lap	Lap Tm	Diff	Time of Day
<b>(6) LORENTE MUÑOZ, ELIO</b>			
1	1:55.770	+3.811	12:32:21.627
2	1:53.522	+1.563	12:34:15.149
3	1:55.693	+3.734	12:36:10.842
4	1:53.654	+1.695	12:38:04.496
5	1:52.981	+1.022	12:39:57.477
6	1:53.888	+1.929	12:41:51.365
7	1:51.959		12:43:43.324

Lap	Lap Tm	Diff	Time of Day
<b>(70) CAMPS FAURIA, XAVIER</b>			
1	1:55.177	+0.114	12:32:27.823
2	1:59.544	+4.481	12:34:27.367
3	1:55.132	+0.069	12:36:22.499
4	1:55.063		12:38:17.562
5	1:55.586	+0.523	12:40:13.148
6	1:57.252	+2.189	12:42:10.400

Lap	Lap Tm	Diff	Time of Day
<b>(111) TURMO VERGE, OLAU</b>			
1	2:16.149	+2.384	12:33:01.677
2	2:15.479	+1.714	12:35:17.156
3	2:21.120	+7.355	12:37:38.276
4	2:18.021	+4.256	12:39:56.297
5	2:13.765		12:42:10.062

Jefe de cronometraje

Orbits

Provisional

Los Comisarios Deportivos

El Director de Carrera

El Cronametrador

Definitiva

Hora:

Hora:


Hora:

## MX Promo Aragón, Poleñino

MX 50cc

Poleñino 0,000 km

Final 50cc



Pos.	Nº	Nombre	Total puntos	R-1	R-2	Club
1	12	FERRE PLA, FERRAN	50	25	25	Mc Senia
2	95	SANCHEZ ESCUER, EDGAR	44	22	22	Mc. Segre
3	31	MALLEN CICERO, ALEJANDRO	38	20	18	Pm. Oscense
4	14	QUESADA GARCIA, SALVADOR	35	15	20	MC Xarquín
5	16	CAÑADAS GONZALEZ, JOEL	34	18	16	Mc. Segre
6	17	CLAVER GIMENEZ, CRISTIAN	30	16	14	Sinesponsor Racing
7	61	BALLESTER FERRER, NACHO	29	14	15	C.M. Alcañiz
8	5	GIL SALANOVA, EDGAR	26	13	13	A. D. Aragon Sport
9	6	LORENTE MUÑOZ, ELIO	23	11	12	C.M. Epila
10	70	CAMPS FAURIA, XAVIER	23	12	11	Mc. Segre
11	111	TURMO VERGE, OLAU	20	10	10	Mc. Segre

Jefe de cronometraje

Orbits

Provisional

Los Comisarios Deportivos

El Director de Carrera

El Cronametrador

Definitiva

Hora:

Hora:

Hora: