

IV Open Velocidad Motorland

Clasificado por mejor tiempo de vuelta

MiniGP 140

Motorland, Karting 1,672 km

1ª Sesión Entrenos Libres

20/07/2013 09:40

Práctica (15:00 Tiempo) iniciado a 9:41:30

Pos.	Nº	Nombre	Clase	Mejor Tm	Dif. 1º	Total Tº	En V. Club
1	9	Francisco Gómez Requena	MiniGP 140	1:12.721		15:15.515	9 Toscano Racing
2	5	Sergio Muñoz Solano	MiniGP 140	1:12.832	0.111	14:10.645	7 MC Super-Kids Alicante
3	2	Adrián Carrasco Alba	MiniGP 140	1:12.872	0.151	15:15.050	12 Circuito Motor
4	91	Aitor Andujar Merquiades	MiniGP 140	1:13.403	0.682	15:24.796	11 Ciutat Albaida
5	23	Raul Fernandez Gonzalez	MiniGP 140	1:13.553	0.832	15:18.418	6 MX COACH
6	76	Julian Giral Romero	Promo 140	1:13.914	1.193	15:28.397	9 M.C. Ontinar
7	6	Daniel Gallego Calleja	MiniGP 140	1:15.349	2.628	15:49.925	7 Vallisoletano MC
8	79	Jorge Serrano Rodriguez	Promo 140	1:15.373	2.652	15:24.389	8 Motorland Aragon C.D.
9	8	Alan Malo Gonzalez	Promo 140	1:16.352	3.631	14:01.217	10 P.M. Oscense
10	58	Roberto Mimbbrero Sánchez	MiniGP 140	1:16.428	3.707	15:21.398	9 Vallisoletano MC
11	45	José Antonio Moyano Gimeno	Promo 140	1:16.519	3.798	13:07.200	4 A.D. Aragon Sport
12	46	Marcos Barrientos Andres	Promo 140	1:16.981	4.260	15:48.076	3 A.D. Aragon Sport
13	75	Fran Salinas Orden	MiniGP 140	1:17.315	4.594	15:20.371	10 Alicante
14	68	Marc Cabedo Hernández	MiniGP 140	1:17.398	4.677	15:21.015	11 CM MiniGP Vall D´Uix
15	22	Adam Iñiguez Guzmán	MiniGP 140	1:17.759	5.038	8:47.918	6
16	28	Carlos Guiral Gallinad	Promo 140	1:17.821	5.100	13:07.906	8 M.C. Fraga
17	10	Alex David Canales Garcia	Promo 140	1:18.089	5.368	15:35.150	9 M.C. Fraga
18	25	Eduard Melgar Heredia	Promo 140	1:18.927	6.206	15:55.708	8
19	19	Alejandro Pozo Castan	Promo 140	1:19.780	7.059	13:24.245	5 Motorland Aragon C.D.
20	12	Ricardo Soriano Fortea	MiniGP 140	1:20.919	8.198	15:37.688	10 Vallisoletano MC
21	1	David Iquierdo Porras	MiniGP 140	1:25.860	13.139	15:41.780	6 Moteros Almaraz
22	39	Miguel Debón Verdejo	MiniGP 140	1:29.553	16.832	15:03.059	6 KSB Sport

Jefe de cronometraje

Orbits

Provisional

Los Comisarios Deportivos

El Director de Carrera

El Cronametrador

Definitiva

Hora:

Hora:

Hora:

IV Open Velocidad Motorland

Clasificado por mejor tiempo de vuelta

MiniGP 140

Motorland, Karting 1,672 km

1ª Sesión Entrenos Oficiales

20/07/2013 11:20

Clasificación (15:00 Tiempo) iniciado a 11:20:02

Pos.	Nº	Nombre	Clase	Mejor Tm	Dif. 1º	Total Tº	En V. Club
1	5	Sergio Muñoz Solano	MiniGP 140	1:11.920		16:06.479	6 MC Super-Kids Alicante
2	23	Raul Fernandez Gonzalez	MiniGP 140	1:12.361	0.441	12:57.454	5 MX COACH
3	6	Daniel Gallego Calleja	MiniGP 140	1:12.711	0.791	15:53.187	9 Vallisoletano MC
4	91	Aitor Andujar Merquiades	MiniGP 140	1:13.228	1.308	15:20.326	11 Ciutat Albaida
5	2	Adrián Carrasco Alba	MiniGP 140	1:13.492	1.572	15:38.365	6 Circuito Motor
6	76	Julian Giral Romero	Promo 140	1:13.823	1.903	16:06.694	9 M.C. Ontinar
7	9	Francisco Gómez Requena	MiniGP 140	1:14.054	2.134	15:38.244	12 Toscano Racing
8	79	Jorge Serrano Rodriguez	Promo 140	1:14.305	2.385	12:52.644	5 Motorland Aragon C.D
9	45	José Antonio Moyano Gimeno	Promo 140	1:14.693	2.773	16:06.391	4 A.D. Aragon Sport
10	58	Roberto Mimbbrero Sánchez	MiniGP 140	1:14.819	2.899	16:05.755	8 Vallisoletano MC
11	10	Alex David Canales Garcia	Promo 140	1:15.213	3.293	16:04.695	9 M.C. Fraga
12	8	Alan Malo Gonzalez	Promo 140	1:15.398	3.478	13:09.733	10 P.M. Oscense
13	75	Fran Salinas Orden	MiniGP 140	1:15.457	3.537	15:41.053	12 Alicante
14	68	Marc Cabedo Hernández	MiniGP 140	1:15.756	3.836	15:45.053	10 CM MiniGP Vall D´Uix
15	46	Marcos Barrientos Andres	Promo 140	1:16.285	4.365	15:56.164	8 A.D. Aragon Sport
16	22	Adam Iñiguez Guzmán	MiniGP 140	1:16.813	4.893	15:21.700	2
17	25	Eduard Melgar Heredia	Promo 140	1:17.088	5.168	16:16.471	10
18	28	Carlos Guiral Gallinad	Promo 140	1:17.388	5.468	12:15.509	4 M.C. Fraga
19	19	Alejandro Pozo Castan	Promo 140	1:18.716	6.796	16:18.620	5 Motorland Aragon C.D
20	12	Ricardo Soriano Fortea	MiniGP 140	1:19.375	7.455	15:04.859	11 Vallisoletano MC
21	1	David Iquierdo Porras	MiniGP 140	1:22.452	10.532	16:17.657	9 Moteros Almaraz
22	39	Miguel Debón Verdejo	MiniGP 140	1:29.384	17.464	3:42.655	2 KSB Sport

Jefe de cronometraje

Orbits

Provisional

Los Comisarios Deportivos

El Director de Carrera

El Cronametrador

Definitiva

Hora:

Hora:

Hora:

IV Open Velocidad Motorland

MiniGP 140

Motorland, Karting 1,672 km

1ª Sesión Entrenos Oficiales

20/07/2013 11:20

Clasificación (15:00 Tiempo) iniciado a 11:20:02

Lap	Lap Tm	Diff	Time of Day
(5) Sergio Muñoz Solano			
1	1:22.429	+10.509	11:21:37.591
2	1:14.604	+2.684	11:22:52.195
3	1:14.180	+2.260	11:24:06.375
4	1:12.333	+0.413	11:25:18.708
5	1:12.712	+0.792	11:26:31.420
6	1:11.920		11:27:43.340
7	1:12.105	+0.185	11:28:55.445
8	1:12.025	+0.105	11:30:07.470
9	1:11.921	+0.001	11:31:19.391
10	1:12.234	+0.314	11:32:31.625
11	1:12.177	+0.257	11:33:43.802
12	1:12.929	+1.009	11:34:56.731
13	1:12.371	+0.451	11:36:09.102

Lap	Lap Tm	Diff	Time of Day
(23) Raul Fernandez Gonzalez			
1	1:26.429	+14.068	11:21:36.253
2	1:15.185	+2.824	11:22:51.438
3	1:17.887	+5.526	11:24:09.325
4	1:12.614	+0.253	11:25:21.939
5	1:12.361		11:26:34.300
6	1:15.584	+3.223	11:27:49.884
7	1:12.923	+0.562	11:29:02.807
8	1:13.106	+0.745	11:30:15.913
9	1:12.695	+0.334	11:31:28.608
10	1:31.469	+19.108	11:33:00.077

Lap	Lap Tm	Diff	Time of Day
(6) Daniel Gallego Calleja			
1	1:25.872	+13.161	11:21:36.780
2	1:15.343	+2.632	11:22:52.123
3	1:14.555	+1.844	11:24:06.678
4	1:13.352	+0.641	11:25:20.030
5	1:13.938	+1.227	11:26:33.968
6	1:15.159	+2.448	11:27:49.127
7	1:13.562	+0.851	11:29:02.689
8	1:13.095	+0.384	11:30:15.784
9	1:12.711		11:31:28.495
10	1:12.725	+0.014	11:32:41.220
11	1:49.477	+36.766	11:34:30.697
12	1:25.113	+12.402	11:35:55.810

Lap	Lap Tm	Diff	Time of Day
(91) Aitor Andujar Merquiades			
1	1:24.804	+11.576	11:21:36.169
2	1:19.047	+5.819	11:22:55.216
3	1:19.655	+6.427	11:24:14.871
4	1:13.381	+0.153	11:25:28.252
5	1:13.579	+0.351	11:26:41.831
6	1:13.988	+0.760	11:27:55.819
7	1:13.345	+0.117	11:29:09.164
8	1:20.341	+7.113	11:30:29.505
9	1:13.482	+0.254	11:31:42.987
10	1:13.437	+0.209	11:32:56.424
11	1:13.228		11:34:09.652
12	1:13.297	+0.069	11:35:22.949

Lap	Lap Tm	Diff	Time of Day
(2) Adrián Carrasco Alba			
1	1:22.367	+8.875	11:21:36.399
2	1:14.943	+1.451	11:22:51.342
3	5:20.693	+4:07.201	11:28:12.035
4	4:54.089	+3:40.597	11:33:06.124
5	1:21.372	+7.880	11:34:27.496
6	1:13.492		11:35:40.988

Lap	Lap Tm	Diff	Time of Day
(76) Julian Giral Romero			
1	1:28.188	+14.365	11:21:48.015

Lap	Lap Tm	Diff	Time of Day
2	1:15.961	+2.138	11:23:03.976
3	1:14.180	+0.357	11:24:18.156
4	1:14.821	+0.998	11:25:32.977
5	1:24.950	+11.127	11:26:57.927
6	1:14.196	+0.373	11:28:12.123
7	1:44.690	+30.867	11:29:56.813
8	1:14.762	+0.939	11:31:11.575
9	1:13.823		11:32:25.398
10	1:15.444	+1.621	11:33:40.842
11	1:14.442	+0.619	11:34:55.284
12	1:14.033	+0.210	11:36:09.317

Lap	Lap Tm	Diff	Time of Day
(9) Francisco Gómez Requena			
1	1:25.643	+11.589	11:21:36.047
2	1:19.900	+5.846	11:22:55.947
3	1:19.144	+5.090	11:24:15.091
4	1:17.360	+3.306	11:25:32.451
5	1:17.351	+3.297	11:26:49.802
6	1:16.424	+2.370	11:28:06.226
7	1:16.305	+2.251	11:29:22.531
8	1:17.188	+3.134	11:30:39.719
9	1:15.719	+1.665	11:31:55.438
10	1:15.808	+1.754	11:33:11.246
11	1:15.567	+1.513	11:34:26.813
12	1:14.054		11:35:40.867

Lap	Lap Tm	Diff	Time of Day
(79) Jorge Serrano Rodríguez			
1	1:24.844	+10.539	11:21:37.685
2	1:16.372	+2.067	11:22:54.057
3	1:15.982	+1.677	11:24:10.039
4	1:15.159	+0.854	11:25:25.198
5	1:14.305		11:26:39.503
6	1:17.660	+3.355	11:27:57.163
7	1:14.565	+0.260	11:29:11.728
8	1:14.388	+0.083	11:30:26.116
9	1:14.613	+0.308	11:31:40.729
10	1:14.538	+0.233	11:32:55.267

Lap	Lap Tm	Diff	Time of Day
(45) José Antonio Moyano Gimeno			
1	1:25.484	+10.791	11:21:37.503
2	1:16.292	+1.599	11:22:53.795
3	1:15.653	+0.960	11:24:09.448
4	1:14.693		11:25:24.141
5	1:14.935	+0.242	11:26:39.076
6	1:15.127	+0.434	11:27:54.203
7	1:14.786	+0.093	11:29:08.989
8	1:15.273	+0.580	11:30:24.262
9	1:49.338	+34.645	11:32:13.600
10	1:24.557	+9.864	11:33:38.157
11	1:15.948	+1.255	11:34:54.105
12	1:14.909	+0.216	11:36:09.014

Lap	Lap Tm	Diff	Time of Day
(58) Roberto Mimbreno Sánchez			
1	1:34.932	+20.113	11:21:58.240
2	1:16.535	+1.716	11:23:14.775
3	1:17.421	+2.602	11:24:32.196
4	1:16.824	+2.005	11:25:49.020
5	1:17.106	+2.287	11:27:06.126
6	1:15.190	+0.371	11:28:21.316
7	1:22.491	+7.672	11:29:43.807
8	1:14.819		11:30:58.626
9	1:17.158	+2.339	11:32:15.784
10	1:17.938	+3.119	11:33:33.722
11	1:17.392	+2.573	11:34:51.114
12	1:17.264	+2.445	11:36:08.378

Lap	Lap Tm	Diff	Time of Day
(10) Alex David Canales Garcia			
1	1:27.717	+12.504	11:21:48.139
2	1:16.829	+1.616	11:23:04.968
3	1:16.130	+0.917	11:24:21.098
4	1:15.233	+0.020	11:25:36.331
5	1:15.848	+0.635	11:26:52.179
6	1:15.657	+0.444	11:28:07.836
7	1:16.077	+0.864	11:29:23.913
8	1:20.126	+4.913	11:30:44.039
9	1:15.213		11:31:59.252
10	1:16.219	+1.006	11:33:15.471
11	1:35.226	+20.013	11:34:50.697
12	1:16.621	+1.408	11:36:07.318

Lap	Lap Tm	Diff	Time of Day
(8) Alan Malo Gonzalez			
1	1:29.246	+13.848	11:21:45.344
2	1:16.112	+0.714	11:23:01.456
3	1:16.011	+0.613	11:24:17.467
4	1:15.464	+0.066	11:25:32.931
5	1:15.655	+0.257	11:26:48.586
6	1:18.535	+3.137	11:28:07.121
7	1:17.285	+1.887	11:29:24.406
8	1:17.065	+1.667	11:30:41.471
9	1:15.487	+0.089	11:31:56.958
10	1:15.398		11:33:12.356

Lap	Lap Tm	Diff	Time of Day
(75) Fran Salinas Orden			
1	1:27.882	+12.425	11:21:42.544
2	1:18.101	+2.644	11:23:00.645
3	1:17.366	+1.909	11:24:18.011
4	1:16.407	+0.950	11:25:34.418
5	1:15.719	+0.262	11:26:50.137
6	1:16.324	+0.867	11:28:06.461
7	1:16.300	+0.843	11:29:22.761
8	1:16.452	+0.995	11:30:39.213
9	1:16.685	+1.228	11:31:55.898
10	1:15.598	+0.141	11:33:11.496
11	1:16.723	+1.266	11:34:28.219
12	1:15.457		11:35:43.676

Lap	Lap Tm	Diff	Time of Day
(68) Marc Cabedo Hernández			
1	1:26.346	+10.590	11:21:39.831
2	1:16.815	+1.059	11:22:56.646
3	1:17.273	+1.517	11:24:13.919
4	1:17.039	+1.283	11:25:30.958
5	1:16.995	+1.239	11:26:47.953
6	1:16.958	+1.202	11:28:04.911
7	1:16.901	+1.145	11:29:21.812
8	1:17.005	+1.249	11:30:38.817
9	1:16.475	+0.719	11:31:55.292
10	1:15.756		11:33:11.048
11	1:20.343	+4.587	11:34:31.391
12	1:16.285	+0.529	11:35:47.676

Lap	Lap Tm	Diff	Time of Day
(46) Marcos Barrientos Andres			
1	1:35.045	+18.760	11:21:52.853
2	1:17.939	+1.654	11:23:10.792
3	1:18.818	+2.533	11:24:29.610
4	1:18.274	+1.989	11:25:47.884
5	1:25.021	+8.736	11:27:12.905
6	1:16.505	+0.220	11:28:29.410
7	1:18.788	+2.503	11:29:48.198
8	1:16.285		11:31:04.483
9	1:16.833	+0.548	11:32:21.316
10	2:08.807	+52.522	11:34:30.123
11	1:28.664	+12.379	11:35:58.787

Jefe de cronometraje

Orbits

Provisional

Los Comisarios Deportivos

El Director de Carrera

El Cronometrador

Definitiva

Hora:

Hora:

Hora:

IV Open Velocidad Motorland

MiniGP 140

Motorland, Karting 1,672 km

1ª Sesión Entrenos Oficiales

20/07/2013 11:20

Clasificación (15:00 Tiempo) iniciado a 11:20:02

Lap	Lap Tm	Diff	Time of Day
(22) Adam Iñiguez Guzmán			
1	1:30.931	+14.118	11:34:07.510
2	1:16.813		11:35:24.323

Lap	Lap Tm	Diff	Time of Day
(25) Eduard Melgar Heredia			
1	1:30.272	+13.184	11:21:52.634
2	1:17.996	+0.908	11:23:10.630
3	1:18.730	+1.642	11:24:29.360
4	1:18.352	+1.264	11:25:47.712
5	1:18.061	+0.973	11:27:05.773
6	1:18.002	+0.914	11:28:23.775
7	1:21.192	+4.104	11:29:44.967
8	1:18.706	+1.618	11:31:03.673
9	1:21.213	+4.125	11:32:24.886
10	1:17.088		11:33:41.974
11	1:17.596	+0.508	11:34:59.570
12	1:19.524	+2.436	11:36:19.094

Lap	Lap Tm	Diff	Time of Day
(28) Carlos Guiral Gallinad			
1	1:28.981	+11.593	11:21:47.896
2	1:19.628	+2.240	11:23:07.524
3	1:18.189	+0.801	11:24:25.713
4	1:17.388		11:25:43.101
5	1:17.533	+0.145	11:27:00.634
6	1:17.785	+0.397	11:28:18.419
7	1:17.874	+0.486	11:29:36.293
8	1:17.545	+0.157	11:30:53.838
9	1:24.294	+6.906	11:32:18.132

Lap	Lap Tm	Diff	Time of Day
(19) Alejandro Pozo Castan			
1	1:30.854	+12.138	11:21:52.245
2	1:20.946	+2.230	11:23:13.191
3	1:18.972	+0.256	11:24:32.163
4	1:18.957	+0.241	11:25:51.120
5	1:18.716		11:27:09.836
6	1:18.829	+0.113	11:28:28.665
7	1:20.272	+1.556	11:29:48.937
8	2:21.479	+1:02.763	11:32:10.416
9	1:29.673	+10.957	11:33:40.089
10	1:19.265	+0.549	11:34:59.354
11	1:21.889	+3.173	11:36:21.243

Lap	Lap Tm	Diff	Time of Day
(12) Ricardo Soriano Fortea			
1	1:30.564	+11.189	11:21:47.756
2	1:19.630	+0.255	11:23:07.386
3	1:21.724	+2.349	11:24:29.110
4	1:19.800	+0.425	11:25:48.910
5	1:19.971	+0.596	11:27:08.881
6	1:19.698	+0.323	11:28:28.579
7	1:19.526	+0.151	11:29:48.105
8	1:19.683	+0.308	11:31:07.788
9	1:19.981	+0.606	11:32:27.769
10	1:20.338	+0.963	11:33:48.107
11	1:19.375		11:35:07.482

Lap	Lap Tm	Diff	Time of Day
(1) David Iquierdo Porras			
1	1:40.871	+18.419	11:22:16.194
2	1:27.132	+4.680	11:23:43.326
3	1:24.490	+2.038	11:25:07.816
4	1:25.556	+3.104	11:26:33.372
5	1:24.071	+1.619	11:27:57.443
6	1:22.531	+0.079	11:29:19.974
7	1:24.328	+1.876	11:30:44.302
8	1:23.795	+1.343	11:32:08.097
9	1:22.452		11:33:30.549

Lap	Lap Tm	Diff	Time of Day
10	1:25.000	+2.548	11:34:55.549
11	1:24.731	+2.279	11:36:20.280

Lap	Lap Tm	Diff	Time of Day
(39) Miguel Debón Verdejo			
1	1:48.095	+18.711	11:22:15.894
2	1:29.384		11:23:45.278

Jefe de cronometraje

Orbits

Provisional

Los Comisarios Deportivos

El Director de Carrera

El Cronametrador

Definitiva

Hora:

Hora:

Hora:

IV Open Velocidad Motorland

Clasificado por mejor tiempo de vuelta

MiniGP 140

Motorland, Karting 1,672 km

2ª Sesión Entrenos Oficiales

20/07/2013 13:10

Clasificación (15:00 Tiempo) iniciado a 13:10:01

Pos.	Nº	Nombre	Clase	Mejor Tm	Dif. 1º	Total Tº	En V. Club
1	2	Adrián Carrasco Alba	MiniGP 140	1:12.015		15:26.432	6 Circuito Motor
2	5	Sergio Muñoz Solano	MiniGP 140	1:12.061	0.046	16:08.461	6 MC Super-Kids Alicante
3	9	Francisco Gómez Requena	MiniGP 140	1:12.064	0.049	15:00.933	7 Toscano Racing
4	23	Raul Fernandez Gonzalez	MiniGP 140	1:12.224	0.209	9:20.807	6 MX COACH
5	91	Aitor Andujar Merquiades	MiniGP 140	1:12.443	0.428	15:06.250	3 Ciutat Albaida
6	6	Daniel Gallego Calleja	MiniGP 140	1:12.771	0.756	16:08.327	4 Vallisoletano MC
7	76	Julian Giral Romero	Promo 140	1:13.443	1.428	15:06.469	11 M.C. Ontinar
8	45	José Antonio Moyano Gimeno	Promo 140	1:14.533	2.518	15:11.709	3 A.D. Aragon Sport
9	22	Adam Iñiguez Guzmán	MiniGP 140	1:14.973	2.958	16:07.379	5
10	58	Roberto Mimbbrero Sánchez	MiniGP 140	1:15.010	2.995	16:08.791	7 Vallisoletano MC
11	68	Marc Cabedo Hernández	MiniGP 140	1:15.025	3.010	15:34.849	7 CM MiniGP Vall D´Uix
12	79	Jorge Serrano Rodriguez	Promo 140	1:15.057	3.042	16:09.392	4 Motorland Aragon C.D
13	8	Alan Malo Gonzalez	Promo 140	1:15.224	3.209	10:30.209	5 P.M. Oscense
14	75	Fran Salinas Orden	MiniGP 140	1:15.659	3.644	9:17.937	5 Alicante
15	46	Marcos Barrientos Andres	Promo 140	1:15.959	3.944	16:17.306	3 A.D. Aragon Sport
16	25	Eduard Melgar Heredia	Promo 140	1:16.248	4.233	15:22.608	3
17	10	Alex David Canales Garcia	Promo 140	1:16.695	4.680	15:04.522	10 M.C. Fraga
18	28	Carlos Guiral Gallinad	Promo 140	1:17.702	5.687	15:05.394	3 M.C. Fraga
19	19	Alejandro Pozo Castan	Promo 140	1:17.901	5.886	15:25.197	6 Motorland Aragon C.D
20	12	Ricardo Soriano Fortea	MiniGP 140	1:18.066	6.051	15:04.067	7 Vallisoletano MC
21	1	David Iquierdo Porras	MiniGP 140	1:22.347	10.332	15:47.743	5 Motos Almaraz
22	39	Miguel Debón Verdejo	MiniGP 140	1:23.219	11.204	15:02.247	10 KSB Sport

Jefe de cronometraje

Orbits

Provisional

Los Comisarios Deportivos

El Director de Carrera

El Cronametrador

Definitiva

Hora:

Hora:

Hora:

IV Open Velocidad Motorland

MiniGP 140

Motorland, Karting 1,672 km

2ª Sesión Entrenos Oficiales

20/07/2013 13:10

Clasificación (15:00 Tiempo) iniciado a 13:10:01

Lap	Lap Tm	Diff	Time of Day
(2) Adrián Carrasco Alba			
1	1:26.465	+14.450	13:12:01.400
2	1:14.640	+2.625	13:13:16.040
3	1:13.860	+1.845	13:14:29.900
4	1:13.794	+1.779	13:15:43.694
5	1:13.747	+1.732	13:16:57.441
6	1:12.015		13:18:09.456
7	1:12.310	+0.295	13:19:21.766
8	1:12.537	+0.522	13:20:34.303
9	1:13.816	+1.801	13:21:48.119
10	1:13.378	+1.363	13:23:01.497
11	1:13.867	+1.852	13:24:15.364
12	1:12.519	+0.504	13:25:27.883

Lap	Lap Tm	Diff	Time of Day
(5) Sergio Muñoz Solano			
1	1:23.140	+11.079	13:11:37.811
2	1:13.495	+1.434	13:12:51.306
3	1:12.377	+0.316	13:14:03.683
4	1:12.535	+0.474	13:15:16.218
5	1:12.551	+0.490	13:16:28.769
6	1:12.061		13:17:40.830
7	1:13.076	+1.015	13:18:53.906
8	1:12.095	+0.034	13:20:06.001
9	1:12.259	+0.198	13:21:18.260
10	1:12.531	+0.470	13:22:30.791
11	1:12.727	+0.666	13:23:43.518
12	1:12.600	+0.539	13:24:56.118
13	1:13.794	+1.733	13:26:09.912

Lap	Lap Tm	Diff	Time of Day
(9) Francisco Gómez Requena			
1	1:24.137	+12.073	13:11:37.644
2	1:13.477	+1.413	13:12:51.121
3	1:12.372	+0.308	13:14:03.493
4	1:16.867	+4.803	13:15:20.360
5	1:12.668	+0.604	13:16:33.028
6	1:12.741	+0.677	13:17:45.769
7	1:12.064		13:18:57.833
8	1:13.921	+1.857	13:20:11.754
9	1:12.219	+0.155	13:21:23.973
10	1:12.273	+0.209	13:22:36.246
11	1:12.980	+0.916	13:23:49.226
12	1:13.158	+1.094	13:25:02.384

Lap	Lap Tm	Diff	Time of Day
(23) Raul Fernandez Gonzalez			
1	1:43.268	+31.044	13:11:54.958
2	1:21.023	+8.799	13:13:15.981
3	1:14.557	+2.333	13:14:30.538
4	1:13.350	+1.126	13:15:43.888
5	1:13.019	+0.795	13:16:56.907
6	1:12.224		13:18:09.131
7	1:13.127	+0.903	13:19:22.258

Lap	Lap Tm	Diff	Time of Day
(91) Aitor Andujar Merquiades			
1	1:26.769	+14.326	13:11:37.326
2	1:14.256	+1.813	13:12:51.582
3	1:12.443		13:14:04.025
4	1:13.167	+0.724	13:15:17.192
5	1:13.081	+0.638	13:16:30.273
6	1:13.210	+0.767	13:17:43.483
7	1:13.950	+1.507	13:18:57.433
8	1:14.778	+2.335	13:20:12.211
9	1:13.517	+1.074	13:21:25.728
10	1:13.791	+1.348	13:22:39.519
11	1:13.960	+1.517	13:23:53.479
12	1:14.222	+1.779	13:25:07.701

Lap	Lap Tm	Diff	Time of Day
(6) Daniel Gallego Calleja			
1	1:24.724	+11.953	13:11:38.933
2	1:13.690	+0.919	13:12:52.623
3	1:12.797	+0.026	13:14:05.420
4	1:12.771		13:15:18.191
5	1:13.188	+0.417	13:16:31.379
6	1:13.266	+0.495	13:17:44.645
7	1:12.892	+0.121	13:18:57.537
8	1:14.797	+2.026	13:20:12.334
9	1:12.934	+0.163	13:21:25.268
10	1:12.879	+0.108	13:22:38.147
11	1:47.436	+34.665	13:24:25.583
12	1:44.195	+31.424	13:26:09.778

Lap	Lap Tm	Diff	Time of Day
(76) Julian Giral Romero			
1	2:07.926	+54.483	13:12:33.524
2	1:14.389	+0.946	13:13:47.913
3	1:14.744	+1.301	13:15:02.657
4	1:13.625	+0.182	13:16:16.282
5	1:13.457	+0.014	13:17:29.739
6	1:13.692	+0.249	13:18:43.431
7	1:13.810	+0.367	13:19:57.241
8	1:14.022	+0.579	13:21:11.263
9	1:29.610	+16.167	13:22:40.873
10	1:13.604	+0.161	13:23:54.477
11	1:13.443		13:25:07.920

Lap	Lap Tm	Diff	Time of Day
(45) José Antonio Moyano Gimeno			
1	1:26.319	+11.786	13:11:41.646
2	1:15.501	+0.968	13:12:57.147
3	1:14.533		13:14:11.680
4	1:14.607	+0.074	13:15:26.287
5	1:14.576	+0.043	13:16:40.863
6	1:15.583	+1.050	13:17:56.446
7	1:14.586	+0.053	13:19:11.032
8	1:14.726	+0.193	13:20:25.758
9	2:01.141	+46.608	13:22:26.899
10	1:31.325	+16.792	13:23:58.224
11	1:14.936	+0.403	13:25:13.160

Lap	Lap Tm	Diff	Time of Day
(22) Adam Iñiguez Guzmán			
1	1:30.550	+15.577	13:12:06.362
2	1:17.674	+2.701	13:13:24.036
3	1:18.818	+3.845	13:14:42.854
4	1:16.680	+1.707	13:15:59.534
5	1:14.973		13:17:14.507
6	1:15.016	+0.043	13:18:29.523
7	1:17.686	+2.713	13:19:47.209
8	1:16.803	+1.830	13:21:04.012
9	1:16.532	+1.559	13:22:20.544
10	1:15.909	+0.936	13:23:36.453
11	1:16.325	+1.352	13:24:52.778
12	1:16.052	+1.079	13:26:08.830

Lap	Lap Tm	Diff	Time of Day
(58) Roberto Mimbreno Sánchez			
1	1:33.942	+18.932	13:11:55.277
2	1:21.742	+6.732	13:13:17.019
3	1:17.025	+2.015	13:14:34.044
4	1:16.459	+1.449	13:15:50.503
5	1:17.792	+2.782	13:17:08.295
6	1:18.147	+3.137	13:18:26.442
7	1:15.010		13:19:41.452
8	1:16.488	+1.478	13:20:57.940
9	1:17.626	+2.616	13:22:15.566
10	1:16.134	+1.124	13:23:31.700

Lap	Lap Tm	Diff	Time of Day
11	1:17.406	+2.396	13:24:49.106
12	1:21.136	+6.126	13:26:10.242

Lap	Lap Tm	Diff	Time of Day
(68) Marc Cabedo Hernández			
1	1:26.118	+11.093	13:11:42.850
2	1:16.296	+1.271	13:12:59.146
3	1:15.599	+0.574	13:14:14.745
4	1:15.600	+0.575	13:15:30.345
5	1:15.698	+0.673	13:16:46.043
6	1:15.146	+0.121	13:18:01.189
7	1:15.025		13:19:16.214
8	1:15.041	+0.016	13:20:31.255
9	1:17.333	+2.308	13:21:48.588
10	1:15.863	+0.838	13:23:04.451
11	1:16.108	+1.083	13:24:20.559
12	1:15.741	+0.716	13:25:36.300

Lap	Lap Tm	Diff	Time of Day
(79) Jorge Serrano Rodríguez			
1	1:28.068	+13.011	13:11:46.432
2	1:37.905	+22.848	13:13:24.337
3	1:21.250	+6.193	13:14:45.587
4	1:15.057		13:16:00.644
5	3:24.206	+2:09.149	13:19:24.850
6	1:33.718	+18.661	13:20:58.568
7	1:17.506	+2.449	13:22:16.074
8	1:20.512	+5.455	13:23:36.586
9	1:18.930	+3.873	13:24:55.516
10	1:15.327	+0.270	13:26:10.843

Lap	Lap Tm	Diff	Time of Day
(8) Alan Malo Gonzalez			
1	1:28.329	+13.105	13:11:41.364
2	1:16.928	+1.704	13:12:58.292
3	1:15.708	+0.484	13:14:14.000
4	1:15.708	+0.484	13:15:29.708
5	1:15.224		13:16:44.932
6	1:15.349	+0.125	13:18:00.281
7	1:15.432	+0.208	13:19:15.713
8	1:15.947	+0.723	13:20:31.660

Lap	Lap Tm	Diff	Time of Day
(75) Fran Salinas Orden			
1	1:28.512	+12.853	13:11:40.702
2	1:17.186	+1.527	13:12:57.888
3	1:15.789	+0.130	13:14:13.677
4	1:18.519	+2.860	13:15:32.196
5	1:15.659		13:16:47.855
6	1:15.777	+0.118	13:18:03.632
7	1:15.756	+0.097	13:19:19.388

Lap	Lap Tm	Diff	Time of Day
(46) Marcos Barrientos Andres			
1	1:38.396	+22.437	13:11:48.305
2	1:18.590	+2.631	13:13:06.895
3	1:15.959		13:14:22.854
4	1:29.267	+13.308	13:15:52.121
5	1:53.360	+37.401	13:17:45.481
6	1:43.142	+27.183	13:19:28.623
7	1:20.977	+5.018	13:20:49.600
8	1:23.291	+7.332	13:22:12.891
9	1:18.266	+2.307	13:23:31.157
10	1:23.099	+7.140	13:24:54.256
11	1:24.501	+8.542	13:26:18.757

Lap	Lap Tm	Diff	Time of Day
(25) Eduard Melgar Heredia			
1	1:49.248	+33.000	13:12:15.805
2	1:34.363	+18.115	13:13:50.168
3	1:16.248		13:15:06.416
4	1:17.066	+0.818	13:16:23.482

Jefe de cronometraje

Orbits

Provisional

Los Comisarios Deportivos

El Director de Carrera

El Cronametrador

Definitiva

Hora:

Hora:

Hora:

IV Open Velocidad Motorland

MiniGP 140

Motorland, Karting 1,672 km

2ª Sesión Entrenos Oficiales

20/07/2013 13:10

Clasificación (15:00 Tiempo) iniciado a 13:10:01

Lap	Lap Tm	Diff	Time of Day
5	1:17.048	+0.800	13:17:40.530
6	1:16.859	+0.611	13:18:57.389
7	1:17.373	+1.125	13:20:14.762
8	1:17.251	+1.003	13:21:32.013
9	1:17.603	+1.355	13:22:49.616
10	1:16.944	+0.696	13:24:06.560
11	1:17.499	+1.251	13:25:24.059

(10) Alex David Canales Garcia

1	1:30.134	+13.439	13:11:46.182
2	1:27.255	+10.560	13:13:13.437
3	1:18.391	+1.696	13:14:31.828
4	1:17.431	+0.736	13:15:49.259
5	1:28.149	+11.454	13:17:17.408
6	1:17.624	+0.929	13:18:35.032
7	1:24.623	+7.928	13:19:59.655
8	2:17.130	+1:00.435	13:22:16.785
9	1:32.493	+15.798	13:23:49.278
10	1:16.695		13:25:05.973

(28) Carlos Guiral Gallinad

1	1:29.276	+11.574	13:11:48.791
2	1:20.138	+2.436	13:13:08.929
3	1:17.702		13:14:26.631
4	1:18.198	+0.496	13:15:44.829
5	1:17.998	+0.296	13:17:02.827
6	1:17.832	+0.130	13:18:20.659
7	1:18.013	+0.311	13:19:38.672
8	2:40.000	+1:22.298	13:22:18.672
9	1:29.715	+12.013	13:23:48.387
10	1:18.458	+0.756	13:25:06.845

(19) Alejandro Pozo Castan

1	1:28.869	+10.968	13:11:49.018
2	1:22.804	+4.903	13:13:11.822
3	1:18.411	+0.510	13:14:30.233
4	1:18.886	+0.985	13:15:49.119
5	1:22.087	+4.186	13:17:11.206
6	1:17.901		13:18:29.107
7	1:18.326	+0.425	13:19:47.433
8	1:18.158	+0.257	13:21:05.591
9	1:44.101	+26.200	13:22:49.692
10	1:18.805	+0.904	13:24:08.497
11	1:18.151	+0.250	13:25:26.648

(12) Ricardo Soriano Fortea

1	1:30.906	+12.840	13:11:48.610
2	1:22.100	+4.034	13:13:10.710
3	1:19.069	+1.003	13:14:29.779
4	1:19.163	+1.097	13:15:48.942
5	1:19.208	+1.142	13:17:08.150
6	1:18.328	+0.262	13:18:26.478
7	1:18.066		13:19:44.544
8	1:19.975	+1.909	13:21:04.519
9	1:20.626	+2.560	13:22:25.145
10	1:20.231	+2.165	13:23:45.376
11	1:20.142	+2.076	13:25:05.518

(1) David Iquierdo Porras

1	1:34.113	+11.766	13:11:56.496
2	1:27.281	+4.934	13:13:23.777
3	1:24.625	+2.278	13:14:48.402
4	1:22.801	+0.454	13:16:11.203
5	1:22.347		13:17:33.550
6	1:22.608	+0.261	13:18:56.158
7	1:22.848	+0.501	13:20:19.006

Lap	Lap Tm	Diff	Time of Day
8	1:22.730	+0.383	13:21:41.736
9	1:22.375	+0.028	13:23:04.111
10	1:22.409	+0.062	13:24:26.520
11	1:22.674	+0.327	13:25:49.194

(39) Miguel Debón Verdejo

1	1:43.579	+20.360	13:12:07.484
2	1:29.958	+6.739	13:13:37.442
3	1:27.893	+4.674	13:15:05.335
4	1:25.892	+2.673	13:16:31.227
5	1:26.013	+2.794	13:17:57.240
6	1:25.638	+2.419	13:19:22.878
7	1:25.494	+2.275	13:20:48.372
8	1:27.542	+4.323	13:22:15.914
9	1:24.565	+1.346	13:23:40.479
10	1:23.219		13:25:03.698

Lap	Lap Tm	Diff	Time of Day
-----	--------	------	-------------

Jefe de cronometraje

Orbits

Provisional

Los Comisarios Deportivos

El Director de Carrera

El Cronametrador

Definitiva

Hora:

Hora:

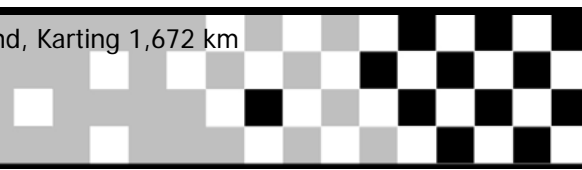
Hora:

IV Open Velocidad Motorland

MiniGP 140

Motorland, Karting 1,672 km

Fusión Entrenos



Pos	No.	Name	Mejor T.	En sesión	Q-1.	Q-2
1	5	Sergio Muñoz Solano	1:11.920	1ª Sesión Entrenos O	1:11.920	1:12.061
2	2	Adrián Carrasco Alba	1:12.015	2ª Sesión Entrenos O	1:13.492	1:12.015
3	9	Francisco Gómez Requena	1:12.064	2ª Sesión Entrenos O	1:14.054	1:12.064
4	23	Raul Fernandez Gonzalez	1:12.224	2ª Sesión Entrenos O	1:12.361	1:12.224
5	91	Aitor Andujar Merquiades	1:12.443	2ª Sesión Entrenos O	1:13.228	1:12.443
6	6	Daniel Gallego Calleja	1:12.711	1ª Sesión Entrenos O	1:12.711	1:12.771
7	76	Julian Giral Romero	1:13.443	2ª Sesión Entrenos O	1:13.823	1:13.443
8	79	Jorge Serrano Rodriguez	1:14.305	1ª Sesión Entrenos O	1:14.305	1:15.057
9	45	José Antonio Moyano Gimeno	1:14.533	2ª Sesión Entrenos O	1:14.693	1:14.533
10	58	Roberto Mimbbrero Sánchez	1:14.819	1ª Sesión Entrenos O	1:14.819	1:15.010
11	22	Adam Iñiguez Guzmán	1:14.973	2ª Sesión Entrenos O	1:16.813	1:14.973
12	68	Marc Cabedo Hernández	1:15.025	2ª Sesión Entrenos O	1:15.756	1:15.025
13	10	Alex David Canales Garcia	1:15.213	1ª Sesión Entrenos O	1:15.213	1:16.695
14	8	Alan Malo Gonzalez	1:15.224	2ª Sesión Entrenos O	1:15.398	1:15.224
15	75	Fran Salinas Orden	1:15.457	1ª Sesión Entrenos O	1:15.457	1:15.659
16	46	Marcos Barrientos Andres	1:15.959	2ª Sesión Entrenos O	1:16.285	1:15.959
17	25	Eduard Melgar Heredia	1:16.248	2ª Sesión Entrenos O	1:17.088	1:16.248
18	28	Carlos Guiral Gallinad	1:17.388	1ª Sesión Entrenos O	1:17.388	1:17.702
19	19	Alejandro Pozo Castan	1:17.901	2ª Sesión Entrenos O	1:18.716	1:17.901
20	12	Ricardo Soriano Fortea	1:18.066	2ª Sesión Entrenos O	1:19.375	1:18.066
21	1	David Iquierdo Porras	1:22.347	2ª Sesión Entrenos O	1:22.452	1:22.347
22	39	Miguel Debón Verdejo	1:23.219	2ª Sesión Entrenos O	1:29.384	1:23.219

Jefe de cronometraje

Orbits

Provisional

Los Comisarios Deportivos

El Director de Carrera

El Cronametrador

Definitiva

Hora:


Hora:

Hora:

IV Open Velocidad Motorland

MiniGP 140	Motorland, Karting 1,672 km
1ª Carrera	20/07/2013 15:30
Carrera (12 Vueltas)	

1	12	39	
21	20	22	8
28	25	19	7
18	17	19	6
75	8	46	5
15	14	16	4
68	22	58	3
12	11	10	2
45	79	76	1
9	8	7	
6	91	23	
6	5	4	
9	2	5	
3	2	1	
		POLE POSITION	



	Jefe de cronometraje <input type="checkbox"/> Provisional Los Comisarios Deportivos <input type="checkbox"/> Definitiva	El Director de Carrera Hora:	El Cronametrador Hora:	Orbits
--	-------------------------------------------------------------------------------------------------------------------------------	---------------------------------	---------------------------	--------



IV Open Velocidad Motorland

Clasificado por vueltas

MiniGP 140

Motorland, Karting 1,672 km

1ª Carrera

20/07/2013 15:30

Carrera (12 Vueltas) iniciado a 15:32:54

Pos.	Nº	Nombre	Vits.	Dif. 1º	Total Tº	Mejor Tm	En Vit.	Clase
1	9	Francisco Gómez Requena	12		14:32.876	1:11.758	5	MiniGP 140
2	5	Sergio Muñoz Solano	12	0.535	14:33.411	1:11.919	5	MiniGP 140
3	23	Raul Fernandez Gonzalez	12	4.332	14:37.208	1:11.912	6	MiniGP 140
4	91	Aitor Andujar Merquiades	12	9.600	14:42.476	1:12.527	4	MiniGP 140
5	6	Daniel Gallego Calleja	12	9.734	14:42.610	1:12.722	4	MiniGP 140
6	76	Julian Giral Romero	12	21.402	14:54.278	1:13.629	7	Promo 140
7	2	Adrián Carrasco Alba	12	21.870	14:54.746	1:12.265	5	MiniGP 140
8	22	Adam Iñiguez Guzmán	12	34.731	15:07.607	1:14.658	6	MiniGP 140
9	45	José Antonio Moyano Gimeno	12	35.204	15:08.080	1:14.679	6	Promo 140
10	79	Jorge Serrano Rodriguez	12	35.535	15:08.411	1:14.732	6	Promo 140
11	68	Marc Cabedo Hernández	12	44.159	15:17.035	1:14.564	8	MiniGP 140
12	75	Fran Salinas Orden	12	44.555	15:17.431	1:15.176	4	MiniGP 140
13	58	Roberto Mimbbrero Sánchez	12	47.935	15:20.811	1:14.534	6	MiniGP 140
14	10	Alex David Canales Garcia	12	48.579	15:21.455	1:15.521	2	Promo 140
15	25	Eduard Melgar Heredia	12	50.281	15:23.157	1:15.501	8	Promo 140
16	46	Marcos Barrientos Andres	12	55.292	15:28.168	1:15.599	8	Promo 140
17	19	Alejandro Pozo Castan	11	1 Vuelta	14:35.685	1:18.187	10	Promo 140
18	28	Carlos Guiral Gallinad	11	1 Vuelta	14:35.795	1:18.377	10	Promo 140
19	12	Ricardo Soriano Fortea	11	1 Vuelta	14:37.081	1:18.457	4	MiniGP 140
20	8	Alan Malo Gonzalez	11	1 Vuelta	14:47.805	1:15.672	3	Promo 140
21	39	Miguel Debón Verdejo	11	1 Vuelta	15:43.306	1:23.421	5	MiniGP 140

No clasificado

NT	1	David Iquierdo Porras		NT			0	MiniGP 140
----	---	-----------------------	--	----	--	--	---	------------

Notificaciones

#2 Penalizado con 15" Art. 8.2

Margin of Victory	Avg. Speed	Best Lap Tm	Best Spd	Best Lap by
0.535	82,750	1:11.758	83,882	9 - Francisco Gómez Requena

Jefe de cronometraje

Orbits

<input type="checkbox"/> Provisional	Los Comisarios Deportivos	El Director de Carrera	El Cronametrador
<input type="checkbox"/> Definitiva	Hora:	Hora:	Hora:

IV Open Velocidad Motorland

Clasificado por vueltas

MiniGP 140

Motorland, Karting 1,672 km

1ª Carrera

20/07/2013 15:30

Carrera (12 Vueltas) iniciado a 15:32:54

Pos.	Nº	Nombre	Vts.	Total T°	Dif.	Mejor Tm	Club	Marca
MiniGP 140								
1	9	Francisco Gómez Requena	12	14:32.876		1:11.758	Toscano Racing	Mir Racing
2	5	Sergio Muñoz Solano	12	14:33.411	0.535	1:11.919	MC Super-Kids Alicante	Mir Racing
3	23	Raul Fernandez Gonzalez	12	14:37.208	4.332	1:11.912	MX COACH	Mir Racing
4	91	Aitor Andujar Merquiades	12	14:42.476	9.600	1:12.527	Ciutat Albaida	Mir Racing
5	6	Daniel Gallego Calleja	12	14:42.610	9.734	1:12.722	Vallisoletano MC	Mir Racing
6	2	Adrián Carrasco Alba	12	14:54.746	21.870	1:12.265	Circuito Motor	Mir Racing
7	22	Adam Iñiguez Guzmán	12	15:07.607	34.731	1:14.658		Mir Racing
8	68	Marc Cabedo Hernández	12	15:17.035	44.159	1:14.564	CM MiniGP Vall D´Uixo	Mir Racing
9	75	Fran Salinas Orden	12	15:17.431	44.555	1:15.176	Alicante	Mir Racing
10	58	Roberto Mimbrero Sánchez	12	15:20.811	47.935	1:14.534	Vallisoletano MC	Mir Racing
11	12	Ricardo Soriano Fortea	11	14:37.081	1 Vuelta	1:18.457	Vallisoletano MC	Mir Racing
12	39	Miguel Debón Verdejo	11	15:43.306	1 Vuelta	1:23.421	KSB Sport	Mir Racing

No clasificado

NT	1	David Iquierdo Porras			NT		Moteros Almaraz	Mir Racing
----	---	-----------------------	--	--	----	--	-----------------	------------

Promo 140

1	76	Julian Giral Romero	12	14:54.278		1:13.629	M.C. Ontinar	Mir Racing
2	45	José Antonio Moyano Gimeno	12	15:08.080	13.802	1:14.679	A.D. Aragon Sport	Mir Racing
3	79	Jorge Serrano Rodriguez	12	15:08.411	14.133	1:14.732	Motorland Aragon C.D.	Mir Racing
4	10	Alex David Canales Garcia	12	15:21.455	27.177	1:15.521	M.C. Fraga	Mir Racing
5	25	Eduard Melgar Heredia	12	15:23.157	28.879	1:15.501		Mir Racing
6	46	Marcos Barrientos Andres	12	15:28.168	33.890	1:15.599	A.D. Aragon Sport	Mir Racing
7	19	Alejandro Pozo Castan	11	14:35.685	1 Vuelta	1:18.187	Motorland Aragon C.D.	Mir Racing
8	28	Carlos Guiral Gallinad	11	14:35.795	1 Vuelta	1:18.377	M.C. Fraga	Mir Racing
9	8	Alan Malo Gonzalez	11	14:47.805	1 Vuelta	1:15.672	P.M. Oscense	Mir Racing

Margin of Victory	Avg. Speed	Best Lap Tm	Best Spd	Best Lap by
0.535	82,750	1:11.758	83,882	9 - Francisco Gómez Requena

Jefe de cronometraje

Orbits

Provisional

Los Comisarios Deportivos

El Director de Carrera

El Cronametrador

Definitiva

Hora:

Hora:

Hora:

IV Open Velocidad Motorland

MiniGP 140

Motorland, Karting 1,672 km

1ª Carrera

20/07/2013 15:30

Carrera (12 Vueltas) iniciado a 15:32:54

Lap	Lap Tm	Diff	Time of Day
(9) Francisco Gómez Requena			
1			15:34:11.858
2	1:12.989	+1.231	15:35:24.847
3	1:12.565	+0.807	15:36:37.412
4	1:12.393	+0.635	15:37:49.805
5	1:11.758		15:39:01.563
6	1:11.769	+0.011	15:40:13.332
7	1:12.330	+0.572	15:41:25.662
8	1:12.751	+0.993	15:42:38.413
9	1:11.857	+0.099	15:43:50.270
10	1:12.133	+0.375	15:45:02.403
11	1:12.351	+0.593	15:46:14.754
12	1:12.501	+0.743	15:47:27.255

Lap	Lap Tm	Diff	Time of Day
(5) Sergio Muñoz Solano			
1			15:34:11.534
2	1:12.970	+1.051	15:35:24.504
3	1:12.809	+0.890	15:36:37.313
4	1:12.822	+0.903	15:37:50.135
5	1:11.919		15:39:02.054
6	1:12.406	+0.487	15:40:14.460
7	1:12.094	+0.175	15:41:26.554
8	1:12.178	+0.259	15:42:38.732
9	1:12.152	+0.233	15:43:50.884
10	1:12.303	+0.384	15:45:03.187
11	1:12.141	+0.222	15:46:15.328
12	1:12.462	+0.543	15:47:27.790

Lap	Lap Tm	Diff	Time of Day
(23) Raul Fernandez Gonzalez			
1			15:34:11.631
2	1:12.987	+1.075	15:35:24.618
3	1:12.969	+1.057	15:36:37.587
4	1:13.457	+1.545	15:37:51.044
5	1:12.564	+0.652	15:39:03.608
6	1:11.912		15:40:15.520
7	1:11.956	+0.044	15:41:27.476
8	1:12.798	+0.886	15:42:40.274
9	1:12.847	+0.935	15:43:53.121
10	1:12.898	+0.986	15:45:06.019
11	1:12.496	+0.584	15:46:18.515
12	1:13.072	+1.160	15:47:31.587

Lap	Lap Tm	Diff	Time of Day
(91) Aitor Andujar Merquiades			
1			15:34:12.184
2	1:13.025	+0.498	15:35:25.209
3	1:12.775	+0.248	15:36:37.984
4	1:12.527		15:37:50.511
5	1:13.472	+0.945	15:39:03.983
6	1:12.911	+0.384	15:40:16.894
7	1:13.055	+0.528	15:41:29.949
8	1:13.517	+0.990	15:42:43.466
9	1:13.411	+0.884	15:43:56.877
10	1:13.409	+0.882	15:45:10.286
11	1:13.102	+0.575	15:46:23.388
12	1:13.467	+0.940	15:47:36.855

Lap	Lap Tm	Diff	Time of Day
(6) Daniel Gallego Calleja			
1			15:34:12.352
2	1:13.024	+0.302	15:35:25.376
3	1:12.805	+0.083	15:36:38.181
4	1:12.722		15:37:50.903
5	1:13.378	+0.656	15:39:04.281
6	1:12.864	+0.142	15:40:17.145
7	1:12.981	+0.259	15:41:30.126
8	1:13.490	+0.768	15:42:43.616

Lap	Lap Tm	Diff	Time of Day
9	1:13.528	+0.806	15:43:57.144
10	1:13.249	+0.527	15:45:10.393
11	1:13.182	+0.460	15:46:23.575
12	1:13.414	+0.692	15:47:36.989

Lap	Lap Tm	Diff	Time of Day
(76) Julian Giral Romero			
1			15:34:13.515
2	1:14.133	+0.504	15:35:27.648
3	1:13.865	+0.236	15:36:41.513
4	1:13.780	+0.151	15:37:55.293
5	1:13.864	+0.235	15:39:09.157
6	1:13.669	+0.040	15:40:22.826
7	1:13.629		15:41:36.455
8	1:15.449	+1.820	15:42:51.904
9	1:14.159	+0.530	15:44:06.063
10	1:14.160	+0.531	15:45:20.223
11	1:14.146	+0.517	15:46:34.369
12	1:14.288	+0.659	15:47:48.657

Lap	Lap Tm	Diff	Time of Day
(2) Adrián Carrasco Alba			
1			15:34:11.367
2	1:13.049	+0.784	15:35:24.416
3	1:12.709	+0.444	15:36:37.125
4	1:12.619	+0.354	15:37:49.744
5	1:12.265		15:39:02.009
6	1:12.964	+0.699	15:40:14.973
7	1:12.440	+0.175	15:41:27.413
8	1:12.798	+0.533	15:42:40.211
9	1:12.820	+0.555	15:43:53.031
10	1:13.433	+1.168	15:45:06.464
11	1:13.562	+1.297	15:46:20.026
12	1:14.099	+1.834	15:47:34.125

Lap	Lap Tm	Diff	Time of Day
(22) Adam Iñiguez Guzmán			
1			15:34:15.053
2	1:15.168	+0.510	15:35:30.221
3	1:15.533	+0.875	15:36:45.754
4	1:15.799	+1.141	15:38:01.553
5	1:15.104	+0.446	15:39:16.657
6	1:14.658		15:40:31.315
7	1:15.049	+0.391	15:41:46.364
8	1:15.144	+0.486	15:43:01.508
9	1:15.200	+0.542	15:44:16.708
10	1:15.400	+0.742	15:45:32.108
11	1:15.003	+0.345	15:46:47.111
12	1:14.875	+0.217	15:48:01.986

Lap	Lap Tm	Diff	Time of Day
(45) José Antonio Moyano Gimeno			
1			15:34:16.233
2	1:15.070	+0.391	15:35:31.303
3	1:15.005	+0.326	15:36:46.308
4	1:15.704	+1.025	15:38:02.012
5	1:15.108	+0.429	15:39:17.120
6	1:14.679		15:40:31.799
7	1:14.959	+0.280	15:41:46.758
8	1:15.163	+0.484	15:43:01.921
9	1:15.193	+0.514	15:44:17.114
10	1:15.415	+0.736	15:45:32.529
11	1:15.023	+0.344	15:46:47.552
12	1:14.907	+0.228	15:48:02.459

Lap	Lap Tm	Diff	Time of Day
(79) Jorge Serrano Rodríguez			
1			15:34:16.016
2	1:14.983	+0.251	15:35:30.999
3	1:15.063	+0.331	15:36:46.062
4	1:15.734	+1.002	15:38:01.796

Lap	Lap Tm	Diff	Time of Day
5	1:15.052	+0.320	15:39:16.848
6	1:14.732		15:40:31.580
7	1:15.060	+0.328	15:41:46.640
8	1:15.147	+0.415	15:43:01.787
9	1:15.090	+0.358	15:44:16.877
10	1:15.486	+0.754	15:45:32.363
11	1:15.017	+0.285	15:46:47.380
12	1:15.410	+0.678	15:48:02.790

Lap	Lap Tm	Diff	Time of Day
(68) Marc Cabedo Hernández			
1			15:34:18.848
2	1:16.469	+1.905	15:35:35.317
3	1:15.894	+1.330	15:36:51.211
4	1:15.965	+1.401	15:38:07.176
5	1:16.055	+1.491	15:39:23.231
6	1:16.372	+1.808	15:40:39.603
7	1:15.539	+0.975	15:41:55.142
8	1:14.564		15:43:09.706
9	1:15.095	+0.531	15:44:24.801
10	1:15.626	+1.062	15:45:40.427
11	1:15.290	+0.726	15:46:55.717
12	1:15.697	+1.133	15:48:11.414

Lap	Lap Tm	Diff	Time of Day
(75) Fran Salinas Orden			
1			15:34:17.662
2	1:16.470	+1.294	15:35:34.132
3	1:15.564	+0.388	15:36:49.696
4	1:15.176		15:38:04.872
5	1:15.800	+0.624	15:39:20.672
6	1:15.403	+0.227	15:40:36.075
7	1:15.530	+0.354	15:41:51.605
8	1:16.377	+1.201	15:43:07.982
9	1:16.401	+1.225	15:44:24.383
10	1:15.682	+0.506	15:45:40.065
11	1:15.915	+0.739	15:46:55.980
12	1:15.830	+0.654	15:48:11.810

Lap	Lap Tm	Diff	Time of Day
(58) Roberto Mimbrero Sánchez			
1			15:34:21.678
2	1:17.248	+2.714	15:35:38.926
3	1:18.090	+3.556	15:36:57.016
4	1:14.973	+0.439	15:38:11.989
5	1:14.712	+0.178	15:39:26.701
6	1:14.534		15:40:41.235
7	1:15.685	+1.151	15:41:56.920
8	1:15.359	+0.825	15:43:12.279
9	1:16.012	+1.478	15:44:28.291
10	1:16.268	+1.734	15:45:44.559
11	1:15.228	+0.694	15:46:59.787
12	1:15.403	+0.869	15:48:15.190

Lap	Lap Tm	Diff	Time of Day
(10) Alex David Canales Garcia			
1			15:34:16.817
2	1:15.521		15:35:32.338
3	1:16.160	+0.639	15:36:48.498
4	1:16.026	+0.505	15:38:04.524
5	1:16.404	+0.883	15:39:20.928
6	1:15.629	+0.108	15:40:36.557
7	1:15.964	+0.443	15:41:52.521
8	1:16.073	+0.552	15:43:08.594
9	1:18.800	+3.279	15:44:27.394
10	1:16.577	+1.056	15:45:43.971
11	1:15.571	+0.050	15:46:59.542
12	1:16.292	+0.771	15:48:15.834

Lap	Lap Tm	Diff	Time of Day
(25) Eduard Melgar Heredia			

Jefe de cronometraje Orbits

<input type="checkbox"/> Provisional	<input type="checkbox"/> Los Comisarios Deportivos	<input type="checkbox"/> El Director de Carrera	<input type="checkbox"/> El Cronometrador
<input type="checkbox"/> Definitiva	Hora:	Hora:	Hora:

IV Open Velocidad Motorland


MiniGP 140

Motorland, Karting 1,672 km

1ª Carrera

20/07/2013 15:30

Carrera (12 Vueltas) iniciado a 15:32:54



Lap	Lap Tm	Diff	Time of Day
1			15:34:18.480
2	1:16.562	+1.061	15:35:35.042
3	1:15.913	+0.412	15:36:50.955
4	1:16.086	+0.585	15:38:07.041
5	1:15.993	+0.492	15:39:23.034
6	1:16.490	+0.989	15:40:39.524
7	1:17.076	+1.575	15:41:56.600
8	1:15.501		15:43:12.101
9	1:16.432	+0.931	15:44:28.533
10	1:16.598	+1.097	15:45:45.131
11	1:15.590	+0.089	15:47:00.721
12	1:16.815	+1.314	15:48:17.536

(46) Marcos Barrientos Andres

1			15:34:19.145
2	1:16.454	+0.855	15:35:35.599
3	1:16.150	+0.551	15:36:51.749
4	1:15.781	+0.182	15:38:07.530
5	1:15.847	+0.248	15:39:23.377
6	1:16.356	+0.757	15:40:39.733
7	1:15.983	+0.384	15:41:55.716
8	1:15.599		15:43:11.315
9	1:18.354	+2.755	15:44:29.669
10	1:18.063	+2.464	15:45:47.732
11	1:17.133	+1.534	15:47:04.865
12	1:17.682	+2.083	15:48:22.547

(19) Alejandro Pozo Castan

1			15:34:21.443
2	1:19.588	+1.401	15:35:41.031
3	1:19.422	+1.235	15:37:00.453
4	1:19.228	+1.041	15:38:19.681
5	1:18.740	+0.553	15:39:38.421
6	1:18.612	+0.425	15:40:57.033
7	1:18.613	+0.426	15:42:15.646
8	1:18.836	+0.649	15:43:34.482
9	1:18.359	+0.172	15:44:52.841
10	1:18.187		15:46:11.028
11	1:19.036	+0.849	15:47:30.064

(28) Carlos Guiral Gallinad

1			15:34:21.455
2	1:19.646	+1.269	15:35:41.101
3	1:19.385	+1.008	15:37:00.486
4	1:19.365	+0.988	15:38:19.851
5	1:18.803	+0.426	15:39:38.654
6	1:18.611	+0.234	15:40:57.265
7	1:18.469	+0.092	15:42:15.734
8	1:18.989	+0.612	15:43:34.723
9	1:18.460	+0.083	15:44:53.183
10	1:18.377		15:46:11.560
11	1:18.614	+0.237	15:47:30.174

(12) Ricardo Soriano Fortea

1			15:34:20.056
2	1:18.628	+0.171	15:35:38.684
3	1:18.525	+0.068	15:36:57.209
4	1:18.457		15:38:15.666
5	1:19.081	+0.624	15:39:34.747
6	1:19.141	+0.684	15:40:53.888
7	1:18.934	+0.477	15:42:12.822
8	1:19.170	+0.713	15:43:31.992
9	1:18.919	+0.462	15:44:50.911
10	1:20.436	+1.979	15:46:11.347
11	1:20.113	+1.656	15:47:31.460

Lap	Lap Tm	Diff	Time of Day
(8) Alan Malo Gonzalez			
1			15:34:57.298
2	1:16.030	+0.358	15:36:13.328
3	1:15.672		15:37:29.000
4	1:15.823	+0.151	15:38:44.823
5	1:16.521	+0.849	15:40:01.344
6	1:15.753	+0.081	15:41:17.097
7	1:16.176	+0.504	15:42:33.273
8	1:16.973	+1.301	15:43:50.246
9	1:18.432	+2.760	15:45:08.678
10	1:16.730	+1.058	15:46:25.408
11	1:16.776	+1.104	15:47:42.184

(39) Miguel Debón Verdejo

1			15:34:28.493
2	1:24.404	+0.983	15:35:52.897
3	1:24.084	+0.663	15:37:16.981
4	1:23.526	+0.105	15:38:40.507
5	1:23.421		15:40:03.928
6	1:24.251	+0.830	15:41:28.179
7	1:26.481	+3.060	15:42:54.660
8	1:25.814	+2.393	15:44:20.474
9	1:27.527	+4.106	15:45:48.001
10	1:24.202	+0.781	15:47:12.203
11	1:25.482	+2.061	15:48:37.685

Jefe de cronometraje

Orbits

Provisional

Los Comisarios Deportivos

El Director de Carrera

El Cronametrador

Definitiva

Hora:

Hora:

Hora:

IV Open Velocidad Motorland

Clasificado por vueltas

MiniGP 140

Motorland, Karting 1,672 km

2ª Carrera

20/07/2013 16:55

Carrera (12 Vueltas) iniciado a 16:56:28

Pos.	Nº	Nombre	Vlts.	Dif. 1º	Total Tº	Mejor Tm	En Vlt.	Clase
1	2	Adrián Carrasco Alba	12		14:33.562	1:12.239	6	MiniGP 140
2	9	Francisco Gómez Requena	12	0.050	14:33.612	1:11.615	5	MiniGP 140
3	5	Sergio Muñoz Solano	12	0.336	14:33.898	1:11.835	5	MiniGP 140
4	23	Raul Fernandez Gonzalez	12	0.482	14:34.044	1:11.719	11	MiniGP 140
5	91	Aitor Andujar Merquiades	12	5.483	14:39.045	1:12.420	3	MiniGP 140
6	6	Daniel Gallego Calleja	12	5.690	14:39.252	1:12.305	3	MiniGP 140
7	76	Julian Giral Romero	12	23.672	14:57.234	1:13.585	2	Promo 140
8	45	José Antonio Moyano Gimeno	12	26.320	14:59.882	1:14.381	4	Promo 140
9	22	Adam Iñiguez Guzmán	12	26.509	15:00.071	1:13.982	12	MiniGP 140
10	79	Jorge Serrano Rodriguez	12	26.990	15:00.552	1:14.301	4	Promo 140
11	58	Roberto Mimbbrero Sánchez	12	28.272	15:01.834	1:14.156	8	MiniGP 140
12	25	Eduard Melgar Heredia	12	44.397	15:17.959	1:15.389	12	Promo 140
13	75	Fran Salinas Orden	12	44.665	15:18.227	1:15.451	4	MiniGP 140
14	10	Alex David Canales Garcia	12	45.052	15:18.614	1:15.344	4	Promo 140
15	8	Alan Malo Gonzalez	12	45.675	15:19.237	1:15.602	10	Promo 140
16	46	Marcos Barrientos Andres	12	46.430	15:19.992	1:14.779	9	Promo 140
17	68	Marc Cabedo Hernández	12	52.518	15:26.080	1:14.522	5	MiniGP 140
18	19	Alejandro Pozo Castan	12	1:15.405	15:48.967	1:17.858	6	Promo 140
19	12	Ricardo Soriano Fortea	12	1:17.358	15:50.920	1:18.260	11	MiniGP 140
20	28	Carlos Guiral Gallinad	12	1:18.713	15:52.275	1:18.149	10	Promo 140
21	1	David Iquierdo Porras	11	1 Vuelta	15:14.749	1:21.915	2	MiniGP 140
22	39	Miguel Debón Verdejo	11	1 Vuelta	15:50.381	1:23.292	4	MiniGP 140

Notificaciones

#68 Penalizado 15" Art. 8.2

Margin of Victory	Avg. Speed	Best Lap Tm	Best Spd	Best Lap by
0.050	82,685	1:11.615	84,049	9 - Francisco Gómez Requena

Jefe de cronometraje

Orbits

<input type="checkbox"/> Provisional	Los Comisarios Deportivos	El Director de Carrera	El Cronametrador
<input type="checkbox"/> Definitiva	Hora:	Hora:	Hora:

IV Open Velocidad Motorland

Clasificado por vueltas

MiniGP 140

Motorland, Karting 1,672 km

2ª Carrera

20/07/2013 16:55

Carrera (12 Vueltas) iniciado a 16:56:28

Pos.	Nº	Nombre	Vlts.	Dif. 1º	Total Tº	Mejor Tm	En Vlt. Clase
MiniGP 140							
1	2	Adrián Carrasco Alba	12		14:33.562	1:12.239	6 MiniGP 140
2	9	Francisco Gómez Requena	12	0.050	14:33.612	1:11.615	5 MiniGP 140
3	5	Sergio Muñoz Solano	12	0.336	14:33.898	1:11.835	5 MiniGP 140
4	23	Raul Fernandez Gonzalez	12	0.482	14:34.044	1:11.719	11 MiniGP 140
5	91	Aitor Andujar Merquiades	12	5.483	14:39.045	1:12.420	3 MiniGP 140
6	6	Daniel Gallego Calleja	12	5.690	14:39.252	1:12.305	3 MiniGP 140
7	22	Adam Iñiguez Guzmán	12	26.509	15:00.071	1:13.982	12 MiniGP 140
8	58	Roberto Mimblero Sánchez	12	28.272	15:01.834	1:14.156	8 MiniGP 140
9	75	Fran Salinas Orden	12	44.665	15:18.227	1:15.451	4 MiniGP 140
10	68	Marc Cabedo Hernández	12	52.518	15:26.080	1:14.522	5 MiniGP 140
11	12	Ricardo Soriano Fortea	12	1:17.358	15:50.920	1:18.260	11 MiniGP 140
12	1	David Iquierdo Porrás	11	1 Vuelta	15:14.749	1:21.915	2 MiniGP 140
13	39	Miguel Debón Verdejo	11	1 Vuelta	15:50.381	1:23.292	4 MiniGP 140

Promo 140							
1	76	Julian Giral Romero	12		14:57.234	1:13.585	2 Promo 140
2	45	José Antonio Moyano Gimeno	12	2.648	14:59.882	1:14.381	4 Promo 140
3	79	Jorge Serrano Rodriguez	12	3.318	15:00.552	1:14.301	4 Promo 140
4	25	Eduard Melgar Heredia	12	20.725	15:17.959	1:15.389	12 Promo 140
5	10	Alex David Canales Garcia	12	21.380	15:18.614	1:15.344	4 Promo 140
6	8	Alan Malo Gonzalez	12	22.003	15:19.237	1:15.602	10 Promo 140
7	46	Marcos Barrientos Andres	12	22.758	15:19.992	1:14.779	9 Promo 140
8	19	Alejandro Pozo Castan	12	51.733	15:48.967	1:17.858	6 Promo 140
9	28	Carlos Guiral Gallinad	12	55.041	15:52.275	1:18.149	10 Promo 140

Notificaciones
#68 Penalizado 15" Art. 8.2

Margin of Victory	Avg. Speed	Best Lap Tm	Best Spd	Best Lap by
0.050	82,685	1:11.615	84,049	9 - Francisco Gómez Requena

Jefe de cronometraje			Orbits
<input type="checkbox"/> Provisional	Los Comisarios Deportivos	El Director de Carrera	El Cronametrador
<input type="checkbox"/> Definitiva	Hora:	Hora:	Hora:

IV Open Velocidad Motorland

MiniGP 140 Motorland, Karting 1,672 km

2ª Carrera 20/07/2013 16:55

Carrera (12 Vueltas) iniciado a 16:56:28

Lap	Lap Tm	Diff	Time of Day
(2) Adrián Carrasco Alba			
1			16:57:44.230
2	1:12.573	+0.334	16:58:56.803
3	1:12.424	+0.185	17:00:09.227
4	1:12.421	+0.182	17:01:21.648
5	1:12.416	+0.177	17:02:34.064
6	1:12.239		17:03:46.303
7	1:12.714	+0.475	17:04:59.017
8	1:12.429	+0.190	17:06:11.446
9	1:12.734	+0.495	17:07:24.180
10	1:12.538	+0.299	17:08:36.718
11	1:12.432	+0.193	17:09:49.150
12	1:12.660	+0.421	17:11:01.810

(9) Francisco Gómez Requena			
1			16:57:44.689
2	1:12.371	+0.756	16:58:57.060
3	1:12.371	+0.756	17:00:09.431
4	1:13.520	+1.905	17:01:22.951
5	1:11.615		17:02:34.566
6	1:11.958	+0.343	17:03:46.524
7	1:12.708	+1.093	17:04:59.232
8	1:12.420	+0.805	17:06:11.652
9	1:12.626	+1.011	17:07:24.278
10	1:12.816	+1.201	17:08:37.094
11	1:12.575	+0.960	17:09:49.669
12	1:12.191	+0.576	17:11:01.860

(5) Sergio Muñoz Solano			
1			16:57:44.444
2	1:12.482	+0.647	16:58:56.926
3	1:12.472	+0.637	17:00:09.398
4	1:13.051	+1.216	17:01:22.449
5	1:11.835		17:02:34.284
6	1:12.155	+0.320	17:03:46.439
7	1:12.677	+0.842	17:04:59.116
8	1:12.452	+0.617	17:06:11.568
9	1:12.430	+0.595	17:07:23.998
10	1:12.860	+1.025	17:08:36.858
11	1:12.814	+0.979	17:09:49.672
12	1:12.474	+0.639	17:11:02.146

(23) Raul Fernandez Gonzalez			
1			16:57:45.107
2	1:12.387	+0.668	16:58:57.494
3	1:12.417	+0.698	17:00:09.911
4	1:13.263	+1.544	17:01:23.174
5	1:12.220	+0.501	17:02:35.394
6	1:12.837	+1.118	17:03:48.231
7	1:13.106	+1.387	17:05:01.337
8	1:12.618	+0.899	17:06:13.955
9	1:12.732	+1.013	17:07:26.687
10	1:11.761	+0.042	17:08:38.448
11	1:11.719		17:09:50.167
12	1:12.125	+0.406	17:11:02.292

(91) Aitor Andujar Merquiades			
1			16:57:44.929
2	1:12.456	+0.036	16:58:57.385
3	1:12.420		17:00:09.805
4	1:12.952	+0.532	17:01:22.757
5	1:12.536	+0.116	17:02:35.293
6	1:12.804	+0.384	17:03:48.097
7	1:13.104	+0.684	17:05:01.201
8	1:13.062	+0.642	17:06:14.263

9	1:13.152	+0.732	17:07:27.415
10	1:13.151	+0.731	17:08:40.566
11	1:13.152	+0.732	17:09:53.718
12	1:13.575	+1.155	17:11:07.293
(6) Daniel Gallego Calleja			
1			16:57:45.316
2	1:12.596	+0.291	16:58:57.912
3	1:12.305		17:00:10.217
4	1:13.288	+0.983	17:01:23.505
5	1:12.337	+0.032	17:02:35.842
6	1:12.648	+0.343	17:03:48.490
7	1:13.109	+0.804	17:05:01.599
8	1:12.974	+0.669	17:06:14.573
9	1:13.071	+0.766	17:07:27.644
10	1:13.061	+0.756	17:08:40.705
11	1:13.195	+0.890	17:09:53.900
12	1:13.600	+1.295	17:11:07.500

(76) Julian Giral Romero			
1			16:57:46.209
2	1:13.585		16:58:59.794
3	1:13.762	+0.177	17:00:13.556
4	1:13.942	+0.357	17:01:27.498
5	1:14.217	+0.632	17:02:41.715
6	1:14.469	+0.884	17:03:56.184
7	1:14.404	+0.819	17:05:10.588
8	1:14.867	+1.282	17:06:25.455
9	1:15.040	+1.455	17:07:40.495
10	1:15.258	+1.673	17:08:55.753
11	1:14.629	+1.044	17:10:10.382
12	1:15.100	+1.515	17:11:25.482

(45) José Antonio Moyano Gimeno			
1			16:57:47.088
2	1:14.655	+0.274	16:59:01.743
3	1:14.577	+0.196	17:00:16.320
4	1:14.381		17:01:30.701
5	1:14.407	+0.026	17:02:45.108
6	1:14.541	+0.160	17:03:59.649
7	1:14.513	+0.132	17:05:14.162
8	1:14.640	+0.259	17:06:28.802
9	1:14.860	+0.479	17:07:43.662
10	1:14.874	+0.493	17:08:58.536
11	1:14.978	+0.597	17:10:13.514
12	1:14.616	+0.235	17:11:28.130

(22) Adam Iñiguez Guzmán			
1			16:57:48.796
2	1:15.018	+1.036	16:59:03.814
3	1:15.146	+1.164	17:00:18.960
4	1:14.412	+0.430	17:01:33.372
5	1:14.561	+0.579	17:02:47.933
6	1:14.094	+0.112	17:04:02.027
7	1:14.179	+0.197	17:05:16.206
8	1:14.295	+0.313	17:06:30.501
9	1:15.145	+1.163	17:07:45.646
10	1:14.546	+0.564	17:09:00.192
11	1:14.145	+0.163	17:10:14.337
12	1:13.982		17:11:28.319

(79) Jorge Serrano Rodriguez			
1			16:57:47.537
2	1:14.401	+0.100	16:59:01.938
3	1:14.590	+0.289	17:00:16.528
4	1:14.301		17:01:30.829

5	1:14.394	+0.093	17:02:45.223
6	1:14.585	+0.284	17:03:59.808
7	1:14.705	+0.404	17:05:14.513
8	1:14.365	+0.064	17:06:28.878
9	1:14.828	+0.527	17:07:43.706
10	1:14.946	+0.645	17:08:58.652
11	1:15.071	+0.770	17:10:13.723
12	1:15.077	+0.776	17:11:28.800
(58) Roberto Mimbreno Sánchez			
1			16:57:48.585
2	1:14.864	+0.708	16:59:03.449
3	1:14.775	+0.619	17:00:18.224
4	1:14.984	+0.828	17:01:33.208
5	1:14.533	+0.377	17:02:47.741
6	1:14.618	+0.462	17:04:02.359
7	1:14.233	+0.077	17:05:16.592
8	1:14.156		17:06:30.748
9	1:15.145	+0.989	17:07:45.893
10	1:14.603	+0.447	17:09:00.496
11	1:14.855	+0.699	17:10:15.351
12	1:14.731	+0.575	17:11:30.082

(68) Marc Cabedo Hernández			
1			16:57:50.765
2	1:15.922	+1.400	16:59:06.687
3	1:15.376	+0.854	17:00:22.063
4	1:16.154	+1.632	17:01:38.217
5	1:14.522		17:02:52.739
6	1:14.700	+0.178	17:04:07.439
7	1:14.526	+0.004	17:05:21.965
8	1:15.233	+0.711	17:06:37.198
9	1:15.296	+0.774	17:07:52.494
10	1:15.466	+0.944	17:09:07.960
11	1:15.516	+0.994	17:10:23.476
12	1:15.852	+1.330	17:11:39.328

(25) Eduard Melgar Heredia			
1			16:57:50.344
2	1:15.965	+0.576	16:59:06.309
3	1:15.430	+0.041	17:00:21.739
4	1:16.215	+0.826	17:01:37.954
5	1:15.983	+0.594	17:02:53.937
6	1:15.886	+0.497	17:04:09.823
7	1:16.006	+0.617	17:05:25.829
8	1:16.637	+1.248	17:06:42.466
9	1:16.287	+0.898	17:07:58.753
10	1:16.157	+0.768	17:09:14.910
11	1:15.908	+0.519	17:10:30.818
12	1:15.389		17:11:46.207

(75) Fran Salinas Orden			
1			16:57:51.125
2	1:16.038	+0.587	16:59:07.163
3	1:15.876	+0.425	17:00:23.039
4	1:15.451		17:01:38.490
5	1:15.721	+0.270	17:02:54.211
6	1:15.858	+0.407	17:04:10.069
7	1:16.117	+0.666	17:05:26.186
8	1:15.799	+0.348	17:06:41.985
9	1:15.669	+0.218	17:07:57.654
10	1:16.168	+0.717	17:09:13.822
11	1:16.188	+0.737	17:10:30.010
12	1:16.465	+1.014	17:11:46.475

(10) Alex David Canales Garcia			
---------------------------------------	--	--	--

Jefe de cronometraje Orbits

<input type="checkbox"/> Provisional	Los Comisarios Deportivos	El Director de Carrera	El Cronametrador
<input type="checkbox"/> Definitiva	Hora:	Hora:	Hora:

Página 1/2

IV Open Velocidad Motorland

MiniGP 140

Motorland, Karting 1,672 km

2ª Carrera

20/07/2013 16:55

Carrera (12 Vueltas) iniciado a 16:56:28

Lap	Lap Tm	Diff	Time of Day
1			16:57:50.102
2	1:16.873	+1.529	16:59:06.975
3	1:16.894	+1.550	17:00:23.869
4	1:15.344		17:01:39.213
5	1:16.150	+0.806	17:02:55.363
6	1:15.960	+0.616	17:04:11.323
7	1:16.475	+1.131	17:05:27.798
8	1:15.910	+0.566	17:06:43.708
9	1:15.416	+0.072	17:07:59.124
10	1:16.266	+0.922	17:09:15.390
11	1:15.611	+0.267	17:10:31.001
12	1:15.861	+0.517	17:11:46.862

(8) Alan Malo Gonzalez

1			16:57:51.523
2	1:15.851	+0.249	16:59:07.374
3	1:16.779	+1.177	17:00:24.153
4	1:15.886	+0.284	17:01:40.039
5	1:15.810	+0.208	17:02:55.849
6	1:16.120	+0.518	17:04:11.969
7	1:16.100	+0.498	17:05:28.069
8	1:15.895	+0.293	17:06:43.964
9	1:16.086	+0.484	17:08:00.050
10	1:15.602		17:09:15.652
11	1:15.920	+0.318	17:10:31.572
12	1:15.913	+0.311	17:11:47.485

(46) Marcos Barrientos Andres

1			16:57:53.813
2	1:15.881	+1.102	16:59:09.694
3	1:14.858	+0.079	17:00:24.552
4	1:15.751	+0.972	17:01:40.303
5	1:15.212	+0.433	17:02:55.515
6	1:19.419	+4.640	17:04:14.934
7	1:15.766	+0.987	17:05:30.700
8	1:15.130	+0.351	17:06:45.830
9	1:14.779		17:08:00.609
10	1:15.357	+0.578	17:09:15.966
11	1:15.813	+1.034	17:10:31.779
12	1:16.461	+1.682	17:11:48.240

(19) Alejandro Pozo Castan

1			16:57:55.509
2	1:18.005	+0.147	16:59:13.514
3	1:17.928	+0.070	17:00:31.442
4	1:18.330	+0.472	17:01:49.772
5	1:17.928	+0.070	17:03:07.700
6	1:17.858		17:04:25.558
7	1:18.212	+0.354	17:05:43.770
8	1:18.054	+0.196	17:07:01.824
9	1:18.472	+0.614	17:08:20.296
10	1:18.831	+0.973	17:09:39.127
11	1:18.879	+1.021	17:10:58.006
12	1:19.209	+1.351	17:12:17.215

(12) Ricardo Soriano Fortea

1			16:57:53.788
2	1:18.841	+0.581	16:59:12.629
3	1:18.598	+0.338	17:00:31.227
4	1:19.309	+1.049	17:01:50.536
5	1:18.351	+0.091	17:03:08.887
6	1:18.683	+0.423	17:04:27.570
7	1:18.848	+0.588	17:05:46.418
8	1:18.680	+0.420	17:07:05.098
9	1:18.684	+0.424	17:08:23.782
10	1:18.508	+0.248	17:09:42.290

Lap	Lap Tm	Diff	Time of Day
11	1:18.260		17:11:00.550
12	1:18.618	+0.358	17:12:19.168

(28) Carlos Guiral Gallinad

1			16:57:54.445
2	1:18.682	+0.533	16:59:13.127
3	1:18.588	+0.439	17:00:31.715
4	1:19.109	+0.960	17:01:50.824
5	1:18.358	+0.209	17:03:09.182
6	1:18.684	+0.535	17:04:27.866
7	1:19.247	+1.098	17:05:47.113
8	1:19.219	+1.070	17:07:06.332
9	1:18.500	+0.351	17:08:24.832
10	1:18.149		17:09:42.981
11	1:18.499	+0.350	17:11:01.480
12	1:19.043	+0.894	17:12:20.523

(1) David Iquierdo Porras

1			16:57:58.078
2	1:21.915		16:59:19.993
3	1:22.618	+0.703	17:00:42.611
4	1:22.168	+0.253	17:02:04.779
5	1:22.298	+0.383	17:03:27.077
6	1:22.985	+1.070	17:04:50.062
7	1:23.051	+1.136	17:06:13.113
8	1:22.814	+0.899	17:07:35.927
9	1:22.436	+0.521	17:08:58.363
10	1:22.169	+0.254	17:10:20.532
11	1:22.465	+0.550	17:11:42.997

(39) Miguel Debón Verdejo

1			16:57:59.188
2	1:23.383	+0.091	16:59:22.571
3	1:23.411	+0.119	17:00:45.982
4	1:23.292		17:02:09.274
5	1:27.510	+4.218	17:03:36.784
6	1:25.856	+2.564	17:05:02.640
7	1:26.138	+2.846	17:06:28.778
8	1:27.005	+3.713	17:07:55.783
9	1:30.296	+7.004	17:09:26.079
10	1:25.837	+2.545	17:10:51.916
11	1:26.713	+3.421	17:12:18.629

Jefe de cronometraje

Orbits

Provisional

Los Comisarios Deportivos

El Director de Carrera

El Cronametrador

Definitiva

Hora:

Hora:

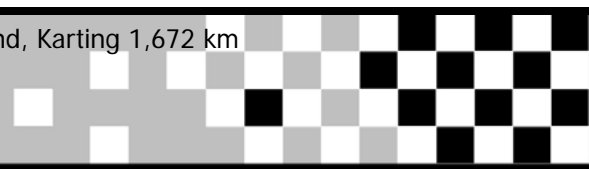
Hora:

IV Open Velocidad Motorland

MiniGP 140

Motorland, Karting 1,672 km

Final MiniGP 140



Pos.	Nº	Nombre	Total puntos	R-1	R-2	Club
MiniGP 140						
1	9	Francisco Gómez Requena	47	25	22	Toscano Racing
2	5	Sergio Muñoz Solano	42	22	20	MC Super-Kids Alicante
3	2	Adrián Carrasco Alba	40	15	25	Circuito Motor
4	23	Raul Fernandez Gonzalez	38	20	18	MX COACH
5	91	Aitor Andujar Merquiades	34	18	16	Ciutat Albaida
6	6	Daniel Gallego Calleja	31	16	15	Vallisoletano MC
7	22	Adam Iñiguez Guzmán	28	14	14	
8	58	Roberto Mimbrero Sánchez	24	11	13	Vallisoletano MC
9	68	Marc Cabedo Hernández	24	13	11	CM MiniGP Vall D´Uixo
10	75	Fran Salinas Orden	24	12	12	Alicante
11	12	Ricardo Soriano Fortea	20	10	10	Vallisoletano MC
12	39	Miguel Debón Verdejo	17	9	8	KSB Sport
13	1	David Iquierdo Porras	9	0	9	Moteros Almaraz

Promo 140						
1	76	Julian Giral Romero	50	25	25	M.C. Ontinar
2	45	José Antonio Moyano Gimeno	44	22	22	A.D. Aragon Sport
3	79	Jorge Serrano Rodriguez	40	20	20	Motorland Aragon C.D.
4	25	Eduard Melgar Heredia	34	16	18	
5	10	Alex David Canales Garcia	34	18	16	M.C. Fraga
6	46	Marcos Barrientos Andres	29	15	14	A.D. Aragon Sport
7	8	Alan Malo Gonzalez	27	12	15	P.M. Oscense
8	19	Alejandro Pozo Castan	27	14	13	Motorland Aragon C.D.
9	28	Carlos Guiral Gallinad	25	13	12	M.C. Fraga

Jefe de cronometraje

Orbits

Provisional

Los Comisarios Deportivos

El Director de Carrera

El Cronametrador

Definitiva

Hora:

Hora:

Hora:

IV Open Velocidad Motorland

Clasificado por mejor tiempo de vuelta

MiniGP 110

Motorland, Karting 1,672 km

1ª Sesión Entrenos Libres

20/07/2013 09:00

Práctica (15:00 Tiempo) iniciado a 9:00:03

Pos.	Nº	Nombre	Clase	Mejor Tm	Dif. 1º	Total Tº	En V. Club
1	89	Marcos Uriarte Rodríguez	Mini 110	1:16.002		16:03.236	5 Cantabria
2	69	Marcos Ruda Comino	Mini 110	1:17.540	1.538	16:06.514	7 Circuito Motor
3	4	Germán Salinas Orden	Mini 110	1:18.368	2.366	16:06.325	10 Alicante
4	21	Javier Miguel Medina	Mini 110	1:18.405	2.403	15:21.956	10 Ciutat Albaida
5	31	Adrián Fernandez González	Mini 110	1:18.537	2.535	15:50.745	8 MX COACH
6	99	Adrián Huertas del Olmo	Mini 110	1:18.756	2.754	13:54.730	5 Talleres Huertas
7	34	Juan Rodríguez Hernández	Mini 110	1:18.781	2.779	15:26.720	3 Her-Vil competición
8	5	Julio Herraes Vila	Mini 110	1:19.384	3.382	16:03.193	6 Circuito Motor
9	26	Adam Iñiguez Guzmán	Mini 110	1:19.953	3.951	15:13.550	8 KSB
10	25	Luis Miguel Verdugo De Torres	Mini 110	1:21.134	5.132	15:14.560	10 Circuito Motor
11	24	Aaron Escalera Fernández	Mini 110	1:21.262	5.260	15:15.290	9 Lorenzo Competicion
12	20	Mikel Gamarra Ribas	Mini 110	1:28.956	12.954	15:33.067	2 Mc Plusmotos Balear
13	88	Bruno Corral Martinez	Mini 110	1:29.976	13.974	10:56.672	2 Her-Vil Competición
14	65	Iván Martínez Casamayor	Mini 110	1:40.035	24.033	16:28.758	1 Xeescolaracing
15	15	Arturo Ramírez Garcia	Mini 110				0 Circuito Motor
16	18	Daniel Pocero Casado	Mini 110				0 Xeescolaracing

Jefe de cronometraje

Orbits

Provisional

Los Comisarios Deportivos

El Director de Carrera

El Cronametrador

Definitiva

Hora:

Hora:

Hora:

IV Open Velocidad Motorland

Clasificado por mejor tiempo de vuelta

MiniGP 110

Motorland, Karting 1,672 km

1ª Sesión Entrenos Oficiales

20/07/2013 10:40

Clasificación (12:00 Tiempo) iniciado a 10:44:00

Pos.	Nº	Nombre	Clase	Mejor Tm	Dif. 1º	Total Tº	En V. Club
1	89	Marcos Uriarte Rodriguez	Mini 110	1:14.744		13:49.905	8 Cantabria
2	69	Marcos Ruda Comino	Mini 110	1:15.532	0.788	12:04.159	6 Circuito Motor
3	99	Adrián Huertas del Olmo	Mini 110	1:15.645	0.901	12:02.807	9 Talleres Huertas
4	34	Juan Rodríguez Hernández	Mini 110	1:16.058	1.314	12:55.664	8 Her-Vil competición
5	21	Javier Miguel Medina	Mini 110	1:16.635	1.891	12:04.738	9 Ciutat Albaida
6	31	Adrián Fernandez González	Mini 110	1:16.694	1.950	13:30.101	5 MX COACH
7	5	Julio Herraes Vila	Mini 110	1:16.757	2.013	13:29.931	5 Circuito Motor
8	4	Germán Salinas Orden	Mini 110	1:16.764	2.020	13:24.124	8 Alicante
9	26	Adam Iñiguez Guzmán	Mini 110	1:16.879	2.135	13:27.443	10 KSB
10	25	Luis Miguel Verdugo De Torres	Mini 110	1:19.188	4.444	13:49.890	6 Circuito Motor
11	24	Aaron Escalera Fernández	Mini 110	1:20.168	5.424	13:54.513	3 Lorenzo Competicion
12	18	Daniel Pocero Casado	Mini 110	1:20.640	5.896	12:45.131	7 Xeescuelaracing
13	88	Bruno Corral Martinez	Mini 110	1:21.548	6.804	13:50.837	8 Her-Vil Competición
14	20	Mikel Gamarra Ribas	Mini 110	1:23.801	9.057	13:11.764	8 Mc Plusmotos Balear
15	65	Iván Martínez Casamayor	Mini 110	1:26.045	11.301	13:59.049	9 Xeescuelaracing
16	15	Arturo Ramírez Garcia	Mini 110				0 Circuito Motor

Jefe de cronometraje

Orbits

Provisional

Los Comisarios Deportivos

El Director de Carrera

El Cronametrador

Definitiva

Hora:

Hora:

Hora:

IV Open Velocidad Motorland

MiniGP 110

Motorland, Karting 1,672 km

1ª Sesión Entrenos Oficiales

20/07/2013 10:40

Clasificación (12:00 Tiempo) iniciado a 10:44:00

Lap	Lap Tm	Diff	Time of Day
(89) Marcos Uriarte Rodríguez			
1	1:31.879	+17.135	10:46:31.203
2	1:15.346	+0.602	10:47:46.549
3	1:16.093	+1.349	10:49:02.642
4	1:16.292	+1.548	10:50:18.934
5	1:14.983	+0.239	10:51:33.917
6	1:14.842	+0.098	10:52:48.759
7	1:14.871	+0.127	10:54:03.630
8	1:14.744		10:55:18.374
9	1:15.706	+0.962	10:56:34.080
10	1:16.370	+1.626	10:57:50.450

(69) Marcos Ruda Comino			
1	1:29.697	+14.165	10:45:57.062
2	1:16.598	+1.066	10:47:13.660
3	1:15.889	+0.357	10:48:29.549
4	1:16.246	+0.714	10:49:45.795
5	1:15.692	+0.160	10:51:01.487
6	1:15.532		10:52:17.019
7	1:15.725	+0.193	10:53:32.744
8	1:16.044	+0.512	10:54:48.788
9	1:15.916	+0.384	10:56:04.704

(99) Adrián Huertas del Olmo			
1	1:36.550	+20.905	10:45:46.588
2	1:17.568	+1.923	10:47:04.156
3	1:17.545	+1.900	10:48:21.701
4	1:20.841	+5.196	10:49:42.542
5	1:16.411	+0.766	10:50:58.953
6	1:16.326	+0.681	10:52:15.279
7	1:16.701	+1.056	10:53:31.980
8	1:15.727	+0.082	10:54:47.707
9	1:15.645		10:56:03.352

(34) Juan Rodríguez Hernández			
1	1:35.165	+19.107	10:45:49.933
2	1:17.241	+1.183	10:47:07.174
3	1:16.388	+0.330	10:48:23.562
4	1:16.349	+0.291	10:49:39.911
5	1:19.225	+3.167	10:50:59.136
6	1:58.642	+42.584	10:52:57.778
7	1:26.150	+10.092	10:54:23.928
8	1:16.058		10:55:39.986
9	1:16.223	+0.165	10:56:56.209

(21) Javier Miguel Medina			
1	1:33.957	+17.322	10:45:45.487
2	1:18.208	+1.573	10:47:03.695
3	1:17.816	+1.181	10:48:21.511
4	1:17.270	+0.635	10:49:38.781
5	1:17.693	+1.058	10:50:56.474
6	1:17.070	+0.435	10:52:13.544
7	1:18.288	+1.653	10:53:31.832
8	1:16.816	+0.181	10:54:48.648
9	1:16.635		10:56:05.283

(31) Adrián Fernández González			
1	1:27.039	+10.345	10:45:52.437
2	1:19.722	+3.028	10:47:12.159
3	1:16.937	+0.243	10:48:29.096
4	1:17.906	+1.212	10:49:47.002
5	1:16.694		10:51:03.696
6	1:18.313	+1.619	10:52:22.009
7	1:17.853	+1.159	10:53:39.862
8	1:16.860	+0.166	10:54:56.722

9	1:16.893	+0.199	10:56:13.615
10	1:17.031	+0.337	10:57:30.646

(5) Julio Herraes Vila			
1	1:34.815	+18.058	10:45:50.660
2	1:19.101	+2.344	10:47:09.761
3	1:18.555	+1.798	10:48:28.316
4	1:18.498	+1.741	10:49:46.814
5	1:16.757		10:51:03.571
6	1:18.371	+1.614	10:52:21.942
7	1:17.485	+0.728	10:53:39.427
8	1:17.104	+0.347	10:54:56.531
9	1:16.917	+0.160	10:56:13.448
10	1:17.028	+0.271	10:57:30.476

(4) Germán Salinas Orden			
1	1:33.596	+16.832	10:45:46.712
2	1:18.346	+1.582	10:47:05.058
3	1:16.864	+0.100	10:48:21.922
4	1:17.604	+0.840	10:49:39.526
5	1:18.704	+1.940	10:50:58.230
6	1:16.875	+0.111	10:52:15.105
7	1:17.438	+0.674	10:53:32.543
8	1:16.764		10:54:49.307
9	1:17.123	+0.359	10:56:06.430
10	1:18.239	+1.475	10:57:24.669

(26) Adam Iñiguez Guzmán			
1	1:35.988	+19.109	10:45:49.805
2	1:19.724	+2.845	10:47:09.529
3	1:18.515	+1.636	10:48:28.044
4	1:17.746	+0.867	10:49:45.790
5	1:17.205	+0.326	10:51:02.995
6	1:17.112	+0.233	10:52:20.107
7	1:17.146	+0.267	10:53:37.253
8	1:16.886	+0.007	10:54:54.139
9	1:16.970	+0.091	10:56:11.109
10	1:16.879		10:57:27.988

(25) Luis Miguel Verdugo De Torres			
1	1:34.690	+15.502	10:45:52.371
2	1:21.226	+2.038	10:47:13.597
3	1:19.440	+0.252	10:48:33.037
4	1:20.352	+1.164	10:49:53.389
5	1:19.716	+0.528	10:51:13.105
6	1:19.188		10:52:32.293
7	1:19.645	+0.457	10:53:51.938
8	1:19.556	+0.368	10:55:11.494
9	1:19.380	+0.192	10:56:30.874
10	1:19.561	+0.373	10:57:50.435

(24) Aaron Escalera Fernández			
1	1:35.298	+15.130	10:45:47.826
2	1:21.688	+1.520	10:47:09.514
3	1:20.168		10:48:29.682
4	1:20.937	+0.769	10:49:50.619
5	1:20.631	+0.463	10:51:11.250
6	1:20.623	+0.455	10:52:31.873
7	1:20.644	+0.476	10:53:52.517
8	1:20.944	+0.776	10:55:13.461
9	1:20.664	+0.496	10:56:34.125
10	1:20.933	+0.765	10:57:55.058

(18) Daniel Pocero Casado			
1	1:45.922	+25.282	10:48:28.047
2	1:25.719	+5.079	10:49:53.766

3	1:23.354	+2.714	10:51:17.120
4	1:23.966	+3.326	10:52:41.086
5	1:22.586	+1.946	10:54:03.672
6	1:21.364	+0.724	10:55:25.036
7	1:20.640		10:56:45.676

(88) Bruno Corral Martinez			
1	1:48.114	+26.566	10:46:41.757
2	1:27.557	+6.009	10:48:09.314
3	1:25.188	+3.640	10:49:34.502
4	1:24.257	+2.709	10:50:58.759
5	1:23.104	+1.556	10:52:21.863
6	1:23.270	+1.722	10:53:45.133
7	1:23.151	+1.603	10:55:08.284
8	1:21.548		10:56:29.832
9	1:21.550	+0.002	10:57:51.382

(20) Mikel Gamarra Ribas			
1	1:34.522	+10.721	10:45:58.558
2	1:26.735	+2.934	10:47:25.293
3	1:27.572	+3.771	10:48:52.865
4	1:26.306	+2.505	10:50:19.171
5	2:31.085	+1:07.284	10:52:50.256
6	1:33.979	+10.178	10:54:24.235
7	1:24.273	+0.472	10:55:48.508
8	1:23.801		10:57:12.309

(65) Iván Martínez Casamayor			
1	1:37.176	+11.131	10:46:10.077
2	1:29.903	+3.858	10:47:39.980
3	1:28.811	+2.766	10:49:08.791
4	1:28.807	+2.762	10:50:37.598
5	1:29.533	+3.488	10:52:07.131
6	1:30.076	+4.031	10:53:37.207
7	1:27.791	+1.746	10:55:04.998
8	1:28.551	+2.506	10:56:33.549
9	1:26.045		10:57:59.594

Jefe de cronometraje

Orbits

Provisional

Los Comisarios Deportivos

El Director de Carrera

El Cronametrador

Definitiva

Hora:

Hora:

Hora:

IV Open Velocidad Motorland

Clasificado por mejor tiempo de vuelta

MiniGP 110

Motorland, Karting 1,672 km

2ª Sesión Entrenos Oficiales

20/07/2013 12:30

Clasificación (12:00 Tiempo) iniciado a 12:30:05

Pos.	Nº	Nombre	Clase	Mejor Tm	Dif. 1º	Total Tº	En V. Club
1	89	Marcos Uriarte Rodriguez	Mini 110	1:14.377		13:04.557	5 Cantabria
2	26	Adam Iniguez Guzmán	Mini 110	1:15.278	0.901	12:04.498	8 KSB
3	99	Adrián Huertas del Olmo	Mini 110	1:15.435	1.058	12:53.603	4 Talleres Huertas
4	31	Adrián Fernandez González	Mini 110	1:15.435	1.058	13:03.021	4 MX COACH
5	69	Marcos Ruda Comino	Mini 110	1:15.479	1.102	10:48.015	3 Circuito Motor
6	5	Julio Herraез Vila	Mini 110	1:15.854	1.477	12:24.987	9 Circuito Motor
7	34	Juan Rodríguez Hernández	Mini 110	1:16.526	2.149	13:11.706	5 Her-Vil competición
8	21	Javier Miguel Medina	Mini 110	1:16.591	2.214	13:02.783	7 Ciutat Albaida
9	4	Germán Salinas Orden	Mini 110	1:17.416	3.039	12:12.304	4 Alicante
10	25	Luis Miguel Verdugo De Torres	Mini 110	1:18.740	4.363	12:19.328	4 Circuito Motor
11	88	Bruno Corral Martinez	Mini 110	1:19.029	4.652	12:17.909	5 Her-Vil Competición
12	24	Aaron Escalera Fernández	Mini 110	1:19.050	4.673	12:18.201	4 Lorenzo Competicion
13	18	Daniel Pocero Casado	Mini 110	1:19.342	4.965	12:17.634	5 Xeescularacing
14	20	Mikel Gamarra Ribas	Mini 110	1:24.050	9.673	12:54.739	2 Mc Plusmotos Balear
15	65	Iván Martínez Casamayor	Mini 110	1:32.786	18.409	1:47.940	1 Xeescularacing

Jefe de cronometraje

Orbits

Provisional

Los Comisarios Deportivos

El Director de Carrera

El Cronametrador

Definitiva

Hora:

Hora:

Hora:

IV Open Velocidad Motorland

MiniGP 110

Motorland, Karting 1,672 km

2ª Sesión Entrenos Oficiales

20/07/2013 12:30

Clasificación (12:00 Tiempo) iniciado a 12:30:05

Lap	Lap Tm	Diff	Time of Day
(89) Marcos Uriarte Rodríguez			
1	1:31.181	+16.804	12:31:53.408
2	1:17.426	+3.049	12:33:10.834
3	1:15.634	+1.257	12:34:26.468
4	1:15.478	+1.101	12:35:41.946
5	1:14.377		12:36:56.323
6	1:14.724	+0.347	12:38:11.047
7	1:14.680	+0.303	12:39:25.727
8	1:14.587	+0.210	12:40:40.314
9	1:14.917	+0.540	12:41:55.231
10	1:14.672	+0.295	12:43:09.903

Lap	Lap Tm	Diff	Time of Day
(26) Adam Iñiguez Guzmán			
1	1:25.129	+9.851	12:31:36.868
2	1:16.093	+0.815	12:32:52.961
3	1:16.916	+1.638	12:34:09.877
4	1:24.553	+9.275	12:35:34.430
5	1:32.062	+16.784	12:37:06.492
6	1:16.415	+1.137	12:38:22.907
7	1:15.925	+0.647	12:39:38.832
8	1:15.278		12:40:54.110
9	1:15.734	+0.456	12:42:09.844

Lap	Lap Tm	Diff	Time of Day
(99) Adrián Huertas del Olmo			
1	1:23.425	+7.990	12:31:32.867
2	1:15.886	+0.451	12:32:48.753
3	1:15.889	+0.454	12:34:04.642
4	1:15.435		12:35:20.077
5	1:15.532	+0.097	12:36:35.609
6	1:15.939	+0.504	12:37:51.548
7	1:59.603	+44.168	12:39:51.151
8	1:44.756	+29.321	12:41:35.907
9	1:23.042	+7.607	12:42:58.949

Lap	Lap Tm	Diff	Time of Day
(31) Adrián Fernandez González			
1	1:25.720	+10.285	12:31:40.426
2	1:15.883	+0.448	12:32:56.309
3	1:15.902	+0.467	12:34:12.211
4	1:15.435		12:35:27.646
5	1:16.070	+0.635	12:36:43.716
6	1:16.782	+1.347	12:38:00.498
7	1:17.767	+2.332	12:39:18.265
8	1:16.058	+0.623	12:40:34.323
9	1:17.135	+1.700	12:41:51.458
10	1:16.909	+1.474	12:43:08.367

Lap	Lap Tm	Diff	Time of Day
(69) Marcos Ruda Comino			
1	1:30.375	+14.896	12:33:16.298
2	1:15.938	+0.459	12:34:32.236
3	1:15.479		12:35:47.715
4	1:16.577	+1.098	12:37:04.292
5	1:17.247	+1.768	12:38:21.539
6	1:16.187	+0.708	12:39:37.726
7	1:15.635	+0.156	12:40:53.361

Lap	Lap Tm	Diff	Time of Day
(5) Julio Herraez Vila			
1	1:23.822	+7.968	12:31:37.233
2	1:16.118	+0.264	12:32:53.351
3	1:16.935	+1.081	12:34:10.286
4	1:17.041	+1.187	12:35:27.327
5	1:51.418	+35.564	12:37:18.745
6	1:23.222	+7.368	12:38:41.967
7	1:16.224	+0.370	12:39:58.191
8	1:16.288	+0.434	12:41:14.479
9	1:15.854		12:42:30.333

Lap	Lap Tm	Diff	Time of Day
(34) Juan Rodríguez Hernández			
1	1:30.511	+13.985	12:31:44.539
2	1:18.014	+1.488	12:33:02.553
3	1:17.165	+0.639	12:34:19.718
4	1:16.610	+0.084	12:35:36.328
5	1:16.526		12:36:52.854
6	2:27.300	+1:10.774	12:39:20.154
7	1:23.609	+7.083	12:40:43.763
8	1:16.581	+0.055	12:42:00.344
9	1:16.708	+0.182	12:43:17.052

Lap	Lap Tm	Diff	Time of Day
(21) Javier Miguel Medina			
1	1:24.620	+8.029	12:31:35.332
2	1:17.316	+0.725	12:32:52.648
3	1:17.072	+0.481	12:34:09.720
4	1:17.041	+0.450	12:35:26.761
5	1:16.784	+0.193	12:36:43.545
6	1:16.809	+0.218	12:38:00.354
7	1:16.591		12:39:16.945
8	1:17.117	+0.526	12:40:34.062
9	1:16.857	+0.266	12:41:50.919
10	1:17.210	+0.619	12:43:08.129

Lap	Lap Tm	Diff	Time of Day
(4) Germán Salinas Orden			
1	1:30.203	+12.787	12:31:49.751
2	1:20.344	+2.928	12:33:10.095
3	1:17.642	+0.226	12:34:27.737
4	1:17.416		12:35:45.153
5	1:18.968	+1.552	12:37:04.121
6	1:18.690	+1.274	12:38:22.811
7	1:17.511	+0.095	12:39:40.322
8	1:18.074	+0.658	12:40:58.396
9	1:19.254	+1.838	12:42:17.650

Lap	Lap Tm	Diff	Time of Day
(25) Luis Miguel Verdugo De Torres			
1	1:32.002	+13.262	12:31:50.142
2	1:21.496	+2.756	12:33:11.638
3	1:18.913	+0.173	12:34:30.551
4	1:18.740		12:35:49.291
5	1:19.459	+0.719	12:37:08.750
6	1:19.132	+0.392	12:38:27.882
7	1:18.880	+0.140	12:39:46.762
8	1:19.004	+0.264	12:41:05.766
9	1:18.908	+0.168	12:42:24.674

Lap	Lap Tm	Diff	Time of Day
(88) Bruno Corral Martínez			
1	1:29.673	+10.644	12:31:46.779
2	1:20.424	+1.395	12:33:07.203
3	1:19.246	+0.217	12:34:26.449
4	1:19.759	+0.730	12:35:46.208
5	1:19.029		12:37:05.237
6	1:19.999	+0.970	12:38:25.236
7	1:19.055	+0.026	12:39:44.291
8	1:19.555	+0.526	12:41:03.846
9	1:19.409	+0.380	12:42:23.255

Lap	Lap Tm	Diff	Time of Day
(24) Aaron Escalera Fernández			
1	1:31.197	+12.147	12:31:46.486
2	1:20.241	+1.191	12:33:06.727
3	1:19.355	+0.305	12:34:26.082
4	1:19.050		12:35:45.132
5	1:19.794	+0.744	12:37:04.926
6	1:19.882	+0.832	12:38:24.808
7	1:19.722	+0.672	12:39:44.530
8	1:19.795	+0.745	12:41:04.325

Lap	Lap Tm	Diff	Time of Day
(18) Daniel Pocero Casado			
9	1:19.222	+0.172	12:42:23.547
1	1:28.520	+9.178	12:31:44.420
2	1:20.430	+1.088	12:33:04.850
3	1:20.058	+0.716	12:34:24.908
4	1:19.763	+0.421	12:35:44.671
5	1:19.342		12:37:04.013
6	1:20.370	+1.028	12:38:24.383
7	1:19.563	+0.221	12:39:43.946
8	1:19.456	+0.114	12:41:03.402
9	1:19.578	+0.236	12:42:22.980

Lap	Lap Tm	Diff	Time of Day
(20) Mikel Gamarra Ribas			
1	1:30.847	+6.797	12:31:49.640
2	1:24.050		12:33:13.690
3	1:25.214	+1.164	12:34:38.904
4	1:26.349	+2.299	12:36:05.253
5	1:24.798	+0.748	12:37:30.051
6	1:24.151	+0.101	12:38:54.202
7	2:33.290	+1:09.240	12:41:27.492
8	1:32.593	+8.543	12:43:00.085

Lap	Lap Tm	Diff	Time of Day
(65) Iván Martínez Casamayor			
1	1:32.786		12:31:53.286

Jefe de cronometraje

Orbits

Provisional

Los Comisarios Deportivos

El Director de Carrera

El Cronametrador

Definitiva

Hora:

Hora:

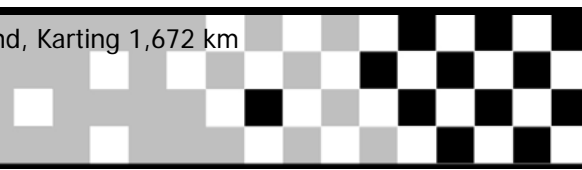
Hora:

IV Open Velocidad Motorland

MiniGP 110

Motorland, Karting 1,672 km

Fusion Entrenos



Pos	No.	Name	Mejor T.	En sesión	Q-1.	Q-2
1	89	Marcos Uriarte Rodriguez	1:14.377	2ª Sesión Entrenos O	1:14.744	1:14.377
2	26	Adam Iñiguez Guzmán	1:15.278	2ª Sesión Entrenos O	1:16.879	1:15.278
3	99	Adrián Huertas del Olmo	1:15.435	2ª Sesión Entrenos O	1:15.645	1:15.435
4	31	Adrián Fernandez González	1:15.435	2ª Sesión Entrenos O	1:16.694	1:15.435
5	69	Marcos Ruda Comino	1:15.479	2ª Sesión Entrenos O	1:15.532	1:15.479
6	5	Julio Herraes Vila	1:15.854	2ª Sesión Entrenos O	1:16.757	1:15.854
7	34	Juan Rodríguez Hernández	1:16.058	1ª Sesión Entrenos O	1:16.058	1:16.526
8	21	Javier Miguel Medina	1:16.591	2ª Sesión Entrenos O	1:16.635	1:16.591
9	4	Germán Salinas Orden	1:16.764	1ª Sesión Entrenos O	1:16.764	1:17.416
10	25	Luis Miguel Verdugo De Torres	1:18.740	2ª Sesión Entrenos O	1:19.188	1:18.740
11	88	Bruno Corral Martinez	1:19.029	2ª Sesión Entrenos O	1:21.548	1:19.029
12	24	Aaron Escalera Fernández	1:19.050	2ª Sesión Entrenos O	1:20.168	1:19.050
13	18	Daniel Pocero Casado	1:19.342	2ª Sesión Entrenos O	1:20.640	1:19.342
14	20	Mikel Gamarra Ribas	1:23.801	1ª Sesión Entrenos O	1:23.801	1:24.050
15	65	Iván Martínez Casamayor	1:26.045	1ª Sesión Entrenos O	1:26.045	1:32.786

Jefe de cronometraje

Orbits

Provisional

Los Comisarios Deportivos

El Director de Carrera

El Cronametrador

Definitiva

Hora:

Hora:

Hora:

IV Open Velocidad Motorland

MiniGP 110 Motorland, Karting 1,672 km
 1ª Carrera 20/07/2013 14:40
 Carrera (10 Vueltas)


65
15
24
12
4
9
5
6
99
3

20
14
88
11
21
8
69
5
26
2

18
13
25
10
34
7
31
4
89
1

5
4
3
2
1

POLE POSITION



Jefe de cronometraje Orbits

<input type="checkbox"/> Provisional	Los Comisarios Deportivos	El Director de Carrera	El Cronametrador
<input type="checkbox"/> Definitiva	Hora:	Hora:	Hora:



IV Open Velocidad Motorland

Clasificado por vueltas

MiniGP 110

Motorland, Karting 1,672 km

1ª Carrera

20/07/2013 14:40

Carrera (10 Vueltas) iniciado a 14:43:16

Pos.	Nº	Nombre	Vts.	Total T°	Dif.	Mejor Tm Club	Marca
1	99	Adrián Huertas del Olmo	10	12:32.196		1:14.670 Talleres Huertas	Mir
2	89	Marcos Uriarte Rodriguez	10	12:38.892	6.696	1:15.062 Cantabria	Mir
3	69	Marcos Ruda Comino	10	12:42.435	10.239	1:15.246 Circuito Motor	Mir
4	26	Adam Iñiguez Guzmán	10	12:42.842	10.646	1:15.423 KSB	Mir
5	5	Julio Herraez Vila	10	12:44.020	11.824	1:15.573 Circuito Motor	Mir
6	31	Adrián Fernandez González	10	12:46.220	14.024	1:15.585 MX COACH	Mir
7	34	Juan Rodríguez Hernández	10	12:48.249	16.053	1:15.567 Her-Vil competición	Mir
8	21	Javier Miguel Medina	10	12:52.539	20.343	1:15.841 Ciutat Albaida	Mir
9	25	Luis Miguel Verdugo De Torres	10	13:06.712	34.516	1:17.381 Circuito Motor	Mir
10	4	Germán Salinas Orden	10	13:06.770	34.574	1:17.249 Alicante	Mir
11	18	Daniel Pocero Casado	10	13:22.241	50.045	1:19.285 Xeescuelaracing	Mir
12	24	Aaron Escalera Fernández	10	13:22.529	50.333	1:19.044 Lorenzo Competicion	Mir
13	88	Bruno Corral Martinez	10	13:23.375	51.179	1:18.971 Her-Vil Competición	Mir
14	20	Mikel Gamarra Ribas	9	12:45.605	1 Vuelta	1:23.066 Mc Plusmotos Balear	Mir
15	65	Iván Martínez Casamayor	9	13:11.429	1 Vuelta	1:25.922 Xeescuelaracing	Mir

Margin of Victory	Avg. Speed	Best Lap Tm	Best Spd	Best Lap by
6.696	80,022	1:14.670	80,611	99 - Adrián Huertas del Olmo

Jefe de cronometraje

Orbits

Provisional Los Comisarios Deportivos El Director de Carrera El Cronametrador

Definitiva Hora: Hora: Hora:

IV Open Velocidad Motorland

MiniGP 110

Motorland, Karting 1,672 km

1ª Carrera

20/07/2013 14:40

Carrera (10 Vueltas) iniciado a 14:43:16

Lap	Lap Tm	Diff	Time of Day
(99) Adrián Huertas del Olmo			
1			14:44:34.282
2	1:15.222	+0.552	14:45:49.504
3	1:14.753	+0.083	14:47:04.257
4	1:14.685	+0.015	14:48:18.942
5	1:14.670		14:49:33.612
6	1:14.776	+0.106	14:50:48.388
7	1:15.039	+0.369	14:52:03.427
8	1:15.149	+0.479	14:53:18.576
9	1:15.164	+0.494	14:54:33.740
10	1:14.716	+0.046	14:55:48.456

Lap	Lap Tm	Diff	Time of Day
(89) Marcos Uriarte Rodriguez			
1			14:44:35.793
2	1:15.818	+0.756	14:45:51.611
3	1:15.062		14:47:06.673
4	1:15.222	+0.160	14:48:21.895
5	1:15.178	+0.116	14:49:37.073
6	1:15.215	+0.153	14:50:52.288
7	1:15.396	+0.334	14:52:07.684
8	1:15.430	+0.368	14:53:23.114
9	1:15.597	+0.535	14:54:38.711
10	1:16.441	+1.379	14:55:55.152

Lap	Lap Tm	Diff	Time of Day
(69) Marcos Ruda Comino			
1			14:44:37.115
2	1:15.246		14:45:52.361
3	1:15.592	+0.346	14:47:07.953
4	1:15.664	+0.418	14:48:23.617
5	1:16.083	+0.837	14:49:39.700
6	1:15.837	+0.591	14:50:55.537
7	1:16.100	+0.854	14:52:11.637
8	1:15.585	+0.339	14:53:27.222
9	1:15.606	+0.360	14:54:42.828
10	1:15.867	+0.621	14:55:58.695

Lap	Lap Tm	Diff	Time of Day
(26) Adam Iñiguez Guzmán			
1			14:44:35.552
2	1:15.812	+0.389	14:45:51.364
3	1:15.823	+0.400	14:47:07.187
4	1:15.423		14:48:22.610
5	1:15.686	+0.263	14:49:38.296
6	1:15.626	+0.203	14:50:53.922
7	1:16.114	+0.691	14:52:10.036
8	1:17.197	+1.774	14:53:27.233
9	1:15.722	+0.299	14:54:42.955
10	1:16.147	+0.724	14:55:59.102

Lap	Lap Tm	Diff	Time of Day
(5) Julio Herraez Vila			
1			14:44:36.411
2	1:15.796	+0.223	14:45:52.207
3	1:15.573		14:47:07.780
4	1:15.664	+0.091	14:48:23.444
5	1:16.074	+0.501	14:49:39.518
6	1:15.937	+0.364	14:50:55.455
7	1:16.130	+0.557	14:52:11.585
8	1:16.019	+0.446	14:53:27.604
9	1:15.951	+0.378	14:54:43.555
10	1:16.725	+1.152	14:56:00.280

Lap	Lap Tm	Diff	Time of Day
(31) Adrián Fernandez González			
1			14:44:37.353
2	1:15.713	+0.128	14:45:53.066
3	1:15.585		14:47:08.651
4	1:15.811	+0.226	14:48:24.462

Lap	Lap Tm	Diff	Time of Day
5	1:15.768	+0.183	14:49:40.230
6	1:15.940	+0.355	14:50:56.170
7	1:15.767	+0.182	14:52:11.937
8	1:16.893	+1.308	14:53:28.830
9	1:16.611	+1.026	14:54:45.441
10	1:17.039	+1.454	14:56:02.480

Lap	Lap Tm	Diff	Time of Day
(34) Juan Rodríguez Hernández			
1			14:44:36.974
2	1:15.819	+0.252	14:45:52.793
3	1:15.707	+0.140	14:47:08.500
4	1:15.567		14:48:24.067
5	1:16.004	+0.437	14:49:40.071
6	1:16.619	+1.052	14:50:56.690
7	1:16.278	+0.711	14:52:12.968
8	1:17.280	+1.713	14:53:30.248
9	1:17.646	+2.079	14:54:47.894
10	1:16.615	+1.048	14:56:04.509

Lap	Lap Tm	Diff	Time of Day
(21) Javier Miguel Medina			
1			14:44:38.438
2	1:15.841		14:45:54.279
3	1:15.922	+0.081	14:47:10.201
4	1:16.226	+0.385	14:48:26.427
5	1:16.819	+0.978	14:49:43.246
6	1:17.054	+1.213	14:51:00.300
7	1:17.103	+1.262	14:52:17.403
8	1:17.010	+1.169	14:53:34.413
9	1:17.287	+1.446	14:54:51.700
10	1:17.099	+1.258	14:56:08.799

Lap	Lap Tm	Diff	Time of Day
(25) Luis Miguel Verdugo De Torres			
1			14:44:41.570
2	1:18.324	+0.943	14:45:59.894
3	1:17.722	+0.341	14:47:17.616
4	1:17.381		14:48:34.997
5	1:17.875	+0.494	14:49:52.872
6	1:17.684	+0.303	14:51:10.556
7	1:17.954	+0.573	14:52:28.510
8	1:18.411	+1.030	14:53:46.921
9	1:17.746	+0.365	14:55:04.667
10	1:18.305	+0.924	14:56:22.972

Lap	Lap Tm	Diff	Time of Day
(4) Germán Salinas Orden			
1			14:44:39.254
2	1:17.249		14:45:56.503
3	1:17.962	+0.713	14:47:14.465
4	1:18.129	+0.880	14:48:32.594
5	1:18.394	+1.145	14:49:50.988
6	1:18.375	+1.126	14:51:09.363
7	1:18.747	+1.498	14:52:28.110
8	1:18.409	+1.160	14:53:46.519
9	1:17.348	+0.099	14:55:03.867
10	1:19.163	+1.914	14:56:23.030

Lap	Lap Tm	Diff	Time of Day
(18) Daniel Pocero Casado			
1			14:44:41.404
2	1:20.184	+0.899	14:46:01.588
3	1:19.591	+0.306	14:47:21.179
4	1:20.488	+1.203	14:48:41.667
5	1:19.285		14:50:00.952
6	1:19.449	+0.164	14:51:20.401
7	1:19.583	+0.298	14:52:39.984
8	1:19.323	+0.038	14:53:59.307
9	1:19.768	+0.483	14:55:19.075
10	1:19.426	+0.141	14:56:38.501

Lap	Lap Tm	Diff	Time of Day
(24) Aaron Escalera Fernández			
1			14:44:42.114
2	1:19.959	+0.915	14:46:02.073
3	1:19.452	+0.408	14:47:21.525
4	1:19.339	+0.295	14:48:40.864
5	1:19.341	+0.297	14:50:00.205
6	1:20.521	+1.477	14:51:20.726
7	1:19.761	+0.717	14:52:40.487
8	1:19.044		14:53:59.531
9	1:19.781	+0.737	14:55:19.312
10	1:19.477	+0.433	14:56:38.789

Lap	Lap Tm	Diff	Time of Day
(88) Bruno Corral Martinez			
1			14:44:41.902
2	1:20.212	+1.241	14:46:02.114
3	1:19.654	+0.683	14:47:21.768
4	1:18.971		14:48:40.739
5	1:19.176	+0.205	14:49:59.915
6	1:20.162	+1.191	14:51:20.077
7	1:20.151	+1.180	14:52:40.228
8	1:19.660	+0.689	14:53:59.888
9	1:19.528	+0.557	14:55:19.416
10	1:20.219	+1.248	14:56:39.635

Lap	Lap Tm	Diff	Time of Day
(20) Mikel Gamarra Ribas			
1			14:44:47.342
2	1:23.157	+0.091	14:46:10.499
3	1:23.066		14:47:33.565
4	1:23.125	+0.059	14:48:56.690
5	1:24.165	+1.099	14:50:20.855
6	1:24.131	+1.065	14:51:44.986
7	1:24.567	+1.501	14:53:09.553
8	1:25.196	+2.130	14:54:34.749
9	1:27.116	+4.050	14:56:01.865

Lap	Lap Tm	Diff	Time of Day
(65) Iván Martínez Casamayor			
1			14:44:49.146
2	1:26.047	+0.125	14:46:15.193
3	1:25.922		14:47:41.115
4	1:25.963	+0.041	14:49:07.078
5	1:26.398	+0.476	14:50:33.476
6	1:26.345	+0.423	14:51:59.821
7	1:32.979	+7.057	14:53:32.800
8	1:26.103	+0.181	14:54:58.903
9	1:28.786	+2.864	14:56:27.689

Jefe de cronometraje

Orbits

Provisional

Los Comisarios Deportivos

El Director de Carrera

El Cronametrador

Definitiva

Hora:

Hora:

Hora:

IV Open Velocidad Motorland

Clasificado por vueltas

MiniGP 110

Motorland, Karting 1,672 km

2ª Carrera

20/07/2013 16:05

Carrera (10 Vueltas) iniciado a 16:12:33

Pos.	Nº	Nombre	Vts.	Total T°	Dif.	Mejor Tm Club	Marca
1	99	Adrián Huertas del Olmo	10	12:31.675		1:14.499 Talleres Huertas	Mir
2	89	Marcos Uriarte Rodriguez	10	12:31.989	0.314	1:14.470 Cantabria	Mir
3	69	Marcos Ruda Comino	10	12:38.840	7.165	1:15.108 Circuito Motor	Mir
4	26	Adam Iñiguez Guzmán	10	12:39.081	7.406	1:15.157 KSB	Mir
5	31	Adrián Fernandez González	10	12:39.357	7.682	1:15.123 MX COACH	Mir
6	5	Julio Herraes Vila	10	12:40.218	8.543	1:15.103 Circuito Motor	Mir
7	21	Javier Miguel Medina	10	12:49.781	18.106	1:15.602 Ciutat Albaida	Mir
8	34	Juan Rodríguez Hernández	10	12:50.031	18.356	1:15.576 Her-Vil competición	Mir
9	25	Luis Miguel Verdugo De Torres	10	13:03.788	32.113	1:17.393 Circuito Motor	Mir
10	4	Germán Salinas Orden	10	13:06.159	34.484	1:16.624 Alicante	Mir
11	18	Daniel Pocero Casado	10	13:13.716	42.041	1:18.470 Xeescuelaracing	Mir
12	88	Bruno Corral Martinez	10	13:14.110	42.435	1:18.157 Her-Vil Competición	Mir
13	20	Mikel Gamarra Ribas	9	12:34.158	1 Vuelta	1:21.498 Mc Plusmotos Balear	Mir
14	24	Aaron Escalera Fernández	9	13:48.643	1 Vuelta	1:18.527 Lorenzo Competicion	Mir
No clasificado							
NT	65	Iván Martínez Casamayor	6	8:25.000	NT	1:22.635 Xeescuelaracing	Mir

Margin of Victory	Avg. Speed	Best Lap Tm	Best Spd	Best Lap by
0.314	80,077	1:14.470	80,827	89 - Marcos Uriarte Rodriguez

Jefe de cronometraje Orbits

<input type="checkbox"/> Provisional	Los Comisarios Deportivos	El Director de Carrera	El Cronametrador
<input type="checkbox"/> Definitiva	Hora:	Hora:	Hora:

IV Open Velocidad Motorland

MiniGP 110

Motorland, Karting 1,672 km

2ª Carrera

20/07/2013 16:05

Carrera (10 Vueltas) iniciado a 16:12:33

Lap	Lap Tm	Diff	Time of Day
(99) Adrián Huertas del Olmo			
1			16:13:51.504
2	1:14.843	+0.344	16:15:06.347
3	1:14.880	+0.381	16:16:21.227
4	1:14.712	+0.213	16:17:35.939
5	1:14.612	+0.113	16:18:50.551
6	1:14.499		16:20:05.050
7	1:14.775	+0.276	16:21:19.825
8	1:14.741	+0.242	16:22:34.566
9	1:14.890	+0.391	16:23:49.456
10	1:15.366	+0.867	16:25:04.822

Lap	Lap Tm	Diff	Time of Day
(89) Marcos Uriarte Rodríguez			
1			16:13:51.693
2	1:14.789	+0.319	16:15:06.482
3	1:14.946	+0.476	16:16:21.428
4	1:15.009	+0.539	16:17:36.437
5	1:14.595	+0.125	16:18:51.032
6	1:14.470		16:20:05.502
7	1:14.634	+0.164	16:21:20.136
8	1:14.845	+0.375	16:22:34.981
9	1:14.756	+0.286	16:23:49.737
10	1:15.399	+0.929	16:25:05.136

Lap	Lap Tm	Diff	Time of Day
(69) Marcos Ruda Comino			
1			16:13:53.420
2	1:15.227	+0.119	16:15:08.647
3	1:15.413	+0.305	16:16:24.060
4	1:15.110	+0.002	16:17:39.170
5	1:15.371	+0.263	16:18:54.541
6	1:15.686	+0.578	16:20:10.227
7	1:15.535	+0.427	16:21:25.762
8	1:15.532	+0.424	16:22:41.294
9	1:15.585	+0.477	16:23:56.879
10	1:15.108		16:25:11.987

Lap	Lap Tm	Diff	Time of Day
(26) Adam Iñiguez Guzmán			
1			16:13:53.677
2	1:15.698	+0.541	16:15:09.375
3	1:15.630	+0.473	16:16:25.005
4	1:15.189	+0.032	16:17:40.194
5	1:15.468	+0.311	16:18:55.662
6	1:15.256	+0.099	16:20:10.918
7	1:15.738	+0.581	16:21:26.656
8	1:15.246	+0.089	16:22:41.902
9	1:15.157		16:23:57.059
10	1:15.169	+0.012	16:25:12.228

Lap	Lap Tm	Diff	Time of Day
(31) Adrián Fernández González			
1			16:13:53.186
2	1:15.615	+0.492	16:15:08.801
3	1:15.622	+0.499	16:16:24.423
4	1:15.523	+0.400	16:17:39.946
5	1:15.440	+0.317	16:18:55.386
6	1:15.261	+0.138	16:20:10.647
7	1:15.826	+0.703	16:21:26.473
8	1:15.737	+0.614	16:22:42.210
9	1:15.171	+0.048	16:23:57.381
10	1:15.123		16:25:12.504

Lap	Lap Tm	Diff	Time of Day
(5) Julio Herraes Vila			
1			16:13:54.659
2	1:15.644	+0.541	16:15:10.303
3	1:15.472	+0.369	16:16:25.775
4	1:15.268	+0.165	16:17:41.043

Lap	Lap Tm	Diff	Time of Day
5	1:15.366	+0.263	16:18:56.409
6	1:15.613	+0.510	16:20:12.022
7	1:15.776	+0.673	16:21:27.798
8	1:15.103		16:22:42.901
9	1:15.325	+0.222	16:23:58.226
10	1:15.139	+0.036	16:25:13.365

Lap	Lap Tm	Diff	Time of Day
(21) Javier Miguel Medina			
1			16:13:53.937
2	1:16.031	+0.429	16:15:09.968
3	1:16.011	+0.409	16:16:25.979
4	1:15.602		16:17:41.581
5	1:16.225	+0.623	16:18:57.806
6	1:16.847	+1.245	16:20:14.653
7	1:16.661	+1.059	16:21:31.314
8	1:17.127	+1.525	16:22:48.441
9	1:17.378	+1.776	16:24:05.819
10	1:17.109	+1.507	16:25:22.928

Lap	Lap Tm	Diff	Time of Day
(34) Juan Rodríguez Hernández			
1			16:13:54.300
2	1:16.288	+0.712	16:15:10.588
3	1:15.927	+0.351	16:16:26.515
4	1:15.576		16:17:42.091
5	1:15.983	+0.407	16:18:58.074
6	1:16.876	+1.300	16:20:14.950
7	1:16.588	+1.012	16:21:31.538
8	1:17.279	+1.703	16:22:48.817
9	1:17.368	+1.792	16:24:06.185
10	1:16.993	+1.417	16:25:23.178

Lap	Lap Tm	Diff	Time of Day
(25) Luis Miguel Verdugo De Torres			
1			16:13:56.652
2	1:17.393		16:15:14.045
3	1:17.746	+0.353	16:16:31.791
4	1:17.720	+0.327	16:17:49.511
5	1:17.802	+0.409	16:19:07.313
6	1:17.738	+0.345	16:20:25.051
7	1:18.167	+0.774	16:21:43.218
8	1:17.653	+0.260	16:23:00.871
9	1:18.071	+0.678	16:24:18.942
10	1:17.993	+0.600	16:25:36.935

Lap	Lap Tm	Diff	Time of Day
(4) Germán Salinas Orden			
1			16:13:58.075
2	1:18.812	+2.188	16:15:16.887
3	1:18.620	+1.996	16:16:35.507
4	1:19.236	+2.612	16:17:54.743
5	1:18.274	+1.650	16:19:13.017
6	1:17.839	+1.215	16:20:30.856
7	1:17.368	+0.744	16:21:48.224
8	1:17.398	+0.774	16:23:05.622
9	1:17.060	+0.436	16:24:22.682
10	1:16.624		16:25:39.306

Lap	Lap Tm	Diff	Time of Day
(18) Daniel Pocero Casado			
1			16:13:57.968
2	1:18.850	+0.380	16:15:16.818
3	1:18.560	+0.090	16:16:35.378
4	1:18.954	+0.484	16:17:54.332
5	1:18.563	+0.093	16:19:12.895
6	1:19.285	+0.815	16:20:32.180
7	1:18.470		16:21:50.650
8	1:18.625	+0.155	16:23:09.275
9	1:19.074	+0.604	16:24:28.349
10	1:18.514	+0.044	16:25:46.863

Lap	Lap Tm	Diff	Time of Day
(88) Bruno Corral Martínez			
1			16:13:59.573
2	1:18.495	+0.338	16:15:18.068
3	1:19.043	+0.886	16:16:37.111
4	1:19.030	+0.873	16:17:56.141
5	1:19.113	+0.956	16:19:15.254
6	1:18.157		16:20:33.411
7	1:18.490	+0.333	16:21:51.901
8	1:18.283	+0.126	16:23:10.184
9	1:18.510	+0.353	16:24:28.694
10	1:18.563	+0.406	16:25:47.257

Lap	Lap Tm	Diff	Time of Day
(20) Mikel Gamarra Ribas			
1			16:14:01.757
2	1:23.720	+2.222	16:15:25.477
3	1:23.583	+2.085	16:16:49.060
4	1:21.964	+0.466	16:18:11.024
5	1:22.961	+1.463	16:19:33.985
6	1:24.372	+2.874	16:20:58.357
7	1:22.737	+1.239	16:22:21.094
8	1:21.498		16:23:42.592
9	1:24.713	+3.215	16:25:07.305

Lap	Lap Tm	Diff	Time of Day
(24) Aaron Escalera Fernández			
1			16:13:58.547
2	1:18.723	+0.196	16:15:17.270
3	1:18.527		16:16:35.797
4	2:04.843	+46.316	16:18:40.640
5	1:41.866	+23.339	16:20:22.506
6	1:34.690	+16.163	16:21:57.196
7	1:28.094	+9.567	16:23:25.290
8	1:27.389	+8.862	16:24:52.679
9	1:29.111	+10.584	16:26:21.790

Lap	Lap Tm	Diff	Time of Day
(65) Iván Martínez Casamayor			
1			16:14:02.428
2	1:23.416	+0.781	16:15:25.844
3	1:22.635		16:16:48.479
4	1:23.062	+0.427	16:18:11.541
5	1:22.813	+0.178	16:19:34.354
6	1:23.793	+1.158	16:20:58.147

Jefe de cronometraje

Orbits

Provisional

Los Comisarios Deportivos

El Director de Carrera

El Cronametrador

Definitiva

Hora:

Hora:

Hora:



IV Open Velocidad Motorland

Clasificado por mejor tiempo de vuelta

Promo 90

Motorland, Karting 1,672 km

1ª Sesión Entrenos Libres

20/07/2013 09:20

Práctica (15:00 Tiempo) iniciado a 9:21:59

Pos.	Nº	Nombre	Clase	Mejor Tm	Dif. 1º	Total Tº	En V. Club
1	18	MIGUEL MARTIN MARCO	Promo 90	1:24.103		15:06.937	7 T.S.R.
2	14	JONATAN ROMERO ARIÑO	Promo 90	1:25.653	1.550	15:01.215	9 T.S.R.
3	11	RUBEN MARTIN BELLIDO	Promo 90	1:25.692	1.589	15:08.226	3 T.S.R.
4	13	HUGO FRANCES MARTINEZ	Promo 90	1:25.927	1.824	16:28.660	9 A.D. Aragon Sport
5	99	LUCAS LOZANO MARCO	Promo 90	1:27.115	3.012	15:29.364	7 T.S.R.
6	4	MARCOS LAHOZ SENLI	Promo 90	1:27.301	3.198	16:28.677	10
7	26	IZAN TABUENCA ARANDA	Promo 90	1:35.694	11.591	13:01.214	5 A.D. Aragon Sport
8	78	ALVARO NICOLAU HORRILLO	Promo 90	1:54.861	30.758	12:16.312	5
9	7	VICTOR GALAN MARTINEZ	Promo 90				0

Jefe de cronometraje

Orbits

Provisional

Los Comisarios Deportivos

El Director de Carrera

El Cronametrador

Definitiva

Hora:

Hora:

Hora:

IV Open Velocidad Motorland

Clasificado por mejor tiempo de vuelta

Promo 90

Motorland, Karting 1,672 km

1ª Sesión Entrenos Oficiales

20/07/2013 11:00

Clasificación (12:00 Tiempo) iniciado a 11:00:10

Pos.	Nº	Nombre	Clase	Mejor Tm	Dif. 1º	Total Tº	En V. Club
1	11	RUBEN MARTIN BELLIDO	Promo 90	1:22.862		12:50.975	6 T.S.R.
2	18	MIGUEL MARTIN MARCO	Promo 90	1:23.643	0.781	12:49.024	5 T.S.R.
3	99	LUCAS LOZANO MARCO	Promo 90	1:23.713	0.851	12:55.977	8 T.S.R.
4	14	JONATAN ROMERO ARIÑO	Promo 90	1:24.164	1.302	13:01.442	5 T.S.R.
5	13	HUGO FRANCES MARTINEZ	Promo 90	1:24.533	1.671	13:01.708	6 A.D. Aragon Sport
6	4	MARCOS LAHOZ SENLI	Promo 90	1:26.889	4.027	12:32.034	4
7	26	IZAN TABUENCA ARANDA	Promo 90	1:34.047	11.185	12:58.277	7 A.D. Aragon Sport
No clasificado							
NE	7	VICTOR GALAN MARTINEZ	Promo 90				0

Jefe de cronometraje

Orbits

Provisional

Los Comisarios Deportivos

El Director de Carrera

El Cronametrador

Definitiva

Hora:

Hora:

Hora:

IV Open Velocidad Motorland

Promo 90

Motorland, Karting 1,672 km

1ª Sesión Entrenos Oficiales

20/07/2013 11:00

Clasificación (12:00 Tiempo) iniciado a 11:00:10

Lap	Lap Tm	Diff	Time of Day
(11) RUBEN MARTIN BELLIDO			
1	1:31.647	+8.785	11:01:46.848
2	1:25.103	+2.241	11:03:11.951
3	1:24.316	+1.454	11:04:36.267
4	1:23.669	+0.807	11:05:59.936
5	1:24.441	+1.579	11:07:24.377
6	1:22.862		11:08:47.239
7	1:24.503	+1.641	11:10:11.742
8	1:23.886	+1.024	11:11:35.628
9	1:25.504	+2.642	11:13:01.132

Lap	Lap Tm	Diff	Time of Day
(18) MIGUEL MARTIN MARCO			
1	1:31.665	+8.022	11:01:47.794
2	1:23.895	+0.252	11:03:11.689
3	1:24.341	+0.698	11:04:36.030
4	1:23.797	+0.154	11:05:59.827
5	1:23.643		11:07:23.470
6	1:23.711	+0.068	11:08:47.181
7	1:24.441	+0.798	11:10:11.622
8	1:23.760	+0.117	11:11:35.382
9	1:23.799	+0.156	11:12:59.181

Lap	Lap Tm	Diff	Time of Day
(99) LUCAS LOZANO MARCO			
1	1:34.400	+10.687	11:01:49.052
2	1:25.561	+1.848	11:03:14.613
3	1:25.021	+1.308	11:04:39.634
4	1:24.955	+1.242	11:06:04.589
5	1:24.817	+1.104	11:07:29.406
6	1:24.136	+0.423	11:08:53.542
7	1:24.450	+0.737	11:10:17.992
8	1:23.713		11:11:41.705
9	1:24.429	+0.716	11:13:06.134

Lap	Lap Tm	Diff	Time of Day
(14) JONATAN ROMERO ARIÑO			
1	1:32.884	+8.720	11:01:49.883
2	1:25.232	+1.068	11:03:15.115
3	1:25.479	+1.315	11:04:40.594
4	1:24.989	+0.825	11:06:05.583
5	1:24.164		11:07:29.747
6	1:24.824	+0.660	11:08:54.571
7	1:24.560	+0.396	11:10:19.131
8	1:25.914	+1.750	11:11:45.045
9	1:26.554	+2.390	11:13:11.599

Lap	Lap Tm	Diff	Time of Day
(13) HUGO FRANCES MARTINEZ			
1	1:33.572	+9.039	11:01:51.899
2	1:24.958	+0.425	11:03:16.857
3	1:24.543	+0.010	11:04:41.400
4	1:24.778	+0.245	11:06:06.178
5	1:25.008	+0.475	11:07:31.186
6	1:24.533		11:08:55.719
7	1:25.734	+1.201	11:10:21.453
8	1:25.330	+0.797	11:11:46.783
9	1:25.082	+0.549	11:13:11.865

Lap	Lap Tm	Diff	Time of Day
(4) MARCOS LAHOZ SENLI			
1	1:35.994	+9.105	11:01:53.521
2	1:27.270	+0.381	11:03:20.791
3	1:27.099	+0.210	11:04:47.890
4	1:26.889		11:06:14.779
5	1:47.047	+20.158	11:08:01.826
6	1:46.106	+19.217	11:09:47.932
7	1:27.250	+0.361	11:11:15.182
8	1:27.009	+0.120	11:12:42.191

Lap	Lap Tm	Diff	Time of Day
(26) IZAN TABUENCA ARANDA			
1	1:44.864	+10.817	11:02:04.039
2	1:34.933	+0.886	11:03:38.972
3	1:35.251	+1.204	11:05:14.223
4	1:34.181	+0.134	11:06:48.404
5	1:34.195	+0.148	11:08:22.599
6	1:34.262	+0.215	11:09:56.861
7	1:34.047		11:11:30.908
8	1:37.526	+3.479	11:13:08.434

Lap	Lap Tm	Diff	Time of Day
-----	--------	------	-------------

Jefe de cronometraje

Orbits

Provisional

Los Comisarios Deportivos

El Director de Carrera

El Cronametrador

Definitiva

Hora:

Hora:

Hora:

IV Open Velocidad Motorland

Clasificado por mejor tiempo de vuelta

Promo 90

Motorland, Karting 1,672 km

2ª Sesión Entrenos Oficiales

20/07/2013 12:50

Clasificación (12:00 Tiempo) iniciado a 12:49:59

Pos.	Nº	Nombre	Clase	Mejor Tm	Dif. 1º	Total Tº	En V. Club
1	11	RUBEN MARTIN BELLIDO	Promo 90	1:22.670		13:00.077	4 T.S.R.
2	99	LUCAS LOZANO MARCO	Promo 90	1:22.956	0.286	12:58.700	4 T.S.R.
3	13	HUGO FRANCES MARTINEZ	Promo 90	1:23.642	0.972	13:03.648	4 A.D. Aragon Sport
4	18	MIGUEL MARTIN MARCO	Promo 90	1:23.841	1.171	12:58.544	5 T.S.R.
5	14	JONATAN ROMERO ARIÑO	Promo 90	1:25.078	2.408	13:22.150	4 T.S.R.
6	4	MARCOS LAHOZ SENLI	Promo 90	1:26.479	3.809	13:26.599	5
7	7	VICTOR GALAN MARTINEZ	Promo 90	2:08.275	45.605	11:35.569	4
8	26	IZAN TABUENCA ARANDA	Promo 90				0 A.D. Aragon Sport

Jefe de cronometraje

Orbits

Provisional

Los Comisarios Deportivos

El Director de Carrera

El Cronametrador

Definitiva

Hora:

Hora:

Hora:

IV Open Velocidad Motorland

Promo 90

Motorland, Karting 1,672 km

2ª Sesión Entrenos Oficiales

20/07/2013 12:50

Clasificación (12:00 Tiempo) iniciado a 12:49:59

Lap	Lap Tm	Diff	Time of Day
(11) RUBEN MARTIN BELLIDO			
1	1:32.889	+10.219	12:51:45.892
2	1:24.819	+2.149	12:53:10.711
3	1:23.205	+0.535	12:54:33.916
4	1:22.670		12:55:56.586
5	1:27.168	+4.498	12:57:23.754
6	1:27.384	+4.714	12:58:51.138
7	1:22.679	+0.009	13:00:13.817
8	1:23.109	+0.439	13:01:36.926
9	1:23.095	+0.425	13:03:00.021

Lap	Lap Tm	Diff	Time of Day
(99) LUCAS LOZANO MARCO			
1	1:34.086	+11.130	12:51:45.515
2	1:24.984	+2.028	12:53:10.499
3	1:23.654	+0.698	12:54:34.153
4	1:22.956		12:55:57.109
5	1:23.365	+0.409	12:57:20.474
6	1:24.773	+1.817	12:58:45.247
7	1:23.974	+1.018	13:00:09.221
8	1:25.128	+2.172	13:01:34.349
9	1:24.295	+1.339	13:02:58.644

Lap	Lap Tm	Diff	Time of Day
(13) HUGO FRANCES MARTINEZ			
1	1:33.490	+9.848	12:51:45.846
2	1:25.255	+1.613	12:53:11.101
3	1:23.725	+0.083	12:54:34.826
4	1:23.642		12:55:58.468
5	1:24.287	+0.645	12:57:22.755
6	1:25.569	+1.927	12:58:48.324
7	1:24.853	+1.211	13:00:13.177
8	1:24.477	+0.835	13:01:37.654
9	1:25.938	+2.296	13:03:03.592

Lap	Lap Tm	Diff	Time of Day
(18) MIGUEL MARTIN MARCO			
1	1:32.278	+8.437	12:51:43.157
2	1:24.017	+0.176	12:53:07.174
3	1:24.997	+1.156	12:54:32.171
4	1:24.029	+0.188	12:55:56.200
5	1:23.841		12:57:20.041
6	1:24.854	+1.013	12:58:44.895
7	1:24.118	+0.277	13:00:09.013
8	1:24.664	+0.823	13:01:33.677
9	1:24.811	+0.970	13:02:58.488

Lap	Lap Tm	Diff	Time of Day
(14) JONATAN ROMERO ARIÑO			
1	1:35.885	+10.807	12:51:50.271
2	1:25.514	+0.436	12:53:15.785
3	1:25.579	+0.501	12:54:41.364
4	1:25.078		12:56:06.442
5	1:25.367	+0.289	12:57:31.809
6	1:26.336	+1.258	12:58:58.145
7	1:26.838	+1.760	13:00:24.983
8	1:28.246	+3.168	13:01:53.229
9	1:28.865	+3.787	13:03:22.094

Lap	Lap Tm	Diff	Time of Day
(4) MARCOS LAHOZ SENLI			
1	1:36.441	+9.962	12:51:50.197
2	1:26.681	+0.202	12:53:16.878
3	1:26.868	+0.389	12:54:43.746
4	1:27.117	+0.638	12:56:10.863
5	1:26.479		12:57:37.342
6	1:27.375	+0.896	12:59:04.717
7	1:27.500	+1.021	13:00:32.217
8	1:26.909	+0.430	13:01:59.126
9	1:27.417	+0.938	13:03:26.543

Lap	Lap Tm	Diff	Time of Day
(7) VICTOR GALAN MARTINEZ			
1	2:31.004	+22.729	12:52:51.231
2	2:10.885	+2.610	12:55:02.116
3	2:14.765	+6.490	12:57:16.881
4	2:08.275		12:59:25.156
5	2:10.357	+2.082	13:01:35.513

Jefe de cronometraje

Orbits

Provisional

Los Comisarios Deportivos

El Director de Carrera

El Cronametrador

Definitiva

Hora:

Hora:

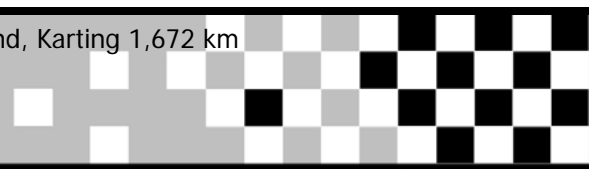
Hora:

IV Open Velocidad Motorland

Promo 90

Motorland, Karting 1,672 km

Fusión Entrenos



Pos	No.	Name	Mejor T.	En sesión	Q-1.	Q-2
1	11	RUBEN MARTIN BELLIDO	1:22.670	2ª Sesión Entrenos O	1:22.862	1:22.670
2	99	LUCAS LOZANO MARCO	1:22.956	2ª Sesión Entrenos O	1:23.713	1:22.956
3	13	HUGO FRANCES MARTINEZ	1:23.642	2ª Sesión Entrenos O	1:24.533	1:23.642
4	18	MIGUEL MARTIN MARCO	1:23.643	1ª Sesión Entrenos O	1:23.643	1:23.841
5	14	JONATAN ROMERO ARIÑO	1:24.164	1ª Sesión Entrenos O	1:24.164	1:25.078
6	4	MARCOS LAHOZ SENLI	1:26.479	2ª Sesión Entrenos O	1:26.889	1:26.479
7	26	IZAN TABUENCA ARANDA	1:34.047	1ª Sesión Entrenos O	1:34.047	
8	7	VICTOR GALAN MARTINEZ	2:08.275	2ª Sesión Entrenos O		2:08.275

Notificaciones

#7 No clasificado por Art. 7.2 Reg. CPA

Jefe de cronometraje

Orbits

Provisional

Los Comisarios Deportivos

El Director de Carrera

El Cronametrador

Definitiva

Hora:

Hora:

Hora:

IV Open Velocidad Motorland


Promo 90	Motorland, Karting 1,672 km
1ª Carrera	20/07/2013 15:05
Carrera (10 Vueltas)	

4
6
13
3

14
5
99
2

26
7
18
4
11
POLE POSITION 1

3
2
1



Jefe de cronometraje Orbits

<input type="checkbox"/> Provisional	Los Comisarios Deportivos	El Director de Carrera	El Cronametrador
<input type="checkbox"/> Definitiva	Hora:	Hora:	Hora:



IV Open Velocidad Motorland

Clasificado por vueltas

Promo 90

Motorland, Karting 1,672 km

1ª Carrera

20/07/2013 15:05

Carrera (10 Vueltas) iniciado a 15:05:59

Pos.	Nº	Nombre	Vts.	Total T°	Dif.	Mejor Tm	Club	Marca
1	11	RUBEN MARTIN BELLIDO	10	13:57.268		1:22.835	T.S.R.	IMR 90
2	18	MIGUEL MARTIN MARCO	10	14:07.541	10.273	1:23.679	T.S.R.	IMR 90
3	99	LUCAS LOZANO MARCO	10	14:13.282	16.014	1:23.807	T.S.R.	IMR 90
4	13	HUGO FRANCES MARTINEZ	10	14:17.635	20.367	1:24.429	A.D. Aragon Sport	IMR 90
5	4	MARCOS LAHOZ SENLI	10	14:36.487	39.219	1:26.585		IMR 90
6	14	JONATAN ROMERO ARIÑO	10	14:48.115	50.847	1:26.697	T.S.R.	IMR 90
7	26	IZAN TABUENCA ARANDA	9	14:25.617	1 Vuelta	1:35.116	A.D. Aragon Sport	IMR 90

Margin of Victory	Avg. Speed	Best Lap Tm	Best Spd	Best Lap by
10.273	71,891	1:22.835	72,665	11 - RUBEN MARTIN BELLIDO

Jefe de cronometraje

Orbits

Provisional

Los Comisarios Deportivos

El Director de Carrera

El Cronametrador

Definitiva

Hora:

Hora:

Hora:

IV Open Velocidad Motorland

Promo 90

Motorland, Karting 1,672 km

1ª Carrera

20/07/2013 15:05

Carrera (10 Vueltas) iniciado a 15:05:59

Lap	Lap Tm	Diff	Time of Day
(11) RUBEN MARTIN BELLIDO			
1			15:07:24.897
2	1:23.412	+0.577	15:08:48.309
3	1:23.047	+0.212	15:10:11.356
4	1:23.488	+0.653	15:11:34.844
5	1:22.835		15:12:57.679
6	1:23.241	+0.406	15:14:20.920
7	1:23.214	+0.379	15:15:44.134
8	1:23.232	+0.397	15:17:07.366
9	1:23.462	+0.627	15:18:30.828
10	1:26.063	+3.228	15:19:56.891

Lap	Lap Tm	Diff	Time of Day
(18) MIGUEL MARTIN MARCO			
1			15:07:27.047
2	1:23.679		15:08:50.726
3	1:24.105	+0.426	15:10:14.831
4	1:24.559	+0.880	15:11:39.390
5	1:24.474	+0.795	15:13:03.864
6	1:24.733	+1.054	15:14:28.597
7	1:24.861	+1.182	15:15:53.458
8	1:24.431	+0.752	15:17:17.889
9	1:24.916	+1.237	15:18:42.805
10	1:24.359	+0.680	15:20:07.164

Lap	Lap Tm	Diff	Time of Day
(99) LUCAS LOZANO MARCO			
1			15:07:26.591
2	1:24.738	+0.931	15:08:51.329
3	1:23.807		15:10:15.136
4	1:24.741	+0.934	15:11:39.877
5	1:24.980	+1.173	15:13:04.857
6	1:25.446	+1.639	15:14:30.303
7	1:25.933	+2.126	15:15:56.236
8	1:24.557	+0.750	15:17:20.793
9	1:26.101	+2.294	15:18:46.894
10	1:26.011	+2.204	15:20:12.905

Lap	Lap Tm	Diff	Time of Day
(13) HUGO FRANCES MARTINEZ			
1			15:07:27.360
2	1:24.429		15:08:51.789
3	1:25.396	+0.967	15:10:17.185
4	1:25.041	+0.612	15:11:42.226
5	1:25.610	+1.181	15:13:07.836
6	1:25.852	+1.423	15:14:33.688
7	1:25.390	+0.961	15:15:59.078
8	1:25.742	+1.313	15:17:24.820
9	1:25.785	+1.356	15:18:50.605
10	1:26.653	+2.224	15:20:17.258

Lap	Lap Tm	Diff	Time of Day
(4) MARCOS LAHOZ SENLI			
1			15:07:30.768
2	1:27.341	+0.756	15:08:58.109
3	1:27.894	+1.309	15:10:26.003
4	1:27.599	+1.014	15:11:53.602
5	1:26.585		15:13:20.187
6	1:27.063	+0.478	15:14:47.250
7	1:26.975	+0.390	15:16:14.225
8	1:27.243	+0.658	15:17:41.468
9	1:26.874	+0.289	15:19:08.342
10	1:27.768	+1.183	15:20:36.110

Lap	Lap Tm	Diff	Time of Day
(14) JONATAN ROMERO ARIÑO			
1			15:07:39.203
2	1:27.354	+0.657	15:09:06.557
3	1:26.697		15:10:33.254
4	1:27.225	+0.528	15:12:00.479

Lap	Lap Tm	Diff	Time of Day
5	1:27.072	+0.375	15:13:27.551
6	1:27.413	+0.716	15:14:54.964
7	1:27.776	+1.079	15:16:22.740
8	1:28.491	+1.794	15:17:51.231
9	1:28.295	+1.598	15:19:19.526
10	1:28.212	+1.515	15:20:47.738

Lap	Lap Tm	Diff	Time of Day
(26) IZAN TABUENCA ARANDA			
1			15:07:37.321
2	1:35.270	+0.154	15:09:12.591
3	1:35.594	+0.478	15:10:48.185
4	1:35.116		15:12:23.301
5	1:35.179	+0.063	15:13:58.480
6	1:35.515	+0.399	15:15:33.995
7	1:36.469	+1.353	15:17:10.464
8	1:38.422	+3.306	15:18:48.886
9	1:36.354	+1.238	15:20:25.240

Jefe de cronometraje

Orbits

Provisional

Los Comisarios Deportivos

El Director de Carrera

El Cronametrador

Definitiva

Hora:

Hora:

Hora:

IV Open Velocidad Motorland

Clasificado por vueltas

Promo 90

Motorland, Karting 1,672 km

2ª Carrera

20/07/2013 16:30

Carrera (10 Vueltas) iniciado a 16:31:10

Pos.	Nº	Nombre	Vts.	Total T°	Dif.	Mejor Tm	Club	Marca
1	11	RUBEN MARTIN BELLIDO	10	13:56.077		1:21.835	T.S.R.	IMR 90
2	99	LUCAS LOZANO MARCO	10	14:04.398	8.321	1:22.807	T.S.R.	IMR 90
3	18	MIGUEL MARTIN MARCO	10	14:05.070	8.993	1:23.413	T.S.R.	IMR 90
4	14	JONATAN ROMERO ARIÑO	10	14:24.371	28.294	1:24.560	T.S.R.	IMR 90
5	4	MARCOS LAHOZ SENLI	10	14:24.478	28.401	1:24.871		IMR 90
6	26	IZAN TABUENCA ARANDA	9	14:23.694	1 Vuelta	1:33.982	A.D. Aragon Sport	IMR 90
No clasificado								
NT	13	HUGO FRANCES MARTINEZ	7	10:06.703	NT	1:25.258	A.D. Aragon Sport	IMR 90

Margin of Victory	Avg. Speed	Best Lap Tm	Best Spd	Best Lap by
8.321	71,993	1:21.835	73,553	11 - RUBEN MARTIN BELLIDO

Jefe de cronometraje

Orbits

Provisional

Los Comisarios Deportivos

El Director de Carrera

El Cronametrador

Definitiva

Hora:

Hora:

Hora:

IV Open Velocidad Motorland

Promo 90

Motorland, Karting 1,672 km

2ª Carrera

20/07/2013 16:30

Carrera (10 Vueltas) iniciado a 16:31:10

Lap	Lap Tm	Diff	Time of Day
(11) RUBEN MARTIN BELLIDO			
1			16:32:38.358
2	1:22.764	+0.929	16:34:01.122
3	1:21.835		16:35:22.957
4	1:22.348	+0.513	16:36:45.305
5	1:22.316	+0.481	16:38:07.621
6	1:22.935	+1.100	16:39:30.556
7	1:23.018	+1.183	16:40:53.574
8	1:23.727	+1.892	16:42:17.301
9	1:24.427	+2.592	16:43:41.728
10	1:24.748	+2.913	16:45:06.476

Lap	Lap Tm	Diff	Time of Day
(99) LUCAS LOZANO MARCO			
1			16:32:41.355
2	1:24.878	+2.071	16:34:06.233
3	1:24.328	+1.521	16:35:30.561
4	1:23.587	+0.780	16:36:54.148
5	1:23.491	+0.684	16:38:17.639
6	1:23.608	+0.801	16:39:41.247
7	1:22.919	+0.112	16:41:04.166
8	1:23.940	+1.133	16:42:28.106
9	1:23.884	+1.077	16:43:51.990
10	1:22.807		16:45:14.797

Lap	Lap Tm	Diff	Time of Day
(18) MIGUEL MARTIN MARCO			
1			16:32:39.971
2	1:23.493	+0.080	16:34:03.464
3	1:23.413		16:35:26.877
4	1:25.240	+1.827	16:36:52.117
5	1:24.192	+0.779	16:38:16.309
6	1:23.689	+0.276	16:39:39.998
7	1:23.743	+0.330	16:41:03.741
8	1:23.826	+0.413	16:42:27.567
9	1:24.137	+0.724	16:43:51.704
10	1:23.765	+0.352	16:45:15.469

Lap	Lap Tm	Diff	Time of Day
(14) JONATAN ROMERO ARIÑO			
1			16:32:43.000
2	1:24.560		16:34:07.560
3	1:24.889	+0.329	16:35:32.449
4	1:25.581	+1.021	16:36:58.030
5	1:26.687	+2.127	16:38:24.717
6	1:26.221	+1.661	16:39:50.938
7	1:25.879	+1.319	16:41:16.817
8	1:25.787	+1.227	16:42:42.604
9	1:26.341	+1.781	16:44:08.945
10	1:25.825	+1.265	16:45:34.770

Lap	Lap Tm	Diff	Time of Day
(4) MARCOS LAHOZ SENLI			
1			16:32:43.539
2	1:25.485	+0.614	16:34:09.024
3	1:26.005	+1.134	16:35:35.029
4	1:25.889	+1.018	16:37:00.918
5	1:25.926	+1.055	16:38:26.844
6	1:25.608	+0.737	16:39:52.452
7	1:24.871		16:41:17.323
8	1:25.546	+0.675	16:42:42.869
9	1:26.215	+1.344	16:44:09.084
10	1:25.793	+0.922	16:45:34.877

Lap	Lap Tm	Diff	Time of Day
(26) IZAN TABUENCA ARANDA			
1			16:32:50.947
2	1:34.500	+0.518	16:34:25.447
3	1:34.206	+0.224	16:35:59.653
4	1:33.982		16:37:33.635

Lap	Lap Tm	Diff	Time of Day
5	1:34.994	+1.012	16:39:08.629
6	1:34.858	+0.876	16:40:43.487
7	1:36.719	+2.737	16:42:20.206
8	1:37.963	+3.981	16:43:58.169
9	1:35.924	+1.942	16:45:34.093

Lap	Lap Tm	Diff	Time of Day
(13) HUGO FRANCES MARTINEZ			
1			16:32:42.616
2	1:25.258		16:34:07.874
3	1:25.853	+0.595	16:35:33.727
4	1:25.785	+0.527	16:36:59.512
5	1:25.608	+0.350	16:38:25.120
6	1:26.112	+0.854	16:39:51.232
7	1:25.870	+0.612	16:41:17.102

Jefe de cronometraje

Orbits

Provisional

Los Comisarios Deportivos

El Director de Carrera

El Cronametrador

Definitiva

Hora:

Hora:

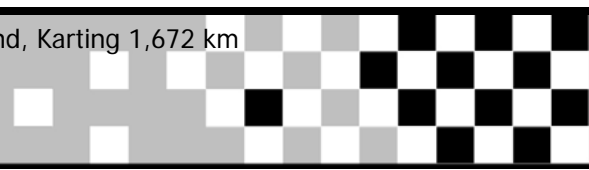
Hora:

IV Open Velocidad Motorland

Promo 90

Motorland, Karting 1,672 km

Final Promo 90



Pos.	Nº	Nombre	Total puntos	R-1	R-2	Club
1	11	RUBEN MARTIN BELLIDO	50	25	25	T.S.R.
2	99	LUCAS LOZANO MARCO	42	20	22	T.S.R.
3	18	MIGUEL MARTIN MARCO	42	22	20	T.S.R.
4	14	JONATAN ROMERO ARIÑO	33	15	18	T.S.R.
5	4	MARCOS LAHOZ SENLI	32	16	16	
6	26	IZAN TABUENCA ARANDA	29	14	15	A.D. Aragon Sport
7	13	HUGO FRANCES MARTINEZ	18	18	0	A.D. Aragon Sport

Jefe de cronometraje

Orbits

Provisional

Los Comisarios Deportivos

El Director de Carrera

El Cronametrador

Definitiva

Hora:

Hora:

Hora:

IV Open Velocidad Motorland

Clasificado por mejor tiempo de vuelta

Minimotos

Motorland, Karting 1,672 km

1ª Sesión Entrenos Libres

20/07/2013 10:00

Práctica (10:00 Tiempo) iniciado a 10:01:13

Pos.	Nº	Nombre	Clase	Mejor Tm	Dif. 1º	Total Tº	En V. Club
1	15	Marcos García Montoya	Minimotos	51.610		10:10.983	7 Escuela 12+1
2	14	Oscar Almonacil Carrero	Minimotos	52.290	0.680	10:09.262	11 Her-Vil Competición
3	21	Gonzalo Villalba Gallego	Minimotos	52.383	0.773	10:18.206	9 Escuela 12+1
4	3	Hugo Benito Valentin	Minimotos	52.401	0.791	10:20.967	9
5	28	Alejandro De Magan Flores	Minimotos	52.403	0.793	10:18.803	9 Circuito Motor
6	19	Rocío Gómez Requena	Minimotos	53.590	1.980	10:18.216	4 Circuito Motor
7	11	Borja Carrasco Alba	Minimotos	56.038	4.428	10:04.465	10 Circuito Motor
8	25	Iker García España	Minimotos	56.272	4.662	10:33.336	5 Escuela 12+1
9	26	Hugo Rodríguez del Amo	Minimotos	56.391	4.781	10:35.780	7 Circuito Motor
10	57	Daniel Domínguez López	Minimotos	57.042	5.432	10:19.438	9
11	88	Samuel Cuenca Pérez	Minimotos	57.152	5.542	10:20.480	9 Xeescuelaracing
12	119	José Pinedo Requena	Minimotos	59.596	7.986	9:58.794	9 Xeescuelaracing
13	2	Iker Javier Molina Gómez	Minimotos				0 Escuela IMR

Jefe de cronometraje

Orbits

Provisional

Los Comisarios Deportivos

El Director de Carrera

El Cronametrador

Definitiva

Hora:

Hora:

Hora:

IV Open Velocidad Motorland

Clasificado por mejor tiempo de vuelta

Minimotos

Motorland, Karting 1,672 km

1ª Sesión Entrenos Oficiales

20/07/2013 11:40

Clasificación (10:00 Tiempo) iniciado a 11:40:32

Pos.	Nº	Nombre	Clase	Mejor Tm	Dif. 1º	Total Tº	En V. Club
1	15	Marcos García Montoya	Minimotos	50.701		10:54.196	7 Escuela 12+1
2	28	Alejandro De Magan Flores	Minimotos	50.868	0.167	10:48.466	4 Circuito Motor
3	14	Oscar Almonacil Carrero	Minimotos	51.271	0.570	10:41.309	8 Her-Vil Competición
4	21	Gonzalo Villalba Gallego	Minimotos	51.773	1.072	10:52.951	6 Escuela 12+1
5	3	Hugo Benito Valentin	Minimotos	51.850	1.149	10:53.954	4
6	26	Hugo Rodríguez del Amo	Minimotos	52.410	1.709	10:27.620	8 Circuito Motor
7	19	Rocío Gómez Requena	Minimotos	53.450	2.749	4:49.634	3 Circuito Motor
8	57	Daniel Domínguez López	Minimotos	54.598	3.897	10:52.471	6
9	11	Borja Carrasco Alba	Minimotos	55.218	4.517	10:36.718	11 Circuito Motor
10	25	Iker García España	Minimotos	55.776	5.075	10:52.631	11 Escuela 12+1
11	88	Samuel Cuenca Pérez	Minimotos	55.864	5.163	10:53.303	7 Xeescuelaracing
12	119	José Pinedo Requena	Minimotos	58.873	8.172	10:45.638	2 Xeescuelaracing
13	2	Iker Javier Molina Gómez	Minimotos				0 Escuela IMR

Jefe de cronometraje

Orbits

Provisional

Los Comisarios Deportivos

El Director de Carrera

El Cronametrador

Definitiva

Hora:

Hora:

Hora:

IV Open Velocidad Motorland

Minimotos

Motorland, Karting 1,672 km

1ª Sesión Entrenos Oficiales

20/07/2013 11:40

Clasificación (10:00 Tiempo) iniciado a 11:40:32

Lap	Lap Tm	Diff	Time of Day
(15) Marcos Garcia Montoya			
1	1:05.461	+14.760	11:41:52.524
2	51.687	+0.986	11:42:44.211
3	50.775	+0.074	11:43:34.986
4	50.755	+0.054	11:44:25.741
5	50.968	+0.267	11:45:16.709
6	51.263	+0.562	11:46:07.972
7	50.701		11:46:58.673
8	2:01.037	+1:10.336	11:48:59.710
9	1:23.590	+32.889	11:50:23.300
10	1:03.214	+12.513	11:51:26.514

Lap	Lap Tm	Diff	Time of Day
(28) Alejandro De Magan Flores			
1	1:05.636	+14.768	11:41:53.128
2	51.745	+0.877	11:42:44.873
3	51.593	+0.725	11:43:36.466
4	50.868		11:44:27.334
5	51.897	+1.029	11:45:19.231
6	51.514	+0.646	11:46:10.745
7	51.185	+0.317	11:47:01.930
8	51.410	+0.542	11:47:53.340
9	51.683	+0.815	11:48:45.023
10	51.618	+0.750	11:49:36.641
11	52.737	+1.869	11:50:29.378
12	51.406	+0.538	11:51:20.784

Lap	Lap Tm	Diff	Time of Day
(14) Oscar Almonacil Carrero			
1	59.132	+7.861	11:41:41.147
2	51.947	+0.676	11:42:33.094
3	51.733	+0.462	11:43:24.827
4	51.951	+0.680	11:44:16.778
5	52.137	+0.866	11:45:08.915
6	52.498	+1.227	11:46:01.413
7	52.926	+1.655	11:46:54.339
8	51.271		11:47:45.610
9	51.568	+0.297	11:48:37.178
10	52.831	+1.560	11:49:30.009
11	51.614	+0.343	11:50:21.623
12	52.004	+0.733	11:51:13.627

Lap	Lap Tm	Diff	Time of Day
(21) Gonzalo Villalba Gallego			
1	1:00.017	+8.244	11:41:44.833
2	52.111	+0.338	11:42:36.944
3	51.826	+0.053	11:43:28.770
4	51.860	+0.087	11:44:20.630
5	52.256	+0.483	11:45:12.886
6	51.773		11:46:04.659
7	52.790	+1.017	11:46:57.449
8	52.527	+0.754	11:47:49.976
9	53.305	+1.532	11:48:43.281
10	52.738	+0.965	11:49:36.019
11	54.155	+2.382	11:50:30.174
12	55.095	+3.322	11:51:25.269

Lap	Lap Tm	Diff	Time of Day
(3) Hugo Benito Valentin			
1	59.846	+7.996	11:41:43.870
2	52.561	+0.711	11:42:36.431
3	52.137	+0.287	11:43:28.568
4	51.850		11:44:20.418
5	52.296	+0.446	11:45:12.714
6	52.562	+0.712	11:46:05.276
7	53.376	+1.526	11:46:58.652
8	53.327	+1.477	11:47:51.979
9	52.665	+0.815	11:48:44.644
10	53.106	+1.256	11:49:37.750

Lap	Lap Tm	Diff	Time of Day
11	53.720	+1.870	11:50:31.470
12	54.802	+2.952	11:51:26.272

Lap	Lap Tm	Diff	Time of Day
(26) Hugo Rodríguez del Amo			
1	1:14.116	+21.706	11:42:06.179
2	55.200	+2.790	11:43:01.379
3	53.200	+0.790	11:43:54.579
4	54.818	+2.408	11:44:49.397
5	52.466	+0.056	11:45:41.863
6	52.455	+0.045	11:46:34.318
7	55.059	+2.649	11:47:29.377
8	52.410		11:48:21.787
9	52.923	+0.513	11:49:14.710
10	52.818	+0.408	11:50:07.528
11	52.410		11:50:59.938

Lap	Lap Tm	Diff	Time of Day
(19) Rocio Gómez Requena			
1	1:01.053	+7.603	11:41:43.719
2	54.962	+1.512	11:42:38.681
3	53.450		11:43:32.131
4	53.744	+0.294	11:44:25.875
5	56.077	+2.627	11:45:21.952

Lap	Lap Tm	Diff	Time of Day
(57) Daniel Domínguez López			
1	1:13.442	+18.844	11:42:03.522
2	58.395	+3.797	11:43:01.917
3	56.501	+1.903	11:43:58.418
4	56.936	+2.338	11:44:55.354
5	55.895	+1.297	11:45:51.249
6	54.598		11:46:45.847
7	54.996	+0.398	11:47:40.843
8	56.118	+1.520	11:48:36.961
9	56.938	+2.340	11:49:33.899
10	55.337	+0.739	11:50:29.236
11	55.553	+0.955	11:51:24.789

Lap	Lap Tm	Diff	Time of Day
(11) Borja Carrasco Alba			
1	1:03.222	+8.004	11:41:46.577
2	56.329	+1.111	11:42:42.906
3	55.838	+0.620	11:43:38.744
4	56.135	+0.917	11:44:34.879
5	56.536	+1.318	11:45:31.415
6	56.505	+1.287	11:46:27.920
7	56.776	+1.558	11:47:24.696
8	55.731	+0.513	11:48:20.427
9	56.866	+1.648	11:49:17.293
10	56.525	+1.307	11:50:13.818
11	55.218		11:51:09.036

Lap	Lap Tm	Diff	Time of Day
(25) Iker García España			
1	1:10.485	+14.709	11:41:57.132
2	58.624	+2.848	11:42:55.756
3	57.571	+1.795	11:43:53.327
4	57.626	+1.850	11:44:50.953
5	56.201	+0.425	11:45:47.154
6	57.198	+1.422	11:46:44.352
7	55.789	+0.013	11:47:40.141
8	56.303	+0.527	11:48:36.444
9	56.841	+1.065	11:49:33.285
10	55.888	+0.112	11:50:29.173
11	55.776		11:51:24.949

Lap	Lap Tm	Diff	Time of Day
(88) Samuel Cuenca Pérez			
1	1:08.905	+13.041	11:41:54.826
2	1:00.109	+4.245	11:42:54.935
3	57.967	+2.103	11:43:52.902

Jefe de cronometraje

Orbits

Provisional

Los Comisarios Deportivos

El Director de Carrera

El Cronametrador

Definitiva

Hora:

Hora:

Hora:

IV Open Velocidad Motorland

Clasificado por mejor tiempo de vuelta

Minimotos

Motorland, Karting 1,672 km

2ª Sesión Entrenos Oficiales

20/07/2013 13:30

Clasificación (10:00 Tiempo) iniciado a 13:30:59

Pos.	Nº	Nombre	Clase	Mejor Tm	Dif. 1º	Total Tº	En V. Club
1	28	Alejandro De Magan Flores	Minimotos	50.255		10:32.431	4 Circuito Motor
2	15	Marcos Garcia Montoya	Minimotos	50.613	0.358	10:38.065	5 Escuela 12+1
3	26	Hugo Rodriguez del Amo	Minimotos	51.151	0.896	9:59.062	2 Circuito Motor
4	21	Gonzalo Villalba Gallego	Minimotos	51.463	1.208	10:42.715	4 Escuela 12+1
5	14	Oscar Almonacil Carrero	Minimotos	51.516	1.261	10:04.598	4 Her-Vil Competición
6	3	Hugo Benito Valentin	Minimotos	51.702	1.447	9:59.260	8
7	19	Rocío Gómez Requena	Minimotos	52.732	2.477	10:09.320	9 Circuito Motor
8	57	Daniel Domínguez López	Minimotos	53.652	3.397	10:33.255	11
9	25	Iker García España	Minimotos	53.838	3.583	10:26.041	5 Escuela 12+1
10	88	Samuel Cuenca Pérez	Minimotos	53.911	3.656	10:32.072	11 Xeescuelaracing
11	11	Borja Carrasco Alba	Minimotos	54.746	4.491	10:27.587	6 Circuito Motor
12	119	José Pinedo Requena	Minimotos	57.012	6.757	10:25.284	7 Xeescuelaracing

Jefe de cronometraje

Orbits

Provisional

Los Comisarios Deportivos

El Director de Carrera

El Cronametrador

Definitiva

Hora:

Hora:

Hora:

IV Open Velocidad Motorland

Minimotos

Motorland, Karting 1,672 km

2ª Sesión Entrenos Oficiales

20/07/2013 13:30

Clasificación (10:00 Tiempo) iniciado a 13:30:59

Lap	Lap Tm	Diff	Time of Day
(28) Alejandro De Magan Flores			
1	58.023	+7.768	13:32:10.990
2	52.213	+1.958	13:33:03.203
3	50.585	+0.330	13:33:53.788
4	50.255		13:34:44.043
5	50.768	+0.513	13:35:34.811
6	51.549	+1.294	13:36:26.360
7	50.493	+0.238	13:37:16.853
8	50.902	+0.647	13:38:07.755
9	50.776	+0.521	13:38:58.531
10	51.168	+0.913	13:39:49.699
11	51.279	+1.024	13:40:40.978
12	51.392	+1.137	13:41:32.370

Lap	Lap Tm	Diff	Time of Day
(15) Marcos Garcia Montoya			
1	58.575	+7.962	13:32:10.486
2	51.365	+0.752	13:33:01.851
3	51.603	+0.990	13:33:53.454
4	51.200	+0.587	13:34:44.654
5	50.613		13:35:35.267
6	51.105	+0.492	13:36:26.372
7	51.132	+0.519	13:37:17.504
8	51.628	+1.015	13:38:09.132
9	52.795	+2.182	13:39:01.927
10	53.071	+2.458	13:39:54.998
11	51.591	+0.978	13:40:46.589
12	51.415	+0.802	13:41:38.004

Lap	Lap Tm	Diff	Time of Day
(26) Hugo Rodríguez del Amo			
1	1:02.518	+11.367	13:32:17.271
2	51.151		13:33:08.422
3	52.125	+0.974	13:34:00.547
4	51.633	+0.482	13:34:52.180
5	53.260	+2.109	13:35:45.440
6	51.618	+0.467	13:36:37.058
7	53.323	+2.172	13:37:30.381
8	51.436	+0.285	13:38:21.817
9	52.411	+1.260	13:39:14.228
10	52.259	+1.108	13:40:06.487
11	52.514	+1.363	13:40:59.001

Lap	Lap Tm	Diff	Time of Day
(21) Gonzalo Villalba Gallego			
1	58.311	+6.848	13:32:10.947
2	53.518	+2.055	13:33:04.465
3	52.958	+1.495	13:33:57.423
4	51.463		13:34:48.886
5	51.596	+0.133	13:35:40.482
6	51.539	+0.076	13:36:32.021
7	52.056	+0.593	13:37:24.077
8	51.682	+0.219	13:38:15.759
9	52.145	+0.682	13:39:07.904
10	51.538	+0.075	13:39:59.442
11	51.579	+0.116	13:40:51.021
12	51.633	+0.170	13:41:42.654

Lap	Lap Tm	Diff	Time of Day
(14) Oscar Almonacil Carrero			
1	1:02.960	+11.444	13:32:19.644
2	53.017	+1.501	13:33:12.661
3	52.226	+0.710	13:34:04.887
4	51.516		13:34:56.403
5	52.084	+0.568	13:35:48.487
6	52.246	+0.730	13:36:40.733
7	53.377	+1.861	13:37:34.110
8	54.283	+2.767	13:38:28.393
9	52.212	+0.696	13:39:20.605

Lap	Lap Tm	Diff	Time of Day
10	51.968	+0.452	13:40:12.573
11	51.964	+0.448	13:41:04.537

Lap	Lap Tm	Diff	Time of Day
(3) Hugo Benito Valentin			
1	58.955	+7.253	13:32:10.407
2	53.998	+2.296	13:33:04.405
3	53.968	+2.266	13:33:58.373
4	52.223	+0.521	13:34:50.596
5	52.196	+0.494	13:35:42.792
6	53.426	+1.724	13:36:36.218
7	54.528	+2.826	13:37:30.746
8	51.702		13:38:22.448
9	52.439	+0.737	13:39:14.887
10	52.240	+0.538	13:40:07.127
11	52.072	+0.370	13:40:59.199

Lap	Lap Tm	Diff	Time of Day
(19) Rocio Gómez Requena			
1	59.583	+6.851	13:32:10.217
2	53.975	+1.243	13:33:04.192
3	54.096	+1.364	13:33:58.288
4	54.131	+1.399	13:34:52.419
5	54.153	+1.421	13:35:46.572
6	54.124	+1.392	13:36:40.696
7	53.349	+0.617	13:37:34.045
8	55.240	+2.508	13:38:29.285
9	52.732		13:39:22.017
10	53.712	+0.980	13:40:15.729
11	53.530	+0.798	13:41:09.259

Lap	Lap Tm	Diff	Time of Day
(57) Daniel Domínguez López			
1	1:06.128	+12.476	13:32:22.091
2	56.332	+2.680	13:33:18.423
3	55.805	+2.153	13:34:14.228
4	55.506	+1.854	13:35:09.734
5	55.398	+1.746	13:36:05.132
6	54.658	+1.006	13:36:59.790
7	54.933	+1.281	13:37:54.723
8	54.766	+1.114	13:38:49.489
9	55.034	+1.382	13:39:44.523
10	55.019	+1.367	13:40:39.542
11	53.652		13:41:33.194

Lap	Lap Tm	Diff	Time of Day
(25) Iker García España			
1	1:03.335	+9.497	13:32:17.541
2	54.923	+1.085	13:33:12.464
3	55.103	+1.265	13:34:07.567
4	55.694	+1.856	13:35:03.261
5	53.838		13:35:57.099
6	54.349	+0.511	13:36:51.448
7	54.963	+1.125	13:37:46.411
8	55.090	+1.252	13:38:41.501
9	54.859	+1.021	13:39:36.360
10	54.784	+0.946	13:40:31.144
11	54.836	+0.998	13:41:25.980

Lap	Lap Tm	Diff	Time of Day
(88) Samuel Cuenca Pérez			
1	1:06.062	+12.151	13:32:21.286
2	56.709	+2.798	13:33:17.995
3	56.590	+2.679	13:34:14.585
4	55.334	+1.423	13:35:09.919
5	55.506	+1.595	13:36:05.425
6	54.406	+0.495	13:36:59.831
7	54.552	+0.641	13:37:54.383
8	54.714	+0.803	13:38:49.097
9	54.972	+1.061	13:39:44.069
10	54.031	+0.120	13:40:38.100

Lap	Lap Tm	Diff	Time of Day
11	53.911		13:41:32.011

Lap	Lap Tm	Diff	Time of Day
(11) Borja Carrasco Alba			
1	1:42.195	+47.449	13:32:55.677
2	1:07.178	+12.432	13:34:02.855
3	56.914	+2.168	13:34:59.769
4	55.097	+0.351	13:35:54.866
5	55.179	+0.433	13:36:50.045
6	54.746		13:37:44.791
7	56.445	+1.699	13:38:41.236
8	55.059	+0.313	13:39:36.295
9	56.257	+1.511	13:40:32.552
10	54.974	+0.228	13:41:27.526

Lap	Lap Tm	Diff	Time of Day
(119) José Pinedo Requena			
1	1:41.000	+43.988	13:35:28.130
2	1:01.419	+4.407	13:36:29.549
3	1:01.933	+4.921	13:37:31.482
4	59.476	+2.464	13:38:30.958
5	59.503	+2.491	13:39:30.461
6	57.750	+0.738	13:40:28.211
7	57.012		13:41:25.223

Jefe de cronometraje

Orbits

Provisional

Los Comisarios Deportivos

El Director de Carrera

El Cronametrador

Definitiva

Hora:

Hora:

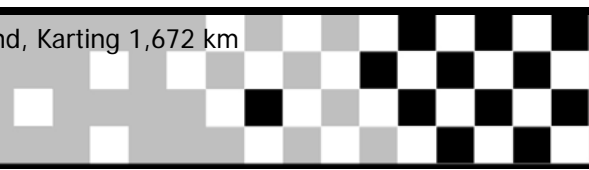
Hora:

IV Open Velocidad Motorland

Minimotos

Motorland, Karting 1,672 km

Fusión Entrenos



Pos	No.	Name	Mejor T.	En sesión	Q-1.	Q-2
1	28	Alejandro De Magan Flores	50.255	2ª Sesión Entrenos O	50.868	50.255
2	15	Marcos Garcia Montoya	50.613	2ª Sesión Entrenos O	50.701	50.613
3	26	Hugo Rodríguez del Amo	51.151	2ª Sesión Entrenos O	52.410	51.151
4	14	Oscar Almonacil Carrero	51.271	1ª Sesión Entrenos O	51.271	51.516
5	21	Gonzalo Villalba Gallego	51.463	2ª Sesión Entrenos O	51.773	51.463
6	3	Hugo Benito Valentin	51.702	2ª Sesión Entrenos O	51.850	51.702
7	19	Rocío Gómez Requena	52.732	2ª Sesión Entrenos O	53.450	52.732
8	57	Daniel Domínguez López	53.652	2ª Sesión Entrenos O	54.598	53.652
9	25	Iker García España	53.838	2ª Sesión Entrenos O	55.776	53.838
10	88	Samuel Cuenca Pérez	53.911	2ª Sesión Entrenos O	55.864	53.911
11	11	Borja Carrasco Alba	54.746	2ª Sesión Entrenos O	55.218	54.746
12	119	José Pinedo Requena	57.012	2ª Sesión Entrenos O	58.873	57.012

Jefe de cronometraje

Orbits

Provisional

Los Comisarios Deportivos

El Director de Carrera

El Cronametrador

Definitiva

Hora:

Hora:

Hora:

IV Open Velocidad Motorland

Minimotos	Motorland, Karting 1,672 km	
1ª Carrera	20/07/2013 15:55	
Carrera (8 Vueltas)		


119
12
25
9
3
6
26
3

11
11
57
8
21
5
15
2

88
10
19
7
14
4
28
1

POLE POSITION

4
3
2
1



Jefe de cronometraje Orbits

<input type="checkbox"/> Provisional <input type="checkbox"/> Definitiva	Los Comisarios Deportivos Hora:	El Director de Carrera Hora:	El Cronametrador Hora:
---------------------------------------------------------------------------------	----------------------------------------	-------------------------------------	-------------------------------

IV Open Velocidad Motorland

Clasificado por vueltas

Minimotos

Motorland, Karting 1,672 km

1ª Carrera

20/07/2013 15:55

Carrera (12 Vueltas) iniciado a 15:56:06

Pos.	Nº	Nombre	Vits.	Dif. 1º	Total Tº	Mejor Tm	En Vit.	Clase
1	26	Hugo Rodríguez del Amo	12		10:17.091	50.021	6	Minimotos
2	28	Alejandro De Magan Flores	12	0.930	10:18.021	50.244	5	Minimotos
3	3	Hugo Benito Valentin	12	7.858	10:24.949	51.332	11	Minimotos
4	21	Gonzalo Villalba Gallego	12	8.005	10:25.096	51.075	11	Minimotos
5	19	Rocío Gómez Requena	12	17.906	10:34.997	52.046	10	Minimotos
6	57	Daniel Domínguez López	11	1 Vuelta	10:28.455	55.755	8	Minimotos
7	25	Iker García España	11	1 Vuelta	10:32.779	54.910	11	Minimotos
8	11	Borja Carrasco Alba	11	1 Vuelta	10:41.564	55.800	4	Minimotos
9	119	José Pinedo Requena	10	2 Vueltas	10:07.754	58.051	3	Minimotos

No clasificado

NT	15	Marcos Garcia Montoya	8	NT	7:58.230	50.685	4	Minimotos
NT	14	Oscar Almonacil Carrero	6	NT	7:40.982	51.474	2	Minimotos
NT	88	Samuel Cuenca Pérez		NT			0	Minimotos

Notificaciones

#19 Penalizado con 12" Art. 14.1.2 RT

Margin of Victory	Avg. Speed	Best Lap Tm	Best Spd	Best Lap by
0.930	117,050	50.021	120,333	26 - Hugo Rodríguez del Amo

Jefe de cronometraje

Orbits

Provisional

Los Comisarios Deportivos

El Director de Carrera

El Cronametrador

Definitiva

Hora:

Hora:

Hora:

IV Open Velocidad Motorland

Minimotos

Motorland, Karting 1,672 km

1ª Carrera

20/07/2013 15:55

Carrera (12 Vueltas) iniciado a 15:56:06

Lap	Lap Tm	Diff	Time of Day
(26) Hugo Rodríguez del Amo			
1			15:57:00.746
2	51.083	+1.062	15:57:51.829
3	51.600	+1.579	15:58:43.429
4	51.004	+0.983	15:59:34.433
5	50.116	+0.095	16:00:24.549
6	50.021		16:01:14.570
7	52.299	+2.278	16:02:06.869
8	51.284	+1.263	16:02:58.153
9	52.806	+2.785	16:03:50.959
10	51.030	+1.009	16:04:41.989
11	51.189	+1.168	16:05:33.178
12	50.677	+0.656	16:06:23.855

Lap	Lap Tm	Diff	Time of Day
(28) Alejandro De Magan Flores			
1			15:57:01.308
2	51.050	+0.806	15:57:52.358
3	51.039	+0.795	15:58:43.397
4	51.588	+1.344	15:59:34.985
5	50.244		16:00:25.229
6	51.000	+0.756	16:01:16.229
7	51.612	+1.368	16:02:07.841
8	51.310	+1.066	16:02:59.151
9	51.822	+1.578	16:03:50.973
10	51.870	+1.626	16:04:42.843
11	51.270	+1.026	16:05:34.113
12	50.672	+0.428	16:06:24.785

Lap	Lap Tm	Diff	Time of Day
(3) Hugo Benito Valentin			
1			15:57:01.658
2	51.386	+0.054	15:57:53.044
3	51.492	+0.160	15:58:44.536
4	51.488	+0.156	15:59:36.024
5	52.698	+1.366	16:00:28.722
6	52.100	+0.768	16:01:20.822
7	51.456	+0.124	16:02:12.278
8	52.345	+1.013	16:03:04.623
9	51.532	+0.200	16:03:56.155
10	52.001	+0.669	16:04:48.156
11	51.332		16:05:39.488
12	52.225	+0.893	16:06:31.713

Lap	Lap Tm	Diff	Time of Day
(21) Gonzalo Villalba Gallego			
1			15:57:03.809
2	51.508	+0.433	15:57:55.317
3	51.482	+0.407	15:58:46.799
4	51.084	+0.009	15:59:37.883
5	51.249	+0.174	16:00:29.132
6	51.968	+0.893	16:01:21.100
7	51.585	+0.510	16:02:12.685
8	52.147	+1.072	16:03:04.832
9	51.666	+0.591	16:03:56.498
10	52.319	+1.244	16:04:48.817
11	51.075		16:05:39.892
12	51.968	+0.893	16:06:31.860

Lap	Lap Tm	Diff	Time of Day
(19) Rocío Gómez Requena			
1			15:57:03.754
2	52.460	+0.414	15:57:56.214
3	52.736	+0.690	15:58:48.950
4	52.452	+0.406	15:59:41.402
5	52.705	+0.659	16:00:34.107
6	52.225	+0.179	16:01:26.332
7	53.243	+1.197	16:02:19.575
8	52.460	+0.414	16:03:12.035

Lap	Lap Tm	Diff	Time of Day
9	52.428	+0.382	16:04:04.463
10	52.046		16:04:56.509
11	52.588	+0.542	16:05:49.097
12	52.664	+0.618	16:06:41.761

Lap	Lap Tm	Diff	Time of Day
(57) Daniel Domínguez López			
1			15:57:06.723
2	55.830	+0.075	15:58:02.553
3	56.588	+0.833	15:58:59.141
4	56.668	+0.913	15:59:55.809
5	56.172	+0.417	16:00:51.981
6	57.374	+1.619	16:01:49.355
7	55.875	+0.120	16:02:45.230
8	55.755		16:03:40.985
9	56.274	+0.519	16:04:37.259
10	58.219	+2.464	16:05:35.478
11	59.741	+3.986	16:06:35.219

Lap	Lap Tm	Diff	Time of Day
(25) Iker García España			
1			15:57:18.148
2	56.651	+1.741	15:58:14.799
3	56.992	+2.082	15:59:11.791
4	55.719	+0.809	16:00:07.510
5	55.538	+0.628	16:01:03.048
6	57.770	+2.860	16:02:00.818
7	55.688	+0.778	16:02:56.506
8	56.746	+1.836	16:03:53.252
9	55.593	+0.683	16:04:48.845
10	55.788	+0.878	16:05:44.633
11	54.910		16:06:39.543

Lap	Lap Tm	Diff	Time of Day
(11) Borja Carrasco Alba			
1			15:57:21.409
2	57.345	+1.545	15:58:18.754
3	57.084	+1.284	15:59:15.838
4	55.800		16:00:11.638
5	57.101	+1.301	16:01:08.739
6	55.883	+0.083	16:02:04.622
7	56.914	+1.114	16:03:01.536
8	56.460	+0.660	16:03:57.996
9	56.531	+0.731	16:04:54.527
10	57.116	+1.316	16:05:51.643
11	56.685	+0.885	16:06:48.328

Lap	Lap Tm	Diff	Time of Day
(119) José Pinedo Requena			
1			15:57:15.026
2	58.082	+0.031	15:58:13.108
3	58.051		15:59:11.159
4	59.131	+1.080	16:00:10.290
5	59.738	+1.687	16:01:10.028
6	1:01.303	+3.252	16:02:11.331
7	1:04.056	+6.005	16:03:15.387
8	1:00.745	+2.694	16:04:16.132
9	1:00.019	+1.968	16:05:16.151
10	58.367	+0.316	16:06:14.518

Lap	Lap Tm	Diff	Time of Day
(15) Marcos Garcia Montoya			
1			15:57:01.528
2	51.108	+0.423	15:57:52.636
3	50.705	+0.020	15:58:43.341
4	50.685		15:59:34.026
5	50.791	+0.106	16:00:24.817
6	51.545	+0.860	16:01:16.362
7	51.330	+0.645	16:02:07.692
8	1:57.302	+1:06.617	16:04:04.994

Jefe de cronometraje

Orbits

Provisional

Los Comisarios Deportivos

El Director de Carrera

El Cronametrador

Definitiva

Hora:

Hora:

Hora:

IV Open Velocidad Motorland

Clasificado por vueltas

Minimotos

Motorland, Karting 1,672 km

2ª Carrera

20/07/2013 17:20

Carrera (12 Vueltas) iniciado a 17:19:25

Pos.	Nº	Nombre	Vits.	Dif. 1º	Total Tº	Mejor Tm	En Vit.	Clase
1	26	Hugo Rodríguez del Amo	12		10:15.326	50.190	4	Minimotos
2	21	Gonzalo Villalba Gallego	12	6.565	10:21.891	50.729	11	Minimotos
3	15	Marcos Garcia Montoya	12	8.729	10:24.055	50.333	6	Minimotos
4	3	Hugo Benito Valentin	12	8.856	10:24.182	50.929	6	Minimotos
5	14	Oscar Almonacil Carrero	12	9.752	10:25.078	51.108	6	Minimotos
6	28	Alejandro De Magan Flores	12	13.478	10:28.804	50.399	12	Minimotos
7	25	Iker García España	12	53.971	11:09.297	54.596	7	Minimotos
8	11	Borja Carrasco Alba	12	1:09.128	11:24.454	54.047	7	Minimotos
9	57	Daniel Domínguez López	11	1 Vuelta	10:43.242	55.558	7	Minimotos
10	88	Samuel Cuenca Pérez	11	1 Vuelta	11:08.590	55.550	7	Minimotos
11	119	José Pinedo Requena	10	2 Vueltas	10:26.813	57.808	4	Minimotos

No clasificado

NT	19	Rocío Gómez Requena	8	NT	7:15.077	52.671	2	Minimotos
----	----	---------------------	---	----	----------	--------	---	-----------

Notificaciones

#11 penalizado con 15" At. 8.2

Margin of Victory	Avg. Speed	Best Lap Tm	Best Spd	Best Lap by
6.565	117,386	50.190	119,928	26 - Hugo Rodríguez del Amo

Jefe de cronometraje

Orbits

Provisional

Los Comisarios Deportivos

El Director de Carrera

El Cronametrador

Definitiva

Hora:

Hora:

Hora:

IV Open Velocidad Motorland

Minimotos

Motorland, Karting 1,672 km

2ª Carrera

20/07/2013 17:20

Carrera (12 Vueltas) iniciado a 17:19:25

Lap	Lap Tm	Diff	Time of Day
(26) Hugo Rodríguez del Amo			
1			17:20:19.449
2	51.123	+0.933	17:21:10.572
3	51.073	+0.883	17:22:01.645
4	50.190		17:22:51.835
5	50.643	+0.453	17:23:42.478
6	50.888	+0.698	17:24:33.366
7	50.929	+0.739	17:25:24.295
8	51.127	+0.937	17:26:15.422
9	51.183	+0.993	17:27:06.605
10	51.430	+1.240	17:27:58.035
11	50.779	+0.589	17:28:48.814
12	51.711	+1.521	17:29:40.525

Lap	Lap Tm	Diff	Time of Day
(21) Gonzalo Villalba Gallego			
1			17:20:21.317
2	51.404	+0.675	17:21:12.721
3	51.654	+0.925	17:22:04.375
4	51.349	+0.620	17:22:55.724
5	51.750	+1.021	17:23:47.474
6	51.355	+0.626	17:24:38.829
7	51.815	+1.086	17:25:30.644
8	50.993	+0.264	17:26:21.637
9	51.456	+0.727	17:27:13.093
10	52.193	+1.464	17:28:05.286
11	50.729		17:28:56.015
12	51.075	+0.346	17:29:47.090

Lap	Lap Tm	Diff	Time of Day
(15) Marcos Garcia Montoya			
1			17:20:24.879
2	50.514	+0.181	17:21:15.393
3	50.504	+0.171	17:22:05.897
4	50.442	+0.109	17:22:56.339
5	51.140	+0.807	17:23:47.479
6	50.333		17:24:37.812
7	50.435	+0.102	17:25:28.247
8	50.334	+0.001	17:26:18.581
9	57.962	+7.629	17:27:16.543
10	50.693	+0.360	17:28:07.236
11	51.289	+0.956	17:28:58.525
12	50.729	+0.396	17:29:49.254

Lap	Lap Tm	Diff	Time of Day
(3) Hugo Benito Valentin			
1			17:20:20.962
2	51.337	+0.408	17:21:12.299
3	51.735	+0.806	17:22:04.034
4	51.433	+0.504	17:22:55.467
5	52.980	+2.051	17:23:48.447
6	50.929		17:24:39.376
7	52.502	+1.573	17:25:31.878
8	51.523	+0.594	17:26:23.401
9	51.453	+0.524	17:27:14.854
10	51.615	+0.686	17:28:06.469
11	51.769	+0.840	17:28:58.238
12	51.143	+0.214	17:29:49.381

Lap	Lap Tm	Diff	Time of Day
(14) Oscar Almonacil Carrero			
1			17:20:21.603
2	51.503	+0.395	17:21:13.106
3	51.614	+0.506	17:22:04.720
4	51.681	+0.573	17:22:56.401
5	52.373	+1.265	17:23:48.774
6	51.108		17:24:39.882
7	52.048	+0.940	17:25:31.930
8	51.526	+0.418	17:26:23.456

Lap	Lap Tm	Diff	Time of Day
9	51.645	+0.537	17:27:15.101
10	51.660	+0.552	17:28:06.761
11	51.986	+0.878	17:28:58.747
12	51.530	+0.422	17:29:50.277

Lap	Lap Tm	Diff	Time of Day
(28) Alejandro De Magan Flores			
1			17:20:20.378
2	50.746	+0.347	17:21:11.124
3	51.125	+0.726	17:22:02.249
4	50.404	+0.005	17:22:52.653
5	51.913	+1.514	17:23:44.566
6	51.829	+1.430	17:24:36.395
7	51.291	+0.892	17:25:27.686
8	50.748	+0.349	17:26:18.434
9	1:03.385	+12.986	17:27:21.819
10	50.748	+0.349	17:28:12.567
11	51.037	+0.638	17:29:03.604
12	50.399		17:29:54.003

Lap	Lap Tm	Diff	Time of Day
(25) Iker García España			
1			17:20:29.522
2	54.608	+0.012	17:21:24.130
3	55.303	+0.707	17:22:19.433
4	54.707	+0.111	17:23:14.140
5	54.971	+0.375	17:24:09.111
6	54.656	+0.060	17:25:03.767
7	54.596		17:25:58.363
8	55.451	+0.855	17:26:53.814
9	54.653	+0.057	17:27:48.467
10	55.969	+1.373	17:28:44.436
11	54.887	+0.291	17:29:39.323
12	55.173	+0.577	17:30:34.496

Lap	Lap Tm	Diff	Time of Day
(11) Borja Carrasco Alba			
1			17:20:28.204
2	54.600	+0.553	17:21:22.804
3	56.617	+2.570	17:22:19.421
4	55.458	+1.411	17:23:14.879
5	55.177	+1.130	17:24:10.056
6	54.926	+0.879	17:25:04.982
7	54.047		17:25:59.029
8	55.567	+1.520	17:26:54.596
9	54.840	+0.793	17:27:49.436
10	55.366	+1.319	17:28:44.802
11	54.729	+0.682	17:29:39.531
12	55.122	+1.075	17:30:34.653

Lap	Lap Tm	Diff	Time of Day
(57) Daniel Domínguez López			
1			17:20:33.924
2	57.178	+1.620	17:21:31.102
3	57.506	+1.948	17:22:28.608
4	55.796	+0.238	17:23:24.404
5	56.518	+0.960	17:24:20.922
6	55.601	+0.043	17:25:16.523
7	55.558		17:26:12.081
8	58.863	+3.305	17:27:10.944
9	1:00.609	+5.051	17:28:11.553
10	57.726	+2.168	17:29:09.279
11	59.162	+3.604	17:30:08.441

Lap	Lap Tm	Diff	Time of Day
(88) Samuel Cuenca Pérez			
1			17:20:51.091
2	1:00.068	+4.518	17:21:51.159
3	58.542	+2.992	17:22:49.701
4	1:00.840	+5.290	17:23:50.541
5	58.465	+2.915	17:24:49.006

Lap	Lap Tm	Diff	Time of Day
6	57.429	+1.879	17:25:46.435
7	55.550		17:26:41.985
8	59.099	+3.549	17:27:41.084
9	57.445	+1.895	17:28:38.529
10	58.250	+2.700	17:29:36.779
11	57.010	+1.460	17:30:33.789

Lap	Lap Tm	Diff	Time of Day
(119) José Pinedo Requena			
1			17:20:36.731
2	1:00.699	+2.891	17:21:37.430
3	59.451	+1.643	17:22:36.881
4	57.808		17:23:34.689
5	1:02.596	+4.788	17:24:37.285
6	1:03.965	+6.157	17:25:41.250
7	1:00.031	+2.223	17:26:41.281
8	1:03.129	+5.321	17:27:44.410
9	1:02.856	+5.048	17:28:47.266
10	1:04.746	+6.938	17:29:52.012

Lap	Lap Tm	Diff	Time of Day
(19) Rocío Gómez Requena			
1			17:20:22.734
2	52.671		17:21:15.405
3	52.889	+0.218	17:22:08.294
4	53.449	+0.778	17:23:01.743
5	53.334	+0.663	17:23:55.077
6	54.181	+1.510	17:24:49.258
7	53.968	+1.297	17:25:43.226
8	57.050	+4.379	17:26:40.276

Jefe de cronometraje

Orbits

Provisional

Los Comisarios Deportivos

El Director de Carrera

El Cronametrador

Definitiva

Hora:

Hora:

Hora: