

COPA DE ESPAÑA DE VELOCIDAD Motorland Arag

Clásicas

Carrera (7 Vueltas, 35,5 km.)

Clasificación Revisada

Piloto	Nac	Equipo	Moto	Neumaticos	Vlts.	Tiempo	Dif.	Km/h	Mejor Vuelta			
									Vlt.	Tiempo	Km/h	
1	70 ANTONIO IRIZABAL RIVA	A.E.M.A.	AJR	C	7	17:14.870	-	123.6	3	2:25.548	125.6	
2	44 BERNARD TABARLY		BULTACO	C	7	17:25.126	+10.256	122.4	2	2:28.341	123.2	
3	21 JUAN MARTIN MARTIN	A.E.M.A.	DUCATI	AVON	C	7	17:37.193	+22.323	121.0	3	2:28.098	123.4
4	94 JOAQUIN ORTS CAÑIZARES	A.E.M.A.	BULTACO	CONTINENTAL	B	7	17:40.899	+26.029	120.6	6	2:29.764	122.0
5	17 MAXIMO LLAMEDO BLANCO	Mc. Villaviciosa	MATCHLES	AVON	C	7	17:43.621	+28.751	120.3	2	2:30.236	121.7
6	29 FRANCISCO SALLAS TERRADILLOS		DUCATI	B	7	17:49.307	+34.437	119.6	5	2:31.516	120.6	
7	9 ENRIQUE PEREZ ORTIZ	A.E.M.A.	MATCHLES	C	7	17:58.193	+43.323	118.7	4	2:32.520	119.8	
8	49 JUAN CID COBEÑA	A.E.M.A.	SEELEY	AVON	C	7	18:04.329	+49.459	118.0	6	2:32.765	119.6
9	37 ALBERTO MARQUINA BERTRAN	Mc Manresa	AJR	C	7	18:06.241	+51.371	117.8	7	2:33.244	119.3	
10	11 JOAN FABREGAT GRACIA	P.M.B.	BULTACO	DUNLOP	C	7	18:13.784	+58.914	117.0	6	2:33.776	118.9
11	14 FREDERIC VAN DER HOEVEN	P.M.B.	AJR	DUNLOP	C	7	18:13.912	+59.042	117.0	7	2:32.993	119.5
12	86 LLUIS MENGUAL DIGON	A.E.M.A.	BULTACO	AVON	C	7	18:30.049	+1:15.179	115.3	4	2:36.173	117.0
13	43 ALBERTO PERTEJO ALONSO		BULTACO	B	7	18:49.204	+1:34.334	113.3	2	2:38.885	115.0	
14	96 JOSE ANDREU MARTINEZ	A.E.M.A.	BULTACO	CONTINENTAL	B	7	18:52.714	+1:37.844	113.0	5	2:39.070	114.9
15	23 MANUEL GOMEZ VALLECILLOS	A.E.M.A.	MONTESA	DUNLOP	B	7	18:54.634	+1:39.764	112.8	7	2:39.951	114.3
16	95 ANTONIO ALONSO FUSTER	A.E.M.A.	BULTACO	B	7	18:54.806	+1:39.936	112.7	7	2:40.239	114.1	
17	10 GREGORIO CAÑIZARES SANCHEZ	MC Alicante	BULTACO	CONTINENTAL	B	7	19:07.821	+1:52.959	111.5	2	2:41.605	113.1
18	27 RAMON ZAPATER CANALES	A.E.M.A.	DUCATI	AVON	C	7	19:30.398	+2:15.528	109.3	4	2:43.392	111.9
19	56 JUAN CANTON YIAGUE	A.E.M.A.	MONTESA	DUNLOP	B	7	19:43.410	+2:28.540	108.1	2	2:46.901	109.5
20	76 JAVIER OTERO ALVAREZ	C. M. Club Ciribón	YAMAHA	-----	C	7	19:43.904	+2:29.034	108.1	6	2:45.609	110.4
21	47 JESUS BARAJAS SUAREZ	A.E.M.A.	BULTACO	AVON	B	7	19:44.727	+2:29.857	108.0	2	2:46.394	109.8
22	164 JESUS JIMENEZ NAVASCUES	C. M. Club Ciribón	YAMAHA	BRIGESTONE	C	7	30:12.867	+12:57.997	70.6	5	2:49.669	107.7
23	48 JOAQUIN FERNANDEZ BEL	Mc Manresa	DUCATI	DUNLOP	C	6	17:22.952	1 Lap	105.1	4	2:50.381	107.3
24	51 CARLOS SOLA ANDREU	M.C. Alfaro	BULTACO	B	6	17:27.346	1 Lap	104.7	2	2:53.568	105.3	
25	75 ALVARO HERRERO GONZALEZ	A.E.M.A.	DUCATI	B	6	17:29.898	1 Lap	104.5	6	2:52.078	106.2	
26	36 VENANCIO SOUTO ROMAN		BSA	AVON	C	6	17:57.399	1 Lap	101.8	3	2:55.387	104.2
27	147 FERNANDO CARRERA BLECUA	Pm. Oscense	MONTESA	AVON	C	6	19:26.949	1 Lap	94.0	3	3:03.127	99.8
28	28 ENRIQUE CHIVITE NAVASCUES	C. M. Club Ciribón	YAMAHA	BRIGESTONE	C	6	19:46.115	1 Lap	92.5	5	3:13.536	94.4

No clasificados:

92 FRANCISCO MIRAPEIX COSTAS		BULTACO	DUNLOP	B	5	14:31.004			2	2:52.757	105.8
41 MOISES GIMENEZ ROIG	Ctat. Albaida	OSSA	DUNLOP	B	4	10:23.073			2	2:33.829	118.8
1 JUAN BULTO SAGNIER	A.E.M.A.	BULTACO	AVON	C	3	7:27.922			2	2:28.791	122.8
8 JOSE LORENTE GOMEZ	A.E.M.A.	MATCHLES	AVON	C	1	4:04.222					
7 SANTIAGO JOANIQUET LARRAÑAGA		AJR		C							
35 TOMAS CARDEÑA TIRADO	A.E.M.A.	DUCATI		B							
64 JUAN MARTINEZ ORTOLA		MONTESA		B							
71 THOMAS THOMSON		NORTON		C							

No salidos

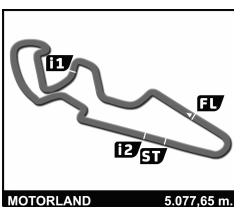
19 JOSE MARTINEZ MARTINEZ	Nogalte Mc	BULTACO	AVON	B							
26 GINES LOPEZ TEJEDOR	Nogalte Mc	BULTACO	AVON	B							
97 JESUS ARTIAGA IBAÑEZ	A.D. Aragon Sport	YAMAHA		C							

Pole			
	A. IRIZABAL RIVA	2:25.666	125.5 Kph
Vuelta Rápida	Vlt. 3 ANTONIO IRIZABAL RIVA	2:25.548	125.6 Kph

Hora de publicación:

Estado de pista: **SECO**

Comisarios deportivos:	Cronometrador:
------------------------	----------------



Clásicas

COPA DE ESPAÑA DE VELOCIDAD Motorland Aragón

Carrera

Clasificación Revisada de privados

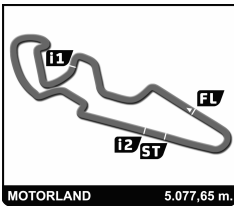
Nº	Piloto	Nac	Equipo	Moto	Neumáticos	Vlts.	Tiempo	Diff.	Km/h	Mejor Vuelta		
										Vlt.	Tiempo	Km/h
Clásicas B												
1	94 JOAQUIN ORTS CAÑIZARES		A.E.M.A.	BULTACO	CONTINENTAL	7	17:40.899		120.6	6	2:29.764	122.0
2	29 FRANCISCO SALLAS TERRADILLOS			DUCATI		7	17:49.307	+8.408	119.6	5	2:31.516	120.6
3	43 ALBERTO PERTEJO ALONSO			BULTACO		7	18:49.204	+108.305	113.3	2	2:38.885	115.0
4	96 JOSE ANDREU MARTINEZ		A.E.M.A.	BULTACO	CONTINENTAL	7	18:52.714	+111.815	113.0	5	2:39.070	114.9
5	23 MANUEL GOMEZ VALLECILLOS		A.E.M.A.	MONTESA	DUNLOP	7	18:54.634	+113.735	112.8	7	2:39.951	114.3
6	95 ANTONIO ALONSO FUSTER		A.E.M.A.	BULTACO		7	18:54.806	+113.907	112.7	7	2:40.239	114.1
7	10 GREGORIO CAÑIZARES SANCHEZ		MC Alicante	BULTACO	CONTINENTAL	7	19:07.829	+126.930	111.5	2	2:41.605	113.1
8	56 JUAN CANTON YIAGUE		A.E.M.A.	MONTESA	DUNLOP	7	19:43.410	+202.511	108.1	2	2:46.901	109.5
9	47 JESUS BARAJAS SUAREZ		A.E.M.A.	BULTACO	AVON	7	19:44.727	+203.828	108.0	2	2:46.394	109.8
10	51 CARLOS SOLA ANDREU		M.C. Alfaro	BULTACO		6	17:27.346	1 Laps	104.7	2	2:53.568	105.3
11	75 ALVARO HERRERO GONZALEZ		A.E.M.A.	DUCATI		6	17:29.898	1 Laps	104.5	6	2:52.078	106.2
No clasificados:												
92	FRANCISCO MIRAPEIX COSTAS			BULTACO	DUNLOP	5	14:31.004	2 Laps	104.9	2	2:52.757	105.8
41	MOISES GIMENEZ ROIG		Ctat. Albaida	OSSA	DUNLOP	4	10:23.073	3 Laps	117.3	2	2:33.829	118.8
35	TOMAS CARDEÑA TIRADO		A.E.M.A.	DUCATI				7 Laps	0.0			
64	JUAN MARTINEZ ORTOLA			MONTESA				7 Laps	0.0			
No salidos												
19	JOSE MARTINEZ MARTINEZ		Nogalte Mc	BULTACO	AVON			7 Laps	0.0			
26	GINES LOPEZ TEJEDOR		Nogalte Mc	BULTACO	AVON			7 Laps	0.0			
Clásicas C												
1	70 ANTONIO IRIZABAL RIVA		A.E.M.A.	AJR		7	17:14.870		123.6	3	2:25.548	125.6
2	44 BERNARD TABARLY			BULTACO		7	17:25.126	+10.256	122.4	2	2:28.341	123.2
3	21 JUAN MARTIN MARTIN		A.E.M.A.	DUCATI	AVON	7	17:37.193	+22.323	121.0	3	2:28.098	123.4
4	17 MAXIMO LLAMEDO BLANCO		Mc. Villaviciosa	MATCHLES	AVON	7	17:43.621	+28.751	120.3	2	2:30.236	121.7
5	9 ENRIQUE PEREZ ORTIZ		A.E.M.A.	MATCHLES		7	17:58.193	+43.323	118.7	4	2:32.520	119.8
6	49 JUAN CID COBEÑA		A.E.M.A.	SEELEY	AVON	7	18:04.329	+49.459	118.0	6	2:32.765	119.6
7	37 ALBERTO MARQUINA BERTRAN		Mc Manresa	AJR		7	18:06.241	+51.371	117.8	7	2:33.244	119.3
8	11 JOAN FABREGAT GRACIA		P.M.B.	BULTACO	DUNLOP	7	18:13.784	+58.914	117.0	6	2:33.776	118.9
9	14 FREDERIC VAN DER HOEVEN		P.M.B.	AJR	DUNLOP	7	18:13.912	+59.042	117.0	7	2:32.993	119.5
10	86 LLUIS MENGUAL DIGON		A.E.M.A.	BULTACO	AVON	7	18:30.049	+115.179	115.3	4	2:36.173	117.0
11	27 RAMON ZAPATER CANALES		A.E.M.A.	DUCATI	AVON	7	19:30.398	+215.528	109.3	4	2:43.392	111.9
12	76 JAVIER OTERO ALVAREZ		C. M. Club Círbón	YAMAHA	7	19:43.904	+229.034	108.1	6	2:45.609	110.4
13	164 JESUS JIMENEZ NAVASCUES		C. M. Club Círbón	YAMAHA	BRIGESTONE	7	30:12.867	+1257.997	70.6	5	2:49.669	107.7
14	48 JOAQUIN FERNANDEZ BEL		Mc Manresa	DUCATI	DUNLOP	6	17:22.952	1 Laps	105.1	4	2:50.381	107.3
15	36 YENANCIO SOUTO ROMAN			BSA	AVON	6	17:57.399	1 Laps	101.8	3	2:55.387	104.2
16	147 FERNANDO CARRERA BLECUA		Pm. Oscense	MONTESA	AVON	6	19:26.949	1 Laps	94.0	3	3:03.127	99.8
17	28 ENRIQUE CHIVITE NAVASCUES		C. M. Club Círbón	YAMAHA	BRIGESTONE	6	19:46.115	1 Laps	92.5	5	3:13.536	94.4
No clasificados:												
1	JUAN BULTO SAGNIER		A.E.M.A.	BULTACO	AVON	3	7:27.922	4 Laps	122.4	2	2:28.791	122.8
8	JOSE LORENTE GOMEZ		A.E.M.A.	MATCHLES	AVON	1	4:04.222	6 Laps	74.8			
7	SANTIAGO JOANUQUET LARRAÑAGA			AJR				7 Laps	0.0			
71	THOMAS THOMSON			NORTON				7 Laps	0.0			
No salidos												
97	JESUS ARTIAGA IBAÑEZ		A.D. Aragon Sport	YAMAHA				7 Laps	0.0			

Hora publicación:

Estado de pista:

SECO

Comisarios deportivos:	Cronometrador:
------------------------	----------------



Clásicas COPA DE ESPAÑA DE VELOCIDAD Motorland Aragón

Carrera

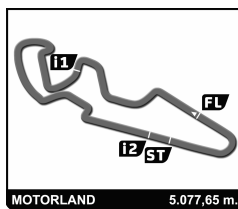
Planing

MOTORLAND 5.077,65 m.

VUELTA

Nº	Pos	Pts	1	2	3	4	5	6	7
70	1	70	1	70	70	70	70	70	70
1	2	1	70	44	21	44	44	44	44
44	3	44	44	1	1	21	21	21	21
21	4	21	21	21	44	17	17	94	94
17	5	17	94	94	17	94	94	17	17
94	6	94	17	17	94	29	29	29	29
7	7	7	29	29	29	9	9	9	9
37	8	37	9	9	9	41	49	49	49
29	9	29	11	41	37	37	37	37	37
9	10	9	37	37	41	49	11	11	11
14	11	14	41	49	49	11	14	14	14
49	12	49	49	11	11	14	86	86	86
11	13	11	43	43	14	86	43	43	43
86	14	86	86	14	86	43	96	96	96
41	15	41	14	86	43	23	23	95	23
43	16	43	10	10	10	96	95	23	95
96	17	96	96	96	96	10	10	10	10
95	18	95	95	95	23	95	27	27	27
10	19	10	23	23	95	47	47	47	56
23	20	23	51	56	56	56	56	56	76
92	21	92	56	47	47	27	76	76	47
47	22	47	92	51	27	76	164	164	
27	23	27	47	92	76	164	51	48	
51	24	51	164	27	92	92	48	51	
56	25	56	76	76	51	51	92	75	
71	26	71	27	164	164	48	75	36	
147	27	147	48	48	48	75	36	147	
76	28	76	75	75	75	36	147	28	
36	29	36	36	36	36	147	28		
164	30	164	28	28	28	28			
19	31	19	147	147	147				
35	32	35	8						
75	33	75							
64	34	64							
48	35	48							
97	36	97							
8	37	8							
26	38	26							
28	39	28							



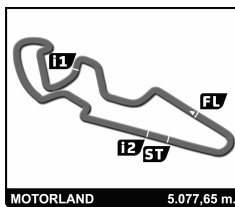


Clásicas COPA DE ESPAÑA DE VELOCIDAD Motorland Aragón Carrera

Mejores tiempos de sector

SECTOR 1			SECTOR 2		SECTOR 3		Pos	Piloto	Vuelta Ideal	Mejor Vuelta
Pos	Piloto	Tiempo	Piloto	Tiempo	Piloto	Tiempo				
1	70 A.IRIZABAL RIVA	41.171	70 A.IRIZABAL RIVA	1:18.062	44 B.TABARLY	26.145	1	70 A.IRIZABAL RIVA	2:25.381	2:25.548 (1)
2	44 B.TABARLY	41.741	1 J.BULTO SAGNIER	1:18.927	70 A.IRIZABAL RIVA	26.148	2	21 J.MARTIN MARTIN	2:27.399	2:28.098 (2)
3	21 J.MARTIN MARTIN	41.791	21 J.MARTIN MARTIN	1:19.265	21 J.MARTIN MARTIN	26.343	3	1 J.BULTO SAGNIER	2:27.767	2:28.791 (4)
4	1 J.BULTO SAGNIER	41.911	44 B.TABARLY	1:20.057	29 F.SALLAS TERRADILLOS	26.426	4	44 B.TABARLY	2:27.943	2:28.341 (3)
5	94 J.ORTS CAÑIZARES	42.122	94 J.ORTS CAÑIZARES	1:20.166	17 M.LLAMEDO BLANCO	26.434	5	94 J.ORTS CAÑIZARES	2:28.871	2:29.764 (5)
6	17 M.LLAMEDO BLANCO	42.367	29 F.SALLAS TERRADILLOS	1:20.400	94 J.ORTS CAÑIZARES	26.583	6	17 M.LLAMEDO BLANCO	2:29.603	2:30.236 (6)
7	9 E.PEREZ ORTIZ	42.963	17 M.LLAMEDO BLANCO	1:20.802	49 J.CID COBEÑA	26.663	7	29 F.SALLAS TERRADILLOS	2:30.013	2:31.516 (7)
8	37 A.MARQUINA BERTRAN	43.092	9 E.PEREZ ORTIZ	1:21.544	14 F.VAN DER HOEVEN	26.779	8	9 E.PEREZ ORTIZ	2:31.630	2:32.520 (8)
9	29 F.SALLAS TERRADILLOS	43.187	41 M.GIMENEZ ROIG	1:21.699	1 J.BULTO SAGNIER	26.929	9	37 A.MARQUINA BERTRAN	2:32.327	2:33.244 (11)
10	49 J.CID COBEÑA	43.343	37 A.MARQUINA BERTRAN	1:21.814	11 J.FABREGAT GRACIA	26.980	10	49 J.CID COBEÑA	2:32.681	2:32.765 (9)
11	14 F.VAN DER HOEVEN	43.595	11 J.FABREGAT GRACIA	1:22.314	9 E.PEREZ ORTIZ	27.123	11	14 F.VAN DER HOEVEN	2:32.721	2:32.993 (10)
12	11 J.FABREGAT GRACIA	43.830	14 F.VAN DER HOEVEN	1:22.347	86 LMENGUAL DIGON	27.153	12	11 J.FABREGAT GRACIA	2:33.124	2:33.776 (12)
13	41 M.GIMENEZ ROIG	44.002	49 J.CID COBEÑA	1:22.675	37 A.MARQUINA BERTRAN	27.421	13	41 M.GIMENEZ ROIG	2:33.344	2:33.829 (13)
14	86 LMENGUAL DIGON	44.585	86 LMENGUAL DIGON	1:23.755	41 M.GIMENEZ ROIG	27.643	14	86 L.MENGUAL DIGON	2:35.493	2:36.173 (14)
15	43 A.PERTEJO ALONSO	44.752	43 A.PERTEJO ALONSO	1:24.637	96 J.ANDREU MARTINEZ	28.087	15	43 A.PERTEJO ALONSO	2:38.476	2:38.885 (15)
16	96 J.ANDREU MARTINEZ	45.204	23 M.GOMEZ VALLECILLOS	1:25.317	10 G.CAÑIZARES SANCHEZ	28.333	16	96 J.ANDREU MARTINEZ	2:39.002	2:39.070 (16)
17	10 G.CAÑIZARES SANCHEZ	45.293	95 A.ALONSO FUSTER	1:25.380	95 A.ALONSO FUSTER	28.373	17	95 A.ALONSO FUSTER	2:39.296	2:40.239 (18)
18	95 A.ALONSO FUSTER	45.543	96 J.ANDREU MARTINEZ	1:25.711	23 M.GOMEZ VALLECILLOS	28.429	18	23 M.GOMEZ VALLECILLOS	2:39.303	2:39.951 (17)
19	23 M.GOMEZ VALLECILLOS	45.557	10 G.CAÑIZARES SANCHEZ	1:26.727	27 R.ZAPATER CANALES	28.716	19	10 G.CAÑIZARES SANCHEZ	2:40.353	2:41.605 (19)
20	27 R.ZAPATER CANALES	46.395	27 R.ZAPATER CANALES	1:27.057	43 A.PERTEJO ALONSO	29.087	20	27 R.ZAPATER CANALES	2:42.168	2:43.392 (20)
21	47 J.BARAJAS SUAREZ	46.893	51 C.SOLA ANDREU	1:27.352	76 J.OTERO ALVAREZ	29.111	21	47 J.BARAJAS SUAREZ	2:44.229	2:46.394 (22)
22	56 J.CANTON YIAGUE	47.142	47 J.BARAJAS SUAREZ	1:28.129	47 J.BARAJAS SUAREZ	29.207	22	56 J.CANTON YIAGUE	2:45.151	2:46.901 (23)
23	76 J.OTERO ALVAREZ	47.437	56 J.CANTON YIAGUE	1:28.284	56 J.CANTON YIAGUE	29.725	23	51 C.SOLA ANDREU	2:45.151	2:53.568 (28)
24	48 J.FERNANDEZ BEL	47.482	76 J.OTERO ALVAREZ	1:29.061	51 C.SOLA ANDREU	29.963	24	76 J.OTERO ALVAREZ	2:45.609	2:45.609 (21)
25	164 J.JIMENEZ NAVASCUES	47.771	92 F.MIRAPEIX COSTAS	1:29.083	164 J.JIMENEZ NAVASCUES	30.237	25	164 J.JIMENEZ NAVASCUES	2:49.264	2:49.669 (24)
26	51 C.SOLA ANDREU	47.836	48 J.FERNANDEZ BEL	1:31.157	75 A.HERRERO GONZALEZ	30.561	26	48 J.FERNANDEZ BEL	2:49.764	2:50.381 (25)
27	75 A.HERRERO GONZALEZ	49.071	164 J.JIMENEZ NAVASCUES	1:31.256	92 F.MIRAPEIX COSTAS	30.741	27	92 F.MIRAPEIX COSTAS	2:50.140	2:52.757 (27)
28	36 V.SOUTO ROMAN	49.546	75 A.HERRERO GONZALEZ	1:31.601	48 J.FERNANDEZ BEL	31.125	28	75 A.HERRERO GONZALEZ	2:51.233	2:52.078 (26)
29	92 F.MIRAPEIX COSTAS	50.316	36 V.SOUTO ROMAN	1:33.721	36 V.SOUTO ROMAN	31.626	29	36 V.SOUTO ROMAN	2:54.893	2:55.387 (29)
30	147 F.CARRERA BLECUA	52.160	147 F.CARRERA BLECUA	1:36.741	147 F.CARRERA BLECUA	34.110	30	147 F.CARRERA BLECUA	3:03.011	3:03.127 (30)
31	28 E.CHIVITE NAVASCUES	56.016	28 E.CHIVITE NAVASCUES	1:42.493	28 E.CHIVITE NAVASCUES	34.362	31	28 E.CHIVITE NAVASCUES	3:12.871	3:13.536 (31)





Clásicas

COPA DE ESPAÑA DE VELOCIDAD Motorland Aragón

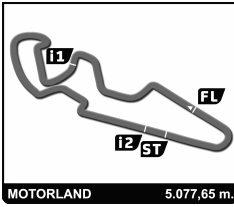
Después de Carrera

MOTORLAND 5.077,65 m.

Velocidad máxima del evento

Piloto	Equipo	Moto	V. Max	Vlt.	Sesión
7	SANTIAGO JOANQUET LABRAGA	AJR	C	194.2	6 Entrenamientos Oficiales 2
49	JUAN CID COBEÑA	A.E.M.A.	C	189.1	1 Carrera
17	MAXIMO LLAMEDO BLANCO	Mc. Villaviciosa	C	186.2	1 Carrera
27	RAMON ZAPATER CANALES	A.E.M.A.	C	185.9	2 Carrera
71	THOMAS THOMSON	NORTON	C	185.2	2 Entrenamientos Oficiales 2
21	JUAN MARTIN MARTIN	A.E.M.A.	C	184.9	7 Entrenamientos Oficiales 2
70	ANTONIO IRIZABAL RIVA	A.E.M.A.	C	184.9	6 Entrenamientos Oficiales 1
86	LLUIS MENGUAL DIGON	A.E.M.A.	C	184.3	7 Entrenamientos Oficiales 2
11	JOAN FABREGAT GRACIA	P.M.B.	C	183.7	2 Entrenamientos Oficiales 2
9	ENRIQUE PEREZ ORTIZ	A.E.M.A.	C	183.1	8 Entrenamientos Oficiales 2
44	BERNARD TABARLY	BULTACO	C	183.1	7 Entrenamientos Oficiales 2
14	FREDERIC VAN DER HORVEN	P.M.B.	C	182.1	2 Entrenamientos Oficiales 2
1	JUAN BULTO SAGNIER	A.E.M.A.	C	180.3	2 Entrenamientos Oficiales 2
29	FRANCISCO SALLAS TERRADILLOS	DUCATI	B	180.0	7 Entrenamientos Oficiales 2
47	JESUS BARAJAS SUAREZ	A.E.M.A.	B	177.3	1 Entrenamientos Oficiales 2
8	JOSE LORENTE GOMEZ	A.E.M.A.	C	176.2	2 Entrenamientos Oficiales 2
10	GREGORIO CAÑIZARES SANCHEZ	MC Alicante	B	175.9	1 Carrera
94	JOAQUIN ORTIS CAÑIZARES	A.E.M.A.	B	175.3	1 Entrenamientos Oficiales 2
56	JUAN CANTON YIAGUE	A.E.M.A.	B	173.4	2 Entrenamientos Oficiales 2
96	JOSE ANDREU MARTINEZ	A.E.M.A.	B	173.1	1 Entrenamientos Oficiales 2
37	ALBERTO MARQUINA BERTRAN	Mc Manresa	C	172.5	2 Entrenamientos Oficiales 2
95	ANTONIO ALONSO FUSTER	A.E.M.A.	B	169.8	3 Entrenamientos Oficiales 2
164	JESUS JIMENEZ NAVASCUES	C. M. Club Círbón	C	169.0	2 Entrenamientos Oficiales 2
43	ALBERTO PERTEJO ALONSO	BULTACO	B	168.5	8 Entrenamientos Oficiales 2
76	JAVIER OTERO ALVAREZ	C. M. Club Círbón	C	167.7	4 Carrera
36	VENANCIO SOUTO ROMAN	BSA	C	167.4	3 Entrenamientos Oficiales 2
41	MOISES GIMENEZ ROIG	Ctat. Albaida	B	166.7	1 Carrera
51	CARLOS SOLA ANDREU	M.C. Alfaro	B	166.7	1 Carrera
23	MANUEL GOMEZ VALLECILLOS	A.E.M.A.	B	166.4	1 Carrera
64	JUAN MARTINEZ ORTOLA	MONTESA	B	161.9	1 Entrenamientos Oficiales 2
147	FERNANDO CARRERA BLECUA	Pm. Oscense	C	160.0	2 Entrenamientos Oficiales 2
67	BLAS SANCHEZ CANO	A.E.M.A.	B	159.1	3 Entrenamientos Oficiales 1
26	GINES LOPEZ TEJEDOR	Nogalte Mc	B	157.9	1 Entrenamientos Oficiales 2
97	JESUS ARTIAGA IBÁÑEZ	A.D. Aragon Sport	C	154.1	2 Entrenamientos Oficiales 2
92	FRANCISCO MIRAPEIX COSTAS	BULTACO	B	153.8	2 Entrenamientos Oficiales 2
75	ALVARO HERRERO GONZALEZ	A.E.M.A.	B	152.5	1 Carrera
19	JOSE MARTINEZ MARTINEZ	Nogalte Mc	B	151.7	6 Entrenamientos Oficiales 2
35	TOMAS CARDEÑA TIRADO	A.E.M.A.	B	151.7	5 Entrenamientos Oficiales 1
28	ENRIQUE CHIVITE NAVASCUES	C. M. Club Círbón	C	151.0	4 Entrenamientos Oficiales 1
48	JOAQUIN FERNANDEZ BEL	Mc Manresa	C	142.1	5 Carrera





Clásicas

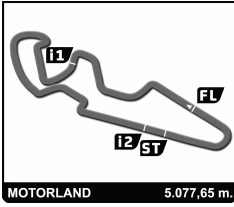
COPA DE ESPAÑA DE VELOCIDAD Motorland Aragón

Carrera

Secuencia de vueltas rápidas

Tiempo de sesión	Piloto	Equipo	Moto	Neumaticos	Tiempo	km/h	Vlt.
4:57.347	70 ANTONIO IRIZABAL RIVA	A.E.M.A.	AJR	C	2:27.330	124.1	2
7:22.895	70 ANTONIO IRIZABAL RIVA	A.E.M.A.	AJR	C	2:25.548	125.6	3





Clásicas

COPA DE ESPAÑA DE VELOCIDAD Motorland Aragón

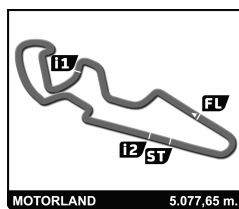
Carrera

Tiempos por vuelta

Piloto Doblado

Nº	Tiempo	Dif.	Nº	Tiempo	Dif.	Nº	Tiempo	Dif.	Nº	Tiempo	Dif.	Nº	Tiempo	Dif.
Vuelta 1														
1	2:29.934		47	2:46.394	42.325	11	2:34.846	37.774	29	2:31.562	28.807			
70	2:30.017	0.083	51	2:53.568	45.699	14	2:34.495	42.923	9	2:32.562	39.742			
44	2:30.236	0.302	92	2:52.757	48.505	86	2:36.173	47.301	49	2:32.765	45.435			
21	2:31.487	1.553	27	2:46.244	48.726	43	2:40.521	52.802	37	2:33.638	47.206			
94	2:32.994	3.060	76	2:50.521	49.261	23	2:40.216	1'00.970	11	2:33.776	51.402			
17	2:34.152	4.218	164	2:50.734	49.305	96	2:41.845	1'02.374	14	2:33.204	55.128			
29	2:34.225	4.291	48	2:52.996	1'00.580	10	2:42.860	1'03.135	86	2:37.864	1'07.257			
9	2:37.013	7.079	75	2:52.235	1'01.295	95	2:40.266	1'03.494	43	2:42.632	1'20.908			
11	2:38.829	8.895	36	2:58.119	1'07.977	47	2:46.755	1'22.827	96	2:40.629	1'26.353			
37	2:39.123	9.189	28	3:17.225	1'47.177	56	2:49.148	1'23.841	95	2:40.473	1'28.776			
41	2:39.530	9.596	147	3:06.870	2'09.895	27	2:43.392	1'24.438	23	2:42.410	1'28.892			
49	2:40.889	10.955	Vuelta 3			76	2:47.553	1'33.720	10	2:45.813	1'34.883			
43	2:44.377	14.443	70	2:25.548		164	2:51.196	1'42.603	147	3:05.953	1 Lap			
86	2:44.974	15.040	21	2:28.098	4.861	92	2:55.064	1'43.942	28	3:13.536	1 Lap			
14	2:45.534	15.600	1	2:29.197	5.027	51	2:53.921	1'44.352	27	2:44.504	1'58.176			
10	2:46.716	16.782	44	2:29.693	5.375	48	2:50.381	1'50.211	47	2:47.139	2'03.472			
96	2:47.437	17.503	44	2:29.693	5.375	75	2:52.298	1'54.193	56	2:49.949	2'08.206			
95	2:47.595	17.661	17	2:30.748	12.241	36	3:01.661	2'12.301	76	2:45.609	2'10.992			
23	2:48.757	18.823	94	2:31.919	12.707	Vuelta 5			164	2:50.927	2'27.479			
51	2:49.478	19.544	29	2:32.719	16.883	70	2:27.016		Vuelta 7					
56	2:50.530	20.596	9	2:34.615	23.808	44	2:28.545	9.350	70	2:29.079				
92	2:53.095	23.161	37	2:33.619	24.192	21	2:32.259	14.584	48	2:52.182	1 Lap			
47	2:53.278	23.344	41	2:34.303	24.767	17	2:32.294	22.867	44	2:29.487	10.256			
164	2:55.918	25.984	49	2:34.624	28.284	94	2:32.369	23.752	51	2:56.675	1 Lap			
76	2:56.087	26.153	11	2:36.076	30.104	29	2:31.516	25.949	75	2:52.078	1 Lap			
27	2:59.829	29.895	14	2:35.038	35.604	9	2:33.748	35.884	21	2:32.605	22.323			
48	3:04.931	34.997	86	2:36.966	38.304	49	2:33.304	41.374	94	2:30.296	26.029			
75	3:06.407	36.473	43	2:39.090	39.457	37	2:35.893	42.272	17	2:31.905	28.751			
36	3:07.205	37.271	10	2:42.025	47.451	11	2:35.572	46.330	29	2:34.709	34.437			
28	3:27.299	57.365	96	2:41.862	47.705	14	2:34.721	50.628	36	2:59.506	1 Lap			
147	4:00.372	1'30.438	23	2:40.662	47.930	86	2:37.812	58.097	9	2:32.660	43.323			
8	4:04.222	1'34.288	95	2:43.771	50.404	147	3:04.838	1 Lap	49	2:33.103	49.459			
Vuelta 2			47	2:46.471	1'03.248	28	3:18.918	1 Lap	37	2:33.244	51.371			
70	2:27.330		27	2:45.044	1'08.222	43	2:41.194	1'06.980	11	2:36.591	58.914			
44	2:28.341	1.230	76	2:49.630	1'13.343	96	2:39.070	1'14.428	14	2:32.993	59.042			
1	2:28.791	1.378	92	2:53.097	1'16.054	23	2:41.232	1'15.186	86	2:37.001	1'15.179			
21	2:28.171	2.311	51	2:57.456	1'17.607	95	2:40.529	1'17.007	43	2:42.505	1'34.334			
94	2:30.689	6.336	164	2:54.826	1'18.583	10	2:41.655	1'17.774	96	2:40.570	1'37.844			
17	2:30.236	7.041	48	2:51.974	1'27.006	27	2:44.954	1'42.376	23	2:39.951	1'39.764			
29	2:32.834	9.712	75	2:53.324	1'29.071	47	2:49.226	1'45.037	95	2:40.239	1'39.936			
9	2:35.075	14.741	36	2:55.387	1'37.816	56	2:50.136	1'46.961	10	2:47.155	1'52.959			
41	2:33.829	16.012	Vuelta 4			76	2:47.383	1'54.087	147	3:05.789	1 Lap			
37	2:34.345	16.121	70	2:27.176		164	2:49.669	2'05.256	27	2:46.431	2'15.528			
49	2:35.666	19.208	44	2:29.622	7.821	51	2:56.248	2'13.584	56	2:49.413	2'28.540			
11	2:38.094	19.576	28	3:14.161	1 Lap	48	2:50.488	2'13.683	76	2:47.121	2'29.034			
43	2:38.885	25.915	21	2:31.656	9.341	92	2:56.991	2'13.917	47	2:55.464	2'29.857			
14	2:37.927	26.114	17	2:32.524	17.589	75	2:53.556	2'20.733	28	3:14.976	1 Lap			
86	2:39.259	26.886	94	2:32.868	18.399	Vuelta 6								
10	2:41.605	30.974	147	3:03.127	1 Lap	70	2:28.704							
96	2:41.301	31.391	29	2:31.742	21.449	44	2:29.202	9.848						
95	2:41.933	32.181	9	2:32.520	29.152	36	2:55.521	1 Lap						
23	2:41.406	32.816	41	2:35.411	33.002	21	2:32.917	18.797						
56	2:46.901	40.084	37	2:36.379	33.395	94	2:29.764	24.812						
			49	2:33.978	35.086	17	2:31.762	25.925						





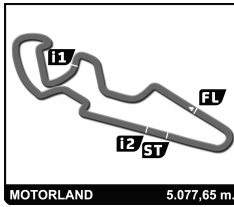
Clásicas COPA DE ESPAÑA DE VELOCIDAD Motorland Aragón

Carrera

Vuelta a vuelta

Vlt.	Tiempo	Sector 1	Sector 2	Sector 3	Km/h	T. Sesión	Vlt.	Tiempo	Sector 1	Sector 2	Sector 3	Km/h	T. Sesión				
1 JUAN BULTO SAGNIER A.E.M.A. BULTACO							3	2:30.748	42.487	1:21.368	26.893	121.2	7:35.136				
1	2:29.934	43.351	1:19.366	27.217	121.9	2:29.934	4	2:32.524	42.954	1:21.348	28.222	119.8	10:07.660				
2	2:28.791	42.848	1:18.927	27.016	122.8	4:58.725	5	2:32.294	43.275	1:21.920	27.099	120.0	12:39.954				
3	2:29.197	41.911	1:20.357	26.929	122.5	7:27.922	6	2:31.762	42.692	1:22.191	26.879	120.4	15:11.716				
8 JOSE LORENTE GOMEZ A.E.M.A. MATCHLES							7	2:31.905	42.670	1:21.830	27.405	120.3	17:43.621				
1	4:04.222 B	1:06.598	2:04.969	52.655	74.8	4:04.222	21 JUAN MARTIN MARTIN A.E.M.A. DUCATI										
9 ENRIQUE PEREZ ORTIZ A.E.M.A. MATCHLES							1	2:31.487	45.537	1:19.607	26.343	120.7	2:31.487				
1	2:37.013	47.480	1:22.365	27.168	116.4	2:37.013	2	2:28.171	42.424	1:19.265	26.482	123.4	4:59.658				
2	2:35.075	44.109	1:23.094	27.872	117.9	5:12.088	3	2:28.098	41.791	1:19.832	26.475	123.4	7:27.756				
3	2:34.615	43.779	1:23.667	27.169	118.2	7:46.703	4	2:31.656	44.422	1:20.097	27.137	120.5	9:59.412				
4	2:32.520	42.963	1:22.059	27.498	119.8	10:19.223	5	2:32.259	43.044	1:21.830	27.385	120.0	12:31.671				
5	2:33.748	44.328	1:21.877	27.543	118.9	12:52.971	6	2:32.917	43.210	1:21.682	28.025	119.5	15:04.588				
6	2:32.562	43.239	1:21.544	27.779	119.8	15:25.533	7	2:32.605	44.163	1:21.172	27.270	119.8	17:37.193				
7	2:32.660	43.644	1:21.893	27.123	119.7	17:58.193	23 MANUEL GOMEZ VALLECILLOS A.E.M.A. MONTESA										
10 GREGORIO CAÑIZARES SANCHEZ MC Alicante BULTACO							1	2:48.757	53.331	1:26.665	28.761	108.3	2:48.757				
1	2:46.716	51.054	1:27.329	28.333	109.6	2:46.716	2	2:41.406	46.615	1:26.027	28.764	113.2	5:30.163				
2	2:41.605	45.293	1:27.458	28.854	113.1	5:28.321	3	2:40.662	45.557	1:26.578	28.527	113.8	8:10.825				
3	2:42.025	46.061	1:26.727	29.237	112.8	8:10.346	4	2:40.216	45.854	1:25.480	28.882	114.1	10:51.041				
4	2:42.860	46.203	1:27.545	29.112	112.2	10:53.206	5	2:41.232	46.094	1:26.709	28.429	113.4	13:32.273				
5	2:41.655	45.808	1:27.024	28.823	113.1	13:34.861	6	2:42.410	46.252	1:27.573	28.585	112.5	16:14.683				
6	2:45.813	46.815	1:27.918	31.080	110.2	16:20.674	7	2:39.951	46.020	1:25.317	28.614	114.3	18:54.634				
7	2:47.155	47.887	1:29.466	29.802	109.3	19:07.829	27 RAMON ZAPATER CANALES A.E.M.A. DUCATI										
11 JOAN FABREGAT GRACIA P.M.B. BULTACO							1	2:59.829	58.276	1:32.329	29.224	101.6	2:59.829				
1	2:38.829	48.326	1:23.523	26.980	115.1	2:38.829	2	2:46.244	47.713	1:28.439	30.092	109.9	5:46.073				
2	2:38.094	44.897	1:25.111	28.086	115.6	5:16.923	3	2:45.044	47.768	1:28.304	28.972	110.7	8:31.117				
3	2:36.076	44.286	1:23.971	27.819	117.1	7:52.999	4	2:43.392	46.395	1:28.281	28.716	111.9	11:14.509				
4	2:34.846	43.950	1:23.295	27.601	118.0	10:27.845	5	2:44.954	46.926	1:28.871	29.157	110.8	13:59.463				
5	2:35.572	44.084	1:24.021	27.467	117.5	13:03.417	6	2:44.504	47.894	1:27.057	29.553	111.1	16:43.967				
6	2:33.776	43.830	1:22.314	27.632	118.9	15:37.193	7	2:46.431	46.714	1:30.757	28.960	109.8	19:30.398				
7	2:36.591	44.802	1:24.165	27.624	116.7	18:13.784	28 ENRIQUE CHIVITE NAVASCUES C. M. Club Círbón YAMAHA										
14 FREDERIC VAN DER HOEVEN P.M.B. AJR							1	3:27.299	1:07.131	1:45.464	34.704	88.2	3:27.299				
1	2:45.534	52.883	1:25.314	27.337	110.4	2:45.534	2	3:17.225	56.540	1:44.935	35.750	92.7	6:44.524				
2	2:37.927	45.169	1:25.306	27.452	115.7	5:23.461	3	3:14.161	56.727	1:42.892	34.542	94.1	9:58.685				
3	2:35.038	44.098	1:23.690	27.250	117.9	7:58.499	4	3:18.918	57.736	1:45.661	35.521	91.9	13:17.603				
4	2:34.495	44.036	1:23.144	27.315	118.3	10:32.994	5	3:13.536	56.149	1:43.025	34.362	94.4	16:31.139				
5	2:34.721	44.315	1:23.295	27.111	118.1	13:07.715	6	3:14.976	56.016	1:42.493	36.467	93.7	19:46.115				
6	2:33.204	43.595	1:22.544	27.065	119.3	15:40.919	29 FRANCISCO SALILLAS TERRADILLOS DUCATI										
7	2:32.993	43.867	1:22.347	26.779	119.5	18:13.912	1	2:34.225	46.584	1:20.400	27.241	118.5	2:34.225				
17 MAXIMO LLAMEDO BLANCO Mc. Villaviciosa MATCHLES							2	2:32.834	43.573	1:22.177	27.084	119.6	5:07.059				
1	2:34.152	46.894	1:20.824	26.434	118.6	2:34.152	3	2:32.719	43.637	1:21.827	27.255	119.7	7:39.778				
2	2:30.236	42.367	1:20.802	27.067	121.7	5:04.388	4	2:31.742	43.565	1:21.404	26.773	120.4	10:11.520				

Mejor Personal Mejor de la sesión B Cruzando la línea de meta por el pit lane.



Clásicas

COPA DE ESPAÑA DE VELOCIDAD Motorland Aragón

Carrera

Vuelta a vuelta

■ Mejor Personal ■ Mejor de la sesión B Cruzando la línea de meta por el pit lane.

Vlt.	Tiempo	Sector 1	Sector 2	Sector 3	Km/h	T. Sesión
4	2:52.298	49.093	1:32.524	30.681	106.1	11:44.264
5	2:53.556	49.291	1:33.392	30.873	105.3	14:37.820
6	2:52.078	49.317	1:31.601	31.160	106.2	17:29.898

76	JAVIER OTERO ALVAREZ	C. M. Club Círbón	YAMAHA
-----------	-----------------------------	-------------------	--------

1	2:56.087	55.292	1:30.732	30.063	103.8	2:56.087
2	2:50.521	48.306	1:31.745	30.470	107.2	5:46.608
3	2:49.630	48.885	1:30.840	29.905	107.7	8:36.238
4	2:47.553	48.131	1:29.498	29.924	109.1	11:23.791
5	2:47.383	47.772	1:30.115	29.496	109.2	14:11.174
6	2:45.609	47.437	1:29.061	29.111	110.4	16:56.783
7	2:47.121	47.459	1:29.689	29.973	109.4	19:43.904

86	LLUIS MENGUAL DIGON	A.E.M.A.	BULTACO
-----------	----------------------------	----------	---------

1	2:44.974	50.864	1:25.207	28.903	110.8	2:44.974
2	2:39.259	45.551	1:25.287	28.421	114.8	5:24.233
3	2:36.966	45.176	1:24.382	27.408	116.4	8:01.199
4	2:36.173	44.585	1:24.014	27.574	117.0	10:37.372
5	2:37.812	45.231	1:23.755	28.826	115.8	13:15.184
6	2:37.864	44.873	1:24.951	28.040	115.8	15:53.048
7	2:37.001	45.978	1:23.870	27.153	116.4	18:30.049

92	FRANCISCO MIRAPEIX COSTAS		BULTACO
-----------	----------------------------------	--	---------

1	2:53.095	53.271	1:29.083	30.741	105.6	2:53.095
2	2:52.757	50.316	1:30.137	32.304	105.8	5:45.852
3	2:53.097	50.994	1:30.329	31.774	105.6	8:38.949
4	2:55.064	51.184	1:32.068	31.812	104.4	11:34.013
5	2:56.991	51.581	1:31.718	33.692	103.3	14:31.004

94	JOAQUIN ORTS CAÑIZARES	A.E.M.A.	BULTACO
-----------	-------------------------------	----------	---------

1	2:32.994	46.152	1:20.166	26.676	119.5	2:32.994
2	2:30.689	42.245	1:21.388	27.056	121.3	5:03.683
3	2:31.919	42.379	1:21.688	27.852	120.3	7:35.602
4	2:32.868	42.852	1:21.776	28.240	119.6	10:08.470
5	2:32.369	42.532	1:23.125	26.712	120.0	12:40.839
6	2:29.764	42.122	1:20.706	26.936	122.0	15:10.603
7	2:30.296	42.819	1:20.894	26.583	121.6	17:40.899

95	ANTONIO ALONSO FUSTER	A.E.M.A.	BULTACO
-----------	------------------------------	----------	---------

1	2:47.595	51.735	1:27.298	28.562	109.1	2:47.595
2	2:41.933	46.492	1:26.661	28.780	112.9	5:29.528
3	2:43.771	46.437	1:28.423	28.911	111.6	8:13.299
4	2:40.266	45.629	1:25.941	28.696	114.0	10:53.565
5	2:40.529	45.663	1:26.493	28.373	113.9	13:34.094
6	2:40.473	45.543	1:26.414	28.516	113.9	16:14.567
7	2:40.239	46.483	1:25.380	28.376	114.1	18:54.806

96	JOSE ANDREU MARTINEZ	A.E.M.A.	BULTACO
-----------	-----------------------------	----------	---------

1	2:47.437	49.956	1:28.365	29.116	109.2	2:47.437
---	----------	--------	----------	--------	-------	----------

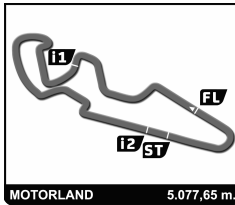
Vlt.	Tiempo	Sector 1	Sector 2	Sector 3	Km/h	T. Sesión
2	2:41.301	45.477	1:26.636	29.188	113.3	5:28.738
3	2:41.862	46.138	1:26.692	29.032	112.9	8:10.600
4	2:41.845	46.656	1:26.962	28.227	112.9	10:52.445
5	2:39.070	45.272	1:25.711	28.087	114.9	13:31.515
6	2:40.629	45.204	1:26.806	28.619	113.8	16:12.144
7	2:40.570	46.268	1:26.036	28.266	113.8	18:52.714

147	FERNANDO CARRERA BLECUA	Pm. Oscense	MONTESA
------------	--------------------------------	-------------	---------

1	4:00.372	55.818	2:28.800	35.754	76.0	4:00.372
2	3:06.870	55.420	1:37.105	34.345	97.8	7:07.242
3	3:03.127	52.160	1:36.741	34.226	99.8	10:10.369
4	3:04.838	53.723	1:37.005	34.110	98.9	13:15.207
5	3:05.953	54.059	1:37.684	34.210	98.3	16:21.160
6	3:05.789	53.389	1:37.460	34.940	98.4	19:26.949

164	JESUS JIMENEZ NAVASCUES	C. M. Club Círbón	YAMAHA
------------	--------------------------------	-------------------	--------

1	2:55.918	54.425	1:31.256	30.237	103.9	2:55.918
2	2:50.734	48.039	1:31.862	30.833	107.1	5:46.652
3	2:54.826	50.492	1:33.624	30.710	104.5	8:41.478
4	2:51.196	49.136	1:31.791	30.269	106.8	11:32.674
5	2:49.669	47.771	1:31.570	30.328	107.7	14:22.343
6	2:50.927	48.583	1:31.864	30.480	106.9	17:13.270



COPA DE ESPAÑA DE VELOCIDAD Motorland Aragón

Clásicas

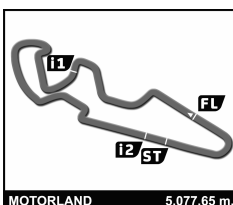
Entrenamientos Oficiales

Clasificación Provisional

Nº Piloto	Nat	Equipo	C	Sesión 1		Sesión 2		Tiempo	Dif.		
				Tiempo	Vlt.	Tiempo	Vlt.				
1	70	ANTONIO IRIZABAL RIVA	A.E.M.A.	C	2:25.666	4	2:38.731	3	2:25.666		
2	1	JUAN BULTO SAGNIER	A.E.M.A.	C	2:28.836	4	2:30.229	2	2:28.836	+3.170	+3.170
3	44	BERNARD TABARLY		C	2:30.771	7	2:29.437	7	2:29.437	+3.771	+0.601
4	21	JUAN MARTIN MARTIN	A.E.M.A.	C	2:31.051	5	2:30.147	7	2:30.147	+4.481	+0.710
5	17	MAXIMO LLAMEDO BLANCO	Mc. Villaviciosa	C	2:30.206	5	2:33.483	3	2:30.206	+4.540	+0.059
6	94	JOAQUIN ORTS CAÑIZARES	A.E.M.A.	B	2:31.344	10	2:31.810	10	2:31.344	+5.678	+1.138
7	7	SANTIAGO JOANIQUET LARRAÑAGA		C	2:32.716	10	2:32.831	6	2:32.716	+7.050	+1.372
8	37	ALBERTO MARQUINA BERTRAN	Mc Manresa	C	2:35.989	5	2:37.750	2	2:35.989	+10.323	+3.273
9	29	FRANCISCO SALILLAS TERRADILLOS		B	2:36.596	5	2:37.246	7	2:36.596	+10.930	+0.607
10	9	ENRIQUE PEREZ ORTIZ	A.E.M.A.		2:38.616	9	2:36.806	6	2:36.806	+11.140	+0.210
11	14	FREDERIC VAN DER HOEVEN	P.M.B.	C	2:39.449	6	2:37.612	5	2:37.612	+11.946	+0.806
12	49	JUAN CID COBEÑA	A.E.M.A.	C	2:37.663	6	2:43.903	3	2:37.663	+11.997	+0.051
13	11	JOAN FABREGAT GRACIA	P.M.B.	C	2:40.122	8	2:37.870	7	2:37.870	+12.204	+0.207
14	86	LLUIS MENGUAL DIGON	A.E.M.A.	C	2:38.077	9	2:39.998	8	2:38.077	+12.411	+0.207
15	41	MOISES GIMENEZ ROIG	Ctat. Albaida	B	2:38.710	5	2:41.980	4	2:38.710	+13.044	+0.633
16	43	ALBERTO PERTEJO ALONSO		B	2:39.523	10	2:40.883	2	2:39.523	+13.857	+0.813
17	96	JOSE ANDREU MARTINEZ	A.E.M.A.	B	2:40.305	7	2:44.909	3	2:40.305	+14.639	+0.782
18	95	ANTONIO ALONSO FUSTER	A.E.M.A.	B	2:42.152	5	2:44.765	8	2:42.152	+16.486	+1.847
19	10	GREGORIO CAÑIZARES SANCHEZ	MC Alicante	B	2:42.464	5			2:42.464	+16.798	+0.312
20	23	MANUEL GOMEZ VALLECILLOS	A.E.M.A.	B	2:42.744	5	2:42.742	4	2:42.742	+17.076	+0.278
21	92	FRANCISCO MIRAPEIX COSTAS		B	2:43.266	4	2:50.325	4	2:43.266	+17.600	+0.524
22	47	JESUS BARAJAS SUAREZ	A.E.M.A.	B	2:45.631	9	2:50.099	3	2:45.631	+19.965	+2.365
23	27	RAMON ZAPATER CANALES	A.E.M.A.	C	2:45.680	5	2:49.574	3	2:45.680	+20.014	+0.049
24	51	CARLOS SOLA ANDREU	M.C. Alfaro	B	2:56.008	6	2:46.298	5	2:46.298	+20.632	+0.618
25	56	JUAN CANTON YIAGUE	A.E.M.A.	B	2:47.012	2	2:48.246	3	2:47.012	+21.346	+0.714
26	71	THOMAS THOMSON		C	2:48.910	9	2:48.276	5	2:48.276	+22.610	+1.264
27	147	FERNANDO CARRERA BLECUA	Pm. Oscense	C	2:49.117	5	2:49.346	5	2:49.117	+23.451	+0.841
28	76	JAVIER OTERO ALVAREZ	C. M. Club Círbón	C	2:56.038	7	2:50.829	5	2:50.829	+25.163	+1.712
29	36	VENANCIO SOUTO ROMAN		C	2:51.424	6	2:50.990	4	2:50.990	+25.324	+0.161
30	164	JESUS JIMENEZ NAVASCUES	C. M. Club Círbón	C	2:56.715	3	2:51.067	5	2:51.067	+25.401	+0.077
31	19	JOSE MARTINEZ MARTINEZ	Nogalte Mc	C	2:54.662	5	2:53.364	7	2:53.364	+27.698	+2.297
32	35	TOMAS CARDEÑA TIRADO	A.E.M.A.	B	2:53.669	7	2:54.569	6	2:53.669	+28.003	+0.305
33	67	BLAS SANCHEZ CANO	A.E.M.A.	B	2:54.238	3			2:54.238	+28.572	+0.569
34	75	ALVARO HERRERO GONZALEZ	A.E.M.A.	B	2:55.846	5	2:55.576	5	2:55.576	+29.910	+1.338
35	64	JUAN MARTINEZ ORTOLA		B	2:58.532	5	2:55.764	2	2:55.764	+30.098	+0.188
36	48	JOAQUIN FERNANDEZ BEL	Mc Manresa	C	2:58.429	8	2:55.899	8	2:55.899	+30.233	+0.135
37	97	JESUS ARTIAGA IBAÑEZ	A.D. Aragón Sport	C	3:04.017	4	3:02.426	2	3:02.426	+36.760	+6.527
38	8	JOSE LORENTE GOMEZ	A.E.M.A.	C	3:06.908	4	3:08.637	2	3:06.908	+41.242	+4.482
39	26	GINES LOPEZ TEJEDOR	Nogalte Mc	B			3:08.506	2	3:08.506	+42.840	+1.598
40	28	ENRIQUE CHIVITE NAVASCUES	C. M. Club Círbón	C	3:17.334	7	3:26.780	4	3:17.334	+51.668	+8.828

Hora publicación:

Director de carrera:	Cronometrador:
----------------------	----------------



Clásicas

COPA DE ESPAÑA DE VELOCIDAD Motorland Aragón

Entrenamientos Oficiales 2

Clasificación Provisional

Nº	Piloto	Nac	Equipo	Moto	Neumaticos	Tiempo	Vlt.	Total	Dif.	Km/h
1	44 BERNARD TABARLY			BULTACO	C	2:29.437	7	7	-	122.3
2	21 JUAN MARTIN MARTIN	A.E.M.A.		DUCATI	AVON	2:30.147	7	8	+0.710	121.7
3	1 JUAN BULTO SAGNIER	A.E.M.A.		BULTACO	AVON	2:30.229	2	3	+0.792	121.7
4	94 JOAQUIN ORTS CAÑIZARES	A.E.M.A.		BULTACO	CONTINENTAL	2:31.810	10	10	+2.373	120.4
5	7 SANTIAGO JOANQUET LARRAÑAGA			AJR	C	2:32.831	6	8	+3.394	119.6
6	17 MAXIMO LLAMEDO BLANCO	Mc. Villaviciosa		MATCHLES	AVON	2:33.483	3	6	+4.046	119.1
7	9 ENRIQUE PEREZ ORTIZ	A.E.M.A.		MATCHLES	C	2:36.806	6	9	+7.369	116.6
8	29 FRANCISCO SALILLAS TERRADILLOS			DUCATI	B	2:37.246	7	7	+7.809	116.2
9	14 FREDERIC VAN DER HOEVEN	P.M.B.		AJR	DUNLOP	2:37.612	5	7	+8.175	116.0
10	37 ALBERTO MARQUINA BERTRAN	Mc Manresa		AJR	C	2:37.750	2	4	+8.313	115.9
11	11 JOAN FABREGAT GRACIA	P.M.B.		BULTACO	DUNLOP	2:37.870	7	8	+8.433	115.8
12	70 ANTONIO IRIZABAL RIVA	A.E.M.A.		AJR	C	2:38.731	3	3	+9.294	115.1
13	86 LLUIS MENGUAL DIGON	A.E.M.A.		BULTACO	AVON	2:39.998	8	9	+10.561	114.2
14	43 ALBERTO PERTEJO ALONSO			BULTACO	B	2:40.883	2	8	+11.446	113.6
15	41 MOISES GIMENEZ ROIG	Ctat. Albaida		OSSA	DUNLOP	2:41.980	4	5	+12.543	112.8
16	23 MANUEL GOMEZ VALLECILLOS	A.E.M.A.		MONTESA	DUNLOP	2:42.742	4	5	+13.305	112.3
17	49 JUAN CID COBEÑA	A.E.M.A.		SEELEY	AVON	2:43.903	3	4	+14.466	111.5
18	95 ANTONIO ALONSO FUSTER	A.E.M.A.		BULTACO	B	2:44.765	8	9	+15.328	110.9
19	96 JOSE ANDREU MARTINEZ	A.E.M.A.		BULTACO	CONTINENTAL	2:44.909	3	6	+15.472	110.8
20	51 CARLOS SOLA ANDREU	M.C. Alfaro		BULTACO	B	2:46.298	5	5	+16.861	109.9
21	56 JUAN CANTON YIAGUE	A.E.M.A.		MONTESA	DUNLOP	2:48.246	3	7	+18.809	108.6
22	71 THOMAS THOMSON			NORTON	C	2:48.276	5	5	+18.839	108.6
23	147 FERNANDO CARRERA BLECUA	Pm. Oscense		MONTESA	AVON	2:49.346	5	5	+19.909	107.9
24	27 RAMON ZAPATER CANALES	A.E.M.A.		DUCATI	AVON	2:49.574	3	4	+20.137	107.8
25	47 JESUS BARAJAS SUAREZ	A.E.M.A.		BULTACO	AVON	2:50.099	3	9	+20.662	107.5
26	92 FRANCISCO MIRAPEIX COSTAS			BULTACO	DUNLOP	2:50.325	4	5	+20.888	107.3
27	76 JAVIER OTERO ALVAREZ	C. M. Club Círbón		YAMAHA	-----	2:50.829	5	8	+21.392	107.0
28	36 VENANCIO SOUTO ROMAN			BSA	AVON	2:50.990	4	5	+21.553	106.9
29	164 JESUS JIMENEZ NAVASCUES	C. M. Club Círbón		YAMAHA	BRIGESTONE	2:51.067	5	7	+21.630	106.8
30	19 JOSE MARTINEZ MARTINEZ	Nogalte Mc		BULTACO	AVON	2:53.364	7	7	+23.927	105.4
31	35 TOMAS CARDEÑA TIRADO	A.E.M.A.		DUCATI	B	2:54.569	6	8	+25.132	104.7
32	75 ALVARO HERRERO GONZALEZ	A.E.M.A.		DUCATI	B	2:55.576	5	8	+26.139	104.1
33	64 JUAN MARTINEZ ORTOLA			MONTESA	B	2:55.764	2	6	+26.327	104.0
34	48 JOAQUIN FERNANDEZ BEL	Mc Manresa		DUCATI	DUNLOP	2:55.899	8	8	+26.462	103.9
35	97 JESUS ARTIAGA IBAÑEZ	A.D. Aragon Sport		YAMAHA	C	3:02.426	2	2	+32.989	100.2
36	26 GINES LOPEZ TEJEDOR	Nogalte Mc		BULTACO	AVON	3:08.506	2	2	+39.069	97.0
37	8 JOSE LORENTE GOMEZ	A.E.M.A.		MATCHLES	AVON	3:08.637	2	4	+39.200	96.9
38	28 ENRIQUE CHIVITE NAVASCUES	C. M. Club Círbón		YAMAHA	BRIGESTONE	3:26.780	4	5	+57.343	88.4

No clasificados:

10 GREGORIO CAÑIZARES SANCHEZ

MC Alicante

BULTACO

CONTINENTAL B

Retirados

67 BLAS SANCHEZ CANO

A.E.M.A.

MONTESA

DUNLOP B

1

Vuelta Rápida

Vlt. 7

BERNARD TABARLY

2:29.437

122.3 Kph

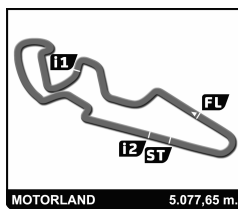
Hora de publicación:

Estado de la pista:

SECO

Director de carrera:

Cronometrador:

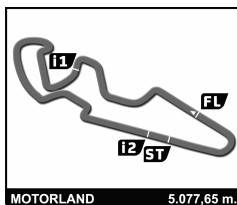


Clásicas COPA DE ESPAÑA DE VELOCIDAD Motorland Aragón Entrenamientos Oficiales 2

Mejores tiempos de sector

SECTOR 1			SECTOR 2		SECTOR 3		Pos	Piloto	Vuelta Ideal	Mejor Vuelta
Pos	Piloto	Tiempo	Piloto	Tiempo	Piloto	Tiempo				
1	44 B.TABARLY	42.572	21 J.MARTIN MARTIN	1:20.269	44 B.TABARLY	25.995	1	44 B.TABARLY	2'29.237	2:29.437 (1)
2	1 J.BULTO SAGNIER	42.701	1 J.BULTO SAGNIER	1:20.415	94 J.ORTS CAÑIZARES	26.188	2	1 J.BULTO SAGNIER	2'30.018	2:30.229 (3)
3	94 J.ORTS CAÑIZARES	42.854	44 B.TABARLY	1:20.670	7 S.JOANQUET LARRAÑAGA	26.339	3	21 J.MARTIN MARTIN	2'30.147	2:30.147 (2)
4	70 A.IRIZABAL RIVA	42.911	7 S.JOANQUET LARRAÑAGA	1:21.487	21 J.MARTIN MARTIN	26.482	4	94 J.ORTS CAÑIZARES	2'30.641	2:31.810 (4)
5	21 J.MARTIN MARTIN	43.396	94 J.ORTS CAÑIZARES	1:21.599	1 J.BULTO SAGNIER	26.902	5	7 S.JOANQUET LARRAÑAGA	2'31.318	2:32.831 (5)
6	7 S.JOANQUET LARRAÑAGA	43.492	17 M.LLAMEDO BLANCO	1:22.317	29 F.SALLAS TERRADILLOS	27.112	6	17 M.LLAMEDO BLANCO	2'33.366	2:33.483 (6)
7	17 M.LLAMEDO BLANCO	43.872	37 A.MARQUINA BERTRAN	1:24.032	17 M.LLAMEDO BLANCO	27.177	7	70 A.IRIZABAL RIVA	2'35.318	2:38.731 (12)
8	9 E.PEREZ ORTIZ	44.706	29 F.SALLAS TERRADILLOS	1:24.164	14 F.VAN DER HOEVEN	27.251	8	9 E.PEREZ ORTIZ	2'36.562	2:36.806 (7)
9	37 A.MARQUINA BERTRAN	45.067	9 E.PEREZ ORTIZ	1:24.211	11 J.FABREGAT GRACIA	27.465	9	29 F.SALLAS TERRADILLOS	2'36.606	2:37.246 (8)
10	14 F.VAN DER HOEVEN	45.134	14 F.VAN DER HOEVEN	1:24.302	9 E.PEREZ ORTIZ	27.645	10	14 F.VAN DER HOEVEN	2'36.687	2:37.612 (9)
11	43 A.PERTEJO ALONSO	45.227	70 A.IRIZABAL RIVA	1:24.504	86 LMENGUAL DIGON	27.764	11	37 A.MARQUINA BERTRAN	2'36.979	2:37.750 (10)
12	11 J.FABREGAT GRACIA	45.264	86 LMENGUAL DIGON	1:24.508	37 A.MARQUINA BERTRAN	27.880	12	11 J.FABREGAT GRACIA	2'37.870	2:37.870 (11)
13	29 F.SALLAS TERRADILLOS	45.330	11 J.FABREGAT GRACIA	1:25.141	70 A.IRIZABAL RIVA	27.903	13	86 LMENGUAL DIGON	2'38.727	2:39.998 (13)
14	49 J.CID COBEÑA	46.210	41 M.GIMENEZ ROIG	1:25.356	49 J.CID COBEÑA	28.564	14	43 A.PERTEJO ALONSO	2'40.076	2:40.883 (14)
15	86 LMENGUAL DIGON	46.455	43 A.PERTEJO ALONSO	1:25.808	95 A.ALONSO FUSTER	28.640	15	41 M.GIMENEZ ROIG	2'40.645	2:41.980 (15)
16	41 M.GIMENEZ ROIG	46.629	23 M.GOMEZ VALLECILLOS	1:26.419	41 M.GIMENEZ ROIG	28.660	16	49 J.CID COBEÑA	2'41.918	2:43.903 (17)
17	23 M.GOMEZ VALLECILLOS	46.783	49 J.CID COBEÑA	1:27.144	43 A.PERTEJO ALONSO	29.041	17	23 M.GOMEZ VALLECILLOS	2'42.399	2:42.742 (16)
18	96 J.ANDREU MARTINEZ	47.153	51 C.SOLA ANDREU	1:27.299	96 J.ANDREU MARTINEZ	29.078	18	95 A.ALONSO FUSTER	2'44.196	2:44.765 (18)
19	95 A.ALONSO FUSTER	47.764	95 A.ALONSO FUSTER	1:27.792	23 M.GOMEZ VALLECILLOS	29.197	19	96 J.ANDREU MARTINEZ	2'44.596	2:44.909 (19)
20	47 J.BARAJAS SUAREZ	48.225	96 J.ANDREU MARTINEZ	1:28.365	71 T.THOMSON	29.530	20	51 C.SOLA ANDREU	2'46.298	2:46.298 (20)
21	71 T.THOMSON	48.290	56 J.CANTON YIAGUE	1:29.076	76 J.OTERO ALVAREZ	29.674	21	56 J.CANTON YIAGUE	2'47.519	2:48.246 (21)
22	56 J.CANTON YIAGUE	48.294	147 F.CARRERA BLECUA	1:29.426	51 C.SOLA ANDREU	29.890	22	71 T.THOMSON	2'48.276	2:48.276 (22)
23	36 V.SOUTO ROMAN	48.598	19 J.MARTINEZ MARTINEZ	1:29.658	27 R.ZAPATER CANALES	30.011	23	47 J.BARAJAS SUAREZ	2'48.677	2:50.099 (25)
24	27 R.ZAPATER CANALES	48.835	76 J.OTERO ALVAREZ	1:29.701	47 J.BARAJAS SUAREZ	30.125	24	76 J.OTERO ALVAREZ	2'48.745	2:50.829 (27)
25	51 C.SOLA ANDREU	49.109	27 R.ZAPATER CANALES	1:30.027	164 J.JIMENEZ NAVASCUES	30.147	25	27 R.ZAPATER CANALES	2'48.873	2:49.574 (24)
26	92 F.MIRAPEIX COSTAS	49.128	92 F.MIRAPEIX COSTAS	1:30.181	56 J.CANTON YIAGUE	30.149	26	147 F.CARRERA BLECUA	2'49.204	2:49.346 (23)
27	147 F.CARRERA BLECUA	49.130	47 J.BARAJAS SUAREZ	1:30.327	92 F.MIRAPEIX COSTAS	30.195	27	92 F.MIRAPEIX COSTAS	2'49.504	2:50.325 (26)
28	164 J.JIMENEZ NAVASCUES	49.311	71 T.THOMSON	1:30.456	147 F.CARRERA BLECUA	30.648	28	36 V.SOUTO ROMAN	2'50.319	2:50.990 (28)
29	76 J.OTERO ALVAREZ	49.370	36 V.SOUTO ROMAN	1:30.765	75 A.HERRERO GONZALEZ	30.764	29	164 J.JIMENEZ NAVASCUES	2'50.601	2:51.067 (29)
30	64 J.MARTINEZ ORTOLA	49.473	164 J.JIMENEZ NAVASCUES	1:31.143	19 J.MARTINEZ MARTINEZ	30.764	30	19 J.MARTINEZ MARTINEZ	2'50.831	2:53.364 (30)
31	35 T.CARDEÑA TIRADO	50.003	35 T.CARDEÑA TIRADO	1:31.900	36 V.SOUTO ROMAN	30.956	31	35 T.CARDEÑA TIRADO	2'53.826	2:54.569 (31)
32	19 J.MARTINEZ MARTINEZ	50.409	48 J.FERNANDEZ BEL	1:32.863	35 T.CARDEÑA TIRADO	31.923	32	64 J.MARTINEZ ORTOLA	2'54.812	2:55.764 (33)
33	75 A.HERRERO GONZALEZ	50.584	64 J.MARTINEZ ORTOLA	1:33.274	64 J.MARTINEZ ORTOLA	32.065	33	75 A.HERRERO GONZALEZ	2'55.144	2:55.576 (32)
34	48 J.FERNANDEZ BEL	50.680	75 A.HERRERO GONZALEZ	1:33.796	48 J.FERNANDEZ BEL	32.146	34	48 J.FERNANDEZ BEL	2'55.689	2:55.899 (34)
35	26 G.LOPEZ TEJEDOR	51.142	97 J.ARTIAGA IBAÑEZ	1:36.481	97 J.ARTIAGA IBAÑEZ	32.694	35	26 G.LOPEZ TEJEDOR	3'01.070	3:08.506 (36)
36	97 J.ARTIAGA IBAÑEZ	53.251	26 G.LOPEZ TEJEDOR	1:37.208	26 G.LOPEZ TEJEDOR	32.720	36	97 J.ARTIAGA IBAÑEZ	3'02.426	3:02.426 (35)
37	8 J.LORENTE GOMEZ	54.687	8 J.LORENTE GOMEZ	1:40.324	8 J.LORENTE GOMEZ	33.373	37	8 J.LORENTE GOMEZ	3'08.384	3:08.637 (37)
38	28 E.CHIVITE NAVASCUES	58.884	67 B.SANCHEZ CANO	1:42.075	28 E.CHIVITE NAVASCUES	34.751	38	28 E.CHIVITE NAVASCUES	3'23.104	3:26.780 (38)





Clásicas

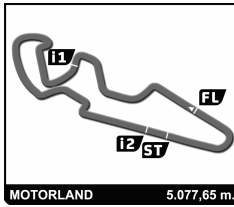
COPA DE ESPAÑA DE VELOCIDAD Motorland Aragón

Entrenamientos Oficiales 2

Secuencia de vueltas rápidas

Tiempo de sesión	Piloto	Equipo	Moto	Neumaticos	Tiempo	km/h	Vlt.
5:24.955	94 JOAQUIN ORTS CAÑIZARES	A.E.M.A.	BULTACO	CONTINENTAL B	2:35.085	117.9	2
6:47.818	44 BERNARD TABARLY		BULTACO	C	2:34.121	118.6	2
7:31.932	1 JUAN BULTO SAGNIER	A.E.M.A.	BULTACO	AVON C	2:30.229	121.7	2
19:27.536	44 BERNARD TABARLY		BULTACO	C	2:29.437	122.3	7



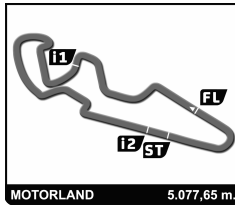


Clásicas COPA DE ESPAÑA DE VELOCIDAD Motorland Aragón Entrenamientos Oficiales 2

Vuelta a vuelta

Mejor Personal Mejor de la sesión B Cruzando la línea de meta por el pit lane.

Vlt.	Tiempo	Sector 1	Sector 2	Sector 3	Km/h	T. Sesión	Vlt.	Tiempo	Sector 1	Sector 2	Sector 3	Km/h	T. Sesión
1	JUAN BULTO SAGNIER A.E.M.A. BULTACO						6	2:39.572	45.891	1:26.430	27.251	114.5	17:28.425
1	5:01.703	3:09.198	1:25.603	26.902	60.6	5:01.703	7	2:41.636 B	45.860	1:24.302	31.474	113.1	20:10.061
2	2:30.229	42.701	1:20.415	27.113	121.7	7:31.932							
3	2:45.935 B	45.663	1:27.041	33.231	110.1	10:17.867							
7	SANTIAGO JOANIQUET LARRAÑAGA AJR						17	MAXIMO LLAMEDO BLANCO Mc. Villaviciosa MATCHLES					
1	4:30.468	2:28.491	1:33.854	28.123	67.6	4:30.468	1	2:49.552	51.265	1:30.882	27.405	107.8	2:49.552
2	2:39.020	46.206	1:25.060	27.754	114.9	7:09.488	2	2:36.356	43.949	1:25.176	27.231	116.9	5:25.908
3	2:36.356	44.899	1:24.697	26.760	116.9	9:45.844	3	2:33.483	43.989	1:22.317	27.177	119.1	7:59.391
4	2:34.832	44.198	1:22.953	27.681	118.0	12:20.676	4	2:35.462	43.872	1:24.196	27.394	117.6	10:34.853
5	2:33.625	44.087	1:22.214	27.324	119.0	14:54.301	5	2:36.187	43.971	1:24.590	27.626	117.0	13:11.040
6	2:32.831	45.005	1:21.487	26.339	119.6	17:27.132	6	2:51.462 B	45.037	1:28.589	37.836	106.6	16:02.502
7	2:33.790	43.492	1:21.852	28.446	118.8	20:00.922							
8	2:56.807 B	48.401	1:30.264	38.142	103.4	22:57.729							
8	JOSE LORENTE GOMEZ A.E.M.A. MATCHLES						19	JOSE MARTINEZ MARTINEZ Nogalte Mc BULTACO					
1	3:28.224	1:00.677	1:52.283	35.264	87.8	3:28.224	1	4:29.616	2:12.798	1:43.278	33.540	67.8	4:29.616
2	3:08.637	54.822	1:40.324	33.491	96.9	6:36.861	2	2:58.743	51.754	1:34.121	32.868	102.3	7:28.359
3	3:09.440	54.687	1:41.380	33.373	96.5	9:46.301	3	2:55.594	51.527	1:31.942	32.125	104.1	10:23.953
4	3:30.356 B	56.579	1:49.623	44.154	86.9	13:16.657	4	2:54.486	50.545	1:32.540	31.401	104.7	13:18.439
9	ENRIQUE PEREZ ORTIZ A.E.M.A. MATCHLES						5	2:58.413	50.734	1:34.652	33.027	102.4	16:16.852
1	2:47.685	49.733	1:29.320	28.632	109.0	2:47.685	6	3:05.921	51.164	1:43.993	30.764	98.3	19:22.773
2	2:43.312	45.390	1:28.002	29.920	111.9	5:30.997	7	2:53.364	50.793	1:29.658	32.913	105.4	22:16.137
3	2:42.751	45.377	1:29.199	28.175	112.3	8:13.748							
4	2:39.219	46.041	1:24.854	28.324	114.8	10:52.967							
5	2:40.377	45.280	1:26.650	28.447	114.0	13:33.344							
6	2:36.806	44.808	1:24.353	27.645	116.6	16:10.150							
7	2:37.109	44.909	1:24.297	27.903	116.3	18:47.259							
8	2:37.367	44.706	1:24.714	27.947	116.1	21:24.626							
9	2:37.087	44.836	1:24.211	28.040	116.4	24:01.713							
11	JOAN FABREGAT GRACIA P.M.B. BULTACO						21	JUAN MARTIN MARTIN A.E.M.A. DUCATI					
1	4:14.696	1:59.175	1:40.320	35.201	71.8	4:14.696	1	4:30.227	2:29.771	1:32.105	28.351	67.6	4:30.227
2	2:50.829	49.460	1:33.285	28.084	107.0	7:05.525	2	2:38.793	46.157	1:25.180	27.456	115.1	7:09.020
3	2:42.771	47.090	1:27.653	28.028	112.3	9:48.296	3	2:51.534	44.364	1:40.056	27.114	106.6	10:00.554
4	2:40.465	46.227	1:26.350	27.888	113.9	12:28.761	4	2:36.731	44.807	1:24.511	27.413	116.6	12:37.285
5	2:38.728	45.705	1:25.244	27.779	115.1	15:07.489	5	2:35.355	44.129	1:23.149	28.077	117.6	15:12.640
6	2:39.616	45.751	1:26.196	27.669	114.5	17:47.105	6	2:32.759	43.890	1:21.821	27.048	119.6	17:45.399
7	2:37.870	45.264	1:25.141	27.465	115.8	20:24.975	7	2:30.147	43.396	1:20.269	26.482	121.7	20:15.546
8	3:00.520 B	47.762	1:35.622	37.136	101.2	23:25.495	8	2:50.939 B	50.728	1:22.325	37.886	106.9	23:06.485
14	FREDERIC VAN DER HOEVEN P.M.B. AJR						23	MANUEL GOMEZ VALLECILLOS A.E.M.A. MONTESA					
1	3:59.540	1:45.859	1:41.315	32.366	76.3	3:59.540	1	4:18.857	2:17.052	1:32.475	29.330	70.6	4:18.857
2	2:50.912	51.863	1:30.345	28.704	106.9	6:50.452	2	2:45.413	47.632	1:28.584	29.197	110.5	7:04.270
3	2:41.955	46.760	1:27.143	28.052	112.9	9:32.407	3	2:44.450	47.201	1:27.811	29.438	111.1	9:48.720
4	2:38.834	45.348	1:25.793	27.693	115.1	12:11.241	4	2:42.742	46.783	1:26.419	29.540	112.3	12:31.462
5	2:37.612	45.134	1:24.929	27.549	116.0	14:48.853	5	2:59.607 B	53.325	1:31.514	34.768	101.8	15:31.069
26	GINES LOPEZ TEJEDOR Nogalte Mc BULTACO						27	RAMON ZAPATER CANALES A.E.M.A. DUCATI					
1	3:14.152	1:04.224	1:37.208	32.720	94.1	3:14.152	1	5:35.137	3:24.931	1:39.472	30.734	54.5	5:35.137
2	3:08.506	53.758	1:40.727	34.021	97.0	6:22.658	2	2:51.628	51.423	1:30.135	30.070	106.5	8:26.765
							3	2:49.574	48.835	1:30.303	30.436	107.8	11:16.339
							4	2:50.247	50.209	1:30.027	30.011	107.4	14:06.586



Clásicas COPA DE ESPAÑA DE VELOCIDAD Motorland Aragón Entrenamientos Oficiales 2

Vuelta a vuelta

Mejor Personal Mejor de la sesión B Cruzando la línea de meta por el pit lane.

Vlt.	Tiempo	Sector 1	Sector 2	Sector 3	Km/h	T. Sesión
5	2:46.298	49.109	1:27.299	29.890	109.9	15:13.285

56 JUAN CANTON YIAGUE						
A.E.M.A. MONTESA						
1	4:22.797	2:17.540	1:34.902	30.355	69.5	4:22.797
2	2:49.271	48.671	1:30.451	30.149	108.0	7:12.068
3	2:48.246	48.294	1:29.076	30.876	108.6	10:00.314
4	2:51.465	48.596	1:32.234	30.635	106.6	12:51.779
5	2:50.247	48.952	1:30.655	30.640	107.4	15:42.026
6	2:53.418	49.103	1:33.783	30.532	105.4	18:35.444
7	3:29.690B	55.587	1:46.757	47.346	87.2	22:05.134

64 JUAN MARTINEZ ORTOLA						
A.E.M.A. MONTESA						
1	4:27.102	2:20.575	1:34.250	32.277	68.4	4:27.102
2	2:55.764	49.473	1:33.392	32.899	104.0	7:22.866
3	3:00.432	51.844	1:35.622	32.966	101.3	10:23.298
4	2:59.738	50.374	1:35.561	33.803	101.7	13:23.036
5	2:55.839	50.500	1:33.274	32.065	103.9	16:18.875
6	2:57.685	50.331	1:34.788	32.566	102.9	19:16.560

67 BLAS SANCHEZ CANO						
A.E.M.A. MONTESA						
1	5:46.319B	3:23.466	1:42.075	40.778	52.8	5:46.319

70 ANTONIO IRIZABAL RIVA						
A.E.M.A. AJR						
1	4:54.660	2:57.682	1:27.163	29.815	62.0	4:54.660
2	2:38.773	44.581	1:24.904	29.288	115.1	7:33.433
3	2:38.731	46.324	1:24.504	27.903	115.1	10:12.164

71 THOMAS THOMSON						
A.E.M.A. NORTON						
1	3:03.631	1:00.352	1:33.354	29.925	99.5	3:03.631
2	2:50.951	49.309	1:31.364	30.278	106.9	5:54.582
3	2:50.299	49.693	1:30.790	29.816	107.3	8:44.881
4	2:49.796	48.583	1:31.643	29.570	107.6	11:34.677
5	2:48.276	48.290	1:30.456	29.530	108.6	14:22.953

75 ALVARO HERRERO GONZALEZ						
A.E.M.A. DUCATI						
1	4:30.593	2:23.873	1:35.743	30.977	67.5	4:30.593
2	2:58.636	51.306	1:35.066	32.264	102.3	7:29.229
3	2:57.106	51.970	1:34.240	30.896	103.2	10:26.335
4	2:58.352	50.584	1:35.384	32.384	102.5	13:24.687
5	2:55.576	50.709	1:34.103	30.764	104.1	16:20.263
6	2:56.838	50.686	1:33.796	32.356	103.4	19:17.101
7	2:59.566	52.182	1:34.212	33.172	101.8	22:16.667
8	3:02.948B	51.890	1:33.967	37.091	99.9	25:19.615

76 JAVIER OTERO ALVAREZ						
C. M. Club Círbón YAMAHA						
1	3:40.098	1:23.333	1:45.366	31.399	83.0	3:40.098
2	2:57.426	50.425	1:33.854	33.147	103.0	6:37.524

Vlt.	Tiempo	Sector 1	Sector 2	Sector 3	Km/h	T. Sesión
3	2:58.845	54.976	1:33.676	30.193	102.2	9:36.369
4	2:51.828	49.714	1:32.440	29.674	106.4	12:28.197
5	2:50.829	49.390	1:31.312	30.127	107.0	15:19.026
6	2:52.412	50.305	1:32.265	29.842	106.0	18:11.438
7	2:53.073	50.193	1:32.727	30.153	105.6	21:04.511
8	2:51.756	49.541	1:31.343	30.872	106.4	23:56.267

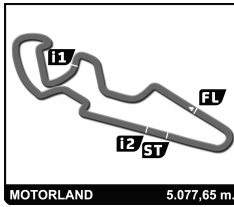
86 LLUIS MENGUAL DIGON						
A.E.M.A. BULTACO						
1	4:13.287	2:08.527	1:34.544	30.216	72.2	4:13.287
2	2:45.372	47.213	1:29.198	28.961	110.5	6:58.659
3	2:45.767	48.330	1:27.439	29.998	110.3	9:44.426
4	2:42.946	48.102	1:26.739	28.105	112.2	12:27.372
5	2:46.592	50.390	1:27.979	28.223	109.7	15:13.964
6	2:43.413	46.847	1:27.258	29.308	111.8	17:57.377
7	2:40.824	47.220	1:25.840	27.764	113.6	20:38.201
8	2:39.998	47.616	1:24.508	27.874	114.2	23:18.199
9	2:58.928B	46.455	1:24.892	47.581	102.1	26:17.127

92 FRANCISCO MIRAPEIX COSTAS						
A.E.M.A. BULTACO						
1	4:12.670	1:58.212	1:40.766	33.692	72.3	4:12.670
2	2:56.974	52.409	1:34.101	30.464	103.3	7:09.644
3	2:51.223	49.574	1:31.454	30.195	106.7	10:00.867
4	2:50.325	49.128	1:30.181	31.016	107.3	12:51.192
5	2:54.638	52.368	1:31.707	30.563	104.7	15:45.830

94 JOAQUIN ORTS CAÑIZARES						
A.E.M.A. BULTACO						
1	2:49.870	55.809	1:26.285	27.776	107.6	2:49.870
2	2:35.085	44.198	1:23.724	27.163	117.9	5:24.955
3	2:32.612	43.752	1:22.248	26.612	119.8	7:57.567
4	2:32.154	43.400	1:21.916	26.838	120.1	10:29.721
5	2:33.486	44.393	1:22.141	26.952	119.1	13:03.207
6	2:32.116	42.854	1:22.698	26.564	120.2	15:35.323
7	2:31.914	43.622	1:21.783	26.509	120.3	18:07.237
8	2:33.203	44.378	1:22.145	26.680	119.3	20:40.440
9	2:32.057	44.029	1:21.840	26.188	120.2	23:12.497
10	2:31.810	43.603	1:21.599	26.608	120.4	25:44.307

95 ANTONIO ALONSO FUSTER						
A.E.M.A. BULTACO						
1	3:05.385	1:03.467	1:32.902	29.016	98.6	3:05.385
2	2:50.092	48.185	1:32.537	29.370	107.5	5:55.477
3	2:51.322	50.081	1:31.979	29.262	106.7	8:46.799
4	2:48.615	48.342	1:31.004	29.269	108.4	11:35.414
5	2:55.033	47.913	1:34.210	32.910	104.4	14:30.447
6	2:49.123	50.037	1:29.385	29.701	108.1	17:19.570
7	2:44.787	47.764	1:28.383	28.640	110.9	20:04.357
8	2:44.765	47.848	1:27.792	29.125	110.9	22:49.122
9	2:46.246	48.267	1:28.762	29.217	109.9	25:35.368

96 JOSE ANDREU MARTINEZ						
A.E.M.A. BULTACO						
1	3:03.858	1:04.436	1:29.981	29.441	99.4	3:03.858



Clásicas

COPA DE ESPAÑA DE VELOCIDAD Motorland Aragón

Entrenamientos Oficiales 2

Vuelta a vuelta

■ Mejor Personal ■ Mejor de la sesión B Cruzando la línea de meta por el pit lane.

Vlt.	Tiempo	Sector 1	Sector 2	Sector 3	Km/h	T. Sesión	Vlt.	Tiempo	Sector 1	Sector 2	Sector 3	Km/h	T. Sesión
2	2:51.049	49.415	1:31.476	30.158	106.9	5:54.907							
3	2:44.909	47.178	1:28.365	29.366	110.8	8:39.816							
4	2:45.408	47.153	1:29.177	29.078	110.5	11:25.224							
5	2:48.838	47.949	1:31.115	29.774	108.3	14:14.062							
6	2:49.638	48.302	1:31.859	29.477	107.7	17:03.700							

97

JESUS ARTIAGA IBAÑEZ

A.D. Aragon Sport

YAMAHA

1	3:52.600	1:37.722	1:40.755	34.123	78.6	3:52.600
2	3:02.426	53.251	1:36.481	32.694	100.2	6:55.026

147

FERNANDO CARRERA BLECUA

Pm. Oscense

MONTESA

1	3:47.065	1:37.016	1:37.433	32.616	80.5	3:47.065
2	2:51.128	49.434	1:31.046	30.648	106.8	6:38.193
3	2:55.840	53.471	1:31.201	31.168	103.9	9:34.033
4	2:50.727	49.497	1:30.434	30.796	107.1	12:24.760
5	2:49.346	49.130	1:29.426	30.790	107.9	15:14.106

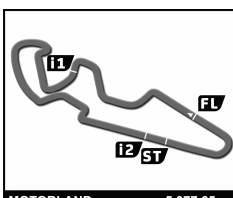
164

JESUS JIMENEZ NAVASCUES

C. M. Club Cirbón

YAMAHA

1	3:37.433	1:24.533	1:40.462	32.438	84.1	3:37.433
2	2:59.727	50.345	1:36.190	33.192	101.7	6:37.160
3	2:58.261	55.012	1:32.373	30.876	102.5	9:35.421
4	2:52.187	49.714	1:31.332	31.141	106.1	12:27.608
5	2:51.067	49.569	1:31.254	30.244	106.8	15:18.675
6	2:52.405	50.246	1:32.012	30.147	106.0	18:11.080
7	2:53.215	49.905	1:33.121	30.189	105.5	21:04.295



MOTORLAND 5.077,65 m.

Clásicas

COPA DE ESPAÑA DE VELOCIDAD Motorland Aragón

Entrenamientos Oficiales 1

Clasificación

Nº	Piloto	Nac	Equipo	Moto	Neumaticos	Tiempo	Vlt.	Total	Dif.	Km/h
1	70 ANTONIO IRIZABAL RIVA		A.E.M.A.	AJR	C	2:25.666	4	6	-	125.5
2	1 JUAN BULTO SAGNIER		A.E.M.A.	BULTACO	AVON	2:28.836	4	7	+3.170	122.8
3	17 MAXIMO LLAMEDO BLANCO		Mc. Villaviciosa	MATCHLES	AVON	2:30.206	5	10	+4.540	121.7
4	44 BERNARD TABARLY			BULTACO	C	2:30.771	7	7	+5.105	121.2
5	21 JUAN MARTIN MARTIN		A.E.M.A.	DUCATI	AVON	2:31.051	5	6	+5.385	121.0
6	94 JOAQUIN ORTS CAÑIZARES		A.E.M.A.	BULTACO	CONTINENTAL	2:31.344	10	10	+5.678	120.8
7	7 SANTIAGO JOANIQUET LARRAÑAGA			AJR	C	2:32.716	10	10	+7.050	119.7
8	37 ALBERTO MARQUINA BERTRAN		Mc Manresa	BULTACO	C	2:35.989	5	6	+10.323	117.2
9	29 FRANCISCO SALLAS TERRADILLOS			DUCATI	B	2:36.596	5	9	+10.930	116.7
10	49 JUAN CID COBEÑA		A.E.M.A.	SEELEY	AVON	2:37.663	6	10	+11.997	115.9
11	86 LLUIS MENGUAL DIGON		A.E.M.A.	BULTACO	AVON	2:38.077	9	9	+12.411	115.6
12	9 ENRIQUE PEREZ ORTIZ		A.E.M.A.	MATCHLES	C	2:38.616	9	9	+12.950	115.2
13	41 MOISES GIMENEZ ROIG		Ctat. Albaida	OSSA	DUNLOP	2:38.710	5	7	+13.044	115.2
14	14 FREDERIC VAN DER HORVEN		P.M.B.	AJR	DUNLOP	2:39.449	6	7	+13.783	114.6
15	43 ALBERTO PERTEJO ALONSO			BULTACO	B	2:39.523	10	10	+13.857	114.6
16	11 JOAN FABREGAT GRACIA		P.M.B.	BULTACO	DUNLOP	2:40.122	8	9	+14.456	114.1
17	96 JOSE ANDREU MARTINEZ		A.E.M.A.	BULTACO	CONTINENTAL	2:40.305	7	9	+14.639	114.0
18	95 ANTONIO ALONSO FUSTER		A.E.M.A.	BULTACO	B	2:42.152	5	6	+16.486	112.7
19	10 GREGORIO CAÑIZARES SANCHEZ		MC Alicante	BULTACO	CONTINENTAL	2:42.464	5	5	+16.798	112.5
20	23 MANUEL GOMEZ VALLECILLOS		A.E.M.A.	MONTESA	DUNLOP	2:42.744	5	7	+17.078	112.3
21	92 FRANCISCO MIRAPEIX COSTAS			BULTACO	DUNLOP	2:43.266	4	4	+17.600	111.9
22	47 JESUS BARAJAS SUAREZ		A.E.M.A.	BULTACO	AVON	2:45.631	9	9	+19.965	110.3
23	27 RAMON ZAPATER CANALES		A.E.M.A.	DUCATI	AVON	2:45.680	5	6	+20.014	110.3
24	56 JUAN CANTON YIAGUE		A.E.M.A.	MONTESA	DUNLOP	2:47.012	2	8	+21.346	109.4
25	71 THOMAS THOMSON			NORTON	C	2:48.910	9	9	+23.244	108.2
26	147 FERNANDO CARRERA BLECUA		Pm. Oscense	MONTESA	AVON	2:49.117	5	8	+23.451	108.1
27	36 VENANCIO SOUTO ROMAN			BSA	AVON	2:51.424	6	8	+25.758	106.6
28	35 TOMAS CARDEÑA TIRADO		A.E.M.A.	DUCATI	B	2:53.669	7	8	+28.003	105.2
29	67 BLAS SANCHEZ CANO		A.E.M.A.	MONTESA	DUNLOP	2:54.238	3	6	+28.572	104.9
30	19 JOSE MARTINEZ MARTINEZ		Nogalte Mc	BULTACO	AVON	2:54.662	5	8	+28.996	104.6
31	75 ALVARO HERRERO GONZALEZ		A.E.M.A.	DUCATI	B	2:55.846	5	7	+30.180	103.9
32	51 CARLOS SOLA ANDREU		M.C. Alfaro	BULTACO	B	2:56.008	6	8	+30.342	103.8
33	76 JAVIER OTERO ALVAREZ		C. M. Club Círbón	YAMAHA	-----	2:56.038	7	8	+30.372	103.8
34	164 JESUS JIMENEZ NAVASCUES		C. M. Club Círbón	YAMAHA	BRIGESTONE	2:56.715	3	7	+31.049	103.4
35	48 JOAQUIN FERNANDEZ BEL		Mc Manresa	DUCATI	DUNLOP	2:58.429	8	8	+32.763	102.4
36	64 JUAN MARTINEZ ORTOLA			MONTESA	B	2:58.532	5	5	+32.866	102.4
37	97 JESUS ARTIAGA IBAÑEZ		A.D. Aragon Sport	YAMAHA	C	3:04.017	4	6	+38.351	99.3
38	8 JOSE LORENTE GOMEZ		A.E.M.A.	MATCHLES	AVON	3:06.908	4	5	+41.242	97.8
39	28 ENRIQUE CHIVITE NAVASCUES		C. M. Club Círbón	YAMAHA	BRIGESTONE	3:17.334	7	7	+51.668	92.6

No clasificados:

26 GINES LOPEZ TEJEDOR

Nogalte Mc

BULTACO

AVON

B

Vuelta Rápida

Vlt. 4

ANTONIO IRIZABAL RIVA

2:25.666

125.5 Kph

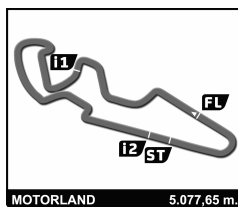
Hora de publicación:

Estado de la pista:

SECO

Director de carrera:

Cronometrador:



Clásicas

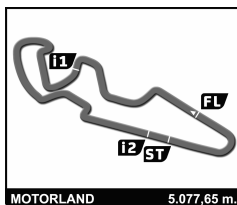
COPA DE ESPAÑA DE VELOCIDAD Motorland Aragón

Entrenamientos Oficiales 1

Mejores tiempos de sector

SECTOR 1			SECTOR 2		SECTOR 3				Vuelta Ideal	Mejor Vuelta
Pos	Piloto	Tiempo	Piloto	Tiempo	Piloto	Tiempo	Pos	Piloto		
1	A.IRIZABAL RIVA	40.998	A.IRIZABAL RIVA	1:18.334	A.IRIZABAL RIVA	25.646	1	A.IRIZABAL RIVA	2:24.978	2:25.666 (1)
2	J.BULTO SAGNIER	41.510	J.BULTO SAGNIER	1:19.847	S.JOANIQUET LARRAÑAGA	26.469	2	J.BULTO SAGNIER	2:27.890	2:28.836 (2)
3	M.LLAMEDO BLANCO	42.203	B.TABARLY	1:20.910	J.BULTO SAGNIER	26.533	3	M.LLAMEDO BLANCO	2:30.182	2:30.206 (3)
4	B.TABARLY	42.743	J.MARTIN MARTIN	1:20.953	J.MARTIN MARTIN	26.617	4	B.TABARLY	2:30.457	2:30.771 (4)
5	J.ORTS CAÑIZARES	42.749	M.LLAMEDO BLANCO	1:21.037	B.TABARLY	26.804	5	J.MARTIN MARTIN	2:30.626	2:31.051 (5)
6	J.MARTIN MARTIN	43.056	J.ORTS CAÑIZARES	1:21.457	M.LLAMEDO BLANCO	26.942	6	J.ORTS CAÑIZARES	2:31.223	2:31.344 (6)
7	S.JOANIQUET LARRAÑAGA	43.084	S.JOANIQUET LARRAÑAGA	1:21.685	J.ORTS CAÑIZARES	27.017	7	S.JOANIQUET LARRAÑAGA	2:31.238	2:32.716 (7)
8	A.MARQUINA BERTRAN	44.053	A.MARQUINA BERTRAN	1:23.458	J.CID COBEÑA	27.125	8	A.MARQUINA BERTRAN	2:35.781	2:35.989 (8)
9	F.SALLAS TERRADILLOS	44.802	F.SALLAS TERRADILLOS	1:23.594	L.MENGUAL DIGON	27.672	9	J.CID COBEÑA	2:36.383	2:37.663 (10)
10	J.CID COBEÑA	44.819	M.GIMENEZ ROIG	1:24.167	E.PEREZ ORTIZ	27.847	10	F.SALLAS TERRADILLOS	2:36.406	2:36.596 (9)
11	A.PERTEJO ALONSO	44.999	J.CID COBEÑA	1:24.439	F.SALLAS TERRADILLOS	28.010	11	L.MENGUAL DIGON	2:37.470	2:38.077 (11)
12	L.MENGUAL DIGON	45.057	L.MENGUAL DIGON	1:24.741	J.FABREGAT GRACIA	28.040	12	E.PEREZ ORTIZ	2:38.106	2:38.616 (12)
13	J.FABREGAT GRACIA	45.144	A.PERTEJO ALONSO	1:25.003	F.VAN DER HOEVEN	28.079	13	M.GIMENEZ ROIG	2:38.222	2:38.710 (13)
14	M.GIMENEZ ROIG	45.158	E.PEREZ ORTIZ	1:25.036	A.MARQUINA BERTRAN	28.270	14	F.VAN DER HOEVEN	2:39.046	2:39.449 (14)
15	E.PEREZ ORTIZ	45.223	F.FABREGAT GRACIA	1:25.324	A.ALONSO FUSTER	28.481	15	J.FABREGAT GRACIA	2:39.198	2:40.122 (16)
16	J.ANDREU MARTINEZ	45.550	J.ANDREU MARTINEZ	1:26.014	J.ANDREU MARTINEZ	28.665	16	A.PERTEJO ALONSO	2:39.282	2:39.523 (15)
17	F.VAN DER HOEVEN	45.643	J.ANDREU MARTINEZ	1:26.090	G.CAÑIZARES SANCHEZ	28.794	17	J.ANDREU MARTINEZ	2:40.305	2:40.305 (17)
18	A.ALONSO FUSTER	45.702	A.ALONSO FUSTER	1:26.500	M.GIMENEZ ROIG	28.897	18	A.ALONSO FUSTER	2:40.683	2:42.152 (18)
19	F.MIRAPEIX COSTAS	46.480	M.GOMEZ VALLECILLOS	1:26.831	R.ZAPATER CANALES	29.260	19	G.CAÑIZARES SANCHEZ	2:42.358	2:42.464 (19)
20	M.GOMEZ VALLECILLOS	46.539	F.MIRAPEIX COSTAS	1:26.871	A.PERTEJO ALONSO	29.280	20	M.GOMEZ VALLECILLOS	2:42.744	2:42.744 (20)
21	G.CAÑIZARES SANCHEZ	46.571	G.CAÑIZARES SANCHEZ	1:26.993	M.GOMEZ VALLECILLOS	29.374	21	F.MIRAPEIX COSTAS	2:43.266	2:43.266 (21)
22	J.CANTON YIAGUE	46.747	R.ZAPATER CANALES	1:27.362	T.THOMSON	29.487	22	R.ZAPATER CANALES	2:45.168	2:45.680 (23)
23	J.BARAJAS SUAREZ	47.228	F.CARRERA BLECUA	1:28.213	F.MIRAPEIX COSTAS	29.915	23	J.BARAJAS SUAREZ	2:45.631	2:45.631 (22)
24	R.ZAPATER CANALES	48.546	J.BARAJAS SUAREZ	1:28.280	J.BARAJAS SUAREZ	30.123	24	J.CANTON YIAGUE	2:46.170	2:47.012 (24)
25	T.CARDENA TIRADO	48.552	J.CANTON YIAGUE	1:29.118	J.CANTON YIAGUE	30.305	25	F.CARRERA BLECUA	2:48.493	2:49.117 (26)
26	V.SOUTO ROMAN	48.800	T.THOMSON	1:30.379	V.SOUTO ROMAN	30.830	26	T.THOMSON	2:48.910	2:48.910 (25)
27	T.THOMSON	49.044	J.MARTINEZ MARTINEZ	1:30.546	J.OTERO ALVAREZ	30.900	27	V.SOUTO ROMAN	2:50.939	2:51.424 (27)
28	F.CARRERA BLECUA	49.050	V.SOUTO ROMAN	1:31.309	J.JIMENEZ NAVASCUES	31.070	28	J.MARTINEZ MARTINEZ	2:51.441	2:54.662 (30)
29	C.SOLA ANDREU	49.088	C.SOLA ANDREU	1:31.745	F.CARRERA BLECUA	31.230	29	T.CARDENA TIRADO	2:52.648	2:53.669 (28)
30	J.MARTINEZ ORTOLA	49.376	B.SANCHEZ CANO	1:31.860	A.HERRERO GONZALEZ	31.299	30	B.SANCHEZ CANO	2:53.967	2:54.238 (29)
31	J.MARTINEZ MARTINEZ	49.479	T.CARDENA TIRADO	1:32.075	J.MARTINEZ MARTINEZ	31.416	31	C.SOLA ANDREU	2:54.457	2:56.008 (32)
32	J.FERNANDEZ BEL	49.535	J.JIMENEZ NAVASCUES	1:33.224	T.CARDENA TIRADO	32.021	32	J.JIMENEZ NAVASCUES	2:54.622	2:56.715 (34)
33	B.SANCHEZ CANO	49.783	A.HERRERO GONZALEZ	1:33.425	B.SANCHEZ CANO	32.324	33	A.HERRERO GONZALEZ	2:54.656	2:55.846 (31)
34	A.HERRERO GONZALEZ	49.932	J.OTERO ALVAREZ	1:33.642	J.FERNANDEZ BEL	32.977	34	J.OTERO ALVAREZ	2:55.577	2:56.038 (33)
35	J.JIMENEZ NAVASCUES	50.328	J.MARTINEZ ORTOLA	1:33.842	J.MARTINEZ ORTOLA	33.009	35	J.MARTINEZ ORTOLA	2:56.227	2:58.532 (36)
36	J.OTERO ALVAREZ	51.035	J.FERNANDEZ BEL	1:34.946	J.LORENTE GOMEZ	33.387	36	J.FERNANDEZ BEL	2:57.458	2:58.429 (35)
37	J.ORTS CAÑIZARES	52.030	J.ORTS CAÑIZARES	1:36.720	C.SOLA ANDREU	33.624	37	J.ORTS CAÑIZARES	3:02.770	3:04.017 (37)
38	J.LORENTE GOMEZ	53.428	J.LORENTE GOMEZ	1:39.412	J.ORTS CAÑIZARES	34.020	38	J.LORENTE GOMEZ	3:06.227	3:06.908 (38)
39	E.CHIVITE NAVASCUES	57.033	E.CHIVITE NAVASCUES	1:44.799	E.CHIVITE NAVASCUES	35.129	39	E.CHIVITE NAVASCUES	3:16.961	3:17.334 (39)





Clásicas

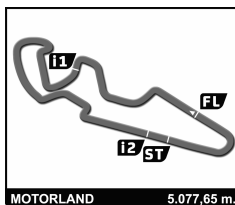
COPA DE ESPAÑA DE VELOCIDAD Motorland Aragón

Entrenamientos Oficiales 1

Secuencia de vueltas rápidas

Tiempo de sesión	Piloto	Equipo	Moto	Neumaticos	Tiempo	km/h	Vlt.
5:08.503	94 JOAQUIN ORTS CAÑIZARES	A.E.M.A.	BULTACO	CONTINENTAL B	2:35.942	117.2	2
6:07.187	1 JUAN BULTO SAGNIER	A.E.M.A.	BULTACO	AVON C	2:29.985	121.9	2
10:29.272	70 ANTONIO IRIZABAL RIVA	A.E.M.A.	AJR	C	2:26.658	124.6	3
12:54.938	70 ANTONIO IRIZABAL RIVA	A.E.M.A.	AJR	C	2:25.666	125.5	4





Clásicas COPA DE ESPAÑA DE VELOCIDAD Motorland Aragón Entrenamientos Oficiales 1

Vuelta a vuelta

Mejor Personal Mejor de la sesión B Cruzando la línea de meta por el pit lane.

Vlt.	Tiempo	Sector 1	Sector 2	Sector 3	Km/h	T. Sesión	Vlt.	Tiempo	Sector 1	Sector 2	Sector 3	Km/h	T. Sesión
86	LLUIS MENGUAL DIGON A.E.M.A. BULTACO						97	JESUS ARTIAGA IBAÑEZ A.D. Aragon Sport YAMAHA					
1	4:17.185	2:16.213	1:31.248	29.724	71.1	4:17.185	1	5:54.870	3:22.896	1:53.386	38.588	51.5	5:54.870
2	2:44.183	47.869	1:27.451	28.863	111.3	7:01.368	2	3:09.584	55.144	1:39.595	34.845	96.4	9:04.454
3	2:40.633	45.776	1:26.278	28.579	113.8	9:42.001	3	3:11.682	53.775	1:43.375	34.532	95.4	12:16.136
4	2:41.257	45.613	1:27.115	28.529	113.3	12:23.258	4	3:04.017	53.277	1:36.720	34.020	99.3	15:20.153
5	2:39.522	46.095	1:25.497	27.930	114.6	15:02.780	5	3:05.379	52.785	1:38.370	34.224	98.6	18:25.532
6	2:41.534	46.757	1:25.911	28.866	113.1	17:44.314	6	3:05.347	53.143	1:37.125	35.079	98.6	21:30.879
7	2:40.986	46.330	1:26.818	27.838	113.5	20:25.300							
8	2:39.492	46.315	1:25.505	27.672	114.6	23:04.792	147	FERNANDO CARRERA BLECUA Pm. Oscense MONTESA					
9	2:38.077	45.057	1:24.741	28.279	115.6	25:42.869	1	5:26.139	3:18.567	1:34.577	32.995	56.0	5:26.139
92	FRANCISCO MIRAPEIX COSTAS BULTACO						2	2:54.246	49.764	1:31.889	32.593	104.9	8:20.385
1	6:03.460	3:31.724	1:53.620	38.116	50.3	6:03.460	3	2:50.765	49.050	1:30.015	31.700	107.0	11:11.150
2	2:53.002	51.213	1:30.340	31.449	105.6	8:56.462	4	2:50.821	49.983	1:28.881	31.957	107.0	14:01.971
3	2:45.127	47.208	1:27.739	30.180	110.7	11:41.589	5	2:49.117	49.674	1:28.213	31.230	108.1	16:51.088
4	2:43.266	46.480	1:26.871	29.915	111.9	14:24.855	6	3:28.865	56.631	1:53.658	38.576	87.5	20:19.953
94	JOAQUIN ORTS CAÑIZARES A.E.M.A. BULTACO						7	3:49.869	1:02.542	2:00.872	46.455	79.5	24:09.822
1	2:32.561	41.331	1:24.121	27.109	119.8	2:32.561	8	2:52.803	49.741	1:31.147	31.915	105.8	27:02.625
2	2:35.942	44.839	1:23.369	27.734	117.2	5:08.503							
3	2:32.680	42.870	1:22.477	27.333	119.7	7:41.183	164	JESUS JIMENEZ NAVASCUES C. M. Club Círbón YAMAHA					
4	2:32.022	42.772	1:21.940	27.310	120.2	10:13.205	1	5:20.098	3:02.876	1:44.325	32.897	57.1	5:20.098
5	2:33.677	42.960	1:23.194	27.523	118.9	12:46.882	2	3:04.330	52.438	1:39.122	32.770	99.2	8:24.428
6	2:33.575	43.548	1:22.548	27.479	119.0	15:20.457	3	2:56.715	50.328	1:35.057	31.330	103.4	11:21.143
7	2:33.142	43.551	1:21.665	27.926	119.3	17:53.599	4	2:57.069	50.610	1:34.467	31.992	103.2	14:18.212
8	2:32.863	43.499	1:22.347	27.017	119.6	20:26.462	5	2:58.070	50.737	1:36.263	31.070	102.6	17:16.282
9	2:33.947	44.093	1:22.462	27.392	118.7	23:00.409	6	2:57.336	52.415	1:33.224	31.697	103.1	20:13.618
10	2:31.344	42.749	1:21.457	27.138	120.8	25:31.753	7	3:02.907	50.609	1:37.201	35.097	99.9	23:16.525
95	ANTONIO ALONSO FUSTER A.E.M.A. BULTACO												
1	2:47.204	48.485	1:29.431	29.288	109.3	2:47.204							
2	2:45.771	47.020	1:29.350	29.401	110.3	5:32.975							
3	2:49.125	52.431	1:27.291	29.403	108.1	8:22.100							
4	2:42.511	46.617	1:27.013	28.881	112.5	11:04.611							
5	2:42.152	46.705	1:26.966	28.481	112.7	13:46.763							
6	2:44.152	48.653	1:26.539	28.960	111.3	16:30.915							
96	JOSE ANDREU MARTINEZ A.E.M.A. BULTACO												
1	2:45.332	47.296	1:28.955	29.081	110.5	2:45.332							
2	2:47.585	46.945	1:31.676	28.964	109.1	5:32.917							
3	2:46.412	47.871	1:28.490	30.051	109.8	8:19.329							
4	2:44.373	46.540	1:28.356	29.477	111.2	11:03.702							
5	2:42.914	46.973	1:26.724	29.217	112.2	13:46.616							
6	2:47.017	50.418	1:27.860	28.739	109.4	16:33.633							
7	2:40.305	45.550	1:26.090	28.665	114.0	19:13.938							
8	2:41.401	46.312	1:26.110	28.979	113.2	21:55.339							
9	2:42.734	45.766	1:26.940	30.028	112.3	24:38.073							